



TABLE OF CONTENTS

American League Central History	104
At a Glance, Twins	134
Attendance Summary	146
Batting Data:	
Final Stats, 2013	126
Home Runs, Twins, 2013	131
Home Runs By Position	131
Multi-Hit/Multi-RBI Games	141
Scoring By Inning, 2013	135
Starting Lineup By Batting Order/Position	144
Blown Leads	137
Bios:	
Coaches	7-15
Players, 2013 Twins	19-122
Pohlad, Jim	5
Ryan, Terry	6
St. Peter, Dave	5
Trainers and Clubhouse Men	16-17
Clinching Dates, Twins	185
Club Directory	2-4
Club Stats, Twins	125
Come From Behind Wins	137
Computing Baseball Statistics	86
Day-By-Day, Twins, 2013	128-130
Disabled List, Twins, 2013	138
Doubleheader (Day/Night) Info	134
Extra Inning Games	136
Fielding, Twins 2013 Individual	127
Hall of Fame, Twins	198
Highs and Lows, Twins	135
How the 2013 Twins Were Built	114
Interleague, 2013	164
Last At-Bat, Games Decided In	136
Milestone Wins	64
Minor Leagues:	
Affiliates Stats	168-174
Awards, 2013	166 & 176
Draft, Twins 2013	175
Recaps	167
Monthly Stats, and Pre-ASG/Post-ASG Stats	138-145
Opponents, 2013	149-163
Outfield Assists	137
Owners, Presidents and General Managers	6

Pitching Data:	
Bullpen Info	139
Final Stats, 2013	126
Starters Info	143
Postseason	177-196
Qualifying Numbers	70
Record By Decade, Twins/Senators	25
Record When Scoring, 2013	140
Rookies Used	66
Roster, Twins 40-Man	18
Schedule, 2014	197
Standings, Final Major League	124
Trades, Last Trade With	122
Transactions, Twins	132-134
Walk-Off Victories	145

SEASON SUMMARY SECTIONS:

Front Office Directory/Bios	2-6
Coaches and Staff	7-18
Player Bios	19-114
Players Who Did Not Finish With Twins	115-122
Statistics	123-146
Opponents	147-164
Minor Leagues	165-176
Postseason	177-198



MINNESOTA TWINS 2013 SEASON SUMMARY

The 2013 Minnesota Twins Season Summary was researched, written and edited by Dustin Morse, Mitch Hestad, Mike Kennedy, Andrew Heydt, Brace Hemmelgarn and Lizz Downey and is based on information available through October 10, 2013. All statistics were provided by Major League Baseball and are considered unofficial. Images courtesy of Bruce Kluckhohn, Brace Hemmelgarn and Getty Images. Special thanks to the Elias Sports Bureau. The information contained herein is copyrighted and prepared for the use of members of the print and broadcast media. Those wishing to use any of the enclosed material for commercial purposes should contact the Minnesota Twins Baseball Communications department. Cover photography by Brace Hemmelgarn.

MINNESOTA TWINS BASEBALL CLUB

TARGET FIELD

1 Twins Way

Minneapolis, MN 55403

Telephone (612) 659-3400

Ticket Information: (612) 33-TWINS or 1-800-33-TWINS

twitter.com/twins • facebook.com/twins • www.twinsbaseball.com

MINNESOTA TWINS BASEBALL CLUB

EXECUTIVE BOARD

Jerry Bell, Chairman

Bill Pohlad

Bob Pohlad

Jim Pohlad

Dave St. Peter

ADMINISTRATION

Chief Executive Officer	Jim Pohlad
President	Dave St. Peter
Executive Vice President, General Manager	Terry Ryan
Executive Vice President, Business Development	Laura Day
Executive Vice President, Business Administration/Chief Financial Officer	Kip Elliott
Senior Vice President, Operations	Matt Hoy
Vice President, Technology	John Avenson
Vice President, Human Resources/Diversity	Raenell Dorn
Vice President, Player Personnel	Mike Radcliff
Assistant to the President and General Manager	Bill Smith
Director, Ballpark Development and Planning	Dan Starkey
Executive Assistants	Danielle Berg, Joan Boeser, Lynette Gittins
Special Assistants	Bert Blyleven, Rod Carew, Kent Hrbek, Paul Molitor, Tony Oliva

BASEBALL OPERATIONS

Assistant General Manager	Rob Antony
Special Assistants to General Manager	Tom Kelly, Wayne Krivsky
Director, Minor League Operations	Brad Steil
Director, Scouting	Deron Johnson
Director, Team Travel	Mike Herman
Minor League Field Coordinator	Joel Lepel
Pro Scouting Coordinator	Vern Followell
Manager, Major League Administration and Baseball Research	Jack Goin
Senior Manager, Minor League Administration	Kate Townley
Senior Manager, Scouting International Administration	Amanda Daley
Administrative Assistant to the General Manager	Lizz Downey
Administrative Assistant to Scouting	Rafael Yanez

BASEBALL COMMUNICATIONS

Director, Baseball Communications and Player Relations	Dustin Morse
Manager, Baseball Communications	Mitch Hestad
Coordinator, Baseball Communications and Publications	Mike Kennedy
Coordinator, Player Relations and Media Services	Andrew Heydt

COMMUNITY RELATIONS

Senior Director, Community Relations	Bryan Donaldson
Manager, Community Relations	Stephanie Johnson
Manager, Community Programs	Josh Ortiz
Coordinator, Community Relations	Gloria Westerdahl

CORPORATE COMMUNICATIONS AND BROADCASTING

Senior Director, Corporate Communications and Broadcasting	Kevin Smith
Senior Manager, Corporate Communications	Chris Iles
Coordinator, Social Media	Keith Beise
Radio Network Executive Producer	Mark Genosky
Radio Network Play-by-Play	Cory Provus
Radio Network Play-by-Play/Analyst	Dan Gladden
Radio Network Studio Host	Kris Atteberry
Radio Engineer	Kyle Hammer
Television Play-by-Play	Dick Bremer
Television Analyst	Bert Blyleven
Spanish Radio Play-by-Play	Alfonso Fernandez

MARKETING

Senior Director, Brand Marketing	Nancy O'Brien
Director, Emerging Markets	Miguel Ramos
Senior Manager, Marketing and Promotions	Julie Okland
Manager, Advertising	Will Delaney
Coordinator, Brand Marketing	Elma Avila
Manager, Business Intelligence and Analytics	Brandon Johnson
Manager, Marketing Communications	Beth Vail
Analyst, Database Marketing	David Kingery
Coordinator, Database Marketing Analytics	Jeff Yang
Team Curator	Clyde Doepner

TWINS PRODUCTIONS AND CREATIVE SERVICES

Director, Twins Productions and Creative Services	Joe Pohlad
Manager, Twins Productions	Sam Henschel
Manager, Creative Services	Matt Semke
Engineer, Broadcast Coordinator	Tom Brower
Manager, Video	Jim Diehl
Public Address Announcer	Adam Abrams

TICKET SALES AND SERVICE

Senior Director, Ticket Sales and Service	Mike Clough
Director, Suite and Premium Seat Sales and Service	Scott O'Connell
Director, Season Sales and Service	Eric Hudson
Director, Group Ticket Sales and Service	Rob Malec
Manager, New Business Development and Service	Craig Gumz
Manager, Season Business Retention and Service	P.J. Williams
Senior Account Executive Season Ticket Sales and Service	Andrea Kjesbo
Senior Account Executive Group Ticket Sales and Service	Todd Krulwich
Season Ticket Sales and Service Executives	Brittany Ehlis, Alex Hover, Cory Johnson, Kelcey McKean, Bobby Pascaly, Bryan Sowieja, Dan Strong
Group Ticket Sales and Service Executives	Luis Breazeale, Phil McMullen, Landon Oldenburger, Andrew Reichert
Coordinator, Premium Sales and Service	Barbara Nordstrom
New Business Development Representatives	Nick Corcoran, Katelyn Culverson, William Fears, Jake Langer, Dylan LaPlante, Joe Long, Tucker Savoye, Brad Thomas
Ticket Sales Coordinators	Kaitlyn Auer, Jessica Glomstad, Anna Johnson, Brittany Kamrath, Steven Wert

TARGET FIELD EVENTS

Director, Target Field Events and Tours	David Christie
Coordinators, Target Field Events	Abby Andvik, Jessica Dooley, Mikkala Korton
Coordinator, Ballpark and Educational Tours	Rick Olson

CORPORATE PARTNERSHIPS

Senior Director, Corporate Partnerships	Jeff Jurgella
Senior Account Executives	Doug Beck, Karen Cleary, Chad Jackson, Jordan Woodcroft
Manager, Client Services	Amelia Johnson
Coordinators, Client Services	Kayleen Alexson, Ann Kincaid, Joe Morin
Coordinator, Broadcast Traffic and Service	Amy Johnson
Administrative Assistant	Paulette Cheatham

FINANCE & PROCUREMENT

Senior Director, Finance	Andy Weinstein
Senior Manager, Ticket Accounting	Jerry McLaughlin
Senior Manager, Accounting	Lori Windschitl
Senior Manager, Financial Planning and Analysis	Mike Kramer
Accounts Payable	Amy Fong-Christianson
Accountant	Lyndsey Taylor
Senior Director, Procurement	Bud Hanley
Manager, Procurement	Mike Sather
Administrative Assistant	Ka Her

TECHNOLOGY

Senior Director, Technology	Wade Navratil
Manager, Technology Infrastructure	Tony Persio
Administrator, Infrastructure Systems	Brent Hildebrandt
Technology Operations Specialist	Ryan Schmit
Manager, Business Systems	Shelley Andrew
Programmer, Business Systems Analyst	Purvi Mehta
Applications Programmer	James Showley

HUMAN RESOURCES

Director, Payroll	Lori Beasley
Director, Benefits	Leticia Silva
Human Resources Generalist	Holly Corbin
Coordinator, Payroll and Benefits	Courtney Zakrzewski

BALLPARK OPERATIONS

Senior Director, Ballpark Operations	Dave Horsman
Senior Director, Ballpark Systems	Gary Glawe
Director, Guest Services	Patrick Forsland
Head Groundskeeper	Larry DiVito
Manager, Field Maintenance	Jared Alley
Manager, Grounds	Al Kuehner
Manager, Ballpark Maintenance	Dana Minion
Maintenance Mechanic	Dan Deephouse
Maintenance Mechanic	Matthew Fox
Maintenance Mechanic	Aaron Goldenstein
Maintenance Mechanic	Ryan Rikkola
Maintenance Mechanic/Master Electrician	Rich Brown
Maintenance Mechanic/Painter	Matthew Saros
Senior Manager, Ballpark Operations	John McEvoy
Senior Manager, Premium Services	Jeffrey Kroll
Manager, Guest Services	Katie Van Der Linden
Manager, Building Security	Jeff Reardon
Manager, Event Security	Dick Dugan
Coordinator, Office Services	Josh Fallin
Ballpark Operations Assistant	Breanna Lindholm
Administrative Assistant	Venika Streefer
Receptionist	Tina Flowers

TICKET OPERATIONS

Senior Director, Ticket Operations	Paul Froehle
Director, Box Office	Mike Stiles
Manager, Call Center	Mark Engstrom
Supervisor, Call Center Operations	Steve Rinde
Supervisor, Box Office	Aaron Doepner
Supervisor, Box Office Operations	Nick Hetfeld
Coordinator, Ticket Operations	Ashley Geldert
Coordinator, Ticket/Vault Services	Randy Tran

CLUBHOUSE

Field Manager	Ron Gardenhire
Equipment Manager	Rod McCormick
Assistant Manager, Home Clubhouse	Tim Burke
Visitors Clubhouse	Jason Lizakowski
Manager, Major League Video	Sean Harlin

MEDICAL STAFF

Director, Medical Services	Dr. John A. Steubs
Orthopedic Physicians	Dr. Diane Dahm, Dr. Pearce McCarty
Internal Medicine Physicians	Dr. Vijay Eyunni, Dr. Tom Jetzer, Dr. Amy Stromwell
Employee Assistance Program Physician	Dr. Jon Hallberg
Peak Performance Director	Dr. Rick Aberman
Head Athletic Trainer	Dave Pruemer
Assistant Athletic Trainer	Tony Leo
Assistant Athletic Trainer and Rehab Coordinator	Lanning Tucker
Strength and Conditioning Coordinator	Perry Castellano



JIM POHLAD

CHIEF EXECUTIVE OFFICER

In 2013, Chief Executive Officer Jim Pohlad completed his 30th season with the Minnesota Twins. He is an original member of the Twins Executive Board and has owned a minority interest in the team since 2005. Jim provides leadership to the Minnesota Twins front office on behalf of the Pohlad family in several capacities, including decisions related to baseball and business, as well as long-term strategic planning. Jim worked with his father, the late Carl Pohlad, for more than 10 years to obtain funding for the new ballpark. The Pohlad family has owned the Minnesota Twins since 1984.

In addition to his position with the Minnesota Twins, Jim currently holds various leadership roles throughout several Pohlad family-owned business enterprises: Marquette Financial Companies, Twins Sports Inc., Northern Lights

Broadcasting and Pohlad Companies. He also serves on several committees for Major League Baseball.

Jim's civic engagements include work on behalf of organizations and programs that support the well-being and interests of children and families in the Twin Cities and surrounding communities. He currently serves on the board of the Pohlad Family Foundation. In past years, he has supported and provided leadership to the Greater Twins Cities United Way, Minneapolis Institute of Arts, the Greater Minneapolis Chamber of Commerce, The Minneapolis Foundation and Park Nicollet Health Services and Melrose Institute.

Jim resides with his family in Minneapolis. He holds a degree in business administration from the University of Southern California and is a certified public accountant.



DAVE ST. PETER

PRESIDENT

Dave St. Peter was named the fourth president in Minnesota Twins history on November 26, 2002. He oversees the team's day-to-day operations, strategic planning and interaction with Major League Baseball. In addition to his role with the baseball team, St. Peter oversees the franchise's sister company – Northern Lights Broadcasting – which includes 96.3 KTWI-FM, the Twins flagship radio affiliate.

St. Peter played a central role in the approval, design, construction and opening of Target Field, which was named 2011 Sports Facility of the Year by the *Sports Business Journal/Sports Business Daily*. He also recently oversaw the team's effort to secure the Major League Baseball All-Star Game, which will be played at Target Field in July 2014.

At age 46, St. Peter completed his 24th year with the Twins. He joined the organization in 1990 and held a variety of positions including Vice President of Corporate Communications. He was named Senior Vice President of Business Affairs in February of 1999 and assembled a sales and marketing team which helped increase attendance nine of the past 13 seasons. In 2010, the Twins established a new single season franchise attendance record by attracting more than 3.2 million fans to Target Field and the club was recognized by *ESPN: The Magazine* as having the best stadium experience in all of professional sports. St. Peter's leadership has been integral in the team's growing corporate partnership base; development of the "Magic Moments" customer service initiative; the "Go Twins, Go Green" environmental stewardship platform; the expanded Twins Radio Network; aggressive community outreach; and enhanced alumni involvement – including creation of the Twins Hall of Fame.

St. Peter has been part of a leadership team helping the franchise win six American League Central Division championships in the past 12 seasons (2002-04, 06 and 09-10). During St. Peter's leadership tenure, the Twins have twice been named "Organization of the Year" by *Baseball America* (2002 and '04). In 2006, the entire Twins organization was recognized as the Minneapolis Star Tribune's "Sports Person of the Year." The franchise received the Atlanta Sports Council's Horizon Award (2002) as the Professional Sports Organization of the Year, while the Twins Community Fund was a 2000 recipient of the Greater Minneapolis Chamber of Commerce's Quality of Life Award and a 2006 recipient of a Project Evergreen Award. In 2010, the Twins were honored by the Star Tribune as one of the "Top 100" workplaces in the state of Minnesota. In 2011, the Twins were the recipient of the Minneapolis Park and Recreation Board's "Living the Dream" Award. St. Peter has also been named to the *Street and Smith's Sports Business Journal* and *Minneapolis-St. Paul Business Journal's* "Forty under 40" lists.

In the community, St. Peter serves on the board of the Minnesota Twins Community Fund, the Ronald McDonald House of the Twin Cities and Meet Minneapolis.

St. Peter was born in Bismarck, North Dakota, and graduated from the University of North Dakota in 1989. Dave, son Jack and twin sons Eric and Ben make their home in Chanhassen, Minn.



TERRY RYAN

EXECUTIVE VICE PRESIDENT, GENERAL MANAGER

Terry Ryan was named Executive Vice President/General Manager on November 7, 2011, after spending the previous four seasons as a Special Assistant to General Manager Bill Smith (2008-2011). He was originally named as the fourth General Manager in Minnesota Twins history on September 13, 1994, holding that position until stepping down following the 2007 season. Ryan is responsible for the team the Twins put on the field and overseeing the coaching staff and entire baseball department, including team travel and baseball communications.

Ryan began his professional career with the Twins in 1972 after being drafted in the 35th round out of Parker High School in Janesville, Wis. He pitched in the Twins minor league system for four seasons, posting a 14-3 record, including 10-0 in 1973, before an arm injury cut his career short. In 1975, he enrolled at the University of Wisconsin-Madison and graduated with a degree in Physical Education in 1979.

Ryan returned to baseball in 1980 as Midwest Scouting Supervisor for the New York Mets, a position he held for six years before being named Scouting Director for the Twins in January 1986. He was recognized by Topps in 1998 with the Advancement Through the Game Award. Prior to his first tenure as General Manager, Ryan served as the Vice President of Player Personnel, a position he assumed at the end of the 1991 season. In that role, Ryan was responsible for scouting and evaluating all talent at the major league level and assisting in personnel decisions. Ryan was also responsible for signing all major league players with less than three years of major league service.

In addition to his duties with the Twins, Ryan was appointed to the Commissioner's Special Committee for On-Field Matters in December of 2009, as well as being a member of the Major League Baseball Playing Rules Committee since 2005. He has also served on the Arizona Fall League (AFL) Steering Committee since 2005, a position he also held in 1997-98. In 2009, Ryan was the recipient of the AFL's Roland Hemond Award, which is presented annually to a baseball executive in recognition of at least 15 years of outstanding service to the AFL and professional baseball in a key leadership capacity. In January of 2013, he was awarded the George Genovese Lifetime Achievement Award in Scouting from the Professional Baseball Scouts Foundation.

Through the efforts of Ryan and his staff, the Twins won the American League Central Division title in four of his last nine years as the general manager (2002-04 and 06). He has twice been named *Sporting News* Executive of the Year (2002 and 06), and was also named *Baseball America's* Major League Executive of the Year in 2004. The Negro Leagues Baseball Museum honored Ryan with the Andrew "Rube" Foster Legacy Award as American League Executive of the Year in 2004 and again in 2006. In 2002, the Twins were named Organization of the Year by *Baseball America* (also in 2004), *USA Today* and *Sportsticker*.

Terry and his wife Karilyn have two children, Tim (daughter-in-law Tara) and Kathleen, and reside in Eagan, Minn.



TWINS OWNERSHIP, PRESIDENTS & GENERAL MANAGERS

OWNERSHIP

Carl R. Pohlad Family, 1984-present
Calvin R. Griffith Family, 1961-84

PRESIDENTS

Dave St. Peter, 2002-present
Jerry Bell, 1987-2002
Howard Fox, 1984-87
Calvin Griffith, 1961-84

GENERAL MANAGERS

Terry Ryan, 1994-2007, 2011-present
Bill Smith, 2007-11
Andy MacPhail, 1986-94
Howard Fox, 1985-86
Calvin Griffith, 1961-84

COACHES AND STAFF

2 0 1 3 M I N N E S O T A T W I N S S E A S O N S U M M A R Y





RON GARDENHIRE

MANAGER

35

Named Twins manager January 4, 2002

BATS/THROWS: R/R

BORN: October 24, 1957 in Butzbach, West Germany

RESIDES: Oakdale, MN

CONTRACT STATUS: Signed two-year contract extension thru 2015, September 30, 2013

PERSONAL: Ronald Clyde Gardenhire...nickname: 'Gardy'...wife, Carol (Kissling), who grew up in White Bear Lake, MN, and is graduate of Mariner High School...son Toby (9/8/82) and wife Lindsay, and daughters Tiffany (3/18/85) and Tara (3/22/90)...1975 graduate of Okmulgee (OK) High School where he was All-State shortstop...All-Conference selection at Paris (TX) Junior College...majored in physical education at University of Texas...set school record of 10 RBI in game March 5, 1978 vs. Arkansas...captain and All-Conference shortstop in senior year, leading Longhorns to Southwest Conference championship and fourth place in College World Series...2005 recipient of the Carl R. Pohlad Award recognizing outstanding community service throughout the Upper Midwest...dedicates his time in support of military veterans...is spokesman for the Minnesota Department of Public Safety's "Buckle Up, Drive at Safe Speeds and Don't Drink and Drive" PSA campaigns and the "Play Ball! Minnesota" Coaches Award program recognizing outstanding youth sports coaches in Minnesota.

2013: Won 950th career game as manager May 13 vs. Chicago-AL...67th career ejection (five ejections on season) September 11 vs. Oakland...signed two-year contract extension September 30.

2012: Won 900th career game as manager July 2 at Detroit...62nd career ejection (was ejected three times in 2012) August 23 at Texas after Scott Diamond was ejected for throwing at Josh Hamilton.

2011: Won 850th career game as manager July 23 vs. Detroit...ejected for the 59th time in his career (was ejected six times in 2011) August 22 vs. Baltimore.

2010: Ejected for the 53rd time in his career (was ejected seven times in 2010) September 19 vs. Oakland...won 800th career game as manager September 21 vs. Cleveland in the team's 91st win, the same day the Twins clinched their sixth division title under Gardenhire...became first manager in history to guide his team to the postseason in six of his first nine seasons as a major league manager...was named the American League Manager of the Year by *The Sporting News* for the second time in his career (2008 along with Buck Showalter)...named the American League Manager of the Year by the BBWAA for the first time in his career, earning 16 first-place votes, eight second-place votes and four third-place votes (108 total points), edging out Texas' Ron Washington (81 points) and Tampa Bay's Joe Maddon (44 points)...was honored by the state of Minnesota with "Ron Gardenhire Day" on Monday, November 22.

2009: Won 700th career game as manager, September 22 at Chicago-AL...ejected for 47th time in his managerial career (was ejected six times in 2009) September 26 at Kansas City...finished second in the Manager of the Year voting behind Mike Scioscia of Los Angeles Angels-AL.

2008: Was ejected for 41st time in his managerial career (was ejected five times in 2008) July 31 vs. Chicago-AL...recorded 600th career win August 11 vs. New York-AL...signed two-year contract extension November 13...finished second in the American League Manager of the Year voting behind Tampa Bay's Joe Maddon...named American League Manager of the Year by *Baseball America*.

2007: Suffered first losing season in his managerial history...recorded 500th career win July 6 at Chicago-AL...tied Sam Mele for second on the Twins all-time managerial win list with his 522nd win August 26 at Baltimore...won his 523rd game as manager August 31 vs. Kansas City, moving into sole possession of second on the Twins all-time list...recorded 36th career ejection (was ejected eight times in 2008) September 17 vs. Texas.

2006: Became first manager in club history to have five consecutive winning seasons and the third manager in major league history to reach the playoffs in four of first five seasons as a manager (Cito Gaston, 1989-1993 with Toronto and Larry Dierker, 1997-2001 with Houston)...recorded 400th career win June 27 vs. Los Angeles-NL...28th career ejection (was ejected eight times in 2006) September 5 vs. Tampa Bay.

2005: Signed two-year contract extension through 2007 January 5...recorded 300th career win as manager May 20 vs. Milwaukee...20th career ejection (was ejected five times in 2005) July 18 vs. Baltimore...became first manager in club history to have four consecutive winning seasons...rated second best manager in American League by *Baseball America*.

2004: Recorded 200th career win as manager May 5 at Seattle...15th career ejection (was ejected four times in 2004) September 2 vs. Texas...became just the fourth manager in major league history to begin his managerial career with three straight first place finishes, joining Larry Dierker (Houston, 1997-99), Ralph Houk (New York Yankees, 1961-63) and Hughie Jennings (Detroit, 1907-09)...became the first American League manager to finish in first place in each of his first three years as manager of a team since Dick Williams with Oakland from 1971-73...first manager in Twins history to lead a team to three playoff appearances...became third Twins manager to have three 90-plus win seasons (Mele in 1962, 63 and 65 and Kelly in 1988, 91 and 92) but the first to do it in three straight years...also became the seventh manager in major league history to record 90 victories in each of his first three seasons, last done by Davey Johnson of the New York Mets (1984-86)...named Co-Manager of the Year with Texas' Buck Showalter by *The Sporting News* and finished second in the American League Manager of the Year as voted by the BBWAA.

2003: Recorded 100th career win as manager, April 13 at Toronto...11th career ejection (was ejected seven times in 2003) September 8 at Chicago-AL...became just the fourth manager in American League history to begin his managerial career with consecutive first place finishes, joining Ralph Houk (1961 and 62 with New York), Mickey Cochrane (1934 and 35 with Detroit) and Hughie Jennings (1907 and 08 with Detroit)...became the sixth manager in major league history to start a managerial career with consecutive first place finishes, with Bob Brenly (2001 and 02 with Arizona) and Larry Dierker (1997 and 98 with Houston) having done it in the National League...became the first American League manager to finish in first place in consecutive years in his first two years with a club since Alvin Dark led the A's to back-to-back West Division titles in 1974 and 75 (Billy Martin and Whitley Herzog both led their respective teams to division titles in 1976 and 77, but they had both managed in part of the 1975 season)...became the first manager in Twins history to lead a team to consecutive playoff appearances and became just the second Twins manager to lead a team to the postseason twice (Tom Kelly in 1987 and 91)...finished second in the American League Manager of the Year voting...signed two-year contract extension through 2005 October 9.

2002: Named manager of the Twins January 4...signed two-year contract with club option for 2004...became 12th manager in Twins history...first win as Twins manager (in first game) April 1 at Kansas City...first career ejection as manager April 11 at Cleveland...ejected four times on season, last coming July 14 vs. Texas...finished third in American League Manager of the Year voting.

1998: Named Twins third base coach November 30.

1996: Returned to field as first base coach.

1995: Served as bench coach after rupturing Achilles tendon March 2.

1990: Southern League Co-Manager of the Year with Jacksonville's Jerry Manuel...named league's best managerial prospect by *Baseball America*...signed as Twins third base coach November 14.

1989: Named Southern League's best manager by *Baseball America*.

1988: Named manager of Single-A Kenosha.

1986: Traded to Twins for pitcher Don Isaparro November 12.

1983: Homered to win championship game of Triple-A World Series over Portland.

1982: Tied pitcher Charlie Puleo for John J. Murphy Award as Mets top spring training rookie...first major league home run off Ray Burris, June 29 at Montreal.

1981: Made major league debut September 1...singled off Bruce Sutter for first major league hit September 11 at St. Louis.

1979: Named to Carolina League All-Star team.

PROFESSIONAL: New York Mets sixth round pick in 1979 First-Year Player Draft.

GARDENHIRE'S PLAYING RECORD

YEAR	CLUB	AVG	G	AB	R	H	2B	3B	HR	RBI	SH	SF	HB	BB	SO	SB	CS	E	OBP
1979	Lynchburg	.296	70	277	36	82	13	3	4	27	9	1	0	21	45	9	5	21	.344
1980	Jackson	.258	127	458	58	118	16	6	6	64	6	4	4	45	68	13	9	41	.327
1981	Tidewater	.254	125	414	52	105	17	8	2	40	6	4	2	28	61	28	12	33	.338
	NEW YORK-NL	.271	27	48	2	13	1	0	0	3	0	0	0	5	9	2	2	2	.340
1982	NEW YORK-NL	.240	141	384	29	92	17	1	3	33	12	5	0	23	55	5	6	29	.279
1983	Tidewater	.287	102	387	63	111	20	6	4	39	5	2	2	34	54	9	7	27	.346
	NEW YORK-NL	.063	17	32	1	2	0	0	0	1	0	0	0	1	4	0	0	0	.091
1984	NEW YORK-NL	.246	74	207	20	51	7	1	1	10	1	1	0	9	43	6	1	12	.276
1985	Tidewater	.211	22	71	3	15	2	0	1	10	0	0	0	6	13	0	2	5	.273
	NEW YORK-NL	.179	26	39	5	7	2	1	0	2	2	0	0	8	11	0	0	4	.319
1986	Tidewater	.276	96	323	41	89	10	4	4	33	5	1	0	44	48	11	5	19	.361
1987	Portland	.272	117	389	49	106	16	4	6	50	2	3	1	45	70	1	1	5	.347
Major League Totals		.232	285	710	57	165	27	3	4	49	15	6	0	46	122	13	9	47	.277

RECORD AS MANAGER

YEAR	CLUB	LEAGUE	POSITION	WON	LOST	PCT.
1988	Kenosha	Midwest League	1st (N. Div., 1st half), 2nd (N. Div., 2nd half)	81	59	.579
1989	Orlando	Southern League	1st (E. Div., 1st half), 2nd (N. Div., 2nd half)	79	65	.549
1990	Orlando	Southern League	1st (E. Div., 1st half), 2nd (E. Div., 2nd half)	85	59	.590
2002	MINNESOTA	American League	1st (Central Division)	94	67	.584
2003	MINNESOTA	American League	1st (Central Division)	90	72	.556
2004	MINNESOTA	American League	1st (Central Division)	92	70	.568
2005	MINNESOTA	American League	3rd (Central Division)	83	79	.512
2006	MINNESOTA	American League	1st (Central Division)	96	66	.593
2007	MINNESOTA	American League	3rd (Central Division)	79	83	.488
2008	MINNESOTA	American League	2nd (Central Division)	88	75	.540
2009	MINNESOTA	American League	1st (Central Division)	87	77	.530
2010	MINNESOTA	American League	1st (Central Division)	94	68	.580
2011	MINNESOTA	American League	5th (Central Division)	63	99	.389
2012	MINNESOTA	American League	5th (Central Division)	66	96	.407
2013	MINNESOTA	American League	4th (Central Division)	66	96	.407
Minor League Totals				245	183	.572
Major League Totals				998	947	.513

DIVISION SERIES RECORD

YEAR	CLUB	OPPONENT	WON	LOST	PCT.
2002	MINNESOTA	Oakland	3	2	.600
2003	MINNESOTA	New York-AL	1	3	.250
2004	MINNESOTA	New York-AL	1	3	.250
2006	MINNESOTA	Oakland	0	3	.000
2009	MINNESOTA	New York-AL	0	3	.000
2010	MINNESOTA	New York-AL	0	3	.000
Division Series Totals			5	17	.227

LEAGUE CHAMPIONSHIP SERIES RECORD

YEAR	CLUB	OPPONENT	WON	LOST	PCT.
2002	MINNESOTA	Anaheim	1	4	.200



RICK ANDERSON

PITCHING COACH

40

Named pitching coach January 7, 2002

BATS/THROWS: R/R

BORN: 11/29/56 in Everett, WA

RESIDES: Ft. Myers, FL

PERSONAL: Richard Arlen Anderson...wife Rhonda (Mason), daughters Cortnie (9/11/82) and Ashley (10/27/91), and son Ricky (6/7/86)...1975 graduate of Mariner (WA) High School where he was selected to the All-State team in senior season...attended Everett Community College and the University of Washington.

COACHING CAREER: Worked his 12th season as pitching coach in 2013...named Twins pitching coach January 7, 2002...named pitching coach for Triple-A Salt Lake prior to 1995 season...served as pitching coach for Double-A Nashville 1993-94...served as pitching coach for Single-A Kenosha 1990-92...joined Twins organization as pitching coach for Rookie Sarasota in 1989.

PLAYING CAREER: Tossed a 9.0-inning no-hitter May 12, 1979 vs. Double-A Shreveport...named to International League All-Star team in 1985...began 1986 season at Triple-A Tidewater and recalled June 8...made major league debut June 9, 1986 vs. Philadelphia...recorded first major league win August 6, 1986 at Chicago-NL...only professional save August 10, 1986 at Montreal...acquired by Kansas City along with catcher Ed Hearn and pitcher Mauro Gozo from the Mets in exchange for pitcher David Cone and catcher Chris Jelic March 27, 1987...began 1988 season at Triple-A Omaha before being promoted to Kansas City and pitched a season-high 7.1 innings June 22 at Chicago-AL.

PROFESSIONAL: New York Mets 24th round pick in the 1978 First-Year Player Draft; signed by scout Marvin Scott.

ANDERSON'S PITCHING RECORD

YEAR	CLUB	W-L	ERA	G	GS	CG	SH	SV	IP	H	R	ER	HR	HB	BB	SO	WP	BK	BAA
1978	Little Falls	2-3	2.25	14	2	1	0	3	40.0	48	25	10	1	0	20	40	4	0	.286
1979	Jackson	8-11	3.85	25	21	7	1	0	131.0	124	72	56	5	3	43	71	4	0	.240
1980	Tidewater	1-3	3.83	14	0	0	0	1	40.0	36	18	17	4	0	15	25	0	0	.231
	Jackson	3-2	3.23	25	1	0	0	4	64.0	57	24	23	7	1	17	48	1	1	.229
1981	Tidewater	3-5	3.34	37	0	0	0	3	89.0	68	34	33	3	1	45	41	2	0	.203
1982	Tidewater	4-2	3.26	31	0	0	0	2	80.0	84	35	29	6	0	23	49	2	0	.259
1983	Jackson	5-1	3.59	13	12	1	0	1	77.2	77	40	31	7	4	29	48	2	0	.247
	Tidewater	2-1	4.05	15	1	0	0	2	40.0	37	19	18	1	0	22	23	2	0	.236
1984	Tidewater	6-9	3.38	26	17	3	1	3	130.1	118	59	49	9	1	48	93	3	1	.236
1985	Tidewater	6-3	1.98	48	2	0	0	7	95.1	79	28	21	3	0	33	54	2	1	.242
1986	Tidewater	7-2	2.68	22	8	1	1	0	84.0	76	26	25	8	0	16	56	1	0	.217
	NEW YORK-NL	2-1	2.72	15	5	0	0	1	49.2	45	17	15	3	0	11	21	1	1	.245
1987	KANSAS CITY	0-2	13.85	6	2	0	0	0	13.0	26	22	20	3	2	9	12	0	0	.394
	Omaha	6-5	4.52	15	14	0	0	0	79.2	94	44	40	9	3	22	47	6	0	.281
1988	Omaha	7-4	2.62	14	14	4	2	0	99.2	92	37	29	5	3	23	54	0	0	.235
	KANSAS CITY	2-1	4.24	7	3	0	0	0	34.0	41	17	16	3	1	9	9	1	0	.308
National League Totals		2-1	2.72	15	5	0	0	1	49.2	45	17	15	3	0	11	21	1	1	.245
American League Totals		2-3	6.89	13	5	0	0	0	47.0	67	39	36	6	3	18	21	1	0	.337
Major League Totals		4-4	4.75	28	10	0	0	1	96.2	112	56	51	9	3	29	42	2	1	.292



TOM BRUNANSKY

23

HITTING COACH

Named hitting coach October 22, 2012

BATS/THROWS: R/R

BORN: 8/20/1960 in Covina, CA

RESIDES: Poway, CA

PERSONAL: Thomas Andrew Brunansky...wife Colleen, sons Jason (12/1/89), Ryan (9/17/91) and Thomas (1/5/96), daughters Alexa (12/10/93) and Erin (10/19/98)...1978 graduate of West Covina (CA) High School, participating in baseball, basketball and football, earning All-American honors in baseball and football...turned down a football/baseball scholarship from Stanford and attended Cal Poly at Pomona in 1978-79...brother-in-law of ex-major leaguer and former Twin Dave Engle...named one of the "50 Greatest Twins" in 2010...ranks ninth on Twins all-time home run list (163) and 13th in walks (394)...795 games played in right field ranks second in Twins history (Tony Oliva - 1,137).

COACHING CAREER: Named Twins hitting coach October 22, 2012...spent 2012 as hitting coach for Triple-A Rochester...spent 2011 as hitting coach for Double-A New Britain...joined the Twins organization as a coach for GCL Twins in July of 2010...coached high school baseball at Poway (CA) High School, 2005-10.

PLAYING CAREER: Played 14 seasons in the major leagues with California, Minnesota, St. Louis, Boston and Milwaukee...Angels Opening Day left fielder in 1981...traded to Minnesota along with pitcher Mike Walters in exchange for pitcher Doug Corbett and infielder Rob Wilfong May 11, 1982...named right fielder on Major League Baseball's All-Rookie team in 1982...hit 32 home runs in 1984, marking the most for a Twin since Harmon Killebrew had 41 in 1970...named to American League All-Star team in 1985 and participated in the home run derby, hitting four home runs...was a member of the 1987 World Champion Minnesota Twins, hitting .412 with two home runs, four doubles, and nine RBI in the ALCS vs. Detroit...traded to St. Louis in exchange for infielder Tommy Herr April 22, 1988...recorded 1,000th career hit, a two-run shot off Houston's Bob Forsch, May 30, 1989...hit 200th career home run off San Francisco's Craig Lefferts July 19, 1989...traded to Boston in exchange for pitcher Lee Smith May 4, 1990...traded back to Boston in exchange for catcher Dave Valle June 16, 1994.

PROFESSIONAL: California's first round pick (14th overall) in the 1978 First-Year Player Draft; signed by scout Larry Himes.

BRUNANSKY'S PLAYING RECORD

YEAR	CLUB	AVG	G	AB	R	H	2B	3B	HR	RBI	SH	SF	HB	BB	SO	SB	CS	E	OBP
1978	Idaho Falls	.332	48	190	56	63	14	4	6	45	0	2	1	45	34	17	2	8	.458
1979	Salinas	.270	140	485	85	131	23	1	23	76	0	6	5	100	116	20	15	6	.396
1980	El Paso	.323	128	496	103	160	24	8	24	97	0	4	3	75	96	23	7	14	.412
	Salt Lake City	.344	9	32	7	11	2	2	1	8	0	1	0	5	3	0	0	0	.421
1981	Salt Lake City	.332	96	343	61	114	17	10	22	81	4	2	3	57	74	6	7	5	.430
	CALIFORNIA	.152	11	33	7	5	0	0	3	6	0	0	0	8	10	1	0	3	.317
1982	Spokane	.205	25	88	12	18	6	1	1	6	0	1	0	15	19	4	4	1	.317
	MINNESOTA	.272	127	463	77	126	30	1	20	46	1	2	8	71	101	1	2	5	.377
1983	MINNESOTA	.227	151	542	70	123	24	5	28	82	1	3	4	61	95	2	5	5	.308
1984	MINNESOTA	.254	155	567	75	144	21	0	32	85	0	4	0	57	94	4	5	5	.320
1985	MINNESOTA	.242	157	567	71	137	28	4	27	90	0	13	0	71	86	5	3	5	.320
1986	MINNESOTA	.256	157	593	69	152	28	1	23	75	1	7	1	53	98	12	4	6	.315
1987	MINNESOTA	.259	155	532	83	138	22	2	32	85	0	4	4	74	104	11	11	3	.352
1988	MINNESOTA	.184	14	49	5	9	1	0	1	6	0	0	0	7	10	1	2	3	.286
	ST. LOUIS	.245	143	523	69	128	22	4	22	79	1	6	4	79	82	16	6	1	.345
1989	ST. LOUIS	.239	158	556	67	133	29	3	20	85	0	5	2	59	107	5	9	7	.312
1990	ST. LOUIS	.158	19	57	5	9	3	0	1	2	0	1	1	12	10	0	0	2	.310
	BOSTON	.287	129	461	61	123	24	5	15	71	0	8	3	54	105	5	10	5	.342
1991	BOSTON	.229	142	459	54	105	24	1	16	70	0	8	3	49	72	1	2	3	.303
1992	BOSTON	.266	138	458	47	122	41	3	15	74	2	7	0	66	96	2	5	6	.354
1993	MILWAUKEE	.183	80	224	20	41	7	3	6	29	2	0	0	25	59	3	4	2	.265
1994	MILWAUKEE	.214	16	28	2	6	2	0	0	0	0	0	0	1	9	0	0	0	.241
	BOSTON	.237	48	177	22	42	10	1	10	34	0	4	0	23	48	0	2	1	.319
Minor League Totals		.304	446	1633	323	497	86	26	77	313	4	16	12	297	342	70	35	34	.412
American League Totals		.247	1480	5153	663	1273	252	26	228	753	7	60	23	620	988	48	55	51	.327
National League Totals		.238	320	1136	141	270	54	7	43	166	1	12	7	150	199	21	15	10	.327
Major League Totals		.245	1800	6289	804	1543	306	33	271	919	8	72	30	770	1187	69	70	61	.327



BOBBY CUELLAR

BULLPEN COACH

18

Named bullpen coach October 22, 2012

BATS/THROWS: R/R

BORN: 8/20/52 in Alice, TX

RESIDES: Alice, TX

PERSONAL: Robert Cuellar...wife Nora, daughters Tiffany (3/8/80) and Emma (6/23/89) and son Bobby Ray (9/28/83)...University of Texas alum.

COACHING CAREER: Named Twins bullpen coach October 22, 2012...Triple-A Rochester pitching coach 2009-12...managed Double-A New Britain in 2008 (64-77)...Pittsburgh Pirates bullpen coach from 2006-07...Triple-A Rochester/Edmonton pitching coach from 2002-05...Texas Rangers bullpen coach in 2001...Montreal Expos pitching coach from 1997-2000...Seattle Mariners pitching coach from 1995-96...Triple-A Calgary (Seattle) pitching coach in 1994...Seattle organization's roving instructor from 1992-93...served as pitching coach for Double-A Jacksonville in 1991, Double-A Williamsport from 1989-90, Single-A San Bernardino in 1988, Calgary in 1985, Salt Lake in 1984 and Bakersfield in 1983...managed Wausau in the Midwest League from 1986-87, going 73-66 with a first place and second place finish.

PLAYING CAREER: Recorded 17 saves in 49 games for Single-A Lynchburg in 1975...won 10 games for Triple-A Tucson in 1977...appeared in four games for the Rangers in 1977, allowing one run on four hits in 6.2 innings pitched (1.35 ERA).

PROFESSIONAL: Rangers 29th round pick in the 1974 First-Year Player Draft.

CUELLAR'S PLAYING RECORD

YEAR	CLUB	W-L	ERA	G	GS	CG	SH	SV	IP	H	R	ER	HR	HB	BB	SO	WP	BK
1974	GCL Rangers	4-1	3.54	22	0	0	0	2	28.0	26	15	11	0	3	11	32	5	0
	Gastonia	4-1	3.38	5	0	0	0	1	20.0	15	11	8	0	3	10	22	4	0
1975	Lynchburg	9-4	2.57	49	0	0	0	17	91.0	70	32	26	3	2	55	73	6	0
1976	San Antonio	9-5	2.65	48	1	1	0	15	85.0	67	30	25	3	3	31	63	1	0
1977	Tucson	10-6	3.48	50	0	0	0	8	93.0	106	39	36	5	3	34	66	5	1
	TEXAS	0-0	1.35	4	0	0	0	0	6.2	4	1	1	1	0	2	3	0	0
1978	Tucson	4-8	4.38	39	1	0	0	6	76.0	90	45	37	6	0	39	36	3	0
1979	Tacoma	3-7	3.33	37	4	1	0	4	127.0	127	61	47	6	2	53	69	4	1
1980	Tacoma	8-3	3.30	51	0	0	0	15	90.0	82	37	33	5	1	35	55	3	0
1981	Charleston	6-7	4.65	40	5	0	0	1	89.0	100	55	46	8	3	48	55	12	0
1983	Bakersfield	0-0	11.81	4	0	0	0	0	5.1	7	7	7	1	0	3	2	1	0
1984	Salt Lake City	0-1	6.30	6	0	0	0	0	10.0	17	7	7	0	0	6	6	0	0
1985	Calgary	0-0	0.00	1	0	0	0	0	1.0	1	1	0	0	0	1	1	1	0
Minor League Totals		53-42	3.56	347	11	2	0	68	695.1	693	329	275	37	17	316	458	41	2
Major League Totals		0-0	1.35	4	0	0	0	0	6.2	4	12	1	1	0	2	3	0	0

CUELLAR'S RECORD AS MANAGER

YEAR	CLUB	LEAGUE	POSITION	W	L	PCT.
1986	Wausau	Midwest	2nd (North Division)	73	66	.525
1987	Wausau	Midwest	4th (North Division)	57	83	.407
2008	New Britain	Eastern	5th (Eastern Division)	64	77	.454
Minor League Totals				194	226	.462

TWINS MANAGERS

MANAGERS	SEASONS	FINISHES	WON	LOST	PCT.
Cookie Lavagetto*	1961	9th	25	41	.379
Sam Mele	1961-67	7th-2nd-3rd-6th-1st-2nd-6th	522	431	.548
Cal Ermer*	1967-68	2nd-7th	145	129	.529
Billy Martin*	1969	1st	97	65	.599
Bill Rigney*	1970-72	1st-5th-3rd	208	184	.531
Frank Quilici	1972-75	3rd-3rd-3rd-4th	280	287	.494
Gene Mauch*	1976-80	3rd-4th-4th-4th-4th	378	394	.490
Johnny Goryl	1980-81	3rd-6th	34	38	.472
Billy Gardner	1981-85	(7th-4th)-7th-5th-2nd-6th	268	353	.432
Ray Miller	1985-86	4th-7th	109	130	.456
Tom Kelly	1986-2001	6th-1st-2nd-5th-7th-1st-2nd-5th-4th-5th-4th-4th-5th-5th-2nd	1140	1244	.478
Ron Gardenhire	2002-13	1st-1st-1st-3rd-1st-3rd-2nd-1st-1st-5th-5th-4th	998	947	.513

* - Deceased



TERRY STEINBACH

36

BENCH COACH

Named bench coach October 22, 2012

BATS/THROWS: R/R

BORN: 3/2/62 in New Ulm, MN

RESIDES: Annandale, MN

PERSONAL: Terry Lee Steinbach...wife Mary (Barnes), daughter Jill (10/14/87) and sons Lucas (10/29/90) and Jake (10/5/93)...1980 graduate of New Ulm (MN) High School where he played baseball and hockey...is New Ulm High School's all-time leading scorer in hockey...attended the University of Minnesota from 1980-83, one of three Steinbach brothers to play for the Golden Gophers (brother, Tom, played in Seattle organization)...named two-time first team All-Big Ten selection in 1982-83...named Big Ten Tournament's Most Valuable Player in 1982 while guiding Golden Gophers to a Big Ten title, the first under head coach John Anderson...named Big Ten Player of the Year in 1983...named 1992 National American Legion "Graduate of the Year," an annual award presented to a player who participated in American Legion Baseball and best exemplifies the principles and purposes of the program...spent five seasons as assistant coach at Wayzata (MN) High School 2008-12.

COACHING CAREER: 2013 marked his first professional coaching position; named bench coach on October 22, 2012...assisted the Twins spring training staff for 13 seasons 2000-12.

PLAYING CAREER: Began career as third baseman in Oakland organization in 1983...moved to catcher in 1986 and named Southern League MVP and SL All-Star Game MVP...homered in first major league at-bat, off Greg Swindell, September 12, 1986 at Cleveland...voted AL All-Star starting catcher, earning MVP honors with a home run off Dwight Gooden, in 1988...earned second AL All-Star honor in 1989...was a member of the 1989 World Champion Oakland Athletics...earned third AL All-Star honor in 1993...ranked third best defensive catcher in the AL by *Baseball America* in 1994...recorded 1,000th career hit, singling off Mark Langston September 28, 1995 at California...recorded 100th career home run, off Darren Oliver, April 15, 1996 at Texas...caught 1,000th career game July 26, 1996 at Toronto...set AL record with 34 home runs as catcher (35 total - one as pinch hitter) in 1996 -- record eventually eclipsed 10 times since...signed two-year contract with Minnesota December 5, 1996...made Twins debut, becoming the 24th Minnesota native to play for the Twins, April 1, 1997...hit 150th career home run July 3, 1998 vs. Detroit...re-signed for one-year with Minnesota January 4, 1999.

PROFESSIONAL: Oakland's ninth round pick in the 1983 First-Year Player Draft; signed by scout Jim Perry...originally selected by Cleveland in the 16th round of 1980 First-Year Player Draft, but did not sign.

STEINBACH'S PLAYING RECORD

YEAR	CLUB	AVG	G	AB	R	H	2B	3B	HR	RBI	SH	SF	HB	BB	SO	SB	CS	E	OBP
1983	Medford	.315	62	219	42	69	16	0	6	38	0	1	5	28	22	8	4	17	.403
1984	Madison	.295	135	474	57	140	24	6	11	79	4	7	1	49	59	5	6	26	.358
1985	Huntsville	.272	128	456	64	124	31	3	9	72	4	7	3	45	36	4	1	6	.337
1986	Huntsville	.325	138	505	113	164	33	2	24	132	0	7	5	94	74	10	9	14	.430
	OAKLAND	.333	6	15	3	5	0	0	2	4	0	0	0	1	0	0	0	1	.375
1987	OAKLAND	.284	122	391	66	111	16	3	16	56	3	3	9	32	66	1	2	10	.349
1988	OAKLAND	.265	104	351	42	93	19	1	9	51	3	5	6	33	47	3	0	9	.334
1989	OAKLAND	.273	130	454	37	124	13	1	7	42	2	3	2	30	66	1	2	12	.319
1990	OAKLAND	.251	114	379	32	95	15	2	9	57	5	3	4	19	66	0	1	5	.291
1991	OAKLAND	.274	129	456	50	125	31	1	6	67	0	9	7	22	70	2	2	15	.312
1992	OAKLAND	.279	128	438	48	122	20	1	12	53	0	3	1	45	58	2	3	10	.345
1993	OAKLAND	.285	104	389	47	111	19	1	10	43	0	1	3	25	65	3	3	7	.333
1994	OAKLAND	.285	103	369	51	105	21	2	11	57	1	6	0	26	62	2	1	1	.327
1995	OAKLAND	.278	114	406	43	113	26	1	15	65	1	4	3	25	74	1	3	6	.322
1996	OAKLAND	.272	145	514	79	140	25	1	35	100	0	2	6	49	115	0	2	7	.342
1997	MINNESOTA	.248	122	447	60	111	27	1	12	54	0	4	1	35	106	6	2	6	.302
1998	MINNESOTA	.242	124	422	45	102	25	2	14	54	0	1	4	38	89	0	1	7	.310
1999	MINNESOTA	.284	101	338	35	96	16	4	4	42	0	2	2	38	54	2	2	5	.358
Minor League Totals		.300	463	1654	276	497	104	11	50	321	8	22	14	216	191	27	20	64	.381
Major League Totals		.271	1546	5369	638	1453	273	21	162	745	15	46	48	418	938	23	22	92	.326



SCOTT ULLGER

FIRST BASE COACH

45

Named first base coach October 21, 2012

BATS/THROWS: R/R

BORN: 6/10/55 in New York, NY

RESIDES: Visalia, CA

PERSONAL: Scott Matthew Ullger (pronounced ULL-jer)...wife Selene (Mullins), daughter Jenna (4/24/85)...majored in criminal justice at St. John's (NY) University where he was a shortstop.

COACHING CAREER: Named Twins first base coach and outfield instructor October 12, 2012...Twins bench coach 2011-12...Twins third base coach 2006-10...Twins hitting coach 1998-2005...coached third base due to Al Newman's illness September 10, 2003 through the end of the season...Twins third base coach 1996-98...Twins first base coach in 1995...managed Triple-A Salt Lake in 1994, leading them to the playoffs but lost 3-2 to Vancouver...managed Triple-A Portland from 1992-93 and won both halves of division in 1993, losing to Tucson (4-2) in Pacific Coast League championship...named league's Most Outstanding Manager and best managerial prospect by *Baseball America* after the season...won second half division, but lost to Vancouver in divisional playoffs in 1992...managed Double-A Orlando in 1991, leading them to a second half championship, beating Greenville (3-0) in the divisional playoffs and Birmingham (3-1) in the Southern League championship...managed at Single-A Visalia from 1988-90, and was named California League Manager of the Year in 1990...named league's best managerial prospect by *Baseball America* in 1990.

PLAYING CAREER: Had highest fielding percentage among league first basemen, but was nine games shy of qualifying in 1984 at Triple-A Toledo...made major league debut with the Twins April 17, 1983 vs. California...went hitless in first 19 at-bats before singling off Steve Renko for first major league hit and RBI June 8, 1983 at Kansas City...led International League in on-base percentage (.423) in 1982...named Southern League All-Star in 1981...switched to outfield in 1980 after playing third base through first three seasons...led California League in doubles and was eighth in batting in 1978.

PROFESSIONAL: Minnesota's 18th round pick in the 1977 First-Year Player Draft; signed by scout Herb Stein.

ULLGER'S PLAYING RECORD

YEAR	CUB	AVG	G	AB	R	H	2B	3B	HR	RBI	SH	SF	HB	BB	SO	SB	CS	E	OBP
1977	Wisconsin Rapids	.293	81	276	52	81	17	4	5	35	4	2	3	56	66	7	12	17	.415
1978	Visalia	.320	134	465	105	149	36	2	20	108	5	7	8	96	78	13	4	33	.439
1979	Orlando	.269	126	412	66	111	21	4	8	50	6	8	6	69	73	7	4	29	.405
1980	Orlando	.263	136	460	55	121	25	0	8	51	4	0	3	73	89	2	4	4	.368
1981	Orlando	.269	138	483	86	130	23	2	20	87	8	9	6	77	72	2	6	6	.370
1982	Toledo	.290	115	352	77	102	16	4	14	60	5	0	3	78	74	4	2	4	.423
1983	MINNESOTA	.190	35	79	8	15	4	0	0	5	0	0	1	5	21	0	2	2	.247
1984	Toledo	.258	113	357	50	92	16	1	11	58	4	5	3	58	84	1	2	6	.362
1985	Toledo	.292	112	384	58	112	13	6	15	58	3	4	2	59	55	2	1	9	.385
1986	Toledo	.262	121	413	50	108	10	2	15	57	0	4	2	51	63	0	0	8	.359
1987	Rochester	.277	96	307	52	85	19	0	12	38	2	0	2	39	84	1	3	5	.362
Minor League Totals		.279	1171	3909	651	1091	196	25	128	602	41	39	38	656	738	35	38	121	.385
Major League Totals		.190	35	79	8	15	4	0	0	5	0	0	1	5	21	0	2	2	.247

ULLGER'S RECORD AS MANAGER

YEAR	CLUB	LEAGUE	POSITION	W	L	PCT.
1988	Visalia	California	3rd (1st half), 2nd (2nd half)	80	62	.563
1989	Visalia	California	4th (1st half), 2nd (2nd half)	76	66	.535
1990	Visalia	California	1st (1st half), 1st (2nd half)	90	51	.638
1991	Orlando	Southern	1st (1st half), 1st (2nd half)	77	67	.535
1992	Portland	Pacific Coast	2nd (1st half), 1st (2nd half)	83	61	.576
1993	Portland	Pacific Coast	1st (1st half), 1st (2nd half)	87	56	.608
1994	Salt Lake	Pacific Coast	2nd (1st half), 2nd (2nd half)	74	70	.514
Minor League Totals				567	433	.567



JOE VAVRA

THIRD BASE COACH

46

COACHES

Named third base coach October 22, 2012

BATS/THROWS: L/R

BORN: 11/16/59 in Chippewa Falls, WI

RESIDES: Menomonie, WI

PERSONAL: Joseph Alan Vavra (pronounced VAH-vra)...wife Lesa (Heise), sons Tanner (7/6/89), Treysen (9/17/91) and Terrin (5/12/97)...1978 graduate of Chippewa Falls Senior (WI) High School...named captain and MVP in baseball during senior season...1985 graduate of University of Wisconsin-Stout with a degree in industrial technology with a concentration in plant engineering...son Tanner was drafted by the Twins in the 30th round of the 2013 First-Year Player Draft out of Valparaiso University.

COACHING CAREER: Named Twins third base coach October 22, 2012...served as Twins hitting coach 2006-12...served as Twins minor league field coordinator 2002-05...head coach at University of Wisconsin-Stout in 2001 before becoming interim director of player development for the Los Angeles Dodgers...minor league baserunning and bunting instructor for the Los Angeles Dodgers in 2000...served as major league roving coach for first half of the 1999 season before serving as minor league field coordinator in the second half...began 1998 season as special assignment major league coach for the Los Angeles Dodgers, before becoming minor league field coordinator at mid-point of season...managed Single-A Yakima 1994-97 and named Northwest League Manager of the Year in 1994 and 1996...led Yakima to Northern Division title in 1994 and Northwest League Championship in 1996...managed Single-A Vero Beach Dodgers in 1993...managed Single-A Yakima in the Northwest League in 1991-92...managed Rookie Great Falls Dodgers to consecutive league championships in 1989-90...named coach at Single-A Sarasota in 1987.

PLAYING CAREER: Played five seasons in the Dodgers organization from 1982-86...hit .307 (92-for-300) in 96 games for Double-A San Antonio in parts of two seasons.

PROFESSIONAL: Los Angeles Dodgers eighth round pick in the 1982 First-Year Player Draft; signed by scout Dale McReynolds.

VAVRA'S PLAYING RECORD

YEAR	CLUB	AVG	G	AB	R	H	2B	3B	HR	RBI	SH	SF	HB	BB	SO	SB	CS	E	OBP
1982	Lodi	.242	49	149	19	36	5	0	1	10	2	1	0	16	17	2	3	19	.313
1983	Lodi	.312	110	420	58	131	19	2	0	37	0	5	1	37	26	6	4	16	.365
1984	San Antonio	.307	96	300	36	92	15	1	1	40	0	3	0	32	17	4	3	4	.370
	Albuquerque	.227	11	44	5	10	0	0	0	3	1	0	0	3	3	0	1	4	.277
1985	Albuquerque	.272	61	202	31	55	9	1	1	15	1	0	3	21	13	2	0	13	.350
1986	Albuquerque	.250	38	72	11	18	3	1	0	5	1	0	0	7	8	0	2	4	.316
Minor League Totals		.288	365	1187	160	342	51	5	3	110	5	9	4	116	84	14	13	60	.351

RECORD AS MANAGER

YEAR	CLUB	LEAGUE	POSITION	WON	LOST	PCT.
1989	Great Falls	Pioneer	1st (Northern Division)	53	14	.791
1990	Great Falls	Pioneer	1st (Northern Division)	48	20	.706
1991	Yakima	Northwest	1st (Northern Division)	44	32	.579
1992	Yakima	Northwest	2nd (Northern Division)	36	40	.474
1993	Vero Beach	Florida State	6th (E. Div., 1st half), 2nd (E. Div., 2nd half)	56	77	.471
1994	Yakima	Northwest	1st (Northern Division)	49	27	.645
1995	Yakima	Northwest	4th (Northern Division)	28	48	.368
1996	Yakima	Northwest	1st (Northern Division)	40	36	.526
1997	Yakima	Northwest	4th (Northern Division)	23	53	.303
Minor League Totals				377	347	.521

TWINS STAFF



DAVE PRUEMER

HEAD ATHLETIC TRAINER

Dave Pruemer completed his 19th season in the Twins organization and first as head athletic trainer after serving eight seasons as assistant athletic trainer. Pruemer attended the University of Southern Illinois where he received his B.S. in Athletic Training.

A native of Teutopolis, IL, he began his career in 1995 with the Twins organization and served as athletic trainer for Rookie Elizabethton. After one year at Elizabethton, Pruemer was promoted to Single-A Ft. Myers where he spent the 1996 and 1997 seasons.

He was the athletic trainer for Double-A New Britain from 1998-2001 and was named the Eastern League Trainer of the Year in 2000. Selected by Major League Baseball to work the Arizona Fall League in 2001 and 2003, Pruemer also served as the Twins Triple-A athletic trainer from 2002-04. He was named International League Trainer of the Year in 2004.

Dave and his wife Tina, along with daughter Hannah and sons Dillon and Tyler, live in Woodbury, MN.



TONY LEO

ASSISTANT ATHLETIC TRAINER

Tony Leo completed his 16th season with the Twins organization and his third as assistant athletic trainer. Leo attended Bowling Green State University where he received his B.S. in Sports Management with an Athletic Training emphasis.

A native of Salem, OH, he began his career in 1997 with the GCL Twins. Leo was hired full time in 1998 and served as the trainer for Rookie Elizabethton. He was promoted to Single-A Quad Cities, where he spent the 2000 and 2001 seasons.

Leo was the trainer for Double-A New Britain from 2002-04 and was named the 2003 Eastern League All-Star trainer. In 2005, Leo was promoted to Triple-A Rochester and was selected by MLB to work the Arizona Fall League. He served as the Triple-A trainer from 2005-10 and he was selected as the Triple-A All-Star Game trainer in 2009.

Tony and his wife, Jennifer, live in Schaumburg, IL.



LANNING TUCKER

ASSISTANT ATHLETIC TRAINER AND REHAB COORDINATOR

Lanning Tucker completed his 22nd season with the Twins organization and first as the Twins assistant athletic trainer and rehab coordinator. Tucker earned a Bachelor of Science degree in Health Education, Psychology and Athletic Training at Texas A&M University (1983-87) and earned his Master's Degree in Sports Medicine from the United States Sports Academy (1991-92).

Tucker worked 14 seasons as the Twins minor league trainer and rehab coordinator. He spent time training at several professional levels, including Elizabethton (1992-93), Ft. Myers (1994-95, 98), Hardware City (1996) and New Britain (1997).

Lanning, wife Jhanna and sons, Aaron and Bryan, reside in Ft. Myers, FL.



PERRY CASTELLANO

STRENGTH AND CONDITIONING COACH

Perry Castellano completed his seventh season as the Major League Strength and Conditioning coach and 12th overall for the Twins. His responsibilities include day-to-day instruction for the major league club as well as designing and implementing various programs throughout the entire organization.

Castellano received a B.S. in Kinesiology from Pepperdine University in Malibu, CA and a Master's degree in Management from National University in San Diego. He spent his first five seasons with the Twins as the minor league strength and conditioning coordinator after serving as minor league strength and nutrition coach for the Texas Rangers from 2000-01. Castellano was a visiting clinical instructor in athletic training at the University of Tulsa from 1999-2001.

Perry, wife Lori and sons, Cory and Brady, reside in Cape Coral, FL.

TWINS STAFF



ROD MCCORMICK

EQUIPMENT MANAGER

Rod McCormick completed his 20th season with the Twins, his seventh as the club's Equipment Manager. McCormick joined the Twins as a ball boy in 1994 and became the Home Clubhouse Assistant in 1998. He was named home Clubhouse Manager in April of 2007.

A graduate of Minnetonka High School, McCormick attended the University of Minnesota from 1993-96. He oversees all the upkeep of team and personal player equipment and the movement of equipment on all road trips. Rod, wife Kristen and twin sons, Charlie and Parker, reside in Minnetonka, MN.



JASON LIZAKOWSKI

VISITING CLUBHOUSE MANAGER

Jason Lizakowski completed his 16th season with the Twins, second as Visiting Clubhouse Manager. Lizakowski joined the Twins as a ball boy in 1998 and became the Visiting Clubhouse Assistant in 2000. He was named Visiting Clubhouse Manager in January of 2012.

A graduate of Rosemount High School in 1991, Lizakowski, along with his father, started a small construction business serving the metro area before joining the Twins in 1998. He oversees all the upkeep of visiting team needs and the movement of equipment in and out of Target Field. Jason, wife Katie and daughter, Ava, reside in Ramsey, MN.



NATE DAMMANN

BULLPEN CATCHER

Nate Dammann completed his seventh season as bullpen catcher for the Twins. His responsibilities include preparing the field for batting practice as well as catching pitchers in the bullpen prior to, and during games. In addition, he assists Twins minor league coaches during Instructional League and has traveled to the Twins Academy in the Dominican Republic to coach minor league players each of the past four off-seasons.

Dammann is a 2004 graduate of Hamline University in St. Paul, MN with a degree in Secondary Education. He played four years of baseball for the Pipers and also played quarterback on their football team. Prior to joining the Twins, Dammann was a substitute teacher in the Edina Public School District. Nate, wife Kate and daughter, Ada, reside in St. Paul, MN.



SEAN HARLIN

MANAGER, MAJOR LEAGUE VIDEO

Sean Harlin completed his 22nd year with the Twins and eighth as Manager of Major League Video. Harlin attended St. John's University of in Collegeville, MN where he received his B.A. in English.

Harlin began his career with the Twins in 1992 as an office services assistant until joining the Twins media relations department where he served as Manager of Media Relations from 1995-2005. In his role as Manager of Major League Video, Harlin is responsible for selecting video and baseball data for coaching and scouting purposes. Sean and his wife Andrea, along with their son Tadhg reside in Eagan, MN.



MIKE HERMAN

DIRECTOR, TEAM TRAVEL

Mike Herman completed his 14th season with the Twins, his first full season as Director of Team Travel. He is responsible for planning and implementing the club's travel needs, including charter aircraft, ground transportation and hotel accommodations for the entire traveling party during Spring Training and the regular season.

Herman began his career with the Twins as a Media Relations Intern in 1999, before being hired full-time as a Media Relations Assistant at the start of the 2000 season. He also held the positions of Assistant Manager of Media Relations (2001-03) and Manager of Media and Player Relations (2004-06). He was named Director of Baseball Communications in 2007 and served in that role until being named to his current position in June of 2012.

After graduating from Hopkins High School, Herman attended St. Olaf College where he played baseball and graduated in 1998 with a degree in Communications. Mike, his wife Brittany and their son Cole, reside in Maple Grove, MN.

TWIN 40-MAN ROSTER AS OF OCTOBER 10, 2013

No.	COACHES (7)	B-T	Born	Birthplace	Residence
35	Ron Gardenhire	R-R	10/24/1957	Butzbach, West Germany	Oakdale, Minn.
40	Rick Anderson	R-R	11/29/1956	Everett, Wash.	Ft. Myers, Fla.
23	Tom Brunansky	R-R	08/20/1960	Covina, Calif.	Poway, Calif.
36	Terry Steinbach	R-R	03/02/1962	New Ulm, Minn.	Annandale, Minn.
45	Scott Ullger	R-R	06/10/1955	New York	Visalia, Calif.
46	Joe Vavra	L-R	11/16/1959	Chippewa Falls, Wis.	Menomonie, Wis.
18	Bobby Cuellar	R-R	08/20/1952	Alice, Texas	Alice, Texas

No.	PITCHERS (18)	B-T	HT	WT	Born	Birthplace	Residence	MLS
63	Andrew Albers	L-L	6-1	201	10/06/1985	North Battleford, Sask.	North Battleford, Sask.	0.058
61	Jared Burton	R-R	6-5	225	06/02/1981	Westminster, S.C.	Westminster, S.C.	6.014
30	Kevin Correia	R-R	6-3	200	08/24/1980	San Diego, Calif.	San Diego, Calif.	9.027
58	Scott Diamond	L-L	6-3	220	07/30/1986	Guelph, Ont.	Guelph, Ont.	1.161
52	Brian Duensing	L-L	6-0	205	02/22/1983	Marysville, Kan.	Omaha, Neb.	4.104
50	Casey Fien	R-R	6-2	205	10/21/1983	Santa Rosa, Calif.	Buena Park, Calif.	1.143
44	Kyle Gibson	R-R	6-6	207	10/23/1987	Greenfield, Ind.	Ft. Myers, Fla.	0.056
62	Liam Hendriks	R-R	6-1	205	02/10/1989	Perth, Australia	Perth, Australia	1.001
74	B.J. Hermesen	R-R	6-5	239	12/01/1989	Manchester, Iowa	Masonville, Iowa	0.000
60	Pedro Hernandez	L-L	5-10	208	04/12/1989	Barquisimeto, VZ	Barquisimeto, VZ	0.077
65	Trevor May	R-R	6-5	215	09/23/1989	Longview, Wash.	Kelso, Wash.	0.000
37	Mike Pelfrey	R-R	6-7	249	01/14/1984	Wright-Patterson AFB, Ohio	Wichita, Kas.	6.122
15	Glen Perkins	L-L	6-0	204	03/02/1983	St. Paul, Minn.	Lakeville, Minn.	6.010
57	Ryan Pressly	R-R	6-3	175	12/15/1988	Dallas, Texas	Highland Village, Texas	1.000
51	Anthony Swarzak	R-R	6-4	209	09/10/1985	Ft. Lauderdale, Fla.	Ft. Lauderdale, Fla.	3.038
56	Caleb Thielbar	R-L	6-0	197	01/31/1987	Northfield, Minn.	Randolph, Minn.	0.133
59	Michael Tonkin	R-R	6-7	220	11/19/1989	Glendale, Calif.	Palmdale, Calif.	0.028
49	Vance Worley	R-R	6-2	230	09/25/1987	Sacramento, Calif.	Sacramento, Calif.	2.033

No.	CATCHERS (5)	B-T	HT	WT	Born	Birthplace	Residence	MLS
9	Ryan Doumit	S-R	6-1	220	04/03/1981	Moses Lake, Wash.	Spokane, Wash.	8.120
54	Eric Fryer	R-R	6-2	215	08/26/1985	Columbus, Ohio	Reynoldsburg, Ohio	0.106
12	Chris Herrmann	L-R	6-0	198	11/24/1987	Tomball, Texas	Tomball, Texas	0.116
7	Joe Mauer	L-R	6-5	231	04/19/1983	St. Paul, Minn.	Ft. Myers, Fla.	10.000
43	Josmil Pinto	R-R	5-11	210	03/31/1989	Valencia, VZ	San Joaquin, VZ	0.030

No.	INFIELTERS (6)	B-T	HT	WT	Born	Birthplace	Residence	MLS
55	Chris Colabello	R-R	6-4	218	10/24/1983	Framingham, Mass.	Milford, Mass.	0.081
2	Brian Dozier	R-R	5-11	190	05/15/1987	Tupelo, Miss.	Fulton, Miss.	1.100
5	Eduardo Escobar	S-R	5-10	165	01/05/1989	Villa de Cura, VZ	Palo Negro, VZ	1.128
25	Pedro Florimon	S-R	6-2	180	12/10/1986	La Romana, D.R.	La Romana, D.R.	1.073
24	Trevor Plouffe	R-R	6-2	203	06/15/1986	West Hills, Calif.	Porter Ranch, Calif.	2.162
83	Danny Santana	S-R	5-11	160	11/07/1990	Monte Plata, D.R.	Monte Plata, D.R.	0.000

No.	OUTFIELDERS (6)	B-T	HT	WT	Born	Birthplace	Residence	MLS
31	Oswaldo Arcia	L-R	6-0	220	05/09/1991	Anaco, VZ	Anaco, VZ	0.132
32	Aaron Hicks	S-R	6-2	190	10/02/1989	San Pedro, Calif.	Long Beach, Calif.	0.124
19	Darin Mastroianni	R-R	5-11	190	08/26/1985	Mount Kisco, N.Y.	Huntersville, N.C.	1.146
27	Chris Parmelee	L-L	6-1	228	02/24/1988	Long Beach, Calif.	Chino Hills, Calif.	1.087
1	Alex Presley	L-L	5-9	181	07/25/1985	Monroe, Miss.	Shreveport, La.	1.162
16	Josh Willingham	R-R	6-2	228	02/17/1979	Florence, Ala.	Florence, Ala.	8.123

No.	60-DAY DL (2)	B-T	HT	WT	Born	Birthplace	Residence	MLS
21	Samuel Deduno	R-R	6-3	190	07/02/1983	La Romana, D.R.	San Pedro de Macoris, D.R.	1.096
22	Wilkin Ramirez	R-R	6-2	231	10/25/1985	Bani, D.R.	Bani, D.R.	1.084

PLAYERS

2 0 1 3 M I N N E S O T A T W I N S S E A S O N S U M M A R Y





ANDREW ALBERS

LEFT-HANDED PITCHER

63

HEIGHT/WEIGHT: 6-1/201

BORN: 10/6/85 in North Battleford, SK

RESIDES: North Battleford, SK

ACQUIRED: Signed as minor league free agent March 11, 2011

M.L. SERVICE: 59 days

CONTRACT STATUS: Signed thru 2013

BATS/THROWS: R/L

AGE: 27

PERSONAL: Andrew William Albers...2004 graduate of John Paul II High School in North Battleford, SK...attended the University of Kentucky from 2005-08, going 20-18, 4.48 ERA (239.0 IP, 119 ER) with 12 saves in 81 games (31 starts)...played for Team Canada and won the Bronze Medal at the 2011 Baseball World Cup and the Gold Medal in the 2011 Pan-Am Games...pitched 6.2 innings in the Gold Medal-winning game of the Pan-Am Games, earning the win over the U.S.

2013:

- Played for Team Canada in the World Baseball Classic, allowing two runs on six hits in 3.0 innings pitched...was one of seven players ejected as part of a brawl between Team Canada and Team Mexico on March 9.
- Started the season with Triple-A Rochester, posting a 23.2-inning streak without allowing an earned run April 30-May 23...had a 13.1-inning scoreless streak April 30-May-11 snapped on two unearned runs.
- Earned his first career Triple-A win May 17 vs. Durham, tossing 6.1 shutout innings, with five hits allowed, three walks and six strikeouts.
- Career-high seven-game win-streak May 17-June 23, posting a 3.06 ERA (50.0 IP, 17 ER) in that time.
- Recorded minor league career-high 10 strikeouts July 13 vs. Pawtucket.
- Recorded 10th win July 21 at Syracuse, tossing 5.1 scoreless innings pitched, becoming the first 10-game winner at Rochester since 2008 when Francisco Liriano and Phil Humber each did it.
- Went 11-4, 2.57 ERA (108.2 IP, 31 ER) in final 17 starts for the Red Wings from the beginning of May on.
- Named Twins minor league Player of the Week June 7 after tossing first career complete game shutout June 7 at Gwinnett, allowing six hits, no walks and seven strikeouts.
- Selected to 2013 Triple-A All-Star Game after going 9-4, 3.11 ERA in 19 starts...pitched 1.0 scoreless inning, allowing one unearned run on two hits with one strikeout in the game.
- Threw his second complete game July 26 vs. Norfolk, allowing two runs on three hits, earning the win, becoming the first Wings starter to win 11 games in a season since Brian Duensing in 2007.
- Pitched second straight complete game July 31 at Lehigh Valley, allowing two runs on five hits in 8.0 innings pitched.
- Went 4-0, 1.27 ERA (28.1IP, 4 ER) over final four starts at Rochester.
- Had contract selected by Minnesota August 2 when the Twins optioned Scott Diamond to Triple-A Rochester...ranked in the top five of several IL pitching categories including strikeouts (1st - 116), wins (T-2nd - 11), innings pitched (3rd - 132.1) and ERA (5th - 2.86) at time of promotion.
- Made major league debut August 6 at Kansas City, tossing 8.1 shutout innings with four hits allowed, one walk and two strikeouts, earning the win; put two runners on base before being pulled...according to the Elias Sports Bureau, he became the first pitcher in club history (since 1961) to throw more than 7.0 scoreless innings in his major league debut; also became the third pitcher in Twins/Senators franchise history (since 1901) to pitch 8.0-plus scoreless innings in his debut, the previous two being Washington's George Dumont (9.0 IP) September 14, 1915 vs. Cleveland, and Washington's Mike Forniello (9.0 IP) September 2, 1952 vs. Philadelphia...he became the 11th different Twins starter to win in his debut.
- Pitched a complete game shutout August 12 vs. Cleveland, allowing two hits and walking none, earning the win...he became the fourth Twins rookie to throw a complete game shutout with two hits allowed-or-fewer, the first since Gary Serun August 19, 1978 against Toronto (2 hits)...according to the Elias Sports Bureau, he became the first pitcher not to allow a run in either of his first two games in the major leagues, while pitching at least 8.0 innings in each game, since Baltimore's Tom Phoebus began his career with consecutive shutouts in September 1966...he became the first Twin to win his first two career starts since Eric Milton April 4 and 11, 1998.
- Allowed his first major league run in the first inning August 17 vs. Chicago-AL, snapping his 17.1 scoreless inning streak to start his career...it was the longest scoreless inning streak to begin a career by a Twins starter.
- Received Jim Rantz Award as Twins minor league Pitcher of the Year.

2012: Spent the season with Double-A New Britain...did not walk a batter in his first four appearances (20.0 IP) April 7-21...placed on 7-day disabled list June 14, with a back strain...pitched in two games on rehab assignment with GCL Twins, reinstated August 4...Eastern League All-Star Game selection.

2011: Started the season with Single-A Ft. Myers...pitched 2.2 innings April 13 vs. St. Lucie, his first appearance since having "Tommy John" surgery...pitched in 22 games, posting a 1.55 ERA (52.1 IP, 9 ER) with Ft. Myers before being transferred to New Britain...pitched in 13 games with New Britain, posting a 2.91 ERA over 43.1 innings pitched.

2010: Pitched for Quebec in the CanAm League (Independent), going 3-0, 1.40 (57.2 IP, 9 ER) with 16 walks and 59 strikeouts in 40 games.

2009: Placed on the disabled list August 2 with a ulnar collateral ligament injury in his left elbow...had "Tommy John" surgery on June 17.

2008: Played his first professional season with AZL Padres, pitching in five games, making two starts, throwing 7.0 innings with no earned runs allowed.

PROFESSIONAL: San Diego's 10th round of the 2010 First-Year Player Draft.

2013		ALBERS' GAME HIGHS		CAREER	
IP: 9.0, 8/12 vs. CLE	Walks: 2, 9/26 vs. CLE	IP: 9.0, 8/12/13 vs. CLE	Walks: 2, 9/26/13 vs. CLE		
SO: 5, 9/8 vs. TOR	CG: 1, 8/12 vs. CLE	SO: 5, 9/8/13 vs. TOR	CG: 1, 8/12/13 vs. CLE		
Win-Streak: 2, 8/6-12	Low-Hit: 2, 8/12 vs. CLE	Win-Streak: 2, 8/6-12/13	Low-Hit: 2, 8/12/13 vs. CLE		

ALBERS' PITCHING RECORD

YEAR	CLUB	W-L	ERA	G	GS	CG	SH	SV	IP	H	R	ER	HR	HB	BB	SO	WP	BK	BAA
2008	AZL Padres	1-0	0.00	5	2	0	0	0	7.0	3	1	0	0	0	3	7	0	0	.136
2009	INJURED - DID NOT PLAY																		
2010	INJURED - DID NOT PLAY																		
2011	Ft. Myers	4-1	1.55	22	2	0	0	4	52.1	48	11	9	2	1	7	46	1	0	.247
	New Britain	4-1	2.91	13	5	0	0	0	43.1	44	15	14	0	5	7	34	2	0	.270
2012	Ft. Myers	1-0	1.93	2	1	0	0	0	4.2	4	1	1	0	0	3	3	0	0	.222
	New Britain	4-3	3.75	19	17	0	0	0	98.1	11	41	41	7	2	12	73	6	3	.297
2013	Rochester	11-5	2.86	22	22	3	1	0	132.1	124	46	42	14	0	32	116	0	1	.251
	MINNESOTA	2-5	4.05	10	10	1	1	0	60.0	64	34	27	6	2	7	25	0	1	.271
Ind. League Totals		3-0	1.40	40	0	0	0	17	57.2	41	13	9	0	2	16	59	2	1	.000
Minor League Totals		28-10	2.64	123	49	3	1	21	395.2	375	128	116	23	10	80	338	11	5	.264
Major League Totals		2-5	4.05	10	10	1	1	0	60.0	64	34	27	6	2	7	25	0	1	.271

ALBERS' CAREER FIELDING RECORD

POSITION	PCT	G	PO	A	E	TC	DP	PB
Pitcher	1.000	10	4	9	0	13	1	—

ALBERS' WORLD BASEBALL CLASSIC RECORD

YEAR	CLUB	W-L	ERA	G	GS	CG	SH	SV	IP	H	R	ER	HR	HB	BB	SO	WP	BK	BAA
2009	Canada	0-0	3.00	1	0	0	0	0	3.0	3	1	1	0	0	1	1	0	0	.300
2013	Canada	0-0	6.00	1	0	0	0	0	3.0	6	2	2	0	0	0	3	0	0	.462
WBC Totals		0-0	4.50	2	0	0	0	0	6.0	9	3	3	0	0	1	4	0	0	.360

ALBERS' DAY-BY-DAY

Date	Opp.	Dec.	IP	H	R	ER	HR	BB	SO	IR/IRS
August 6	@KC	W(1-0)	8.1	4	0	0	0	1	2	--
August 12	CLE	W(2-0)	9.0	2	0	0	0	0	2	--
August 17	CWS	L(2-1)	7.0	8	5	5	1	1	3	--
August 22	@DET	ND	5.2	9	5	5	1	1	4	--
August 28	KC	L(2-2)	7.0	6	3	2	2	0	2	--
AUGUST TOTALS			2-2	37.0	29	13	12	4	13	2.92 ERA
Sept. 2	@HOU	ND	1.2	9	5	5	0	0	2	--
Sept. 8	TOR	ND	7.0	5	0	0	0	0	5	--
Sept. 14	TB	L(2-3)	4.0	6	4	4	0	1	1	--
Sept. 20	@OAK	L(2-4)	4.2	8	8	3	1	1	2	--
Sept. 26	CLE	L(2-5)	5.2	7	4	3	1	2	2	--
SEPTEMBER TOTALS			0-3	23.0	35	21	15	2	12	5.87 ERA
POST-ASG TOTALS			2-5	60.0	64	34	27	6	25	4.05 ERA
SEASON TOTALS			2-5	60.0	64	34	27	6	25	4.05 ERA



OSWALDO ARCIA

OUTFIELDER

31

HEIGHT/WEIGHT: 6-0/220

BORN: 5/9/91 in Anaco, VZ

RESIDES: Cantaura-Anzoategui, VZ

ACQUIRED: Signed as non-drafted free agent, 7/4/07

M.L. SERVICE: 133 days

CONTRACT STATUS: Signed thru 2013

BATS/THROWS: L/R

AGE: 22

PERSONAL: Oswaldo Celestino Arcia (pronounced ARR-sea-ya)...signed as a 16-year-old from Venezuela in 2007.

2013:

- Began the season with Triple-A Rochester, batting .414 (12-for-29) with two doubles, three home runs and eight RBI in nine games.
- Recalled April 15 when Wilkin Ramirez was placed on the Paternity List.
- Made major league debut April 15 vs. Los Angeles-AL, batting seventh and playing left field...recorded first major league hit, singling off Joe Blanton in the second inning.
- Optioned back to Rochester upon Ramirez's return...played one game and was recalled April 17 when the Twins placed Darin Mastroianni on the 15-day disabled list.
- Hit first career home run April 23 vs. Miami (Game 1), a three-run shot in the fourth inning off Jose Fernandez...at 21 years, 11 months and 14 days, he became the youngest Twin since Joe Mauer (21 years, 1 month and 18 days) to hit his first major league home run on June 6, 2004.
- Hit second career home run, April 26 vs. Texas, another three-run shot, in the ninth inning off Joe Nathan.
- Celebrated his 22nd birthday May 9 at Boston, hitting a two-run homer and a triple, becoming the first Twin since Ron Coomer (August 19, 1995 at DET) to homer and triple in one game within his first 18 career games.
- Hit .328 (21-for-64) with five doubles and 10 RBI in 18 June games.
- Entered the All-Star break as the AL rookie leader in RBI (25), was tied for second in doubles (11), tied for third in home runs (6), fourth in hits (53), fifth in games (59) and batting average (.257), and seventh in runs scored (20).
- Optioned to Triple-A Rochester July 14...batted .375 (15-for-40) with four home runs and 13 RBI in his return...recalled by Minnesota August 2.
- Hit safely in season-high nine straight August 7-15, including homering in three straight August 9-10 (doubleheader with CWS on 9th).
- Recorded six RBI September 22 at Oakland, tying a Twins rookie record, originally set by Tony Oliva in 1964; it was most for a Twin since Mauer had seven in July 2010.
- Finished with 14 home runs, tying him with Tim Lincecum (1984) for 10th most for a rookie in Twins history and most since Marty Cordova had 24 in 1995.
- Led American League rookies in home runs, second in slugging percentage (.430), tied for second in extra-base hits (33), third in RBI (43), fourth in total bases (151), tied for fourth in doubles, tied for sixth in multi-hit games (24), seventh in hits (88) and eighth in batting average (.251).

2012: Started the season with Single-A Ft. Myers, hitting .309 (64-for-207) in 55 games...named Twins minor league Player of the Month for May, batting .358 (39-for-109) with 10 doubles, one triple, four home runs, 18 RBI, six walks and 10 runs scored; second career Player of the Month honor...named Florida State League Player of the Week May 28-June 3, batting .571 (12-for-21) with three home runs and seven RBI in six games...selected to Florida State League All-Star Game; participated in the Home Run Derby...promoted to Double-A New Britain June 18...named Twins minor league Player of the Week for the week ending July 20, batting .370 (10-for-27) with two doubles, three home runs, seven RBI and eight runs scored in eight games...named Eastern League Player of the Week August 6-August 12, batting .455 (10-for-22) with five doubles, two home runs, 11 RBI, four runs scored and six walks in seven games...named Eastern League Player of the Week for the second time, August 27-September 3, batting .382 (13-for-34) with one double, two triples, two home runs, 10 RBI, eight runs scored and two walks in eight games...selected to All-Star Futures Game in Kansas City, going 1-for-2 with an RBI double...recorded three grand slams for New Britain: July 19 at Harrisburg, August 7 at Binghamton and August 26 at New Hampshire...batted .338 (114-for-337) against right-handed pitching, the second highest in the organization...recipient of the Sherry Robertson Award for the Twins minor league Player of the Year, voted on by the Twin Cities chapter of the BBWAA...combined to bat .320 (150-for-469) with 36 doubles, eight triples, 17 home runs, 98 RBI, 76 runs scored and a .388 on-base percentage in 124 games at both Ft. Myers and New Britain...recorded 40 multi-hit games between Single-A and Double-A...led Twins minor leaguers in hits (150) and total bases (253), was second in doubles (36) and RBI (98), fourth in runs scored (76), triples (8) and batting average (.320), fifth in home runs (17), and sixth in walks (51)...ranked sixth best prospect in the Eastern League and seventh best prospect in the Florida State League by *Baseball America* following the 2012 season...named to the *Baseball America* minor league All-Star Second Team...named a Double-A All-Star outfielder by the Topps Company and Minor League Baseball and an outfielder on MiLB.com Twins organizational All-Star team...ranked third best prospect in the Twins organization by *Baseball America* entering the 2013 season.

2011: Began season with Single-A Beloit and hit .352 (25-for-71) in 20 games for the Snappers...named Midwest Player of the Week, batting .480 (12-for-25) with four home runs, eight RBI and nine runs scored in six games April 25-May 1...placed on disabled list with right UCL strain, May 1...went on rehab assignment with GCL Twins and was reinstated June 26...transferred to Single-A Ft. Myers June 26 and recorded four hits and three RBI (five at-bats) in his ninth game with the Miracle...hit second professional grand slam August 8 at Palm Beach...played two games for Tigres de Aragua in the Venezuelan Winter League...added to the Twins 40-man roster (November) following the 2011 season...ranked fifth best prospect in the Twins organization by *Baseball America* entering the 2012 season.

2010: Spent season with Rookie Elizabethton...homered in each of his first three games...named the Appalachian Player of the Week June 21 and July 12...named Twins minor league Player of the Week for the week ending July 23, batting .375 (12-for-32) with five doubles, two home runs, six RBI, nine runs scored and three walks in eight games...named Twins minor league Player of the Month for July, batting .376 (47-for-125) with

13 doubles, eight home runs, 25 RBI, 24 runs scored and eight walks in 30 games...batted .330 (29-for-88) against left-handed pitching and .398 (68-for-171) against right-handers...led team in batting average (.375), slugging percentage (.672), doubles (21), home runs (14) and RBI (57)...had 30 multi-hit games...led Appalachian League in batting average, RBI, hits, on-base percentage, slugging percentage, extra base hits, was second in home runs and triples, and third in doubles and runs scored...named *Baseball America* Rookie All-Star, Rookie Player of the Year and third ranked prospect in Appalachian League...ranked ninth best prospect in the Twins organization by *Baseball America*...named to Topps' Short-Season/Rookie All-Star Team...named to MiLB.com's 2010 Twins organizational All-Star team.

2009: Led GCL Twins in games (44), hits (46), doubles (11) and slugging percentage (.455) and was second in at-bats (167), runs (20), RBI (24) and stolen bases (8)...played three games with Tigres de Aragua of the Venezuelan Winter League...ranked 18th best prospect in Twins organization by *Baseball America* entering 2010 season.

2008: Spent first professional season with DSL Twins...hit first professional home run July 15 at DSL Cubs...hit first professional grand slam July 31 vs. DSL White Sox...split time defensively between left field and center field...was tied for team lead in RBI (36).

PROFESSIONAL: Signed by scout Jose Leon.

2013

ARCIA'S GAME HIGHS

CAREER

Hits: 4, 5/8 at BOS

HR: 1, 14x, last 9/22 at OAK

Hits: 4, 5/8/13 at BOS

HR: 1, 14x, last 9/22/13 at OAK

RBI: 6, 9/22 at OAK

Grand Slams: - -

RBI: 6, 9/22/13 at OAK

Grand Slams: - -

Hit-Streak: 9, 8/7-15

SB: 1, 7/6 at TOR

Hit-Streak: 9, 8/7-15/13

SB: 1, 7/6/13 at TOR

ARCIA'S PLAYING RECORD

YEAR	CLUB	AVG	G	AB	R	H	2B	3B	HR	RBI	SH	SF	HB	BB	SO	SB	CS	E	OBP
2008	DSL Twins	.293	61	229	38	67	12	4	4	36	0	1	2	16	27	8	7	3	.343
2009	GCL Twins	.275	44	167	20	46	11	2	5	24	0	3	2	15	18	8	0	0	.337
2010	Elizabethton	.375	64	259	47	97	21	7	14	51	0	1	4	19	67	4	4	0	.424
2011	GCL Twins	.500	2	8	1	4	1	1	0	1	0	0	0	0	1	0	0	0	.500
	Beloit	.352	20	71	18	25	8	1	5	18	0	1	0	9	16	2	2	0	.420
	Ft. Myers	.263	59	213	27	56	14	2	8	32	0	2	3	9	53	1	1	3	.300
2012	Ft. Myers	.309	55	207	22	64	16	3	7	31	1	3	1	23	45	1	3	2	.376
	New Britain	.328	69	262	54	86	20	5	10	67	0	4	5	28	62	3	2	5	.398
2013	Rochester	.313	38	128	25	40	6	0	10	30	0	1	4	22	37	2	1	0	.426
	MINNESOTA	.251	97	351	34	88	17	2	14	43	0	0	4	23	117	1	2	2	.304
Minor League Totals		.314	412	1544	252	485	109	25	63	290	1	16	21	141	326	29	20	13	.376
Major League Totals		.251	97	351	34	88	17	2	14	43	0	0	4	23	117	1	2	2	.304

ARCIA'S CAREER FIELDING RECORD

POSITION	PCT	G	PO	A	E	TC	DP	PB
Outfield	.989	83	167	5	2	174	2	—



DOUG BERNIER

INFIELDER

17

HEIGHT/WEIGHT: 6-1/185

BORN: 6/24/80 in Santa Maria, CA

RESIDES: Palm Beach Gardens, FL

ACQUIRED: Signed as minor league free agent, 2/1/13

M.L. SERVICE: 86 days

CONTRACT STATUS: Signed thru 2013

BATS/THROWS: R/R

AGE: 33



PERSONAL: Douglas Howell Bernier (pronounced ber-NEER)...attended Oral Roberts University.

2013:

- Started season with Triple-A Rochester.
- Recorded a nine-game hit streak June 2-10, batting .367 (11-for-30); first nine-plus game hit-streak since April 24-May 5, 2005 with Tulsa.
- 41 RBI were the second highest RBI total of his career and most since 2008 (42 with Colorado Springs in 2008).
- Did not go back-to-back games without a hit since May 26-27 — a span of 45 games.
- Single-game career-high with four RBI twice: April 25 at Syracuse and June 19 vs. Scranton/Wilkes-Barre.
- Hit .350 (35-for-100) with 14 extra-base hits (10 doubles, 3 triples, one home run) and 15 RBI in 29 June games.
- Had career-high 11-game hitting streak June 26-July 7, batting .381 (16-for-42) during the streak.
- Career-high five hits April 25 at Syracuse.
- Hit .338 (48-for-142) with 18 extra-base hits (12 doubles, 5 triples, one home run), 29 runs and 20 RBI from June 1 to promotion to Minnesota...had recorded a hit in 34 of 40 games over that span.
- Had contract purchased by Minnesota July 14.
- Made Twins debut July 21 vs. Cleveland as a defensive replacement, playing third base.
- Recorded first career major league hit and RBI, hitting a double off Joe Blanton July 22 at Los Angeles-AL.
- Outrighted to Triple-A Rochester October 4.

2012: Spent entire season with Triple-A Scranton/Wilkes-Barre (Yankees)...season-high six-game hitting streak April 7-14...placed on 7-day disabled list with a left oblique strain May 7-June 6...placed on 7-day disabled list with a right great toe infection August 22-September 1.

2011: Spent the entire season with Scranton/Wilkes-Barre after signing as a minor league free agent December 14, 2010...hit .304 (14-for-46) in 16 June games...season-high four hits July 4 vs. Lehigh Valley...season-high four RBI July 25 at Buffalo.

2010: Spent entire season with Triple-A Indianapolis (Pittsburgh) after signing as a minor league free agent January 29, 2010...placed on 7-day disabled list with a right ankle sprain April 8-22...placed on 7-day disabled list with a left ankle sprain July 13-22...declared free agency November 6.

2009: Spent the entire season with Triple-A Scranton/Wilkes-Barre after signing as a minor league free agent December 3, 2008...placed on 7-day disabled list with left ankle sprain August 6-17...placed on 7-day disabled list again with a left ankle sprain August 19-September 1...declared free agency November 9.

2008: Started season with Triple-A Colorado Springs (Colorado)...first career two-homer game June 2 vs. Sacramento...played 54 games for the Sky Sox before having his contract selected by Colorado June 17...made major league debut as defensive replacement June 17 vs. Cleveland...went 0-for-4 in his second career game June 19 vs. Cleveland, batting eighth and playing second base...optioned back to Colorado Springs June 20.

2007: Spent entire season with Triple-A Colorado Springs...hit .310 (67-for-216), his highest single-season minor league batting average.

2006: Spent entire season with Double-A Tulsa (Colorado), hitting .280 (69-for-246) with 16 doubles and three triples in 87 games.

2005: Started season with Double-A Tulsa and hit .302 (26-for-86) through first 27 games of the season...led all Texas League shortstops with a .974 fielding percentage.

2004: Spent entire season with Single-A Visalia (Colorado), hitting .272 (95-for-349) with 13 doubles in 102 games.

2003: Spent entire season with Single-A Visalia...finished fifth in the California League in walks (64).

2002: Spent entire season with Single-A Tri-City (Colorado)...led the Northwest League in walks (58).

PROFESSIONAL: Signed by Colorado as an undrafted free agent June 12, 2002; signed by scout Dar Cox.

2013

BERNIER'S GAME HIGHS

CAREER

Hits: 2, 8/25 at CLE

HR: --

Hits: 2, 8/25/13 at CLE

HR: --

RBI: 1, 5x, last 9/1 at TEX

Grand Slams: --

RBI: 1, 5x, last 9/1/13 at TEX

Grand Slams: --

Hit-Streak: 4, 2x, last 8/16-9/1

SB: 1, 2x, last 8/4 vs. HOU

Hit-Streak: 4, 2x, last 8/16-9/1/13 SB: 1, 2x, last 8/4/13 vs. HOU

BERNIER'S PLAYING RECORD

YEAR	CLUB	AVG	G	AB	R	H	2B	3B	HR	RBI	SH	SF	HB	BB	SO	SB	CS	E	OBP
2002	Tri-City	.197	64	208	26	41	5	0	1	24	8	1	4	58	55	3	4	11	.380
2003	Visalia	.201	84	268	50	54	5	0	0	21	6	1	2	64	63	12	2	17	.358
2004	Visalia	.272	102	349	56	95	13	1	3	24	3	0	2	45	94	5	4	14	.359
2005	Tulsa	.203	117	369	33	75	14	2	3	39	11	7	8	46	103	1	4	14	.300
2006	Tulsa	.280	87	246	44	69	16	3	1	27	9	2	2	30	46	4	1	10	.361
2007	Colorado Springs	.310	97	216	27	67	15	0	2	27	2	2	1	31	51	4	2	5	.396
2008	Colorado Springs	.255	110	337	58	86	10	4	9	42	5	4	8	64	79	1	2	7	.383
	COLORADO	.000	2	4	0	0	0	0	0	0	0	0	0	0	1	0	0	0	.000
2009	Scranton/Wilkes-Barre	.181	79	227	33	41	9	2	0	20	4	1	7	34	71	1	0	5	.305
2010	Indianapolis	.240	69	200	24	48	14	0	1	15	7	1	1	17	48	6	1	9	.301
2011	Scranton/Wilkes-Barre	.237	95	291	32	69	13	4	0	29	4	1	3	37	78	4	1	6	.328
2012	Scranton/Wilkes-Barre	.201	58	174	13	35	9	0	0	10	6	1	0	27	49	1	2	5	.307
2013	Rochester	.295	92	302	47	89	15	5	3	41	10	3	7	31	74	4	2	6	.370
	MINNESOTA	.226	33	53	9	12	3	0	0	5	2	0	1	8	15	2	1	0	.339
Minor League Totals		.241	1054	3187	443	769	138	21	23	319	75	24	45	484	811	46	25	109	.347
National League Totals		.000	2	3	0	0	0	0	0	0	0	0	0	0	1	0	0	0	.000
American League Totals		.226	33	53	9	12	3	0	0	5	2	0	1	8	15	2	1	0	.339
Major League Totals		.211	35	57	9	12	3	0	0	5	2	0	1	8	16	2	1	0	.318

BERNIER'S CAREER FIELDING RECORD

POSITION	PCT	G	PO	A	E	TC	DP	PB
Shortstop	1.000	20	17	46	0	63	9	—
Third Base	1.000	7	0	2	0	2	0	—
Second Base	1.000	4	1	2	0	3	0	—
Totals	1.000	31	18	50	0	68	9	—

TWINS AND SENATORS FRANCHISE RECORDS BY DECADE

TEAM(S)	YEARS	RECORD	WINNING %
Washington Senators	1901-1909	480-833	.366
Washington Senators	1910-1919	755-737	.506
Washington Senators	1920-1929	792-735	.519
Washington Senators	1930-1939	806-722	.527
Washington Senators	1940-1949	677-858	.441
Washington Senators	1950-1959	640-898	.416
Washington Senators/Minnesota Twins	1960-1969	862-747	.536
Minnesota Twins	1970-1979	812-794	.506
Minnesota Twins	1980-1989	733-833	.468
Minnesota Twins	1990-1999	718-833	.463
Minnesota Twins	2000-2009	863-758	.532
Minnesota Twins	2010-	289-359	.446



JARED BURTON

RIGHT-HANDED PITCHER

61

HEIGHT/WEIGHT: 6-5/225

BATS/THROWS: R/R

BORN: 6/2/81 in Westminster, SC

AGE: 32

RESIDES: Westminster, SC

ACQUIRED: Signed as minor league free agent, 11/14/11

M.L. SERVICE: 6 years, 14 days

CONTRACT STATUS: Signed thru 2014

PERSONAL: Levi Jared Burton...1999 graduate of West Oak High School in Westminster, S.C....attended Western Carolina University in Cullowhee, N.C.

2013:

- Opened season on Twins Opening Day roster for second consecutive season.
- Posted a 0.96 ERA (9.1 IP, 1 ER) in 10 April appearances.
- Did not allow a home run in his first 19 appearances (18.0 IP) April 3-May 17.
- Recorded his first save of the season May 11 vs. Baltimore, with 1.0 scoreless inning.
- His 15 holds pre-All-Star break were tied for eighth most in the American League.
- Allowed just one home run in a 28-game span (25.2 IP) June 8-August 15.
- Posted 19 consecutive scoreless appearances July 4-August 15; 17.1 scoreless innings in that span.
- Set single-season career-high with 65th appearance September 8 vs. Toronto...reached 62.1 innings pitched September 12 vs. Oakland, setting a single-season career-high.
- Led the Twins in holds with 27 — tied for fourth most in the AL and tied for sixth most in baseball.
- Appeared in 71 games, tied for ninth most in the AL for right-handers...led all relievers in baseball with nine losses.

2012: Was an invite to spring training...made Twins Opening Day roster, his first on a major league Opening Day roster since 2009 (Cincinnati) and fourth time in career (also Cincinnati in 2007 & 2008)...made Twins debut April 7 at Baltimore, allowing two runs on two hits in 1.0 inning...his 0.73 ERA (12.1 IP, 1 ER) in June was seventh lowest in the AL for the month (minimum of 10.0 IP)...did not allow a hit to 34 consecutive batters April 12-May 11 (11.1 IP)...walked one batter in 20-game span (20.0 IP) April 30-June 22...posted 16-game scoreless appearance streak June 12-July 29 (16.2 IP)...won first game as Twin and 11th win of career with 1.1 scoreless innings June 20 at Pittsburgh...recorded first career save with 1.0 scoreless inning June 24 at Cincinnati...earned second career save in next appearance (1.0 IP) June 25 vs. Chicago-AL...appeared in 200th career game July 7 at Texas...his .189 opponent batting average was ninth lowest in American League among relievers before All-Star break...held opponents scoreless in 35 of 39 appearances June 12 through the end of season, posting an ERA of 1.17 (38.1 IP, 5 ER) in that span...charged with six runs allowed (1 earned) August 23 at Texas, marking most for a Twins reliever since Brian Bass allowed seven May 24, 2008 at Detroit...set single season career-high with 54th appearance September 8 vs. Cleveland; set new career-high with 55th September 9 vs. Cleveland...54 of 64 appearances on the season were scoreless...led club in holds (18), the most for a Twins reliever since Matt Guerrier had 23 in 2010...allowed just one of 13 inherited runners to score (7.7%), second lowest percentage in AL (minimum 50.0 IP)...was one of just four AL relievers and seven relievers in baseball with at least 50 appearances (64), an ERA under 2.20 (2.18) and a batting-average-against under .190 (.186); the others being Fernando Rodney (76 G, 0.60 ERA, .167 BAA), Ryan Cook (71 G, 2.09 ERA, .166 BAA), Jake McGee (69 G, 1.95 ERA, .168 BAA), Sergio Romo (69 G, 1.79 ERA, .185 BAA), Aroldis Chapman (68 G, 1.51 ERA, .141 BAA) and Craig Kimbrel (63 G, 1.01 ERA, .126 BAA).

2011: Started season with Cincinnati on 15-day disabled list with right shoulder inflammation (officially put on DL March 29)...transferred to 60-day disabled list April 18...had right shoulder surgery April 22...went on rehab assignment July 19-August 17, making three rehab starts for the AZL Reds, then seven rehab games for Triple-A Louisville...reinstated August 22 and officially transferred to Triple-A Louisville...eight of 11 appearances for the Bats were scoreless before being recalled September 1...made first appearance, allowing two runs in 0.2 inning September 1 vs. Philadelphia...did not allow a run in final five appearances (4.0 IP) with just three hits allowed in that time...outrighted off Cincinnati's roster October 31 and elected free agency.

2010: Started season with Triple-A Louisville (Cincinnati) and was placed on 7-day disabled list with thyroid dysfunction April 8-May 18...placed on disabled list again with strained left oblique August 10-31...recalled following International League playoffs September 13...made season debut with Cincinnati, tossing 1.0 scoreless inning of relief, September 16 vs. Arizona...retired all 10 batter faced, striking out one.

2009: Started season with Cincinnati and made 20 appearances before being optioned to Triple-A Louisville June 1 when Edinson Volquez was reinstated from the disabled list...never left the team and was recalled the next day when Volquez returned to disabled list...posted 2.19 ERA in nine more appearances for the Reds before being optioned to Louisville July 1...returned to Reds July 20 and made two more appearances before he went on disabled list with right shoulder fatigue July 26-August 9...posted 2.35 ERA in first 22 appearances after coming off the DL, including a 1.20 ERA in last 15 appearances of the season...did not allow a run in 9.0 innings over last nine appearances, his longest scoreless streak of the season.

2008: Started season with Triple-A Louisville...posted 0.85 ERA (31.2 IP, 3 ER) in 27 appearances May 14-July 10...made first career plate appearance May 27 vs. Pittsburgh, striking out against Marino Salas...posted 2.23 ERA (48.1 IP, 12 ER) in first 43 appearances overall before being placed on 15-day disabled list with a strained right latissimus muscle July 19-September 1, missing 39 games...posted 7.84 ERA (10.1 IP, 9 ER) in 11 appearances after coming off DL...posted career-high five-game winning streak April 20-September 8.

2007: Made Reds Opening Day roster for first time in career and made major league debut April 4 vs Chicago-NL...disabled with a strained left hamstring April 8-May 8...recorded first career strikeout, fanning Adrian Gonzalez May 14 at San Diego...placed on 15-day disabled list with lower

back spasms June 12-July 6...earned first career win in a 12-inning, 2-1 victory July 23 vs. Milwaukee...received votes for the NL Rookie of the Month Award for August after going 2-0, 1.17 (15.1 IP, 2 ER) with 15 strikeouts in 16 games...posted 1.80 ERA (10.0 IP, 2 ER) in 10 September appearances and posted 1.37 ERA (26.1 IP, 4 ER) in final 27 appearances of season...ranked seventh in appearances (47) among National League rookie pitchers.

2006: Spent season with Double-A Midland and allowed 71 hits in 74.0 innings...earned only save of the season May 20 vs Frisco...following the season pitched for Phoenix in the Arizona Fall League, going 1-2 with 4.38 ERA and one save in 10 games...selected by Cincinnati in major league phase of Rule 5 Draft in December.

2005: Spent the season with Single-A Stockton (Oakland)...ranked third in California League in saves (24) and fifth in appearances (52)...won California League's Rolands Relief Man award.

2004: Split season between AZL Athletics and Single-A Modesto...placed on disabled list April 8 and missed first half of season recovering from August 2003 right shoulder surgery...reinstated July 21.

2003: Spent second professional season with Single-A Kane County (Oakland)...placed on 7-day disabled list June 7-September 16, missing final three months of the season with a right shoulder injury leading to surgery in August.

2002: Signed first professional contract June 12...spent first season with Single-A Vancouver in Northwest League.

PROFESSIONAL: Oakland's eighth round pick in June 2002 First-Year Player Draft...signed by scout Kelly Heath.

2013

BURTON'S GAME HIGHS

CAREER

IP: 1.2, 5/23 at DET

Walks: 2, 3x, last 9/15 vs. TB

IP: 2.1, 7/21/09 at LAD

Walks: 3, 2x, last 6/7/09 vs. CHC

SO: 3, 3x, last 7/31 vs. KC

CG: - -

SO: 4, 4/4/08 vs. PHI

CG: - -

Win-Streak: 1, 2x, last 8/15

Low-Hit: - -

Win-Streak: 7, 4/20/08-6/20/12

Low-Hit: - -

BURTON'S PITCHING RECORD

YEAR	CLUB	W-L	ERA	G	GS	CG	SH	SV	IP	H	R	ER	HR	HB	BB	SO	WP	BK	BAA
2002	Vancouver	0-4	3.58	13	5	0	0	1	37.2	32	22	15	0	2	14	38	2	1	.221
2003	Kane County	2-1	2.27	15	2	0	0	1	31.2	19	9	8	2	2	7	33	4	0	.174
2004	AZL Athletics	1-0	4.15	5	5	0	0	0	21.2	21	12	10	2	2	4	15	2	0	.247
	Modesto	3-2	4.78	10	3	0	0	0	32.0	34	19	17	6	1	20	25	4	0	.270
2005	Stockton	4-4	2.60	52	0	0	0	24	55.1	44	21	16	2	4	20	67	8	1	.212
2006	Midland	6-5	4.14	53	0	0	0	1	74.0	71	36	34	7	3	27	66	9	0	.255
2007	Chattanooga	0-1	11.81	4	0	0	0	0	5.1	10	7	7	0	0	5	3	1	0	.400
	Louisville	1-0	0.64	10	0	0	0	1	14.0	11	1	1	0	1	4	13	1	0	.224
	CINCINNATI	4-2	2.51	47	0	0	0	0	43.0	28	15	12	2	2	22	36	3	1	.187
2008	Louisville	0-0	4.50	2	1	0	0	0	2.0	1	1	1	0	0	2	1	1	0	.167
	CINCINNATI	5-1	3.22	54	0	0	0	0	58.2	56	24	21	6	2	25	58	2	1	.249
2009	Dayton	1-0	0.00	1	0	0	0	0	1.0	1	0	0	0	0	0	3	0	0	.250
	Louisville	3-0	0.82	10	0	0	0	0	11.0	8	1	1	0	0	3	10	0	0	.195
	CINCINNATI	1-0	4.40	53	0	0	0	0	59.1	61	30	29	5	4	23	45	2	0	.261
2010	Louisville	3-2	2.61	33	0	0	0	4	38.0	29	14	11	4	1	16	34	1	0	.204
	CINCINNATI	0-0	0.00	4	0	0	0	0	3.1	0	0	0	0	0	0	1	0	0	.000
2011	AZL Reds	0-1	9.00	3	3	0	0	0	4.0	7	5	4	1	0	0	6	0	0	.389
	Louisville	2-0	4.15	11	0	0	0	0	13.0	12	6	6	1	3	5	11	0	0	.250
	CINCINNATI	0-0	3.86	6	0	0	0	0	4.2	6	2	2	1	0	3	3	0	0	.316
2012	MINNESOTA	3-2	2.18	64	0	0	0	5	62.0	41	21	15	5	5	16	55	0	0	.186
2013	MINNESOTA	2-9	3.82	71	0	0	0	2	66.0	61	29	28	6	5	22	61	2	0	.242
Minor League Totals		26-20	3.46	222	19	0	0	32	340.2	300	154	131	25	19	127	325	33	2	.234
American League Totals		5-11	3.02	135	0	0	0	7	128.0	102	50	43	11	10	38	116	2	0	.216
National League Totals		10-3	3.41	164	0	0	0	0	169.0	151	71	64	14	8	73	143	7	2	.237
Major League Totals		15-14	3.24	299	0	0	0	7	297.0	253	121	107	25	18	111	259	9	2	.228

BURTON'S CAREER FIELDING RECORD

POSITION	PCT	G	PO	A	E	TC	DP	PB
Pitcher	.909	299	20	40	6	66	0	—

BURTON'S BATTING RECORD

BATTING	AVG	AB	R	H	2B	3B	HR	RBI	SH	SF	HB	BB	SO	SB	CS	OBP
Career	.000	2	0	0	0	0	0	0	0	0	0	0	2	0	0	.000

BURTON'S DAY-BY-DAY

Date	Opp.	Dec.	IP	H	R	ER	HR	BB	SO	IR/IRS	
April 3	DET	ND	1.0	0	0	0	0	0	1	0/0	
April 4	DET	H(1)	1.0	0	0	0	0	1	1	0/0	
April 7	@BAL	H(2)	1.0	0	0	0	0	0	2	0/0	
April 8	@KC	ND	0.1	1	0	0	0	1	0	1/1	
April 13	NYM	ND	1.0	1	0	0	0	0	1	0/0	
April 15	LAA	H(3)	1.0	1	0	0	0	0	1	0/0	
April 20	@CWS	ND	1.0	0	0	0	0	0	2	0/0	
April 21	@CWS	H(4)	1.0	0	0	0	0	0	2	0/0	
April 23(1)	MIA	H(5)	1.0	1	1	1	0	0	0	0/0	
April 27	TEX	ND	1.0	1	0	0	0	0	2	0/0	
APRIL TOTALS			0-0	9.1	5	1	0	2	12	0.96 ERA	
May 1	@DET	ND	1.0	0	0	0	0	0	0	0/0	
May 3	@CLE	BS(1)	1.0	2	1	1	0	1	0	0/0	
May 5	@CLE	H(6)	1.0	0	0	0	0	0	1	0/0	
May 6	@BOS	L(0-1)	0.2	3	1	1	0	0	0	0/0	
May 9	@BOS	H(7)	1.0	0	0	0	0	1	3	0/0	
May 10	BAL	ND	1.0	1	0	0	0	1	1	0/0	
May 11	BAL	S(1)	1.0	0	0	0	0	0	1	0/0	
May 13	CWS	H(8)	1.0	2	0	0	0	1	1	0/0	
May 17	BOS	ND	1.0	1	0	0	0	1	1	0/0	
May 19	BOS	ND	1.0	2	2	2	1	2	1	0/0	
May 21	@ATL	H(9)	1.0	0	0	0	0	0	2	0/0	
May 23	@DET	L(0-2)	1.2	3	1	1	0	1	0	2/1	
May 25	@DET	H(10)	1.0	0	0	0	0	0	0	0/0	
May 27	@MIL	H(11)	1.0	0	0	0	0	0	0	0/0	
May 28	@MIL	H(12)	1.0	1	0	0	0	0	2	0/0	
May 30	MIL	S(2)	1.0	0	0	0	0	0	1	0/0	
MAY TOTALS			0-2-2	16.1	15	5	5	1	8	14	2.76 ERA
June 4	@KC	H(13)	1.0	0	0	0	0	0	2	0/0	
June 6	@KC	L(0-3)	0.2	4	4	4	1	0	0	0/0	
June 8	@WSH	ND	1.0	0	0	0	0	0	1	0/0	
June 13	PHI	L(0-4)	1.0	3	2	2	0	1	1	0/0	
June 15	DET	ND	1.0	1	1	0	0	1	0	0/0	
June 18	CWS	W(1-4)	1.0	1	1	1	0	1	1	0/0	
June 20	CWS	ND	1.0	2	0	0	0	1	0	0/0	
June 23	@CLE	H(14)	1.0	1	0	0	0	1	0	0/0	
June 27	KC	H(15)	1.0	1	0	0	0	0	1	0/0	
June 30	KC	L(1-5)	1.0	1	1	1	1	1	1	0/0	
JUNE TOTALS			1-3	9.2	14	9	8	2	6	7	7.45 ERA
July 1	NYN	L(1-6)	0.1	3	3	3	0	0	0	0/0	
July 4	NYN	ND	1.0	0	0	0	0	0	1	0/0	
July 6	@TOR	ND	1.0	1	0	0	0	0	0	0/0	
July 8	@TB	ND	0.2	0	0	0	0	0	0	0/0	
July 10	@TB	ND	0.2	1	0	0	0	0	1	0/0	
July 12	@NYN	ND	1.1	0	0	0	0	2	1	1/0	
July 14	@NYN	ND	1.1	1	0	0	0	0	0	1/0	
PRE-ASG TOTALS			1-6-2	41.2	40	18	17	3	18	36	3.67 ERA
July 19	CLE	ND	1.0	0	0	0	0	0	3	0/0	
July 20	CLE	H(16)	0.2	0	0	0	0	0	0	2/0	
July 23	@LAA	ND	1.0	1	0	0	0	0	1	0/0	
July 26	@SEA	ND	0.1	1	0	0	0	0	0	1/0	
July 27	@SEA	H(17)	0.1	0	0	0	0	0	0	2/0	
July 31	KC	ND	1.0	0	0	0	0	0	3	0/0	
JULY TOTALS			0-1	10.2	8	3	3	0	2	10	2.53 ERA
August 2	HOU	ND	1.0	0	0	0	0	0	1	0/0	
August 4	HOU	H(18)	1.0	0	0	0	0	0	2	0/0	
August 7	@KC	ND	1.0	0	0	0	0	0	0	0/0	
August 9(1)	@CWS	H(19)	1.0	0	0	0	0	0	0	0/0	
August 11	@CWS	ND	1.0	0	0	0	0	0	2	0/0	
August 14	CLE	H(20)	1.0	0	0	0	0	0	1	0/0	
August 15	CWS	W(2-6)	1.0	1	0	0	0	0	1	0/0	
August 19	NYM	ND	1.0	1	1	1	1	0	1	0/0	
August 20	@DET	H(21)	1.0	2	0	0	0	0	1	0/0	
August 22	@DET	H(22)	1.0	0	0	0	0	0	2	0/0	
August 25	@CLE	L(2-7)	1.0	3	2	2	1	0	1	0/0	
August 27	KC	L(2-8)	0.1	3	4	4	0	1	1	0/0	
August 30	@TEX	H(23)	1.0	0	0	0	0	0	0	0/0	
AUGUST TOTALS			1-2	12.1	10	7	7	2	1	13	5.11 ERA
Sept. 1	@TEX	H(24)	1.0	2	1	1	1	0	0	0/0	
Sept. 3	@HOU	H(25)	1.0	0	0	0	0	0	0	0/0	
Sept. 8	TOR	L(2-9)	1.0	3	2	2	0	0	0	0/0	
Sept. 9	LAA	H(26)	0.1	0	0	0	0	0	1	1/0	
Sept. 12	OAK	ND	1.0	1	0	0	0	0	0	0/0	
Sept. 15	TB	ND	0.1	2	1	1	0	2	0	0/0	
Sept. 17	@CWS	ND	1.0	0	0	0	0	1	1	0/0	
Sept. 18	@CWS	H(27)	1.0	1	0	0	0	0	2	0/0	
Sept. 23	DET	ND	1.0	0	0	0	0	0	1	0/0	
SEPTEMBER TOTALS			0-1	7.2	9	4	4	1	3	5	4.70 ERA
POST-ASG TOTALS			1-3	24.1	21	11	11	3	4	25	4.07 ERA
SEASON TOTALS			2-9-2	66.0	61	29	28	6	22	61	3.82 ERA



CHRIS COLABELLO

FIRST BASEMAN

55

HEIGHT/WEIGHT: 6-4/218

BORN: 10/24/83 in Framingham, MA

RESIDES: Milford, MA

ACQUIRED: Signed as minor league free agent, 2/2/12

M.L. SERVICE: 82 days

CONTRACT STATUS: Signed thru 2013

BATS/THROWS: R/R

AGE: 29

PERSONAL: Christopher Adrian Colabello (pronounced CAHL-uh-bell-oh)...2002 graduate of Milford (MA) High School...attended Assumption College in Worcester, Mass., graduating in 2005...batted .361 in 2003 for the Greyhounds and .380 in 2004...father Lou Colabello played for Italy in 1984 Olympics.

2013:

- Participated in World Baseball Classic, playing for Team Italy; hitting .333 (6-for-18) with two home runs and seven RBI in five games.
- Was Spring Training invitee and reassigned to minor league camp March 17 and reported to Triple-A Rochester.
- Named International League Player of the Week April 8, after hitting .600 (9-for-15) with two home runs, three RBI and six runs scored in four games.
- Named International League Player of the Week again during the week May 20, leading the IL with 15 hits, a .586 average, 10 RBI, a .594 on-base percentage, and a 1.071 slugging percentage, hitting safely in all seven games played...nine of his 15 hits went for extra bases.
- Hit safely in 16 straight games May 9-June 5 with the Red Wings.
- Hit .425 (34-for-80) with 12 doubles, six home runs, 20 RBI and 15 runs scored in 20 May games with Rochester.
- Had contract selected from Triple-A Rochester May 22.
- Made major league debut May 22 at Atlanta, batting sixth and playing right field, going 0-for-4.
- Recorded first major league hit May 25 at Detroit, singling off Doug Fister.
- Optioned to Triple-A Rochester May 29 when Trevor Plouffe was reinstated from 7-day disabled list...recalled and optioned two more times in a week span June 2-9.
- Named to Triple-A All-Star Game at Aces Ballpark in Reno, NV on July 17...he was the overall leader in the online fan balloting and elected as the starting first baseman for the IL squad...batted third in the game and went 1-for-3 with an RBI-double...at the time, was leading the IL in several categories including AVG (.360), SLG (.655), OPS (1.085) and RBI (65); also ranked in the top three of several other statistical categories including OBP (2nd, .431), XBH (T-2nd, 41), TB (2nd, 180), hits (T-2nd, 99) and HR (3rd, 20)...participated in the IL Home Run Derby, hitting zero home runs.
- Recalled from Triple-A Rochester July 19.
- Recorded first career RBI, singling in Justin Morneau July 20 at Cleveland.
- Hit first career home run July 26 at Seattle, a two-run shot off Yoervis Medina in the 13th inning, breaking a 1-1 tie, giving the Twins the eventual 3-2 victory.
- Optioned to Triple-A Rochester August 16 when the Twins reinstated Ryan Doumit from the disabled list...recalled August 21.
- First career two-homer game September 2 at Houston, including the game-winning grand slam in the top of the ninth, giving the Twins a 10-6 victory...it was one of three grand slams for the Twins in 2013...he became the first players in Twins/Senators franchise history to hit two homers in a game, including a go-ahead grand slam in the ninth inning-or-later.
- Named International League MVP and Rookie of the Year honors; fifth player in club history to earn both awards.

2012: Named Twins minor league Player of the Week April 20, batting .381 (8-for-21) with two doubles, three home runs, eight RBI and seven runs scored in six games...hit grand slam and recorded season-high six RBI May 31 at New Hampshire...batted .336 (38-for-113) with 11 doubles in 30 July games and .322 (37-for-115) in 30 August games...recorded 20-plus RBI in June (21), July (20) and August (20)...Recorded 40 multi-hit games and 21 multi-RBI games...led Eastern League in doubles (37), ranked second in RBI (98), fourth in runs scored (78) and tied for fourth in home runs (19)...led Twins minor league in doubles, was second in games played (134) and RBI, third in runs scored, hits (141), home runs and total bases (237)...named Eastern League MVP runner-up...named Eastern League Season-Ending All-Star...named first baseman on MiLB.com Twins organizational All-star team...played with Algodoneros de Guasave of Mexican Pacific League after the season, batting .332 (68-for-205) with 13 doubles, 17 home runs, 44 RBI and 38 runs scored in 57 games...named to 2013 Italy roster for World Baseball Classic.

2011: Spent seventh season with Worcester of the Canadian-American Association, batting .348 (127-for-365) with 32 doubles, 20 home runs, 79 RBI and 75 runs scored in 92 games...set a Can-Am record for extra-base hits in a season with 52...led league in slugging percentage (.600), OPS (1.010) and total bases (219), was tied for first in doubles (32), second in batting average (.348), hits (127), home runs (20) and RBI (79), and third in runs scored (75) and on-base percentage (.410)...named league's All-Star first baseman...awarded Can-Am League MVP and *Baseball America* Independent League Player of the Year.

2010: Spent sixth season with Worcester, batting .301 (95-for-316) with 13 home runs and 59 RBI...ranked eighth in Can-Am League in home runs.

2009: Spent fifth season with Worcester, batting .302 (97-for-321) with 22 doubles, nine home runs and 55 RBI...played 58 games at third base, committing 21 errors (.860 fielding percentage).

2008: Spent season with Worcester...named league's All-Star first baseman...set Can-Am League record for doubles (34) in a year...ranked first in RBI (76), fourth in runs scored (71), fifth in batting average (.336) and sixth in home runs (16).

2007: Split season with Worcester and Nashua...set Can-Am League records with 10 RBI and 13 total bases May 29...combined to bat .302 (100-for-331) with 29 doubles, 13 home runs, 62 RBI and 64 runs scored in 91 games between Worcester and Nashua...was second in the league in doubles (29), tied for seventh in home runs (13), seventh in runs scored (64) and tied for sixth in RBI (62).

2006: Attended Detroit Tigers tryout camp and signed; released 22 days later and rejoined Worcester...batted .305 (105-for-344) with 26 doubles in 90 games...tied for second in Can-Am League in doubles and ranked seventh in batting average.

2005: Batted .320 (55-for-172) in 51 games for Worcester of Canadian-American Association.

PROFESSIONAL: Originally signed by Detroit in March of 2006...played Independent League baseball in the Canadian-American Association from 2005-11.

COLABELLO'S GAME HIGHS			
2013			CAREER
Hits: 2, 8x, last 9/6 vs. TOR	HR: 2, 9/2 at HOU	Hits: 2, 8x, last 9/6/13 vs. TOR	HR: 2, 9/2/13 at HOU
RBI: 5, 9/2 at HOU	Grand Slams: 1, 9/2 at HOU	RBI: 5, 9/2/13 at HOU	Grand Slams: 1, 9/2/13 at HOU
Hit-Streak: 5, 2x, last 9/1-6	SB: - -	Hit-Streak: 5, 2x, last 9/1-6/13	SB: - -

COLABELLO'S PLAYING RECORD																			
YEAR	CLUB	AVG	G	AB	R	H	2B	3B	HR	RBI	SH	SF	HB	BB	SO	SB	CS	E	OBP
2005	Worcester (Can-Am)	.320	51	172	24	55	7	0	8	31	5	0	4	29	31	3	0	6	.429
2006	Worcester (Can-Am)	.305	90	344	52	105	26	2	7	58	0	6	5	30	64	4	5	6	.364
2007	Worcester (Can-Am)	.288	48	177	31	51	17	1	5	28	1	0	3	26	26	6	3	4	.388
	Nashua (Can-Am)	.318	43	154	33	49	12	0	8	34	0	2	5	19	20	0	1	5	.406
2008	Worcester (Can-Am)	.336	93	357	71	120	34	1	16	76	0	8	8	37	44	3	2	14	.402
2009	Worcester (Can-Am)	.302	84	321	48	97	22	0	9	55	0	3	4	34	46	3	5	24	.373
2010	Worcester (Can-Am)	.301	82	316	53	95	16	1	13	59	1	4	7	29	53	3	2	21	.366
2011	Worcester (Can-Am)	.348	92	365	75	127	32	0	20	79	0	5	6	39	39	1	3	7	.410
2012	New Britain	.284	134	496	78	141	37	1	19	98	0	5	13	47	94	0	0	4	.358
2013	Rochester	.352	89	338	58	119	25	0	24	76	0	5	5	43	89	2	1	7	.427
	MINNESOTA	.194	55	160	14	31	3	0	7	17	0	0	1	20	58	0	1	3	.287
Independent League Totals		.317	583	2206	387	699	166	5	86	420	7	28	38	243	323	23	21	86	.390
Minor League Totals		.312	223	834	136	260	62	1	43	174	0	10	18	91	183	2	1	11	.391
Major League Totals		.194	55	160	14	31	3	0	7	17	0	0	1	20	58	0	1	3	.287

COLABELLO'S CAREER FIELDING RECORD								
POSITION	PCT	G	PO	A	E	TC	DP	PB
First Base	.991	26	206	16	2	224	19	—
Outfield	.938	11	14	1	1	16	0	—
Totals	.988	49	220	17	3	240	19	—

COLABELLO'S WORLD BASEBALL CLASSIC RECORD																		
YEAR	CLUB	AVG	G	AB	R	H	2B	3B	HR	RBI	SH	SF	HB	BB	SO	SB	CS	E
2013	Italy	.333	5	18	4	6	0	0	2	7	0	0	0	1	4	0	0	0



KEVIN CORREIA

RIGHT-HANDED PITCHER

30

HEIGHT/WEIGHT: 6-3/200
BORN: 8/24/80 in San Diego, CA
RESIDES: San Diego, CA

BATS/THROWS: R/R
AGE: 33

ACQUIRED: Signed as free agent, 12/13/12

M.L. SERVICE: 9 years, 27 days

CONTRACT STATUS: Signed thru 2014

PERSONAL: Kevin John Correia (pronounced co-RAY-uh)...wife Diana...sons Dane (12/27/08) and Emmett (12/5/10)...1998 graduate of San Diego's Grossmont High School...led baseball team to section title as a junior and runner-up his senior year...earned First-Team All CIF San Diego Section in senior year...attended Grossmont (CA) College in 1999 before transferring to Cal Poly, San Luis Obispo where he earned Big West All-Conference honors in 2002.

2013:

- Spent his first season with the Twins and was the club's number two starter, making his first start April 3 vs. Detroit and did not factor into the decision, allowing two runs on seven hits in 7.0 innings, with one walk and two strikeouts.
- Earned first win as a Twin April 15 vs. Los Angeles-AL, allowing two runs on eight hits in 7.0 innings pitched.
- Pitched 7.0-plus innings in first four starts April 3-23, the most consecutive 7.0-inning games for a Twin since Scott Diamond did it July 27-August 12, 2012; also the most 7.0-plus inning starts to begin a season since Ramon Ortiz made four 7.0-plus inning starts to begin the 2007 season (April 4-22).
- Pitched 8.0 shutout innings April 28 vs. Texas, earning his third straight victory, allowing six hits and one walk...it marked 7.0-plus innings and three runs allowed-or-fewer, according to Elias, marking just the fourth different pitcher in club history to open a season with five consecutive starts with 7.0-plus innings pitched and three runs allowed-or-fewer: Jim Perry in 1965 (first five), Scott Erickson in 1991 (first seven) and Brad Radke in 2001 (first seven).
- Made 300th career appearance May 27 at Milwaukee.
- Made pinch-hitting appearance August 2 vs. Houston in an AL game at Minnesota, sacrificing the winning run to second base.
- Posted a 2.75 ERA (59.0 IP, 18 ER) in his final nine starts August 11-September 25.
- Made 30th start September 19 at Oakland, second time in career of reaching 30 starts...finished with 185.1 innings pitched, the second most in his career...led the staff in starts, innings pitched and tied for first in strikeouts (101).

2012: Pitched second straight season for Pittsburgh and opened as club's number four starter...went 1-1, 2.42 (22.1 IP, 6 ER) in four April starts, with opponents batting .188 (15-for-80)...won a career-high seven straight decisions (9 start span) June 19-August 8...was temporarily removed from starting rotation after Pirates acquired Wandy Rodriguez July 24; returned to the starting rotation September 5 vs. Houston and earned 10th win, allowing one run on four hits in 6.0 innings...pitched 2.0 scoreless innings of relief during a 19-inning game August 19 at St. Louis, then started the next night in San Diego...became first major league pitcher to start a game after having pitched 2.0-or-more innings the previous day since Oakland's Dave Beard June 4-5, 1982...posted a 3.14 ERA (48.2 IP, 17 ER) in final 10 games (7 starts), beginning August 19...recorded season-high nine strikeouts (6.0 IP) and tied a career-high (third time) September 22 at Houston...won 12th game October 12 vs. Atlanta, tying single season career-high, done previously in 2009 and 2011...went 7-3, 3.64 (81.2 IP, 33 ER) in 14 home games (13 starts).

2011: Spent first season with Pittsburgh after signing as a free agent December 21, 2010...was Pirates Opening Day starter -- the first Pittsburgh free agent to start season opener since Ron Villone in 2002...tossed 13.0 scoreless innings April 6-13...pitched second career complete game April 18 at Cincinnati, allowing three runs (2 earned) on four hits...won eighth game June 1 at New York-NL, becoming the NL's first eight-game winner...recorded 10th win June 28 in Pirates 78th game, the fewest games any Pittsburgh pitcher has needed to reach 10 wins since 1995 (Denny Neagle - 69th game)...was named to National League All-Star team after going 11-7; only three pitchers in the major leagues had more wins at the break - CC Sabathia (13), Jair Jurrjens (12) and Justin Verlander (12)...placed on 15-day disabled list with a left oblique strain August 22...led Pirates in wins (12)...went 10-3, 2.64 ERA in 14 starts on the road and 2-8, 7.71 ERA in 13 games (12 starts) at home...tied for second in the NL with 10 road wins, despite not pitching after August 19.

2010: Spent second consecutive season with San Diego...tied career-high with nine strikeouts July 18 vs. Arizona...went 5-1, 3.00 (36.0 IP, 12 ER) in first six starts after the All-Star break from July 18-August 16...went 9-3 in 15 starts when receiving three runs of support or more (Padres were 11-4)...had a 6.41 run support average in 26 starts, the second-highest average among all National League starters with at least 100.0 IP.

2009: Spent first season with San Diego after joining the club as a spring training invite...recorded career-high scoreless streak of 23.1 innings September 14-October 2, the fourth longest in the NL and the longest by a Padres pitcher since Cla Meredith set a franchise record (33.2 IP in 2006)...was also the longest by a San Diego starting pitcher since Bruce Hurst pitched 27.0 consecutive scoreless innings in September of 1990...went 3-0, 1.25 (36.0 IP, 5 ER) in five September starts...tossed first career complete game September 25 at Arizona...recorded 18 quality starts over final 23 appearances...led Padres staff in starts (33)...tied for 11th in the National League with 22 quality starts.

2008: Spent seventh and final season in the San Francisco organization...went 1-3, 4.50 (26.0 IP, 13 ER) in first five starts before being placed on the 15-day disabled list with a left intercostal strain April 27; missed over a month...made three rehab starts between May 30-June 9 and was reinstated June 15...went 3-8, 5.36 ERA (102.1 IP, 61 ER) in 19 starts.

2007: Spent second full season with San Francisco and began season in the bullpen...lost five straight decisions June 3-August 7...made a start August 14 at Atlanta, his first major league start since August 12, 2005 which snapped string of 99 straight relief appearances...returned to

bullpen for two outings before ending the season making seven consecutive starts...won three straight starts August 25-September 5...led Giants relievers in innings pitched (55.2) and strikeouts (46)...went 3-1, 2.54 (46.0 IP, 13 ER) in eight starts and 1-6, 4.20 ERA in 51 relief appearances.

2006: Spent first full season in the major leagues with San Francisco; began season on Triple-A Fresno's roster but was recalled by San Francisco April 7 before making a minor league appearance...led San Francisco relievers in innings pitched (69.2) and ranked second in ERA (3.49)...held the opposition scoreless in 31 of 48 appearances, while stranding 26 of 39 inherited runners (67%)...went 2-0, 2.83 (28.2 IP, 9 ER), holding opponents to a .214 batting average (22-for-103) in final 19 outings since July 25.

2005: Began season with Triple-A Fresno (San Francisco), earning seven saves in 28 relief appearances; moved into the starting rotation in June...recalled by San Francisco July 1...recorded first victory in second start July 6 vs. Cincinnati...transferred to Double-A San Jose July 7...made one start with Double-A San Jose...recalled by San Francisco July 18...exited early from a start with a right shoulder bruise August 31 vs. Colorado.

2004: Split season between Triple-A Fresno and San Francisco...made lone start for Giants April 30 vs. Florida, suffering the loss, allowing nine runs (8 earned) in 2.0 innings pitched.

2003: Split season between Double-A Norwich, Triple-A Fresno and San Francisco...named Midseason Eastern League All-Star...had contract purchased by San Francisco July 10 and made major league debut that night at Colorado, allowing one run in 1.1 innings...made first major league start vs. Philadelphia, allowing one run in 6.0 innings August 10...had first career hit and RBI off Rodney Myers September 21 at Los Angeles-NL.

2002: Began professional career with Rookie Salem-Keizer, going 2-2, 4.54 (37.2 IP, 19 ER) in 10 games (8 starts).

PROFESSIONAL: San Francisco's fourth round pick in the 2002 First-Year Player Draft; signed by scout Lee Carballo...originally drafted by St. Louis in the 23rd round of the 2001 First-Year Player Draft.

2013

IP: 8.0, 4/28 vs. TEX
SO: 7, 3x, last 8/27 vs. KC
Win Streak: 3, 4/15-28

CORREIA'S GAME HIGHS

Walks: 5, 2x, last 9/19 at OAK
CG: --
Low-Hit: --

CAREER

IP: 9.0, 2x, last 4/18/11 at CIN
SO: 9, 3x, last 9/22/12 at HOU
Win Streak: 7, 6/19-8/8/12

Walks: 6, 2x, last 6/28/10 vs. COL
CG: 1, 2x, last 4/18/11 at CIN
Low-Hit: 4, 4/18/11 at CIN

CORREIA'S PITCHING RECORD																		
YEAR	CLUB	W-L	ERA	G	GS	CG	SH	SV	IP	H	R	ER	HR	HB	BB	SO	WP	BK BAA
2002	Salem-Keizer	2-2	4.54	10	8	0	0	0	37.2	37	20	19	1	3	14	31	1	0.257
2003	Norwich	6-6	3.65	16	14	0	0	0	86.1	80	38	35	3	4	30	73	4	1.248
	Fresno	1-0	2.84	3	3	0	0	0	19.0	16	8	6	3	0	2	23	2	0.222
	SAN FRANCISCO	3-1	3.66	10	7	0	0	0	39.1	41	16	16	6	4	18	28	2	0.275
2004	Fresno	3-7	4.53	29	16	0	0	0	105.1	118	61	53	12	3	35	70	2	0.287
	SAN FRANCISCO	0-1	8.05	12	1	0	0	0	19.0	25	20	17	3	1	10	14	0	0.333
2005	Fresno	3-2	6.07	31	3	0	0	7	46.0	50	38	31	6	1	23	35	0	0.273
	San Jose	0-1	2.57	1	1	0	0	0	7.0	5	2	2	0	0	5	7	2	0.208
	SAN FRANCISCO	2-5	4.63	16	11	0	0	0	58.1	61	31	30	12	4	31	44	2	0.274
2006	SAN FRANCISCO	2-0	3.49	48	0	0	0	0	69.2	64	27	27	5	3	22	57	0	0.242
2007	SAN FRANCISCO	4-7	3.45	59	8	0	0	0	101.2	94	39	39	9	2	40	80	1	1.242
2008	San Jose	0-0	0.00	1	1	0	0	0	3.1	1	0	0	0	0	1	1	0	0.091
	Fresno	1-0	1.50	2	2	0	0	0	12.0	8	2	2	1	0	0	15	0	0.186
	SAN FRANCISCO	3-8	6.05	25	19	0	0	0	110.0	141	80	74	15	4	47	66	5	0.310
2009	SAN DIEGO	12-11	3.91	33	33	1	1	0	198.0	194	92	86	17	4	64	142	5	1.259
2010	SAN DIEGO	10-10	5.40	28	26	0	0	0	145.0	152	89	87	20	5	64	115	3	0.271
2011	PITTSBURGH	12-11	4.79	27	26	1	0	0	154.0	175	90	82	24	2	39	77	3	1.287
2012	PITTSBURGH	12-11	4.21	32	28	0	0	0	171.0	176	89	80	20	3	46	89	2	0.267
2013	MINNESOTA	9-13	4.18	31	31	0	0	0	185.1	218	89	86	24	2	45	101	2	0.297
Minor League Totals		16-18	4.21	93	48	0	0	7	316.2	315	169	148	26	11	110	255	11	1.260
National League Totals		60-65	4.54	290	159	2	1	0	1066.0	1123	573	538	131	32	381	712	23	3.272
American League Totals		9-13	4.18	31	31	0	0	0	185.1	218	89	86	24	2	45	101	2	0.297
Major League Totals		69-78	4.49	321	190	2	1	0	1251.1	1341	662	624	155	34	426	813	25	3.275

CORREIA'S CAREER FIELDING RECORD

POSITION	PCT	G	PO	A	E	TC	DP	PB
Pitcher	.968	321	117	123	8	248	5	—

CORREIA'S BATTING RECORD

BATTING	AVG	AB	R	H	2B	3B	HR	RBI	SH	SF	HB	BB	SO	SB	CS	OBP
Career	.113	283	11	32	5	0	0	12	44	0	0	11	121	0	2	.146

CORREIA'S ALL-STAR GAME RECORD

YEAR	HOST	W-L	ERA	G	GS	CG	SH	SV	IP	H	R	ER	HR	HB	BB	SO	WP	BK	BAA
2011	Arizona								DID NOT PITCH										

CORREIA'S DAY-BY-DAY

Date	Opp.	Dec.	IP	H	R	ER	HR	BB	SO	IR/IRS
April 3	DET	ND	7.0	7	2	2	0	1	2	--
April 8	@KC	L(0-1)	7.1	8	3	3	0	1	1	--
April 15	LAA	W(1-1)	7.0	8	2	2	2	1	5	--
April 23(1)	MIA	W(2-1)	7.0	5	2	2	0	1	5	--
April 28	TEX	W(3-1)	8.0	6	0	0	0	1	2	--
APRIL TOTALS		3-1	36.1	34	9	9	2	5	15	2.23 ERA
May 4	@CLE	L(3-2)	5.0	6	4	4	2	2	4	--
May 9	@BOS	W(4-2)	5.1	9	3	3	0	0	1	--
May 14	CWS	L(4-3)	7.0	9	4	4	2	1	2	--
May 20	@ATL	L(4-4)	4.0	8	5	5	1	1	0	--
May 27	@MIL	W(5-4)	6.0	7	3	3	3	1	4	--
MAY TOTALS		2-3	27.1	39	19	19	8	5	11	6.26 ERA
June 1	SEA	ND	6.2	8	4	4	3	2	3	--
June 8	@WSH	ND	6.1	8	3	3	1	0	7	--
June 13	PHI	ND	5.0	8	1	1	0	1	6	--
June 19	CWS	W(6-4)	6.2	5	2	2	1	0	6	--
June 25	@MIA	L(6-5)	6.0	5	2	2	0	2	2	--
June 30	KC	ND	5.0	7	5	5	0	3	3	--
JUNE TOTALS		1-1	35.2	41	17	17	5	8	27	4.29 ERA
July 5	@TOR	L(6-6)	6.0	10	4	4	1	3	3	--
July 10	@TB	ND	5.1	5	3	3	1	5	6	--
PRE-ASG TOTALS		6-6	110.2	129	52	52	17	26	62	4.23 ERA
July 20	CLE	W(7-6)	6.0	3	2	2	1	1	3	--
July 25	@SEA	L(7-7)	1.2	7	6	6	1	1	0	--
July 31	KC	ND	6.0	10	2	2	0	0	3	--
JULY TOTALS		1-2	25.0	35	17	17	4	10	15	6.12 ERA
August 5	@KC	L(7-8)	2.0	7	6	6	0	3	2	--
August 11	@CWS	W(8-8)	7.0	5	0	0	0	1	7	--
August 16	CWS	L(8-9)	7.1	9	5	4	2	1	3	--
August 21	@DET	L(8-10)	6.2	9	4	2	0	2	1	--
August 27	KC	ND	7.0	6	0	0	0	2	7	--
AUGUST TOTALS		1-3	30.0	36	15	12	2	9	20	3.60 ERA
Sept. 1	@TEX	W(9-10)	7.0	5	1	1	1	1	2	--
Sept. 7	TOR	L(9-11)	6.0	7	5	5	2	1	4	--
Sept. 13	TBR	L(9-12)	6.0	8	3	3	0	1	5	--
Sept. 19	@OAK	ND	5.0	6	2	2	0	5	1	--
Sept. 25	DET	L(9-13)	7.0	7	1	1	0	0	1	--
SEPTEMBER TOTALS		1-3	31.0	33	12	12	3	8	13	3.48 ERA
POST-ASG TOTALS		3-7	74.2	89	37	34	7	19	39	4.10 ERA
SEASON TOTALS		9-13	185.1	218	89	86	24	45	101	4.18 ERA



COLE DE VRIES

RIGHT-HANDED PITCHER

38

HEIGHT/WEIGHT: 6-1/180

BORN: 2/12/85 in St. Louis Park, MN

RESIDES: Eden Prairie, MN

ACQUIRED: Signed as non-drafted free agent, 8/22/06

M.L. SERVICE: 1 years, 10 days

CONTRACT STATUS: Signed thru 2013

BATS/THROWS: R/R

AGE: 28

PERSONAL: Cole William De Vries...2003 graduate of Eden Prairie (MN) High School, where he also played football...named All-State and Class 3A Player of the Year his senior season in baseball...attended University of Minnesota from 2004-06.

2013:

- Made the Twins Opening Day roster but did not appear in a game, recovering from a right forearm strain he suffered in Spring Training.
- Began rehab assignment May 5, pitching in two rehab games at two different levels and was reinstated and optioned to Triple-A Rochester May 18.
- Made nine starts for the Red Wings, going 3-5, 8.16 ERA (43.0 IP, 39 ER) before being placed on the 7-day disabled list, July 4 with an elbow sprain.
- Made one rehab start with the GCL Twins August 5, was reinstated August 8...transferred to Single-A Ft. Myers August 8.
- Made one start for the Miracle and was promoted to Double-A New Britain August 13; made two starts for the Rock Cats and was promoted to Triple-A Rochester August 27; made one start for the Red Wings.
- Recalled by Minnesota September 9 and made two starts for the Twins to finish his season.
- Outrighted to Triple-A Rochester October 2.

2012: Began season with Triple-A Rochester...made eight starts, going 1-4, 4.24 (46.2 IP, 22 ER) for Red Wings...had contract purchased May 22 as the Twins designated Jason Marquis for assignment...was losing pitcher in major league debut in a start May 24 at Chicago-AL, allowing six runs (3 earned) on six hits in 5.0 innings with one walk and four strikeouts...earned first major league win June 4 at Kansas City, allowing five runs (4 earned) on six hits in 5.0 innings with no walks and four strikeouts...optioned back to Rochester June 7...made four starts and was recalled by Twins as "26th-man" for doubleheader with Kansas City June 30...started Game 2 of the doubleheader, earning the win, allowing one run on five hits in 6.0 innings; optioned back to Rochester after the game...did not pitch for the Red Wings and was recalled July 3, when the Twins optioned Liam Hendriks...went 3-0, 1.02 (17.2 IP, 2 ER) in final three starts before being placed on 15-day disabled list with a cracked right rib, an injury he suffered September 8 vs. Cleveland when Asdrubal Cabrera lined a ball back at him.

2011: Began season with Double-A New Britain and did not allow a run in first 10 appearances (18.2 IP) April 8-May 6...went 9-for-9 in save opportunities for the Rock Cats...promoted to Triple-A Rochester May 29...allowed just one home run in final 21 appearances (45.2 IP) since June 28...played for Mesa Solar Sox in Arizona Fall League, going 2-1, 3.12 (26.0 IP, 9 ER) in eight starts.

2010: Split season between Double-A New Britain and Triple-A Rochester...struck out at least one batter in 38 of 39 appearances for the Rock Cats and in all nine appearances for the Red Wings...went 1-8, 5.79 (91.2 IP, 59 ER) in 48 games (5 starts) between both levels combined; posted a 9.5 strikeout-per-9.0 inning pitched ratio on the season.

2009: Spent season with Double-A New Britain...tossed complete game (7.0 IP) July 8 vs. Connecticut, allowing three runs (0 earned) on five hits July 8 vs. Connecticut...was second on club in starts (26) and third in innings pitched (137.2).

2008: Spent season at Single-A Ft. Myers...named Twins minor league Player of the Week July 11-18 after tossing a complete game, allowing one run on four hits with six strikeouts...disabled with a back muscle strain August 12-August 21...ranked third in Florida State League in ERA (2.93).

2007: Played at Single-A Beloit...selected to Midwest League All-Star game...ranked sixth in the league in ERA (3.41) and tied for the team lead in wins (9).

AMATEUR CAREER: Pitched at the University of Minnesota from 2004-06, going 12-10, 4.52 (197.0 IP, 99 ER) with 61 walks, 144 strikeouts and six complete games in 42 career games (29 starts)...went 7-3, 2.42 (93.0 IP, 25 ER) with three complete games and one shutout in 14 starts as a junior in 2006...named second team All-Big Ten that season while leading the Golden Gophers in strikeouts (72) and ERA (2.42), and tied for the team lead in wins (7).

PROFESSIONAL: Signed by scout Mark Wilson as an undrafted free agent out of the University of Minnesota.

2013

IP: 5.0, 2x, last 9/28 vs. CLE

SO: 7, 9/28 vs. CLE

Win Streak: --

Walks: 3, 2x, last 9/22 vs. OAK

CG: --

Low-Hit: --

DE VRIES' GAME HIGHS

IP: 7.0, 2x, last 8/4/12 at BOS

SO: 7, 9/28/13 vs. CLE

Win Streak: 3, 8/26-9/8/12

CAREER

Walks: 5, 5/29/12 vs. OAK

CG: --

Low-Hit: --

DE VRIES' PITCHING RECORD

YEAR	CLUB	W-L	ERA	G	GS	CG	SH	SV	IP	H	R	ER	HR	HB	BB	SO	WP	BK	BAA
2007	Beloit	9-5	3.41	27	25	0	0	0	148.0	161	73	56	17	4	36	108	6	0	.271
2008	Ft. Myers	10-9	2.93	24	23	1	0	0	135.1	138	51	44	8	4	38	105	0	0	.264
2009	New Britain	7-14	4.84	26	26	1	0	0	137.2	162	88	74	16	6	46	90	7	0	.291
2010	New Britain	1-5	5.80	39	2	0	0	1	68.1	87	53	44	10	3	25	63	6	0	.309
	Rochester	0-3	5.79	9	3	0	0	0	23.1	26	17	15	2	0	14	24	3	1	.277
2011	New Britain	0-0	2.28	15	0	0	0	9	27.2	17	9	7	3	0	5	33	1	0	.170
	Rochester	4-2	3.90	30	2	0	0	0	62.1	74	30	27	4	0	18	42	0	0	.298
2012	Rochester	3-5	4.37	12	12	0	0	0	70.0	75	37	34	7	1	10	50	1	1	.273
	MINNESOTA	5-5	4.11	17	16	0	0	0	87.2	88	48	40	16	4	18	58	1	0	.252
2013	GCL Twins	0-0	0.00	1	1	0	0	0	3.0	0	0	0	0	0	0	4	0	0	.000
	Ft. Myers	1-0	1.00	2	2	0	0	0	9.0	8	2	1	0	0	0	6	0	0	.229
	New Britain	0-2	1.69	3	3	0	0	0	16.0	12	7	3	3	1	2	11	0	0	.203
	Rochester	3-4	7.02	10	10	0	0	0	50.0	77	40	39	6	1	13	24	3	1	.358
	MINNESOTA	0-2	10.80	4	2	0	0	0	15.0	22	18	18	6	0	9	12	0	0	.333
Minor League Totals		38-49	4.12	198	109	2	0	10	750.2	837	407	344	76	20	207	560	27	3	.280
Major League Totals		5-7	5.08	21	18	0	0	0	102.2	110	66	58	22	4	27	70	1	0	.265

DE VRIES' CAREER FIELDING RECORD

POSITION	PCT	G	PO	A	E	TC	DP	PB
Pitcher	.938	21	6	9	1	16	1	—

DE VRIES' DAY-BY-DAY

Date	Opp.	Dec.	IP	H	R	ER	HR	BB	SO	IR/IRS
Sept. 11	OAK	ND	3.0	6	3	3	1	2	0	0/0
Sept. 16	@CWS	ND	5.0	6	4	4	3	3	4	0/0
Sept. 22	@OAK	L(0-1)	2.0	4	6	6	1	3	1	--
Sept. 28	CLE	L(0-2)	5.0	6	5	5	1	1	7	--
SEPTEMBER TOTALS			0-2	15.0	22	18	6	9	12	10.80 ERA
POST-ASG TOTALS			0-2	15.0	22	18	6	9	12	10.80 ERA
SEASON TOTALS			0-2	15.0	22	18	6	9	12	10.80 ERA



SAMUEL DEDUNO

RIGHT-HANDED PITCHER

21

HEIGHT/WEIGHT: 6-3/190

BORN: 7/2/83 in La Romana, DR

RESIDES: San Pedro de Macoris, DR

BATS/THROWS: R/R

AGE: 30

ACQUIRED: Signed as minor league free agent, 11/16/11

M.L. SERVICE: 1 years, 97 days

CONTRACT STATUS: Signed thru 2013

PERSONAL: Samuel Deduno...makes off-season home in San Pedro de Macoris, Dominican Republic...pitched for Team Dominican Republic in the 2013 World Baseball Classic.

2013:

- Was an invite to Twins Spring Training but missed the first few weeks pitching for Team Dominican Republic in the World Baseball Classic, going 2-0, 0.69 ERA (13.0 IP, 1 ER) with five walks and 17 strikeouts in three starts; started the Championship game, March 19 vs. Puerto Rico, earning the win, tossing 5.0 shutout innings with two hits allowed, three walks and five strikeouts.
- Started the season with Triple-A Rochester and made just three starts, going 0-0, 2.70 ERA (16.2 IP, 5 ER) with 17 strikeouts.
- Had contract selected by Minnesota May 24.
- Went 3-0, 1.80 ERA (25.0 IP, 5 ER) in a four-start span May 29-June 15 for Minnesota...went 3-0, 1.67 (27.0 IP, 5 ER) in four starts July 13-August 2.
- Lasted just 3.0 innings August 29 vs. Kansas City after experiencing right shoulder soreness.
- Placed on the 15-day disabled list August 30 with right shoulder soreness...transferred to the 60-day disabled list September 9.
- Held left-handed batters to a .204 batting average (47-for-230) while right-handers hit .331 (58-for-175).
- Had arthroscopic surgery on right shoulder September 18.

2012: Was an invite to Twins spring training and was reassigned to minor league camp March 22...reported to Triple-A Rochester...exited a start after facing one batter April 27 at Buffalo; placed on the 7-day disabled list with right shoulder tendinitis April 29-June 8...went 1-2, 2.14 (42.0 IP, 10 ER) with 22 walks and 46 strikeouts in nine starts for Red Wings before having contract selected by Twins July 6...made first major league start and Twins debut July 7 at Texas, but did not factor into the decision, allowing three runs on six hits in 5.1 innings with three walks and three strikeouts...earned first major league victory July 22 at Kansas City, allowing one run on six hits in 6.1 innings with three walks and four strikeouts...went 4-0, 3.38 (40.0 IP, 15 ER) in first seven starts July 7-August 13...held opponents to .225 batting average (32-for-142) with 28 strikeouts and 30 walks...earned the victory August 29 vs. Seattle, tossing 7.0 shutout innings with just two hits allowed, no walks and career-high nine strikeouts...left start September 26 vs. New York-AL after 1.2 innings with left eye inflammation...tied for second on the Twins staff in wins (6).

2011: Claimed off waivers by San Diego January 28...was an invite to Padres spring training and made the Padres Opening Day roster for the first time in career...appeared in two games for the Padres before being optioned to Triple-A Tucson April 10 when Padres reinstated pitcher Mat Latos...posted 2.13 ERA (12.2 IP, 3 ER) in nine April games and a 3.00 ERA (15.0 IP, 5 ER) in 11 May games...started season in Tucson's bullpen, going 3-2, 3.89 (41.2 IP, 18 IP) in 28 relief appearances...moved to starting rotation in middle of June, going 1-4, 3.96 (63.2 IP, 28 ER) in 12 starts...placed on 7-day disabled list with a left quadriceps strain June 19; reinstated July 8...held left-handed batters to .216 batting average (37-for-171) and right-handers to a .279 batting average (64-for-229)...pitched in two games for Aguila Cibaenas in Dominican Winter League.

2010: Made 10 starts between Single-A Tri-City (Colorado) and Triple-A Colorado Springs, going 3-3, 3.83 (47.0 IP, 20 ER) in those 10 starts combined...recalled by the Rockies August 23 and made major league debut August 27 vs. Los Angeles-NL, allowing one hit in 0.1 inning pitched...recorded first career strikeout, fanning Yonder Alonso September 8 vs. Cincinnati...three of four appearances for Rockies were scoreless.

2009: Split season between Double-A Tulsa and Triple-A Colorado Springs...came back from injury to claim Texas League Pitcher of the Year honors...tied for league-lead in wins (12) and led league in ERA (2.57) and strikeouts (123)...named Texas League Pitcher of the Week July 13-19 after tossing a 7.0-inning complete game shutout July 18 at Arkansas...was a member of both Texas League Midseason and Postseason All-Star teams...transferred to Triple-A Colorado Springs September 7...named the 12th best prospect in Rockies system by *Baseball America*.

2008: Missed entire season due to a right arm injury.

2007: Began season at Single-A Modesto...transferred to Tulsa May 4...led Texas League with 121 strikeouts...rated best curveball in Colorado's farm system by *Baseball America* entering the 2008 season.

2006: Spent season with Single-A Modesto...struck out season-high 12 batters May 31 vs. Bakersfield...struck out 167 batters, second most in California League and second-best in Rockies minor league system...pitched 6.0 innings-or-more in 15 of 27 games and allowed three runs-or-less in 20 outings...named 17th best prospect in Rockies farm system by *Baseball America* after the season.

2005: Spent season with Single-A Asheville...named organizational Player of the Month for April after going 4-0, 1.17 (23.0 IP, 3 ER) in four games...placed on 7-day disabled list with a right shoulder strain May 13...led club with 110 strikeouts.

2004: Spent season with Rookie Casper...named Pioneer League Pitcher of the Week August 2-8...named organization's Player of the Month for August, going 4-1 with a 2.84 ERA in six starts...named Pioneer League Pitcher of the Year and rookie-level All-Star by *Baseball America*...led league in innings pitched (76.1) and strikeouts (118), and tied for the league lead in starts (15)...led all Pioneer League starters in batting-average-against (.216) and strikeouts-per-9.0 innings (13.91)...his 118 strikeouts were a Rockies short-season record...named Casper's team MVP.

2003: Made professional debut with the DSL Rockies, posting a 3-4 record with 2.47 ERA (69.1 IP, 19 IP) in 12 starts.

PROFESSIONAL: Originally signed by Rockies as a non-drafted free agent March 5, 2003.

2013

DEDUNO'S GAME HIGHS

CAREER

IP: 7.0, 6x, last 7/27 at SEA

Walks: 5, 2x, last 8/2 vs. HOU

IP: 7.0, 10x, last 7/27/13 at SEA

Walks: 6, 8/19/12 at SEA

SO: 6, 3x, last 8/23 at CLE

CG: - -

SO: 9, 8/29/12 vs. SEA

CG: - -

Win-Streak: 3, 2x, last 7/13-27

Low-Hit: - -

Win-Streak: 4, 7/22-8/13/12

Low-Hit: - -

DEDUNO'S PITCHING RECORD

YEAR	CLUB	W-L	ERA	G	GS	CG	SH	SV	IP	H	R	ER	HR	HB	BB	SO	WP	BK	BAA
2004	Casper	6-4	3.18	15	15	0	0	0	76.1	62	40	27	3	10	32	118	14	0	.219
2005	Asheville	8-8	5.62	20	20	1	0	0	89.2	82	67	56	9	11	65	110	13	1	.248
2006	Modesto	5-8	4.80	27	26	0	0	0	146.1	121	88	78	3	22	92	167	34	1	.222
2007	Modesto	1-1	6.55	2	2	0	0	0	11.0	9	8	8	1	2	7	8	2	0	.214
	Tulsa	5-8	5.44	21	21	1	0	0	124.0	120	90	75	13	11	66	121	11	0	.251
2008	INURED - DID NOT PLAY																		
2009	Tulsa	12-4	2.57	24	24	1	1	0	133.0	94	48	38	3	8	72	123	9	1	.202
	Colorado Springs	0-1	6.35	1	1	0	0	0	5.2	5	4	4	0	0	4	8	1	0	.250
2010	Tri-City	0-2	5.51	4	4	0	0	0	16.1	18	11	10	0	1	5	20	0	0	.290
	Colorado Springs	3-1	2.93	6	6	0	0	0	30.2	20	12	10	3	5	18	29	4	0	.190
	COLORADO	0-0	3.38	4	0	0	0	0	2.2	3	1	1	1	0	1	3	0	0	.273
2011	Tucson	4-6	3.93	40	12	0	0	0	105.1	101	58	46	2	7	58	85	17	2	.252
	SAN DIEGO	0-0	3.00	2	0	0	0	0	3.0	5	1	1	0	0	3	4	1	0	.357
2012	Rochester	1-2	2.14	9	9	0	0	0	42.0	27	13	10	2	4	22	46	2	0	.185
	MINNESOTA	6-5	4.44	15	15	0	0	0	79.0	69	40	39	10	5	53	57	5	0	.241
2013	Rochester	0-0	2.70	3	3	0	0	0	16.2	14	6	5	1	0	10	17	2	0	.237
	MINNESOTA	8-8	3.83	18	18	0	0	0	108.0	105	48	46	7	9	41	67	8	2	.259
Minor League Totals		45-45	4.14	172	143	3	1	0	797.0	673	445	367	40	81	451	852	109	5	.229
National League Totals		0-0	3.18	6	0	0	0	0	5.2	8	2	2	1	0	4	7	1	0	.320
American League Totals		14-13	4.09	33	33	0	0	0	187.0	174	88	85	17	14	94	124	13	2	.252
Major League Totals		14-13	4.06	39	33	0	0	0	192.2	182	90	87	18	14	98	131	14	2	.254

DEDUNO'S CAREER FIELDING RECORD

POSITION	PCT	G	PO	A	E	TC	DP	PB
Pitcher	.952	39	25	35	3	63	6	—

DEDUNO'S BATTING RECORD

BATTING	AVG	AB	R	H	2B	3B	HR	RBI	SH	SF	HB	BB	SO	SB	CS	OBP
Career	.000	1	0	0	0	0	0	0	1	0	0	0	1	0	0	.000

DEDUNO'S WORLD BASEBALL CLASSIC RECORD

YEAR	CLUB	W-L	ERA	G	GS	CG	SH	SV	IP	H	R	ER	HR	HB	BB	SO	WP	BK	BAA
2013	Dominican Republic	2-0	0.69	3	3	0	0	0	13.0	11	1	1	0	0	5	17	2	0	.229

DEDUNO'S DAY-BY-DAY

Date	Opp.	Dec.	IP	H	R	ER	HR	BB	SO	IR/IRS
May 24	@DET	L(0-1)	5.1	9	6	6	1	3	2	--
May 29	MIL	W(1-1)	7.0	4	1	1	0	2	2	--
MAY TOTALS		1-1	12.1	13	7	7	1	5	4	5.11 ERA
June 4	@KC	W(2-1)	6.0	4	0	0	0	2	5	--
June 9(2)	@WSH	ND	5.0	6	3	2	0	3	4	--
June 15	DET	W(3-1)	7.0	7	2	2	0	1	2	--
June 21	@CLE	L(3-2)	6.0	6	4	4	0	2	6	--
June 27	KC	W(4-2)	7.0	5	1	1	1	1	3	--
JUNE TOTALS		3-1	31.0	28	10	9	1	9	20	2.61 ERA
July 2	NYJ	L(4-3)	6.0	5	3	3	0	1	1	--
July 8	@TB	L(4-4)	6.0	10	5	5	2	2	3	--
July 13	@NYY	W(5-4)	7.0	6	1	1	0	3	3	--
PRE-ASG TOTALS		5-4	62.1	62	26	25	4	20	31	3.61 ERA
July 22	@LAA	W(6-4)	7.0	4	2	2	0	5	5	--
July 27	@SEA	W(7-4)	7.0	3	0	0	0	3	6	--
JULY TOTALS		3-2	33.0	28	11	11	2	14	18	3.00 ERA
August 2	HOU	ND	6.0	4	2	2	0	5	5	--
August 7	@KC	L(7-5)	5.2	12	4	4	1	0	3	--
August 13	CLE	L(7-6)	6.0	5	5	4	1	3	4	--
August 18	CWS	L(7-7)	5.0	8	5	5	1	0	3	--
August 23	@CLE	W(8-7)	6.0	3	1	1	0	4	6	--
August 29	KC	L(8-8)	3.0	4	3	3	0	1	4	--
AUGUST TOTALS		1-4	31.2	36	20	19	3	13	25	5.40 ERA
POST-ASG TOTALS		3-4	45.2	43	22	21	3	21	36	4.14 ERA
SEASON TOTALS		8-8	108.0	105	48	46	7	41	67	3.83 ERA



SCOTT DIAMOND

LEFT-HANDED PITCHER

58

HEIGHT/WEIGHT: 6-3/220

BORN: 7/30/86 in Guelph, Ontario, CA

RESIDES: Guelph, Ontario, CA

ACQUIRED: Selected in Rule 5 Draft from Atlanta, 12/9/10

M.L. SERVICE: 1 years, 162 days

CONTRACT STATUS: Signed thru 2013

BATS/THROWS: L/L

AGE: 27

PERSONAL: Scott Michael Diamond...2004 graduate of Centennial CVI in Guelph, Ontario...attended Binghamton University where he played three seasons, going 5-3, 3.45 (62.2 IP, 24 ER) with 42 strikeouts, 16 walks and four complete games in 12 starts in his senior season (2007)...named 2005 All-Conference selection and named to All-Rookie team...second in school's history in starts (37) and complete games (10)...earned degree in Industrial and Systems Engineering from Binghamton in 2009.

2013:

- Started the season on the disabled list recovering from a scope on his left elbow to remove a bone chip in December.
- Made one rehab start for Single-A Ft. Myers and was reinstated from 15-day disabled list April 13.
- Went 3-2, 3.03 ERA (29.2 IP, 10 ER) with just three walks allowed in his first five starts April 13-May 7.
- Posted a 6.66 ERA (24.1 IP, 18 ER) with 14 walks in five starts July 7-August 1 and was optioned to Triple-A Rochester August 1.
- Pitched complete game shutout August 11 at Norwich, allowing five hits and no walks, earning the win for the Red Wings.
- Went 4-0, 2.41 ERA (41.0 IP, 11 ER) and held opponents to a .217 average (33-for-152) in six starts for the Red Wings; also made a playoff start September 7 at Pawtucket, tossing 7.0 shutout innings with no walks and eight strikeouts, earning the win.
- Recalled September 6.
- Struck out one batter-or-less in seven consecutive starts July 7-September 18, the longest stretch for any pitcher since Baltimore's Dave Schmidt also went seven in 1989.

2012: Began season with Triple-A Rochester and did not allow a run in first 14.0 innings over three starts April 6-16...named Twins minor league Player of the Week April 27, earning one win while allowing two runs in 7.0 innings with four strikeouts and no walks in one start...went 4-0, 1.07 (25.1 IP, 3 ER) in first four starts for Red Wings and 4-1, 2.60 (34.2 IP, 10 ER) in six starts before being recalled by Twins May 7...earned the win in first start for Twins May 8 vs. Los Angeles-AL with 7.0 shutout innings and four hits allowed...recorded first major league hit May 18 at Milwaukee, a single off Marco Estrada...began major league season with 14.0 consecutive scoreless innings and won first three starts May 8-23...pitched 8.0 innings in consecutive starts, earning the win in both, June 24 at Cincinnati and June 30 (Game 1) vs. Kansas City...his seven wins at All-Star break were tied for third most for rookies in American League and fourth most in baseball...his 2.62 ERA was the lowest among all rookie pitchers at the break (minimum of 75.0 IP) and his .700 winning percentage was also the highest...his 2.62 ERA before the All-Star break was second lowest in Twins history among rookies, behind Francisco Liriano (2.16 in 2006)...tossed first career complete game shutout, allowing three hits and issuing no walks, July 27 vs. Cleveland; it was the only shutout for Twins pitchers in 2012 and first for a Twins rookie since Joe Mays (July 17, 1999 at Chicago-NL)...one of two rookies to throw a shutout in baseball in 2012, Houston's Lucas Harrell the other...earned 10th victory, allowing three runs (2 earned) on seven hits August 6 at Cleveland...became first Twins rookie with double-digit wins since Glen Perkins (12) and Nick Blackburn (11) in 2008...sustained first career ejection, throwing near the head of Josh Hamilton, August 23 at Texas...was issued a six-game suspension, which he served August 29-September 4...earned 12th win September 23 at Detroit, tying him with Jesse Crain (2005), Francisco Liriano (2006), Glen Perkins (2008), Mark Redman (2000) and Kevin Tapani (1990) for third on Twins all-time rookie wins list...finished seventh on Twins all-time rookie list in innings pitched (173.0), and eighth in starts (27)...ranked third among MLB rookies in ERA (3.54), fourth in winning percentage (.571), tied for fifth in wins (12) and eighth in starts (27) and innings pitched (173.0)...walked fewest batters (31) among rookies with a minimum of 150.0 innings pitched.

2011: Began season with Triple-A Rochester after being claimed December 9, 2010 in the Rule 5 Draft from Atlanta...had contract selected by Twins July 18 when Francisco Liriano was placed on 15-day disabled list...was 4-8, 4.70 (92.0 IP, 48 ER) in 17 starts for Red Wings at the time of call-up...made major league debut in second game of doubleheader July 18 vs. Cleveland, but did not factor into the decision as he allowed four runs (3 earned) on seven hits in 6.1 innings pitched with two walks, one strikeout and one home run allowed...optioned to Triple-A July 21 when Kevin Slowey was reinstated from 15-day disabled list...made six starts for the Wings...recalled by Twins August 26...earned first major league victory August 31 at Chicago-AL, allowing three runs on three hits in 6.0 innings with three walks and five strikeouts...his 123.0 innings pitched and 23 starts for Rochester were third most on club...his 14 losses were tied with teammate Eric Hacker for most in International League...finished third in the Twins organization in innings pitched with 162.0...pitched in Arizona Fall League for Mesa Solar Sox.

2010: Began season with Double-A Mississippi...won first game in sixth start May 8, pitching 8.0 scoreless innings with three hits allowed, no walks and career-high 11 strikeouts...struck out 43 batters in 39.2 innings in May...went 1-1, 2.97 (30.1 IP, 10 ER) in five June starts...promoted to Triple-A Gwinnett July 13...ranked 29th best prospect in Twins organization by *Baseball America* entering 2011.

2009: Spent entire season with Double-A Mississippi...led M-Braves and ranked sixth among Braves minor league pitchers with 111 strikeouts...ranked seventh among Braves minor starting pitchers in ERA (3.50) and was 10th in innings pitched (134.1)...selected to Southern League All-Star team...played for Team Canada in the World Baseball Classic, making one appearance vs. Italy, allowing one run on three hits in 3.0 innings pitched with one walk and one strikeout.

2008: Began season with Single-A Rome...named Braves Pitcher of the Month in April after going 2-0 with 2.60 ERA in five starts...transferred to Single-A Myrtle Beach May 20...named South Atlantic League Pitcher of the Week April 27 after winning two consecutive starts April 21 and 26...his 12 wins were tied for first in Carolina League...named Pelicans Pitcher of the Month for June, going 4-1 with 3.19 ERA...named Myrtle Beach Pitcher of the Year...led Braves organization and tied for fifth among all minor league pitchers with 15 wins...was second in organization with 152.2 innings pitched and fifth with 123 strikeouts...ranked 26th best prospect in the Braves organization by *Baseball America* following the season.

PROFESSIONAL: Signed by Atlanta Braves as an undrafted free agent August 23, 2007; signed by scouts Paul Faulk and Lonnie Goldberg...selected by Minnesota in the major league phase of the 2010 Rule 5 Draft (12th overall); later obtained by Minnesota in exchange for pitcher Billy Bullock.

2013
IP: 7.0, 5/7 at BOS
SO: 5, 3x, last 7/1 vs. NYY
Win Streak: 2, 5/1-7

WALKS: 4, 7/7 at TOR
CG: --
Low-Hit: --

DIAMOND'S GAME HIGHS
IP: 9.0, 7/27/12 vs. CLE
SO: 7, 6/24/12 at CIN
Win Streak: 3, 2x, last 6/24-7/16/12

CAREER
WALKS: 4, 2x, last 7/7/13 at TOR
CG: 1, 7/27/12 vs. CLE
Low-Hit: 3, 7/27/12 vs. CLE

DIAMOND'S PITCHING RECORD																			
YEAR	CLUB	W-L	ERA	G	GS	CG	SH	SV	IP	H	R	ER	HR	HB	BB	SO	WP	BK	BAA
2008	Rome	3-1	3.08	9	9	0	0	0	52.2	47	20	18	2	1	11	38	1	0	.240
	Myrtle Beach	12-2	2.79	17	15	1	1	0	100.0	95	42	31	6	4	28	85	6	0	.245
2009	Mississippi	5-10	3.50	23	23	0	0	0	131.0	152	68	51	5	2	53	111	4	0	.294
2010	Mississippi	4-6	3.52	17	17	0	0	0	102.1	113	45	40	4	2	39	90	6	0	.288
	Gwinnett	4-1	3.36	10	10	1	1	0	56.1	53	25	21	2	1	15	33	4	0	.260
2011	Rochester	4-14	5.56	23	23	2	0	0	123.0	158	85	76	11	1	36	90	4	1	.311
	MINNESOTA	1-5	5.08	7	7	0	0	0	39.0	51	25	22	3	0	17	19	3	0	.317
2012	Rochester	4-1	2.60	6	6	0	0	0	34.2	35	12	10	1	1	7	26	0	0	.269
	MINNESOTA	12-9	3.54	27	27	1	1	0	173.0	184	76	68	17	4	31	90	10	0	.274
2013	Ft. Myers	0-0	7.20	1	1	0	0	0	5.0	6	4	4	1	0	0	3	0	0	.286
	Rochester	4-0	2.41	6	6	1	1	0	41.0	33	13	11	4	0	9	19	0	0	.217
	MINNESOTA	6-13	5.43	24	24	0	0	0	131.0	163	88	79	21	1	36	52	5	0	.306
Minor League Totals		40-35	3.65	112	110	5	3	0	646.0	692	314	262	36	12	198	495	25	1	.276
Major League Totals		19-27	4.43	58	58	1	1	0	343.0	398	189	169	41	5	84	161	18	0	.292

DIAMOND'S CAREER FIELDING RECORD									
POSITION	PCT	G	PO	A	E	TC	DP	PB	
Pitcher	.967	58	18	40	2	60	1	—	

DIAMOND'S BATTING RECORD													
BATTING	AVG	AB	R	H	2B	3B	HR	RBI	SH	SF	HB	BB	SO
Career	.143	14	1	2	0	0	0	0	1	0	0	0	7

DIAMOND'S WORLD BASEBALL CLASSIC RECORD													
YEAR	CLUB	W-L	ERA	G	GS	CG	SH	SV	IP	H	R	ER	HR
2009	Canada	0-0	3.00	1	0	0	0	0	3.0	3	1	1	0

DIAMOND'S DAY-BY-DAY											
Date	Opp.	Dec.	IP	H	R	ER	HR	BB	SO	IR/IRS	
April 13	NYM	L(0-1)	4.1	8	4	4	1	0	1	--	
April 21	@CWS	W(1-1)	6.0	4	2	1	0	2	5	--	
April 26	TEX	L(1-2)	6.1	12	3	3	1	0	4	--	
APRIL TOTALS			1-2	16.2	24	9	8	2	10	4.32 ERA	
May 1	@DET	W(2-2)	6.0	4	2	2	0	1	3	--	
May 7	@BOS	W(3-2)	7.0	3	0	0	0	0	2	--	
May 12	BAL	L(3-3)	5.2	9	6	6	3	3	0	--	
May 18	BOS	L(3-4)	4.1	8	6	6	1	3	1	--	
May 23	@DET	ND	5.2	9	3	3	1	1	5	--	
May 28	@MIL	ND	4.2	8	4	4	0	0	2	--	
MAY TOTALS			2-2	33.1	41	21	21	5	13	5.67	
June 2	SEA	W(4-4)	6.0	4	0	0	0	1	3	--	
June 9(1)	@WSH	L(4-5)	4.2	10	7	6	0	2	3	--	
June 14	DET	L(4-6)	5.2	5	4	4	0	2	1	--	
June 20	CWS	W(5-6)	5.1	7	4	3	2	1	2	--	
June 26	@MIA	L(5-7)	5.0	8	4	4	1	0	4	--	
JUNE TOTALS			2-3	26.2	34	19	17	3	13	5.74 ERA	
July 1	NYN	ND	6.2	7	3	2	2	1	5	--	
July 7	@TOR	L(5-8)	4.2	8	6	6	3	4	1	--	
July 12	@NYY	ND	3.1	1	0	0	0	3	1	--	
PRE-ASG TOTALS			5-8	91.1	115	58	54	15	24	5.32 ERA	
July 21	CLE	L(5-9)	4.2	7	6	5	1	3	0	--	
July 26	@SEA	ND	6.2	5	1	1	0	1	1	--	
JULY TOTALS			0-2	26.0	28	16	14	6	12	4.85 ERA	
August 1	KC	L(5-10)	5.0	9	7	6	0	3	1	--	
AUGUST TOTALS			0-1	5.0	9	7	6	0	3	10.80 ERA	
Sept. 12	OAK	L(5-11)	4.2	6	5	4	0	2	1	--	
Sept. 18	@CWS	W(6-11)	6.1	5	3	3	1	2	0	--	
Sept. 24	DET	L(6-12)	6.1	9	4	4	3	1	3	--	
Sept. 29	CLE	L(6-13)	6.0	7	4	2	1	0	3	--	
SEPTEMBER TOTALS			1-3	23.1	27	16	13	5	7	5.01 ERA	
POST-ASG TOTALS			1-5	39.2	48	30	25	6	9	5.67 ERA	
SEASON TOTALS			6-13	131.0	163	88	79	21	36	5.43 ERA	

2013 PLAYERS



RYAN DOUMIT

CATCHER/OUTFIELDER

9

HEIGHT/WEIGHT: 6-1/220

BORN: 4/3/81 in Moses Lake, WA

RESIDES: Spokane, WA

ACQUIRED: Signed as free agent, 11/23/11

M.L. SERVICE: 8 years, 120 days

CONTRACT STATUS: Signed thru 2014

BATS/THROWS: S/R

AGE: 32

PERSONAL: Ryan Matthew Doumit (pronounced DOE-mitt)...wife Shana (Russell)...1999 graduate of Moses Lake (WA) High School, where he played baseball and football...named first team All-Conference, second team All-American and All-State in baseball...contributed \$25,000 to Pirates Charities "Fields for Kids" program in 2009.

2013:

- Started his sixth straight Opening Day and second as Twin April 1 vs. Detroit, going 1-for-5 as the designated hitter.
- Stole his 11th career base, May 1 at Detroit; first since April 29, 2010 at Los Angeles-NL (with Pittsburgh).
- Hit his first home run of the season May 7 at Boston, off Ryan Dempster...the homer also marked his 300th career run scored and 350th career RBI.
- Hit .319 (15-for-47) with five home runs and 16 RBI in an 11-game span May 27-June 8.
- Moved into sole possession of sixth place on baseball's all-time list for home runs by switch hitting catchers, hitting his 89th May 28 at Milwaukee passing Gregg Zaun (88); hit his 91st June 2 vs. Seattle passing Alan Ashby (90).
- Played in 800th career game June 12 vs. Philadelphia.
- Hit final home run (14) of the season and 99th of his career September 24 vs. Detroit.

2012: Played first game as Twin as Opening Day right fielder, batting sixth April 6 at Baltimore, his first Opening Day start in right field...recorded first hit as Twin, singling off C.J. Wilson April 9 vs. Los Angeles-AL...hit first home run as Twin, a sixth inning two-run shot off Phil Hughes April 19 at New York-AL...recorded 12 RBI in 11-game span April 16-29...had fifth career two-homer game May 6 at Seattle...again recorded 12 RBI in 11-game span May 6-16...set season-high and tied career-high with 11-game hitting streak June 16-July 2, including season high four hits June 22 at Cincinnati (7th career four-hit game)...hit home runs from both sides of plate for first time in career (sixth career multi-homer game) July 22 at Kansas City, becoming third player in club history to do so, joining Chili Davis (1992) and Roy Smalley (1986)...hit 15th home run, matching single-season career-high September 4 at Chicago-AL...hit 16th home run, setting a single-season career-high, September 10 vs. Cleveland...tied single-game career-high with four RBI (back-to-back games) September 28-29 vs. Detroit (9th and 10th time); tied single-season career-high with 34th double September 28 vs. Detroit...tied and passed single season career-high with 69th and 70th RBI in same game...hit fourth career grand slam September 29 vs. Detroit off Joaquin Benoit...set single-season career-high with 134 games -- played 59 games at catcher (56 starts), 48 as designated hitter, 16 in left field, six in right field and one at first base...finished in tie with Chili Davis (1991) for most doubles (34) ever by Twins switch hitters, fifth in home runs (18) and RBI (75)...18 home runs ranked third most in club history for catchers (Joe Mauer - 28 in 2009 and Earl Battey - 26 in 1963)...ranked seventh in baseball in RBI (75) for switch hitters; fifth in the American League.

2011: Was Pittsburgh's Opening Day catcher for fourth straight season, the longest streak by a Pirates catcher since Jason Kendall started nine straight openers from 1996-2004...hit third career grand slam May 4 at San Diego off Clayton Richard...homered in back-to-back games May 4 at San Diego and May 5 vs. Houston, both from right side of plate...suffered fractured left ankle in home plate collision with Carlos Pena at Wrigley Field May 29; placed on 15-day disabled list the following day...played five games on rehab assignment with Single-A Bradenton July 21-25...transferred rehab assignment to Triple-A Indianapolis July 26, playing eight games with Indy before being recalled from rehab and reinstated from the DL August 3...batted .328 (41-for-125) with four homers and 15 RBI in 43 games after being reinstated from the disabled list...tied career-high (6th time) with four hits on August 15 vs. St. Louis...led National League with a .404 (23-for-57) average in September...made 53 starts behind the plate...had four passed balls and six errors (5 throwing/1 fielding)...finished season with 55 home runs in career as a Pirates catcher, ranking third on the club's all-time list behind Jason Kendall (66) and Tony Pena (63).

2010: Was Pittsburgh's Opening Day catcher for third straight year...hit a three-run homer on Opening Day April 5 vs. Los Angeles-NL...recorded season-high, 10-game hitting streak April 21-30, batting .471 (16-for-34) during the streak...hit second career grand slam April 27 at Milwaukee off Trevor Hoffman...homered again the next day off Hoffman as a pinch-hitter, tying game in ninth inning, becoming just second player ever to homer off Hoffman twice in same season (Dante Bichette, Colorado in 1996)...slammed first career walk-off home run, off Takashi Saito, May 23 vs. Atlanta...placed on 15-day disabled list with a concussion July 22...played four games with Triple-A Indianapolis on rehab assignment August 2-6...recalled from rehab and reinstated August 7...set career-high in games played (124)...made 91 starts behind the plate, 17 in right field, three at first base and one as designated hitter...went 4-for-10 with a homer and three RBI as a pinch-hitter...threw out six of the 74 baserunners attempting to steal against him, had nine passed balls, and committed six errors behind the plate (4 throwing/2 fielding)...made three errors (2 fielding/1 throwing) while playing right field and one fielding error at first base.

2009: Made second straight Opening Day start as Pittsburgh's catcher...hit first career grand slam, off Mike Lincoln, April 11 at Cincinnati...doubled three times April 18 vs. Atlanta...injured right wrist in second at-bat April 19 vs. Atlanta, but remained in game...had MRI April 20 and a CT scan April 21, which revealed a fracture of scaphoid bone...had surgery on wrist April 23 in Pittsburgh; surgery performed by Dr. Mark Baratz...had CT scan on wrist in Pittsburgh May 28...began a two-week throwing and hitting program June 13...played two games on rehab assignment with GCL Pirates and five games with Double-A Altoona...reinstated July 10...hit safely in season-high seven straight games July 22-28...batted .346 (28-for-81) in September...missed consecutive games September 8-9 due to stiff back...threw out 11 of 40 runners attempting to steal (28%)...committed six errors and had two passed balls.

2008: Made first career Opening Day start March 31 at Atlanta...hit second career home run right-handed April 4 at Florida off Scott Olsen, his first since August 27, 2005...had second career two-homer game April 20 at Chicago-NL...ranked second in majors among catchers in batting average (.371) and slugging percentage (.614) in April...was hitting .350 with five home runs and 15 RBI in 29 games when he suffered a left thumb fracture May 13 at St. Louis...placed on 15-day disabled list May 14...made three rehab appearances with Double-A Altoona; recalled from rehab assignment and reinstated June 6...named co-Player of the Week with Florida's Ricky Nolasco June 9-15 after hitting .400 (10-for-25) with seven RBI and a league-leading four home runs, 24 total bases, and a .960 slugging percentage...was hit in mask three times while catching June 17 and missed next five games due to concussion-like symptoms...left game August 22 at Milwaukee due to dehydration...made eight errors (6 throwing/2 fielding) and shared league lead with nine passed balls (also Paul Bako)...led all National League catchers with a .323 batting average; Minnesota's Joe Mauer led all major league catchers with a .335 average (minimum of 400 plate appearances)...his .318 overall average would have ranked fourth in NL, but fell 37 plate appearances shy of qualifying for batting title...made career-high 106 appearances (103 starts) behind plate and threw out 15 of 72 runners attempting to steal (21%)...led National League with a .407 average with runners in scoring position and ranked third in majors behind David DeJesus (.419) and Ian Kinsler (.413)...hit .314 with 10 home runs batting left-handed and .330 with five homers batting right-handed...his 15 home runs were the most by a Pirates catcher since Mark Parent hit 15 in 1995...ranked fourth among NL catchers with 68 RBI (also had one RBI as a pinch-hitter).

2007: Made Pittsburgh's Opening Day roster for second straight year...optioned to Triple-A Indianapolis April 7...named International League Player of the Week April 16-22 after hitting .423 (11-for-23) with a double, two homers, 11 RBI, six runs, and a .692 slugging percentage...led International League in batting average (.415) and RBI (20) during month of April...recalled by Pittsburgh April 26...hit safely in career-high 11 straight games April 29-May 11, batting .514 (19-for-37) during that stretch...hit first career pinch-hit home run, a three-run shot May 18 vs. Arizona off Tony Pena...recorded two outfield assists May 22 at St. Louis...hit game-tying pinch-hit, three-run homer in seventh inning off Rafael Soriano at Atlanta July 14...placed on 15-day disabled list with left wrist contusion August 14; injured the wrist in right field August 13...reinstated September 8...injured right ankle September 8 and ended season on disabled list...made 33 starts in right field, 28 behind the plate, two at first base and one as DH...threw out four of 22 baserunners attempting to steal (18%) and had five passed balls...ranked second on team with five outfield assists.

2006: Made Pittsburgh's Opening Day roster for first time in career...his first hit of season was a home run off Rick White April 6 at Cincinnati...placed on 15-day disabled list with left hamstring strain April 16...went on rehab assignment with Indianapolis April 27...recalled from rehab assignment and reinstated May 3...made first career appearance at first base as a starter May 6 at Washington and recorded 14 putouts (no errors)...missed nine games due to left hamstring injury May 7-18...had walk-off single June 1 vs. Milwaukee...suffered left hamstring tear while running to first base June 4 vs. Milwaukee and was placed on DL the following day...played nine games on rehab assignment for GCL Pirates and Altoona...recalled from rehab assignment and reinstated August 23...made final start behind the plate August 30...made final 23 starts at first base...ejected for arguing balls and strikes by home plate umpire Greg Gibson September 21 at Los Angeles-NL...participated in Mexican Pacific Winter League with Mazatlan and batted .292 (40-for-137) with six doubles, six home runs and 16 RBI in 35 games.

2005: Began season with Triple-A Indianapolis (Pittsburgh)...was leading International League with six home runs through games of April 17...was tied for third in International League in home runs and ranked second in slugging percentage (.630) at the time of his recall to Pittsburgh June 5...made major league debut June 5 vs. Atlanta and grounded out as a pinch-hitter...made first major league start behind the plate and recorded first major league hit, doubling off Hayden Penn June 7 vs. Baltimore...stole home as part of a double steal June 17 at Boston...hit first major league home run off Ezequiel Astacio July 19 vs. Houston (Game 1)...hit second home run in same game, a 457-foot shot off Russ Springer, becoming the first major league to hit his first home run as part of a multi-homer game since Colorado's Aaron Miles April 14, 2004...had season-high eight-game hitting streak August 3-14, batting .522 (12-for-23) with one homer and nine RBI during the streak...led all major league rookies with .364 batting average and .425 on-base percentage during the month of August, ranking him fourth among all NL players in average and sixth in on-base percentage...hit first career right-handed home run off Eric Milton August 27 vs. Cincinnati...had career-high four hits September 24 at Los Angeles-NL...hit five of six home runs off right-handers...played nine games for Escogido in Dominican Winter League and batted .269 (7-for-26) with three RBI.

2004: Spent season with Double-A Altoona...began season on disabled list with mononucleosis...activated April 26...reached base safely in 18 straight games May 6-25, and in 26 of 28 games May 6-June 6...made final appearance behind the plate June 2 at Bowie...placed on DL with right elbow soreness July 27 and missed remainder of season.

2003: Spent entire season with Single-A Lynchburg...led Carolina League in doubles (38), ranked second in extra-base hits (50) and third in RBI (77)...batted .398 (33-for-83) with 23 RBI in 20 games in April...10 of 11 home runs were hit off right-handed pitchers...threw out 21 of 85 baserunners attempting to steal (25%), committed nine errors and had a league-high 23 passed balls...participated in Arizona Fall League and hit .346 (9-for-26) with three doubles, two home runs and seven RBI in 10 games with Mesa Desert Dogs...rated as Pirates 10th best prospect and best defensive catcher by *Baseball America* prior to 2004 season.

2002: Spent entire season with Single-A Hickory...reached base safely in 15 straight games May 27-June 13...hit grand slam and drove in six runs June 13 at Hagerstown...threw out eight of 38 baserunners attempting to steal (21%)...had six passed balls and seven errors...batted .355 (66-for-186), and all of his six home runs were hit off right-handers...suffered broken index finger on his right hand June 27 vs. Kannapolis...placed on disabled list June 28 and underwent surgery July 2 (surgery performed by Dr. Mark Baratz in Pittsburgh).

2001: Started season with Single-A Hickory...placed on disabled list with back spasms May 14...began rehab assignment with GCL Pirates July 5...reinstated August 3 and appeared in two games with Altoona...returned to Hickory August 6 and homered in his return to the Crawdads August 7 vs. Kannapolis...reached base safely in 13 consecutive games with Hickory April 20-August 10 (streak interrupted by three-month stint on DL).

2000: Spent entire season with Single-A Williamsport...named to New York-Penn League All-Star team and selected to short-season All-Star team by *Baseball America*...hit first home run June 26 at Hudson Valley, but went next 59 games without a homer...recorded season-high 10-game hitting streak August 2-14, batting .450 (18-for-40) in that span...had five hits August 13 vs. Lowell...finished 10th in NY-Penn League in average (.313).

1999: Spent first professional season with GCL Pirates...batted .423 (22-for-52) in 16 games as designated hitter and .063 (2-for-32) in 13 games as catcher...batted .333 (18-for-54) over final 16 games...hit .341 on the road and .220 at home.

PROFESSIONAL: Pirates second round pick (59th overall) in the 1999 First-Year Player Draft; signed by scout James House.

2013

DOUMIT'S GAME HIGHS

CAREER

Hits: 3, 6x, last 9/26 vs. CLE

HR: 1, 14x, last 9/24 vs. DET

Hits: 4, 7x, last 6/22/12 at Cin

HR: 2, 6x, last 7/22/12 at KC

RBI: 3, 8/22 at DET

Grand Slams: - -

RBI: 4, 10x, last 9/29/12 vs. Det

Grand Slams: 4, last 9/29/12 vs. DET

Hit-Streak: 6, 2x, last 7/25-31

SB: 1, 5/1 at DET

Hit-Streak: 11, 2x, last 6/16-7/2/12

SB: 2, 6/17/05 at Bos

DOUMIT'S BATTING RECORD

YEAR	CLUB	AVG	G	AB	R	H	2B	3B	HR	RBI	SH	SF	HB	BB	SO	SB	CS	E	OBP
1999	GCL Pirates	.282	29	85	17	24	5	0	1	7	0	1	4	15	14	4	2	2	.410
2000	Williamsport	.313	66	246	25	77	15	5	2	40	0	7	4	23	33	2	2	6	.371
2001	Hickory	.270	39	148	14	40	6	0	2	14	0	0	4	10	32	2	1	3	.333
	GCL Pirates	.235	7	17	2	4	2	0	0	3	0	0	0	2	0	0	0	1	.316
	Altoona	.250	2	4	0	1	0	0	0	2	0	0	0	1	1	0	0	0	.400
2002	Hickory	.322	68	258	46	83	14	1	6	47	2	5	8	18	40	3	5	7	.377
2003	Lynchburg	.275	127	458	75	126	38	1	11	77	0	8	13	45	79	4	0	9	.351
2004	Altoona	.262	67	221	31	58	20	0	10	34	1	4	8	21	49	0	1	3	.343
2005	Indianapolis	.345	51	165	41	57	11	0	12	35	0	2	5	16	36	1	3	4	.415
	PITTSBURGH	.255	75	231	25	59	13	1	6	35	1	1	13	11	48	2	1	8	.324
2006	Indianapolis	.318	6	22	3	7	1	1	0	7	0	0	0	2	4	0	0	0	.375
	GCL Pirates	.000	5	14	1	0	0	0	0	0	0	0	1	1	4	0	0	1	.125
	Altoona	.333	4	15	4	5	3	0	0	4	0	0	2	0	1	0	0	0	.412
	PITTSBURGH	.208	61	149	15	31	9	0	6	17	1	2	11	15	42	0	0	4	.322
2007	Indianapolis	.415	16	53	15	22	4	0	4	20	0	3	3	8	12	3	2	0	.493
	PITTSBURGH	.274	83	252	33	69	19	2	9	32	0	1	4	22	59	1	2	3	.341
2008	Altoona	.429	3	7	0	3	0	0	0	0	0	0	0	0	2	0	0	0	.429
	PITTSBURGH	.318	116	431	71	137	34	0	15	69	0	5	6	23	55	2	2	8	.357
2009	GCL Pirates	.000	2	7	0	0	0	0	0	0	0	0	0	1	2	0	0	0	.125
	Indianapolis	.118	5	17	1	2	0	0	0	0	0	0	0	1	3	0	0	0	.167
	PITTSBURGH	.250	75	280	31	70	16	0	10	38	0	3	1	20	49	4	0	6	.299
2010	Indianapolis	.167	4	12	2	2	1	0	1	2	0	0	0	1	2	0	0	0	.231
	PITTSBURGH	.251	124	406	42	102	22	1	13	45	0	1	8	41	87	1	0	10	.331
2011	Bradenton	.143	5	14	1	2	0	0	0	1	0	0	0	2	3	0	0	1	.250
	Indianapolis	.231	8	26	4	6	1	1	0	3	0	0	1	4	4	0	0	0	.355
	PITTSBURGH	.303	77	218	17	66	12	1	8	30	1	0	1	16	35	0	1	6	.353
2012	MINNESOTA	.275	134	484	56	133	34	1	18	75	0	8	7	29	98	0	0	5	.320
2013	MINNESOTA	.247	135	485	49	120	28	1	14	55	0	4	1	48	99	1	0	3	.314
Minor League Totals		.291	513	1786	282	519	121	9	49	296	53	30	53	171	320	19	16	37	.364
National League Totals		.271	611	1967	234	534	125	5	67	266	3	13	44	148	374	10	6	45	.334
American League Totals		.261	269	969	105	253	62	2	32	130	0	12	8	77	197	1	0	8	.317
Major League Totals		.268	880	2936	339	787	187	7	99	396	3	25	52	225	572	11	6	53	.329

DOUMIT'S CAREER FIELDING RECORD

POSITION	PCT	G	PO	A	E	TC	DP	PB
Catcher	.998	528	2888	284	41	3213	29	40
Outfield	.963	115	199	11	8	218	4	—
First Base	.985	36	252	14	4	270	24	—
Totals	.986	679	3339	309	53	3701	57	40



BRIAN DOZIER

INFIELDER

2

HEIGHT/WEIGHT: 5-11/190

RN: 5/15/87 in Tupelo, MS

RESIDES: Fulton, MS

BATS/THROWS: R/R

AGE: 26

ACQUIRED: 8th round, 2009 First-Year Player Draft

M.L. SERVICE: 1 years, 100 days

CONTRACT STATUS: Signed thru 2013

PERSONAL: James Brian Dozier (pronounced DOE-sheer)...2005 graduate of Itawamba Agricultural (MS) High School, where he also earned three letters in football, two in golf and one in basketball...was two-time All-State selection and four-time All-Area and All-Division selection in baseball...attended the University of Southern Mississippi from 2006-09.

2013:

- Made his first Opening Day roster and started at second base for the Twins April 1 vs. Detroit.
- Hit first home run of the season May 6 at Boston, a game-tying solo shot in the top of the ninth inning off Joel Hanrahan; Twins lost 6-5 in 11 innings.
- Reached base safely in 12 straight games May 27-June 9, posting a .318 batting average and a .400 on-base percentage in that span.
- Homered in three straight June 19-21.
- Committed just two errors in his first 80 games April 1-July 13, posting a .995 fielding percentage in that span.
- Hit safely in a career-high 10 games, July 21-August 3.
- Hit game tying RBI-single in ninth inning August 2 vs. Houston, then later hit game-winning RBI-single in the 13th inning; according to the Elias Sports Bureau, he entered that game with 70 career RBI, but only one had either tied the game or put his team ahead in the seventh inning-or-later (game-tying home run on May 6, 2013).
- Hit eight home runs and 20 RBI in a 28-game span August 6-September 3, posting a .576 slugging percentage in that span.
- Hit his 30th double September 1 at Texas, becoming the fourth second baseman in club history to reach 30 doubles, and first since 1999 when Todd Walker finished with 37.
- Hit 14th home run August 29 vs. Kansas City, tying Tim Lincecum's 1984 total for most ever by a Twins second baseman...passed Teufel with his 15th August 31 at Texas.
- Played 146 games (141 starts) at second base, sixth most in baseball at the position; committed just six errors, tied for third fewest among AL second basemen...led all MLB second basemen in assists (461) and was involved in 110 double plays, second most among MLB second basemen.
- Ranked second in home runs (18) among AL second basemen, third in extra-base hits (55) and fifth in doubles (33).
- Finished as the Twins all-time leader in home runs by a second baseman, also finished second in RBI, fifth in slugging percentage (.414), tied for fifth in total bases (231), and sixth in doubles.
- His six errors were tied with four other for fewest ever by a Twins second baseman: Luis Castillo (2006), Chuck Knoblauch (1992) and Steve Lombardozzi (1986).

2012: Was an invite to Twins spring training and started the season with Triple-A Rochester, hitting safely in first nine games, going 15-for-34 (.441) April 5-14...named Twins minor league Player of the Week April 13, batting .391 (9-for-23) with three doubles, one home run and four RBI in six games...had contract selected by Minnesota May 7, as the Twins placed Justin Morneau on the 15-day disabled list...made major league debut May 7 vs. Los Angeles-AL, going 1-for-4 with his first major league hit, singling off David Carpenter; came around to score first major league run...recorded first career RBI in next game May 8 vs. Los Angeles-AL...hit first career double May 12 vs. Toronto...had first career home run the next day, a solo shot off Ricky Romero May 13 vs. Toronto...hit safely in 14 of first 18 major league games May 7-25...had first career stolen base June 4 at Kansas City...optioned to Triple-A Rochester August 14...was tied with Asdrubal Cabrera for the most errors by a shortstop in the AL (15) at the time.

2011: Was an invite to Twins spring training...reassigned to minor league camp March 14 and reported to Single-A Ft. Myers...named Twins minor league Player of the Week May 21, batting .433 (13-for-30) with two doubles, two triples, seven RBI, three runs scored and two walks in seven games...named Twins minor league Player of the Month for May after batting .337 (33-for-98) with seven doubles, three triples, 11 RBI, 14 runs scored, 14 walks and seven stolen bases...hit grand slam in final game with Miracle June 4 vs. Jupiter...promoted to Double-A New Britain June 6...named Florida State League midseason All-Star, but did not play in the game due to promotion...placed on 7-day disabled list with left cheekbone fracture June 10; reinstated June 19...named Eastern League Player of the Week August 8 after batting .520 (13-for-25) with four doubles and four RBI in six games...hit safely in 18 of 19 games July 31-August 21, including first career two-homer game August 20 vs. New Hampshire...batted .385 (52-for-135) against left-handed pitching and .295 (105-for-356) against right-handers at both levels combined...made just 13 errors between both levels in 127 games (5 at Ft. Myers and 8 at New Britain)...given the Sherry Robertson Award as the Twins minor league Player of the Year, voted on by the Twin Cities chapter of the BBWAA...combined to bat .320 (157-for-491) with 33 doubles, 12 triples, nine home runs, 56 RBI, 92 runs scored and 24 stolen bases in 127 games at both levels combined...led the Twins organization in runs scored and triples, was third in hits (157), stolen bases and total bases (241), and sixth in doubles and eighth in walks (55)...named shortstop on MLB.com's 2011 Twins organizational All-Star team...played for Mesa Solar Sox in Arizona Fall League, batting .296 (32-for-108) with 27 runs, eight doubles, three home runs and 22 RBI in 26 games...earned roster spot in AFL Rising Stars Game representing the East division as the starting second baseman;

went 1-for-2 in the game with a solo home run...ranked 10th best prospect in the Twins minor league system, best strike zone discipline and best defensive infielder by *Baseball America* entering the 2012 season.

2010: Started season with Single-A Beloit, playing 32 games at shortstop, three games at second base and three games at third base...had season-high 12-game hitting streak April 10-23...transferred to Single-A Ft. Myers May 22...hit first professional home run June 24 vs. Charlotte...named Twins minor league Player of the Week June 25 after batting .412 with 14 hits, one double, one home run, five RBI and six runs scored in eight games...played 66 games at shortstop for Miracle, 14 at third base and 12 at second base...ranked 30th best prospect in Twins organization by *Baseball America* entering 2011 season.

2009: Began season with Rookie GCL Twins...played in five games before being promoted to Rookie Elizabethton July 8...named Appalachian League Player of the Week August 10...batted .369 (48-for-130) with 10 doubles in 31 August games...played all 53 of his games at shortstop...finished second in Appalachian League in batting average (.353), hits (77) and on-base percentage...was named Appalachian League Postseason All-Star.

AMATEUR CAREER: Attended the University of Southern Mississippi where he was named a Louisville Slugger Freshman All-American and to Conference USA All-Freshman team in 2006...named second team All-Conference USA as a junior...led team in at-bats (269), hits (92), total bases (128), RBI (tied with 46) and doubles (17) as a junior...started 64 games at shortstop in 2008, missing just two innings the entire year.

PROFESSIONAL: Signed by scout Earl Winn.

2013				DOZIER'S GAME HIGHS				CAREER			
Hits: 3, 8x, last 9/22 at OAK	HR: 1, 18x, last 9/23 vs. DET	Hits: 3, 13x, last 9/22/13 at OAK	HR: 1, 24x, last 9/23/13 vs. DET	RBI: 4, 7/6/13 at TOR	Grand Slams: - -	RBI: 4, 7/6/13 at TOR	Grand Slams: - -	Hit-Streak: 10, 7/21-8/3/13	SB: 2, 2x, last 7/29/12 vs. CLE		
RBI: 4, 7/6 at TOR	Grand Slams: - -										
Hit-Streak: 10, 7/21-8/3	SB: 1, 14x, last 9/25 vs. DET										

DOZIER'S BATTING RECORD																			
YEAR	CLUB	AVG	G	AB	R	H	2B	3B	HR	RBI	SH	SF	HB	BB	SO	SB	CS	E	OBP
2009	GCL Twins	.286	5	14	1	4	0	0	0	0	0	0	0	2	1	0	0	0	.375
	Elizabethton	.353	53	218	38	77	17	0	0	14	1	3	3	23	26	3	0	14	.417
2010	Beloit	.278	39	151	24	42	7	1	0	17	3	0	0	16	16	6	1	7	.347
	Ft. Myers	.274	93	350	44	96	11	1	5	42	9	6	1	44	41	10	4	15	.352
2011	Ft. Myers	.322	49	180	32	58	11	5	2	22	3	2	6	27	20	13	4	8	.423
	New Britain	.318	78	311	60	99	22	7	7	34	7	0	5	28	46	11	7	5	.384
2012	Rochester	.232	48	181	15	42	11	1	2	17	1	3	1	14	34	3	2	7	.286
	MINNESOTA	.234	84	316	33	74	11	1	6	33	4	3	1	16	58	9	2	15	.271
2013	MINNESOTA	.244	147	558	72	136	33	4	18	66	3	4	6	51	120	14	7	6	.312
Minor League Totals		.298	365	1405	214	418	79	15	16	146	24	14	16	154	184	46	18	56	.370
Major League Totals		.240	231	874	105	210	44	5	24	99	7	7	7	67	178	23	9	21	.297

DOZIER'S CAREER FIELDING RECORD							
POSITION	PCT	G	PO	A	E	TC	PB
Shortstop	.964	83	111	287	15	413	—
Second Base	.992	146	268	461	6	735	—
Totals	.982	229	379	748	21	1148	—



BRIAN DUENSING

LEFT-HANDED PITCHER

52

HEIGHT/WEIGHT: 6-0/205

BORN: 2/22/83 in Marysville, KS

RESIDES: Omaha, NE

BATS/THROWS: L/L

AGE: 30

ACQUIRED: 3rd round, 2005 First-Year Player Draft

M.L. SERVICE: 4 years, 104 days

CONTRACT STATUS: Signed thru 2013

PERSONAL: Brian Matthew Duensing (pronounced DONE-sing)...wife Lisa (Blunk)...daughter McKenna (1/5/12)...2001 graduate of Millard South (NE) High School...attended University of Nebraska where he was Collegiate Baseball honorable mention All-American, Big 12 All-Freshman team, and NCAA Lincoln All-Regional team in 2002...pitched for Team USA in 2008 Olympic Games in Beijing, China.

2013:

- Made the Twins Opening Day roster for the fifth straight season.
- Posted a 1.76 ERA (15.1 IP, 3 ER) in his first 16 appearances April 1-May 14.
- Earned his first career save May 28 vs. Milwaukee, pitching a scoreless 14th inning.
- Won back-to-back games June 11 and 12 vs. Philadelphia, pitching 0.2 scoreless innings in each appearance.
- Did not allow a home run in his first 35 appearances (26.1 IP) May 1-June 21, before allowing one to Derek Dietrich June 25 at Miami...the streak went back to August 30, 2012, a span of 47 games (48.1 IP).
- Won both games of the split doubleheader August 9 at Chicago-AL, tossing 0.1 innings and 1.0 innings respectively; first MLB pitcher to win both games of a doubleheader since Yankees' Luis Vizcaino July 21, 2007.
- Posted a 13.0 consecutive scoreless inning streak over 13 games August 3-September 3.
- Set single-season career-high with 56th appearance August 16 vs. Chicago-AL.
- Appeared in 73 games, tied for seventh most in the American League, the most among left-handers...tied for seventh most appearance ever by a Twins left-hander.

2012: Opened season in Twins bullpen, marking fourth straight season on club's Opening Day roster...posted ERA of 1.71 (21.0 IP, 4 ER) and an opponent batting average of .178 (13-for-73) with no home runs allowed in first 19 appearances April 6-May 20...earned first win, tossing 2.0 scoreless innings June 2 at Cleveland...inserted into rotation and made first start June 23 at Cincinnati...went 0-4, 10.13 (13.1 IP, 15 ER) in four starts June 23-July 15 before returning to bullpen...inserted back into rotation for seven starts July 29-August 30; earned first win as starter July 29 vs. Cleveland, allowing one run on five hits in 6.0 innings -- first win as a starter since August 28, 2011 vs. Detroit...set career high with 54th appearance September 29 vs. Detroit; finished with 55 appearances...went 2-4, 3.47 (57.0 IP, 22 ER) in 44 relief appearances and 2-8, 6.92 (52.0 IP, 40 ER) in 11 starts.

2011: Named to Twins Opening Day roster as club's number five starter...made first start April 5 at New York-AL, allowing four runs on six hits in 7.0 innings and did not factor into the decision...went 2-1, 2.91 (34.0 IP, 11 ER) in five starts in April and 0-4, 8.76 (24.2 IP, 24 ER) in six games (5 starts) in May...lost five straight decisions April 30-May 25 before snapping that streak, tossing 8.0 shutout innings in a win June 5 at Kansas City...tossed second career complete game shutout, allowing six hits, walking four and striking out seven July 4 vs. Tampa Bay...recorded 200th career strikeout, fanning Ramon Castro in fifth inning July 9 at Chicago-AL...set career-high with nine strikeouts in 6.2 innings August 13 at Cleveland, but was dealt the loss, allowing three runs on nine hits...was unavailable to pitch September 4-13 with a right oblique strain, which occurred in second inning of September 3 start at Los Angeles-AL...held left-handed batters to .217 (38-for-175) batting average with seven extra-base hits...committed four fielding errors on season after entering 2011 having committed none...led Twins staff in losses but ranked second on staff in innings pitched (161.2), starts (28) and strikeouts (115).

2010: Started season on Twins Opening Day roster for second consecutive season...began season in bullpen and went 3-1, 1.67 (43.0 IP, 8 ER) with nine holds in 39 appearances...did not allow a run in 10 consecutive appearances (9.1 IP) April 17-May 12...struck out in first career plate appearance June 24 at Milwaukee...was inserted into Twins starting rotation July 23...at the time of move to starting rotation, ranked eighth in American League in ERA for relievers (1.67), second among lefties and his .214 opponent batting average ranked fifth among lefty relievers...first batters faced in relief went 1-for-36 (.028)...made first start of season July 23 at Baltimore and did not factor into the decision, allowing one run on four hits in 5.0 innings with no walks and three strikeouts...recorded first win of season as starter, allowing two runs on eight hits in 6.0 innings July 28 at Kansas City...pitched three-hit complete game shutout, the first CG and SHO of his career, August 14 vs. Oakland...became just third Twins lefty to pitch a shutout since 2002, joining Eric Milton (August, 2002) and Johan Santana (June, 2007)...earned seventh victory of season, allowing one run on seven hits in 8.0 innings August 20 vs. Los Angeles-AL...set a season-high with seven strikeouts, tossing 8.0 innings, allowing one run on six hits with no walks September 8 vs. Kansas City...recorded 10th win, allowing three runs on six hits in 6.0 innings in Twins 9-3 victory September 20 vs. Cleveland...won five consecutive decisions July 18-August 20, and eight of nine decisions July 18-September 20...was 7-2, 3.05 (85.2 IP, 29 ER) in 13 starts and 3-1, 1.80 (45.0 IP, 9 ER) in 40 relief appearances...was one of two pitchers in major leagues to make 40-or-more relief appearances and 10-or-more starts (Hisanori Takahashi, New York-NL).

2009: Started season on Twins Opening Day roster for first time in career...appeared in one game for Twins, making major league debut in relief April 10 at Chicago-AL, allowing two earned runs on two hits in 3.0 innings with no walks...optioned to Triple-A Rochester April 14...made 13 starts for Red Wings...pitched 7.0 innings in three straight starts May 18-29...tossed 8.0 innings and allowed one run on six hits, earning the win June 26 vs. Colorado Springs...recalled by Twins July 7...made first career start July 29 vs. Chicago-AL, allowing two runs on three hits in 5.0

innings...earned first major league win August 22 at Kansas City, allowing two runs on six hits in 5.0 innings while walking one...gained second career victory, allowing one run on three hits in 7.0 innings, striking out eight August 28 vs. Texas...tossed 7.0 shutout innings September 2 vs. Chicago-AL...was winning pitcher with 7.0 shutout innings September 13 vs. Oakland...went 5-0, 1.88 (43.0 IP, 9 ER) in seven starts August 22-September 23...posted .833 (5-1) winning percentage August 22-end of the season, tying him for fourth best in American League during that span...his 2.78 ERA (35.2 IP, 11 ER) in September was seventh lowest in AL (6 starts)...went 0-1, 5.17 (31.1 IP, 18 ER) in 15 relief appearances and 5-1, 2.73 (52.2 IP, 16 ER) in nine starts...started Game 1 of the ALDS October 7 at New York-AL, allowing five runs on seven hits in 4.2 innings, becoming third rookie in club history to start a postseason game.

2008: Spent entire season at Triple-A Rochester...lost first two starts of year despite posting a 2.31 ERA (11.2 IP, 3 ER)...earned first win April 14 vs. Syracuse, allowing three runs in 5.2 innings...posted 2.75 ERA (36.0 IP, 11 ER) over first six starts...went 1-0 with a 0.90 ERA (20.0 IP, 2 ER) in three starts May 30-June 9...did not allow a run in back-to-back starts June 4 and June 9 (15.0 innings)...earned fifth win of season with 6.0 scoreless innings July 4 vs. Buffalo...pitched for 2008 USA Olympic Team July 28-August 27...posted 1-0 record with a 1.17 ERA (7.2 IP, 1 ER) and a .125 batting-average-against in four Olympic appearances...earned the win August 16 vs. Team Canada, tossing 3.1 scoreless innings of relief in a 5-4 win for Team USA...returned to Rochester and made only relief appearance of the season August 29 (2.0 scoreless innings)...made final start September 1 vs. Buffalo...went 3-2 with 3.39 ERA over 12 home appearances (11 starts)...ranked 16th best prospect in the Twins organization by *Baseball America* entering the 2009 season.

2007: Began season at Double-A New Britain...allowed three runs-or-less in first six starts, going 3-0, 2.14 (33.2 IP, 8 ER) April 9-May 9...pitched season-high 8.0 innings May 4 vs. Trenton...promoted to Rochester May 30...was 4-1, 2.19 (37.0 IP, 9 ER) in five starts May 30-June 27...had season-high six-game win-streak, 6-0, 2.44 (44.1 IP, 12 ER) in seven starts July 7-August 8...named Twins minor league Player of the Week August 3-9...tied season-high nine strikeouts August 27 vs. Pawtucket...tied for second in all of minor leagues with three complete games...tied for ninth in all of minor league baseball with 15 wins...was third in International League in earned run average (2.66) and tied for third in wins (11)...ranked 18th best prospect in Eastern League by *Baseball America*...rated eighth best prospect in Twins organization by *Baseball America* entering the 2008 season.

2006: Began season at Single-A Beloit...tossed 6.0-plus innings in eight consecutive starts April 18-May 28...pitched season-high 9.0 innings in complete game shutout May 10 at West Michigan...promoted to Single-A Ft. Myers June 6...tossed 6.0-plus innings in six consecutive starts June 9-July 6...promoted to Double-A New Britain July 14...tied season-high eight strikeouts July 23 at Erie...was eighth in Twins organization in earned run average (3.49).

2005: Spent first professional season at Rookie Elizabethton...was 1-0, 1.13 (8.0 IP, 1 ER) in three appearances (1 start) July 5-15...did not allow a run in two of three appearances (2 starts), going 2-0, 2.19 (12.1 IP, 3 ER) August 6-11...tossed season-high 7.0 innings August 11 at Danville...tied season-high nine strikeouts August 24 at Bristol.

PROFESSIONAL: Signed by scout Mark Wilson.

2013 DUENSING'S GAME HIGHS										CAREER									
IP: 3.0, 8/5 at KC					Walks: 2, 2x, last 4/1 vs. DET					IP: 9.0, 2x, last 7/4/11 vs. TB					Walks: 4, 8x, last 7/4/11 vs. TB				
SO: 4, 8/23 at CLE					CG: - -					SO: 9, 8/13/11 at CLE					CG: 2, last 7/4/11 vs. TB				
Win-Streak: 6, 6/11-8/9					Low-Hit: - -					Win-Streak: 6, 6/11-8/9/13					Low-Hit: 3, 8/14/10 vs. OAK				

DUENSING'S PITCHING RECORD																				
YEAR	CLUB	W-L	ERA	G	GS	CG	SH	SV	IP	H	R	ER	HR	HB	BB	SO	WP	BK	BAA	
2005	Elizabethton	4-3	2.32	12	9	0	0	0	50.1	49	19	13	4	0	16	55	6	0	.249	
2006	Beloit	2-3	2.94	11	11	0	0	0	70.1	68	26	23	3	1	14	55	1	0	.257	
	Ft. Myers	2-5	4.24	7	7	0	0	0	40.1	47	25	19	4	0	8	33	1	0	.296	
	New Britain	1-2	3.65	10	9	0	0	0	49.1	51	29	20	6	1	18	30	0	0	.277	
2007	New Britain	4-1	2.66	9	9	0	0	0	50.2	47	19	15	2	1	7	38	0	0	.240	
	Rochester	11-5	3.24	19	19	3	1	0	116.2	115	54	42	13	5	30	86	1	0	.261	
2008	Rochester	5-11	4.28	25	24	0	0	0	138.2	150	75	66	16	5	34	77	4	0	.278	
2009	MINNESOTA	5-2	3.64	24	9	0	0	0	84.0	84	37	34	7	3	31	53	1	0	.263	
	Rochester	4-6	4.66	13	13	0	0	0	75.1	87	40	39	2	2	19	44	2	0	.298	
2010	MINNESOTA	10-3	2.62	53	13	1	1	0	130.2	122	42	38	11	3	35	78	1	0	.247	
2011	MINNESOTA	9-14	5.23	32	28	1	1	0	161.2	193	102	94	21	1	52	115	3	0	.299	
2012	MINNESOTA	4-12	5.12	55	11	0	0	0	109.0	126	71	62	10	2	27	69	5	0	.288	
2013	MINNESOTA	6-2	3.98	73	0	0	0	1	61.0	68	28	27	4	2	22	56	6	0	.283	
Minor League Totals		33-36	3.61	106	101	3	1	0	591.2	614	287	237	50	15	146	418	15	0	.270	
Major League Totals		34-33	4.20	237	61	2	2	1	546.1	593	280	255	53	11	167	371	16	0	.278	

DUENSING'S CAREER FIELDING RECORD								
POSITION	PCT	G	PO	A	E	TC	DP	PB
Pitcher	.967	237	33	85	4	122	5	—

DUENSING'S BATTING RECORD																				
BATTING	AVG	AB	R	H	2B	3B	HR	RBI	SH	SF	HB	BB	SO	SB	CS	OBP				
Career	.000	6	0	0	0	0	0	0	0	0	0	0	4	0	0	.000				

DUENSING'S DIVISION SERIES RECORD																				
YEAR	OPPONENT	W-L	ERA	G	GS	CG	SH	SV	IP	H	R	ER	HR	HB	BB	SO	WP	BK	BAA	
2009	New York-AL	0-1	9.64	1	1	0	0	0	4.2	7	5	5	1	0	1	3	1	0	.333	
2010	New York-AL	0-1	13.50	1	1	0	0	0	3.1	7	5	5	1	0	1	1	0	0	.438	
Division Series Totals		0-2	11.25	2	2	0	0	0	8.0	14	10	10	2	0	2	4	1	0	.378	

DUENSING'S DAY-BY-DAY

Date	Opp.	Dec.	IP	H	R	ER	HR	BB	SO	IR/IRS
April 1	DET	ND	0.2	1	1	1	0	2	1	0/0
April 4	DET	H(1)	0.2	1	0	0	0	0	0	1/0
April 5	@BAL	H(2)	1.0	2	0	0	0	0	0	1/0
April 7	@BAL	H(3)	0.2	1	0	0	0	0	0	1/0
April 10	@KC	ND	0.0	2	1	1	0	0	0	0/0
April 12	NYM	ND	1.0	0	0	0	0	0	1	0/0
April 20	@CWS	ND	0.2	1	0	0	0	0	1	0/0
April 25	TEX	ND	1.2	0	0	0	0	0	1	0/0
April 27	TEX	H(4)	0.2	0	0	0	0	0	1	1/0
April 29	@DET	ND	1.1	0	0	0	0	1	2	1/0
APRIL TOTALS		0-0	8.1	8	2	2	0	3	7	2.16 ERA
May 3	@CLE	ND	0.2	1	0	0	0	0	1	2/1
May 6	@BOS	H(5)	1.0	1	0	0	0	1	1	2/1
May 8	@BOS	ND	1.0	1	1	1	0	1	0	0/0
May 9	@BOS	H(6)	1.2	0	0	0	0	1	2	1/0
May 11	BAL	H(7)	2.0	1	0	0	0	0	0	2/0
May 14	CWS	ND	0.2	0	0	0	0	0	1	2/0
May 15	CWS	ND	0.1	2	2	2	0	0	0	0/0
May 17	BOS	BS(1)	0.2	2	1	1	0	1	2	0/0
May 19	BOS	ND	1.0	0	0	0	0	1	2	0/0
May 21	@ATL	L(0-1)	0.2	2	1	1	0	1	0	0/0
May 23	@DET	ND	0.0	2	1	1	0	0	0	2/2
May 25	@DET	H(8)	0.2	0	0	0	0	0	1	0/0
May 27	@MIL	H(9)	0.1	0	0	0	0	0	0	1/0
May 28	@MIL	S(1)	1.0	1	0	0	0	0	0	0/0
May 30	MIL	ND	0.1	2	2	2	0	0	0	0/0
MAY TOTALS		0-1-1	12.0	15	8	8	0	6	10	6.00 ERA
June 1	SEA	ND	0.2	2	0	0	0	0	0	1/1
June 4	@KC	H(10)	0.1	0	0	0	0	0	0	1/0
June 6	@KC	ND	0.1	0	0	0	0	0	0	1/0
June 8	@WSH	ND	0.2	0	0	0	0	0	0	1/0
June 9(2)	@WSH	ND	0.2	0	0	0	0	0	1	0/0
June 11	PHI	W(1-1)	0.2	1	0	0	0	0	1	2/1
June 12	PHI	W(2-1)	0.2	0	0	0	0	0	1	2/0
June 16	DET	ND	1.1	1	1	1	0	0	2	0/0
June 19	CWS	ND	0.0	1	0	0	0	0	0	2/2
June 21	@CLE	ND	0.2	1	0	0	0	1	0	2/2
June 25	@MIA	ND	0.2	1	1	1	1	0	2	0/0
June 26	@MIA	ND	0.1	0	0	0	0	0	0	2/0
June 29	KC	ND	1.0	0	0	0	0	1	2	0/0
JUNE TOTALS		2-0	8.0	7	2	2	1	2	9	2.25 ERA
July 1	NYJ	ND	1.1	4	4	3	0	2	1	1/1
July 4	NYJ	ND	1.2	2	1	1	0	0	2	2/2
July 7	@TOR	ND	0.2	2	2	2	0	1	0	1/1
July 9	@TB	ND	0.1	1	0	0	0	0	0	0/0
July 10	@TB	ND	1.0	1	0	0	0	1	1	1/0
July 12	@NYJ	ND	1.1	2	0	0	0	1	0	1/1
PRE-ASG TOTALS		2-1-1	34.2	42	19	18	1	16	30	4.67 ERA
July 19	CLE	ND	0.1	0	0	0	0	0	0	2/0
July 20	CLE	H(11)	0.1	0	0	0	0	1	0	0/0
July 25	@SEA	ND	1.1	1	0	0	0	0	1	1/1
July 26	@SEA	W(3-1)	2.0	3	0	0	0	1	3	0/0
July 30	KC	ND	1.0	4	3	3	1	0	1	0/0
JULY TOTALS		1-0	11.1	20	10	9	1	7	9	7.15 ERA
August 3	HOU	W(4-1)	1.0	1	0	0	0	0	2	0/0
August 5	@KC	ND	3.0	1	0	0	0	0	3	0/0
August 9(1)	@CWS	W(5-1)	0.1	0	0	0	0	0	1	1/0
August 9(2)	@CWS	W(6-1)	1.0	0	0	0	0	0	0	0/0
August 13	CLE	ND	1.0	0	0	0	0	0	2	0/0
August 14	CLE	ND	0.2	0	0	0	0	0	1	0/0
August 16	CWS	ND	0.1	0	0	0	0	0	0	2/0
August 19	NYM	ND	1.1	0	0	0	0	0	3	2/0
August 23	@CLE	H(12)	2.2	2	0	0	0	0	4	0/0
August 28	KC	ND	0.2	1	0	0	0	1	0	0/0
August 30	@TEX	H(13)	0.2	1	0	0	0	0	0	0/0
August 31	@TEX	ND	0.0	1	0	0	0	0	0	3/1
AUGUST TOTALS		3-0	12.2	7	0	0	0	1	16	0.00 ERA
Sept. 3	@HOU	H(14)	0.1	0	0	0	0	1	0	1/0
Sept. 4	@HOU	L(6-2)	0.1	2	1	1	0	0	0	0/0
Sept. 6	TOR	ND	1.0	0	0	0	0	0	0	0/0
Sept. 9	LAA	H(15)	0.2	1	0	0	0	0	1	0/0
Sept. 12	OAK	ND	1.0	2	2	2	1	0	1	0/0
Sept. 15	TB	ND	0.1	0	0	0	0	0	0	3/0
Sept. 17	@CWS	ND	0.2	0	0	0	0	0	0	2/0
Sept. 19	@OAK	BS(3)	0.2	2	2	2	1	0	1	0/0
Sept. 22	@OAK	ND	1.2	2	1	1	0	1	1	3/1
Sept. 25	DET	ND	0.2	0	0	0	0	0	1	0/0
Sept. 27	CLE	ND	0.1	0	0	0	0	1	0	0/0
Sept. 29	CLE	ND	1.0	2	0	0	0	0	0	0/0
SEPTEMBER TOTALS		0-1	8.2	11	6	6	2	3	5	6.23 ERA
POST-ASG TOTALS		4-1	26.1	26	9	9	3	6	26	3.08 ERA
SEASON TOTALS		6-2-1	61.0	68	28	27	4	22	56	3.98 ERA



EDUARDO ESCOBAR

5

INFIELDER

HEIGHT/WEIGHT: 5-10/173

BATS/THROWS: S/R

BORN: 1/5/89 at Villa de Cura, Venezuela

AGE: 24

RESIDES: Palo Negro, Venezuela

ACQUIRED: Trade with Chicago-AL, 7/28/12

M.L. SERVICE: 1 years, 129 days

CONTRACT STATUS: Signed thru 2013

PERSONAL: Eduardo Jose Escobar...two sons, Eduardo Jr. and Raul.

2013:

- Made Twins Opening Day roster, marking his second time on a major league Opening Day roster (Chicago-AL in 2012).
- Hit walk-off two-run double April 3 vs. Detroit, giving the Twins the 3-2 victory; his second career walk-off hit.
- Hit first career home run April 9 at Kansas City, a solo shot off Jeremy Guthrie.
- Optioned to Triple-A Rochester July 14.
- Back-to-back four-hit games August 11 and 12 at Norwich.
- Finished the Triple-A season with a season-high nine-game hitting streak August 25-September 2.
- Named International League Player of the Week, September 3 after leading the IL with 12 hits, three home runs, nine RBI, seven runs scored, and a .867 slugging percentage in the season's final eight games...on the final day he went 4-for-5 with three doubles, one home run with five RBI September 2 vs. Scranton-Wilkes-Barre.
- He hit .307 (51-for-166) with 16 doubles in 43 games on the season for Triple-A Rochester.
- Recalled by Minnesota September 9 and hit .324 (11-for-34) in 11 games to finish the season.

2012: Appeared in 36 games for Chicago-AL, playing third base, shortstop and second base...hit .207 (18-for-87) with four doubles, a triple and 14 runs scored...entered season ranked as the 10th best prospect and best defensive infielder in White Sox organization for third straight season by *Baseball America*...acquired from Chicago-AL in exchange for Francisco Liriano July 28, 2012; spent entire season on White Sox 25-man roster prior to being traded to Twins...added to Twins 40-man roster and assigned to Triple-A Rochester...hit .217 (30-for-138) with three doubles, three triples, one home run, nine RBI and 19 runs scored in 35 games for Red Wings...committed just three errors while playing third base (17 games), shortstop (10 games) and second base (9 games)...recalled by Twins September 4...made Twins debut, going 2-for-4 with three RBI and two runs scored September 4 at Chicago-AL...recorded RBI-single in first Twins at-bat.

2011: Spent majority of season with Triple-A Charlotte (Chicago-AL)...recalled September 3 and made major league debut that night at Detroit...entered game as defensive replacement at shortstop and picked up first major league hit, a single off Justin Verlander...batted .266 (130-for-489) with 23 doubles, four triples, four home runs and 49 RBI in 137 games with Knights...appeared in 107 games at shortstop and 30 at second base...batted .396 (19-for-48) over last 11 games, including eight-game hitting streak August 25-31 (.436, 14-for-32)...hit .255 (47-for-184) with one home run and 19 RBI in 53 games with La Guaira in Venezuelan Winter League...entered season ranked by *Baseball America* as best defensive infielder and fifth best prospect in White Sox organization.

2010: Combined to hit .277 (158-for-570) with 26 doubles, 11 triples, six home runs and 61 RBI in 136 games between Single-A Winston-Salem and Double-A Birmingham...named to Midseason and Postseason Carolina League All-Star teams...named best defensive shortstop in CL by *Baseball America*...ranked among White Sox organizational leaders in triples (2nd, 11), runs scored (T-2nd, 158) and total bases (T-6th, 224)...appeared in 28 games with Peoria Saguaros in Arizona Fall League, hitting .300 (33-110) with four home runs, 15 RBI and 22 runs scored...ranked among AFL leaders in total bases (1st, 59), triples (T-1st, 5), runs scored (2nd), home runs (T-3rd) and hits (T-3rd)...named to AFL West Division Rising Stars team...entered season ranked as best defensive infielder in the White Sox organization by *Baseball America*...played six games with La Guaira in Venezuelan Winter League.

2009: Hit .256 (119-for-464) with three home runs and 41 RBI in 128 games with Single-A Kannapolis...led team in runs scored (64) and stolen bases (20)...posted 16-game hitting streak August 18-September 3, batting .426 (26-for-61)...hit .269 (7-for-26) in 26 games with La Guaira in Venezuelan Winter League.

2008: Began season with Rookie Great Falls before being promoted to Single-A Kannapolis, batting .281 (75-for-267) in 66 combined games...played in six games with La Guaira in Venezuelan Winter League.

2007: Spent entire season with the Dominican Summer League White Sox.

2006: Made professional debut with Venezuelan Summer League White Sox.

PROFESSIONAL: Signed as an undrafted free agent with Chicago-AL January 28, 2006.

2013

ESCOBAR'S GAME HIGHS

CAREER

Hits: 3, 2x, last 4/23 vs. MIA

HR: 1, 3x, last 6/20 vs. CWS

Hits: 3, 2x, last 4/23/13 vs. MIA

HR: 1, 3x, last 6/20/13 vs. CWS

RBI: 2, 2x, last 4/9 at KC

Grand Slams: --

RBI: 3, 9/4/12 at CWS

Grand Slams: --

Hit-Streak: 5, 2x, last 9/18-26

SB: --

Hit-Streak: 5, 2x, last 9/18-26/13

SB: 1, 3x, last 9/23/12 at DET

ESCOBAR'S PLAYING RECORD

YEAR	CLUB	AVG	G	AB	R	H	2B	3B	HR	RBI	SH	SF	HB	BB	SO	SB	CS	E	OBP
2006	VSL White Sox	.236	46	123	21	29	3	1	0	17	6	1	1	14	25	7	6	9	.317
2007	DSL White Sox	.291	64	247	56	72	5	4	0	18	6	2	5	22	45	19	14	17	.359
2008	Great Falls	.417	6	24	6	10	2	1	1	4	0	1	1	2	3	1	1	1	.464
	Kannapolis	.267	60	243	37	65	6	1	0	22	8	2	0	13	65	4	3	10	.302
2009	Kannapolis	.256	128	464	64	119	10	7	3	41	17	3	1	29	91	20	6	23	.300
2010	Winston-Salem	.285	87	368	57	105	18	8	3	39	11	4	2	23	76	8	5	15	.327
2011	Birmingham	.262	49	202	22	53	8	3	3	22	5	0	0	9	35	3	0	10	.294
	Charlotte	.266	137	489	55	130	23	4	4	49	15	4	1	27	104	13	8	19	.303
2012	CHICAGO-AL	.286	9	7	0	2	0	0	0	0	0	0	0	0	1	0	0	0	.286
	CHICAGO-AL	.207	36	87	14	18	4	1	0	3	1	0	0	9	23	2	0	2	.281
	Rochester	.217	35	138	19	30	3	3	1	9	4	1	0	8	26	3	1	3	.259
2013	MINNESOTA	.227	14	44	4	10	0	0	0	6	1	1	1	2	8	1	0	0	.271
	Rochester	.307	43	166	22	51	16	2	4	27	1	1	3	17	37	6	2	6	.380
	MINNESOTA	.236	66	165	23	39	5	2	3	10	2	1	0	11	34	0	2	7	.282
Minor League Totals		.269	657	2464	359	664	94	34	19	248	73	19	14	164	507	84	46	113	.316
Major League Totals		.228	125	303	41	69	9	3	3	19	4	2	1	22	66	3	2	9	.280

ESCOBAR'S CAREER FIELDING RECORD

POSITION	PCT	G	PO	A	E	TC	DP	PB
Third Base	.951	48	8	50	3	61	6	—
Second Base	1.000	23	38	53	0	91	13	—
Shortstop	.959	51	41	99	6	146	14	—
Outfield	1.000	2	2	0	0	2	0	—
Totals	.970	124	89	202	9	300	33	—



CASEY FIEN

RIGHT-HANDED PITCHER

50

HEIGHT/WEIGHT: 6-2/205

BATS/THROWS: R/R

BORN: 10/21/83 in Santa Rosa, CA

AGE: 29

RESIDES: Buena Park, CA

ACQUIRED: Signed as minor league free agent, 1/3/12

M.L. SERVICE: 1 year, 143 days

CONTRACT STATUS: Signed thru 2013

PERSONAL: Casey Michael Fien (pronounced FEEN)...wife Joann...2002 graduate of John F. Kennedy High School in La Palma, CA...attended William Penn University in Oskaloosa, IA where he went 6-3, 2.48 ERA in 2003; Golden West College in Huntington Beach, CA where he went 3-2, 2.93 ERA in 2004; and Cal Poly San Luis Obispo (2005-06).

2013:

- Made an Opening Day roster for the first time in his career.
- Went 25 consecutive right-handed batters faced without allowing a hit May 23-June 23.
- Walked just one batter in a 28-game span (26.2 IP) May 28-August 3, including 20 straight games (18.2 IP) without issuing a walk May 28-July 13.
- Posted a 0.87 ERA (10.1 IP, 1 ER) in 11 June appearances and a 0.75 ERA (12.0 IP, 1 ER) in 13 July appearances.
- Set a single-game career-high with four strikeouts (2.0 IP) June 23 at Cleveland and again July 26 at Seattle.
- Allowed just two runs in a 30-game span (28.1 IP) May 28-August 9, posting a 0.64 ERA and an opponents batting average of .160 (15-for-94) with two walks allowed in that span.
- Made 73 appearances, tied for seventh most in the AL.
- Held right-handed hitters to a .213 (29-for-136) batting average with six extra-base hits, while lefties hit .242 (22-for-91) with eight extra-base hits.
- Led Twins relievers in wins with five.

2012: Was an invite to Twins spring training and reassigned to minor league camp April 1, reporting to Triple-A Rochester...recorded a save in first appearance for Red Wings, tossing 1.0 scoreless inning April 5 at Syracuse...went 2-5, 4.30 (46.0 IP, 22 ER) with opponents batting .228 and recorded nine saves in 12 opportunities in 33 games for Red Wings before having contract selected by Twins July 5 when Nick Blackburn was optioned...made Twins debut with 1.0 scoreless inning of relief with one hit allowed July 8 at Texas, his first major league appearance since July 20, 2010 vs. Texas (with Detroit)...earned first major league win, tossing 2.0 scoreless innings July 20 at Kansas City...ranked seventh in AL in ERA (2.12) after the All-Star break and 10th in opponent batting average (.194). 28 of his 35 appearances were scoreless...allowed just one run five times and two runs two times.

2011: Was an invite to Houston's spring training...started season with Triple-A Oklahoma...appeared in nine games before being placed on 7-day disabled list with right elbow strain April 30...went on rehab assignment with GCL Astros June 25, reinstated June 30...pitched in 12 games for Red Hawks and was released by Houston August 2.

2010: Opened season in major league camp with Detroit before being claimed off waivers by Boston March 1 and then Toronto March 4...released by Blue Jays March 17...returned to Tigers organization as minor league free agent March 19...began regular season with Triple-A Toledo...had contract selected by the Tigers June 29 and played one game before being optioned back to Toledo July 3...joined Tigers for second time July 20...designated for assignment by the Tigers July 25 before being outrighted to Toledo July 28...signed a minor league contract with Houston November 12.

2009: Began season at Triple-A Toledo (Detroit)...had contract purchased by Tigers July 25 and made major league debut July 26 vs. Chicago-AL, striking out two batters in 2.1 scoreless innings of relief...optioned to Toledo August 4...recalled by Tigers for remainder of season September 1...finished season second among all International League relievers with 10.24 strikeouts-per-9.0 innings pitched, third with a 1.86 walks-per-9.0 innings and fourth with 10.55 baserunners-per-9.0 innings...named 27th best prospect in Tigers organization by *Baseball America*...appeared in five games for Ponce in Puerto Rican Winter League following the season, going 1-0, 1.59 (5.2 IP, 1 ER) with five strikeouts.

2008: Started season at Double-A Erie...converted 11 straight save opportunities for Sea Wolves May 27-July 20...named to Eastern League's midseason All-Star team...promoted to Triple-A Toledo July 28...transferred back to Double-A Erie August 28, but did not appear in a game before returning to Triple-A Toledo August 30...named 11th best prospect in Tigers organization by *Baseball America* following the season...played for Mesa in Arizona Fall League, going 2-0, 1.84 (14.2 IP, 3 ER) with two saves and 15 strikeouts in 12 appearances.

2007: Spent season with Single-A West Michigan...appeared in four games during Midwest League playoffs, recording three saves and 13 strikeouts in 7.2 scoreless innings...led all Midwest League relievers with 11.36 strikeouts-per-9.0 innings pitched.

2006: Made professional debut with Single-A Oneonta...had eight straight scoreless outings July 4-26, tossing 17.0 scoreless innings in that time.

PROFESSIONAL: Detroit Tigers 20th round pick in the 2006 First-Year Player draft; signed by scout Tim McWilliam.

2013

FIEN'S GAME HIGHS

CAREER

IP: 2.0, 3x, last 7/26 at SEA

Walks: 2, 4/10 at KC

IP: 3.0, 3x, last 7/15/12 vs. OAK

Walks: 2, 4x, last 4/10/13 at KC

SO: 4, 2x, last 7/26 at SEA

CG: --

SO: 4, 2x, last 7/26/13 at SEA

CG: --

Win-Streak: 4, 7/19-9/15

Low-Hit: --

Win-Streak: 4, 7/19-9/15/13

Low-Hit: --

FIEN'S PITCHING RECORD

YEAR	CLUB	W-L	ERA	G	GS	CG	SH	SV	IP	H	R	ER	HR	HB	BB	SO	WP	BK	BAA
2006	Oneonta	1-1	2.74	20	0	0	0	1	42.2	39	17	13	1	0	8	37	2	0	.248
2007	West Michigan	6-1	3.10	39	0	0	0	6	61.0	55	28	21	4	3	10	77	2	0	.233
2008	Erie	3-3	2.96	40	0	0	0	12	45.2	38	16	15	5	0	12	42	1	0	.226
	Toledo	2-0	2.40	12	0	0	0	1	15.0	14	4	4	2	1	4	17	1	0	.246
2009	Toledo	2-1	3.41	42	0	0	0	14	58.0	51	23	22	5	2	15	66	2	1	.237
	DETROIT	0-1	7.94	9	0	0	0	0	11.1	13	11	10	2	0	6	9	0	0	.289
2010	DETROIT	0-0	10.12	2	0	0	0	0	2.2	4	3	3	2	0	0	0	0	0	.364
	Toledo	3-3	2.60	44	0	0	0	8	62.1	54	21	18	8	1	13	44	0	0	.235
2011	GCL Astros	1-0	0.00	2	0	0	0	0	2.0	1	0	0	0	0	3	0	0	0	.143
	Oklahoma City	2-2	4.81	21	0	0	0	3	24.1	28	15	13	7	0	8	24	0	0	.289
2012	Rochester	2-5	4.30	33	0	0	0	9	46.0	39	23	22	5	0	14	42	1	0	.228
	MINNESOTA	2-1	2.06	35	0	0	0	0	35.0	25	9	8	3	1	9	32	0	0	.195
2013	MINNESOTA	5-2	3.92	73	0	0	0	0	62.0	51	28	27	9	0	12	73	2	0	.225
Minor League Totals		22-16	3.23	253	0	0	0	54	357.0	319	147	128	37	7	84	352	9	1	.238
Major League Totals		7-4	3.89	119	0	0	0	0	111.0	93	51	48	16	1	27	114	2	0	.226

FIEN'S CAREER FIELDING RECORD

POSITION	PCT	G	PO	A	E	TC	DP	PB
Pitcher	1.000	119	5	10	0	15	0	—

FIEN'S DAY-BY-DAY

Date	Opp.	Dec.	IP	H	R	ER	HR	BB	SO	IR/IRS
April 1	DET	ND	1.0	0	0	0	0	0	3	0/0
April 4	DET	H(1)	0.1	0	0	0	0	0	0	3/0
April 5	@BAL	L(0-1)	0.2	3	4	4	0	1	1	2/0
April 8	@KC	ND	0.1	0	0	0	0	0	0	1/0
April 10	@KC	ND	1.2	1	0	0	0	2	0	2/1
April 13	NYM	ND	2.0	0	0	0	0	0	2	0/0
April 15	LAA	ND	1.0	0	0	0	0	0	0	0/0
April 20	@CWS	W(1-1)	0.1	0	0	0	0	0	1	1/0
April 25	TEX	ND	0.1	1	0	0	0	0	0	0/0
April 26	TEX	ND	0.1	0	0	0	0	0	0	1/0
April 28	TEX	ND	1.0	1	0	0	0	0	1	0/0
APRIL TOTALS		1-1	12.0	12	6	6	1	3	10	4.50 ERA
May 1	@DET	H(2)	1.0	0	0	0	0	0	1	0/0
May 3	@CLE	L(1-2)	1.1	2	1	1	0	0	2	0/0
May 6	@BOS	BS(2)	1.0	2	2	2	2	0	0	0/0
May 8	@BOS	ND	1.0	2	1	1	0	0	0	0/0
May 10	BAL	ND	1.2	0	0	0	0	1	2	1/0
May 11	BAL	H(3)	0.2	0	0	0	0	0	1	0/0
May 13	CWS	ND	1.0	1	0	0	0	0	1	0/0
May 14	CWS	ND	0.1	1	0	0	0	1	0	1/1
May 17	BOS	ND	0.1	0	0	0	0	0	0	2/0
May 18	BOS	ND	1.0	1	1	1	1	0	1	1/1
May 21	@ATL	ND	1.0	0	0	0	0	0	2	0/0
May 23	@DET	H(4)	0.2	1	2	2	0	1	2	2/0
May 26	@DET	ND	0.0	0	1	1	0	1	0	2/0
May 28	@MIL	ND	1.1	0	0	0	0	0	2	1/0
May 29	MIL	H(5)	1.0	0	0	0	0	0	0	2/0
MAY TOTALS		0-1	13.1	10	8	8	3	4	14	5.40 ERA

June 1	SEA	ND	0.2	0	0	0	0	0	1	0/0	
June 4	@KC	H(6)	0.2	0	0	0	0	0	0	1/0	
June 6	@KC	ND	0.1	0	0	0	0	0	0	1/0	
June 8	@WSH	ND	1.0	0	0	0	0	0	2	0/0	
June 12	PHI	ND	0.1	2	0	0	0	0	1	0/0	
June 14	DET	ND	1.1	0	0	0	0	0	2	1/0	
June 18	CWS	H(7)	1.0	0	0	0	0	0	1	2/1	
June 20	CWS	ND	1.0	0	0	0	0	0	0	0/0	
June 23	@CLE	H(8)	2.0	2	1	1	1	0	4	0/0	
June 26	@MIA	ND	1.0	0	0	0	0	0	1	0/0	
June 29	KC	ND	1.0	2	0	0	0	0	2	1/0	
JUNE TOTALS			0-0	10.1	6	1	1	1	0	14	0.87 ERA
July 1	NYY	H(9)	0.1	0	0	0	0	0	0	1/0	
July 3	NYY	ND	1.0	0	0	0	0	0	1	0/0	
July 7	@TOR	ND	1.0	0	0	0	0	0	1	0/0	
July 9	@TB	ND	0.2	0	0	0	0	0	1	1/0	
July 10	@TB	ND	1.0	0	0	0	0	0	1	0/0	
July 12	@NYY	ND	1.0	1	0	0	0	0	2	0/0	
July 13	@NYY	H(10)	1.0	1	0	0	0	0	0	0/0	
PRE-ASG TOTALS			1-2	38.2	24	13	13	4	7	42	3.03 ERA
July 19	CLE	W(2-2)	1.0	0	0	0	0	1	2	0/0	
July 20	CLE	H(11)	1.0	1	0	0	0	0	0	0/0	
July 22	@LAA	H(12)	0.2	2	1	1	0	0	0	0/0	
July 23	@LAA	H(13)	1.0	2	0	0	0	0	1	0/0	
July 26	@SEA	ND	2.0	0	0	0	0	0	4	0/0	
July 31	KC	ND	0.1	2	0	0	0	0	0	1/1	
JULY TOTALS			1-0	12.0	9	1	1	0	1	13	0.75 ERA
August 2	HOU	ND	1.0	0	0	0	0	0	2	0/0	
August 3	HOU	H(14)	1.0	0	0	0	0	0	2	0/0	
August 6	@KC	ND	0.2	0	0	0	0	1	0	2/0	
August 9(1)	@CWS	H(15)	1.0	0	0	0	0	0	1	0/0	
August 11	@CWS	ND	1.0	2	2	2	2	0	3	0/0	
August 14	CLE	ND	0.1	3	4	3	1	0	0	0/0	
August 17	CWS	ND	1.1	2	2	2	1	0	1	2/0	
August 21	@DET	ND	0.1	0	0	0	0	0	0	2/0	
August 22	@DET	W(3-2)	1.0	1	0	0	0	0	0	0/0	
August 23	@CLE	ND	0.1	1	0	0	0	0	0	1/0	
August 28	KC	ND	0.1	3	3	3	1	0	1	0/0	
August 31	@TEX	ND	1.0	1	0	0	0	0	2	0/0	
AUGUST TOTALS			1-0	9.1	13	11	10	5	1	12	9.64 ERA
Sept. 2	@HOU	ND	1.0	1	0	0	0	0	1	0/0	
Sept. 3	@HOU	H(16)	0.2	1	1	1	0	1	1	1/1	
Sept. 7	TOR	ND	0.2	1	0	0	0	0	0	0/0	
Sept. 9	LAA	W(4-2)	1.0	0	0	0	0	0	2	0/0	
Sept. 13	TB	ND	1.0	0	0	0	0	0	2	0/0	
Sept. 15	TB	W(5-2)	0.1	0	0	0	0	0	0	3/0	
Sept. 17	@CWS	ND	1.0	0	0	0	0	1	1	0/0	
Sept. 18	@CWS	H(17)	0.2	0	0	0	0	0	1	1/0	
Sept. 23	DET	ND	0.1	4	2	2	0	1	1	0/0	
Sept. 24	DET	ND	0.1	0	0	0	0	0	1	1/0	
Sept. 29	CLE	ND	1.0	0	0	0	0	0	2	0/0	
SEPTEMBER TOTALS			2-0	8.0	7	3	3	0	3	12	3.38 ERA
POST-ASG TOTALS			4-0	23.1	27	15	14	5	5	31	5.40 ERA
SEASON TOTALS			5-2	62.0	51	28	27	9	12	73	3.92 ERA



PEDRO FLORIMON

25

INFIELDER

HEIGHT/WEIGHT: 6-2/180
BORN: 12/10/86 in La Romana, DR
RESIDES: La Romana, DR

BATS/THROWS: S/R
AGE: 26

ACQUIRED: Claimed off waivers from Baltimore, 12/5/11

M.L. SERVICE: 1 year, 73 days

CONTRACT STATUS: Signed thru 2013

2013 PLAYERS

PERSONAL: Pedro Alexander Florimon, Jr. (pronounced FLOR-ah-moan)...signed by Baltimore in 2004 as a 17-year old from La Romana, Dominican Republic.

2013:

- Made his first career Opening Day roster, beginning the season as the Twins starting shortstop April 1 vs. Detroit.
- Reached base in first 10 games April 1-16, posting a .484 on-base percentage in that span.
- Hit first home run of the season and second of career May 8 at Boston.
- Went 30 straight games without committing an error April 27-June 4.
- Hit four home runs in July, tied with Justin Morneau for most on the club during the month; his 11 RBI that month tied him with Brian Dozier for most.
- Played in 133 games (127 starts) at shortstop, the most for a Twin since Jason Bartlett played 138 in 2007...his 133 games at short were seventh most in the AL.
- Hit all nine of his home runs from the left side of the plate...most home runs by a Twins shortstop since Cristian Guzman hit nine in 2002.
- Led the Twins in stolen bases with 15 and ranked third in games played (134).

2012: Began season with Double-A New Britain, batting .283 (32-for-113) in 30 games, committing just three errors...promoted to Triple-A Rochester May 7...hit safely in 11 of first 13 games for Red Wings, including first home run May 8 at Pawtucket...played all 83 of his games for Red Wings at shortstop, committing just nine errors...had contract selected by Twins August 15 when Brian Dozier was optioned...made Twins debut August 17 at Seattle starting at shortstop, going 0-for-3...recorded first hit as Twin with a triple (first triple of career) August 18 at Seattle...had first career three-hit game August 20 at Oakland...hit first major league home run, a solo shot off Cory Wade September 24 vs. New York-AL...led entire Twins organization in games played (156) and strikeouts (147), ranked second in at-bats (561) and seventh in hits (140). Ranked by *Baseball America* as having the best infield arm in the International League.

2011: Recalled from Double-A Bowie (Baltimore) September 6 and made major league debut September 10 at Toronto...recorded first major league hit with a game-tying two-run double off Brad Penny September 25 at Detroit...spent regular season with Double-A Bowie, batting .267 (121-for-454) with eight homers and 60 RBI in 133 games at shortstop...drove in season-high five runs June 30 at Binghamton, and drove in four runs July 19 at Harrisburg and September 4 against Erie...went 11-for-20 (.550) June 26-30 with three doubles, two homers and eight RBI...hit .320 (31-for-97) in 28 July games.

2010: Began season with Double-A Bowie, batting .183 (22-for-120) in 37 games...placed on disabled list with left oblique strain May 25...batted .158 (3-for-19) in five-game rehab assignment with Aberdeen...joined Single-A Frederick June 26 and had 21 multi-hit games...named Carolina League Player of the Week July 5-11 when he hit .444 with three doubles, a triple, a home run, and six RBI.

2009: Spent most of season with Single-A Frederick...named to Carolina League All-Star team; started the game at shortstop, and tripled and scored the tying run...named Carolina League Player of the Week August 17-23 when he hit .462 with four doubles...finished tied for fourth in Carolina League in doubles (32), sixth in runs scored (76) and tied sixth in triples (5)...led club in triples and was second in doubles, runs scored and stolen bases (26).

2008: Spent entire season with Single-A Delmarva...had season-high three hits July 10 at Greenville.

2007: Hit .197 in 111 games for Single-A Delmarva...recorded season-high three hits and two runs April 27 at Hagerstown and July 16 at Lakewood.

2006: Began year at Bluefield and hit safely in 25 of 33 games with 10 multi-hit games...had four straight multi-hit games July 8-12...transferred to Aberdeen August 7 and hit .271 in first 12 games...hit .385 (10-for-26) over final six games.

2005: Played in 63 games for San Pedro Orioles in Dominican Summer League and batted .200 (34-for-170) with eight RBI and 35 runs scored...finished second on team with 19 stolen bases.

2004: Led DSL Orioles with 16 stolen bases...batted .213 (34-160) with 19 RBI...committed 29 errors in 48 games.

PROFESSIONAL: Originally signed by Baltimore as a non-drafted free agent June 18, 2004.

2013

FLORIMON'S GAME HIGHS

CAREER

Hits: 3, 5/31 vs. SEA

RBI: 3, 3x, last 9/27 vs. CLE

Hit-Streak: 6, 7/10-19

HR: 1, 9x, last 9/27 vs. CLE

Grand Slams: --

SB: 2, 8/28 vs. KC

Hits: 3, 2x, last 5/31/13 vs. SEA

RBI: 3, 3x, last 9/27/13 vs. CLE

Hit-Streak: 6, 7/10-19/13

HR: 1, 10x, last 9/27/13 vs. CLE

Grand Slams: --

SB: 2, 8/28/13 vs. KC

FLORIMON'S BATTING RECORD

YEAR	CLUB	AVG	G	AB	R	H	2B	3B	HR	RBI	SH	SF	HB	BB	SO	SB	CS	E	OBP
2004	DSL Orioles	.204	52	167	33	34	5	5	0	19	6	0	4	34	59	17	5	29	.351
2005	DSL Orioles	.200	63	170	35	34	4	2	0	8	4	0	11	41	55	19	4	17	.387
2006	Bluefield	.333	33	120	23	40	6	1	1	8	1	1	0	28	29	7	6	20	.456
	Aberdeen	.248	26	105	13	26	4	1	0	5	0	0	1	13	26	0	0	5	.336
2007	Delmarva	.197	111	371	50	73	14	1	4	34	13	3	3	28	107	16	6	36	.257
2008	Delmarva	.223	81	269	28	60	18	1	0	19	3	3	3	27	97	13	2	21	.298
2009	Frederick	.267	115	430	76	115	32	5	9	68	4	5	5	42	107	26	9	35	.336
	Bowie	.091	7	22	0	2	0	0	0	1	1	0	0	1	9	0	0	1	.130
2010	Bowie	.183	37	120	16	22	3	0	1	12	2	1	0	11	31	4	1	13	.250
	Aberdeen	.158	5	19	1	3	0	0	0	0	0	0	0	1	6	0	1	0	.200
	Frederick	.288	62	222	32	64	10	4	4	33	0	3	7	20	52	8	5	14	.361
2011	Bowie	.267	133	454	53	121	27	4	8	60	6	4	5	51	114	15	12	26	.344
	BALTIMORE	.125	4	8	1	1	1	0	0	2	1	0	0	1	6	0	0	1	.222
2012	New Britain	.283	30	113	11	32	4	0	2	8	3	0	0	11	28	7	1	3	.347
	Rochester	.251	83	311	38	78	16	2	3	27	7	1	3	23	89	6	7	9	.308
	MINNESOTA	.219	43	137	16	30	5	2	1	10	3	0	0	10	30	3	1	7	.272
2013	MINNESOTA	.221	134	403	44	89	17	0	9	44	5	3	2	33	115	15	6	18	.281
Minor League Totals		.249	723	2556	341	636	134	19	32	275	40	21	27	256	695	102	50	183	.321
Major League Totals		.219	181	548	61	120	23	2	10	56	9	3	2	44	151	18	7	26	.278

FLORIMON'S CAREER FIELDING RECORD

POSITION	PCT	G	PO	A	E	TC	DP	PB
Shortstop	.970	180	317	532	26	875	128	—



KYLE GIBSON

RIGHT-HANDED PITCHER

44

HEIGHT/WEIGHT: 6-6/207

BORN: 10/23/87 in Greenfield, IN

RESIDES: Ft. Myers, FL

BATS/THROWS: R/R

OPENING DAY AGE: 25

ACQUIRED: 1st round (22nd overall), 2009 First-Year Player Draft

M.L. SERVICE: 56 days

CONTRACT STATUS: Signed thru 2013

PERSONAL: Kyle Benjamin Gibson...wife Elizabeth (Straatmann)...2006 graduate of Greenfield-Central High School in Greenfield, IN...was a Louisville Slugger preseason All-American in 2006...named Hancock County Player of the Year...named Hoosier Heritage Conference Player of the Year...was a two-time Indianapolis Star All-East team selection...attended University of Missouri in Columbia, MO and was a communications major.

2013:

- Started the season with Triple-A Rochester.
- Named Twins minor league Pitcher of the Week May 12, after pitching a complete game shutout May 8 at Toledo, allowing four hits, with two walks and eight strikeouts, earning the win.
- Pitched his second complete game shutout May 19 at Lehigh Valley, allowing three hits, with two walks and eight strikeouts, earning the win; had a no-hitter broken up with two outs in the eighth inning...became the first Red Wings pitcher to toss two complete game shutouts in a season since Nick Blackburn in 2007.
- Posted a 20.0-inning scoreless streak from May 14-30.
- Went 5-0, 2.19 ERA (49.1 IP, 12 ER) with opponents batting .199 in seven starts from May 19-June 20 and was recalled by Minnesota June 25.
- At the time of his promotion ranked first among International League pitchers in shutouts (2), tied for third in wins (7) and strikeouts (79), fourth in innings pitched (92.2), sixth in WHIP (1.14) and eighth in ERA (3.01).
- Made major league debut June 29 vs. Kansas City, allowing two runs on eight hits in 6.0 innings pitched with no walks and five strikeouts, earning the win...according to Elias, the win and five strikeouts made him just the third Twin to win their major league debut while striking out five-or-more batters, the others being Bert Blyleven in 1970 at RFK Stadium against the Senators and Darrell Jackson in 1978 at Metropolitan Stadium against the Tigers; they each had seven strikeouts...with the win, he became the 10th Twin to win in their debut (as starter), first since Anthony Swarzak May 23, 2009 vs. Milwaukee.
- Went 2-4, 5.63 ERA (51.0 IP, 37 ER) with 20 walks and 29 strikeouts for Minnesota and was optioned to Triple-A Rochester August 19.
- Made two starts for the Red Wings, going 0-0, 1.86 ERA (9.2 IP, 2 ER) August 25-30 and was shut down for the season...ended the season with 27 starts and 154.0 innings pitched between Rochester and Minnesota.

2012: Made first start with GCL Twins July 10 vs. GCL Red Sox while on rehab assignment after recovering from "Tommy John" surgery on right elbow...transferred to Single-A Ft. Myers August 12 and made two starts, allowing two runs on six hits in 7.0 innings pitched...transferred to Triple-A Rochester August 24 and made two starts, allowing seven runs on 11 hits in 6.2 innings pitched...combined to go 0-2, 4.13 (28.1 IP, 13 ER) with 26 hits allowed, six walks and 33 strikeouts in 13 games (11 starts) between three levels...pitched for Peoria Javelinas in the Arizona Fall League, going 3-2, 5.40 (23.1 IP, 14 ER) with eight walks and 28 strikeouts in six starts...named Arizona Fall League Pitcher of the Week for Week 2, going 1-0, allowing six hits and one run with eight strikeouts and no walks in 5.0 innings...named to AFL's Top Prospect team and was ranked fourth best prospect in the AFL by *Baseball America*...ranked fourth best prospect and best slider in the Twins system by *Baseball America* entering the 2013 season...added to the Twins 40-man roster in November.

2011: Spent season at Triple-A Rochester and started 18 games...named International League Pitcher of the Week May 23-29 after going 2-0, 1.42 ERA with 18 strikeouts in 12.2 innings...selected to All-Star Futures Game in Arizona, going 1.1 innings while giving up two hits and no runs...placed on disabled list August 2 with an injury to right arm, ending his season...had "Tommy John" surgery on right elbow September 7...ranked eighth best prospect and best slider in the Twins minor league system by *Baseball America* entering the 2012 season.

2010: Began season with Single-A Ft. Myers, losing first professional start April 8 at Bradenton...won next four decisions April 13-May 10, including first win April 13 at Charlotte...tossed complete game shutout, allowing one hit, April 29 at Jupiter...named Twins minor league Player of the Week May 1 after going 1-0 with one run allowed, five hits, five walks and 10 strikeouts in two starts (14.0 IP)...also earned Florida State League Pitcher of the Week honors May 3...promoted to Double-A New Britain May 11...earned the win while striking out 10 in first start with the Rock Cats May 15 at Harrisburg...won each of first three starts for the Rock Cats, including a 7.0-inning complete game May 25 vs. New Hampshire...named Twins Minor League Pitcher of the Month for May, going 5-0, 1.62 (39.0 IP, 7 ER) with 10 walks and 35 strikeouts in six starts between Ft. Myers and New Britain...named to the Eastern League All-Star Team, representing the Eastern Division, pitching 1.0 scoreless inning...promoted to Triple-A Rochester August 12 and made three starts for the Red Wings...pitched 5.2 innings, 5.0 and 5.0 innings in those three starts...disabled for remainder of season with a left ankle sprain August 26...recipient of ninth annual Jim Rantz Award, given to Twins Minor League Pitcher of the Year...ranked top prospect, as well as best slider and best change-up, in the Twins organization by *Baseball America* entering the 2011 season; also ranked 34th best prospect in baseball by *Baseball America*'s top 100 pre-2011 rankings...named to MiLB.com's 2010 Twins organizational All-Star team.

2009: Ranked third best prospect and best slider in the Twins system by *Baseball America* entering 2010...also ranked 61st on *Baseball America*'s top 100 pre-2010 rankings.

AMATEUR CAREER: Named to the All-Big 12 honorable mention team in 2007 and 2008 and All-Big 12 first team in 2009...ranked third best prospect in Cape Cod League by *Baseball America* in summer of 2007...tied school record for strikeouts in a season (131) in 2009...went 11-3,

3.21 ERA (106.2 IP, 38 ER) and tossed five complete games in 2009...named *Baseball America* All-American second team in 2009...Golden Spikes Award Semifinalist in 2009...named to USA Baseball Collegiate national team following the 2008 season and led team in wins (5)...earned the win for USA in 1-0 victory over Japan in the 2007 FISU World Championships gold medal game.

PROFESSIONAL: Signed by scout J.R. DiMercurio...originally selected by Philadelphia in the 36th round of the 2006 First-Year Player Draft.

2013

IP: 6, 3x, last 7/23 at LAA
SO: 5, 6/29 vs. KC
Win-Streak: 1, 2x, last 7/14

GIBSON'S GAME HIGHS

Walks: 4, 3x, last 8/9 at CWS
CG: - -
Low-Hit: - -

CAREER

IP: 6, 3x, last 7/23/13 at LAA
SO: 5, 6/29/13 vs. KC
Win-Streak: 1, 2x, last 7/14/13

Walks: 4, 3x, last 8/9/13 at CWS
CG: - -
Low-Hit: - -

GIBSON'S PITCHING RECORD																			
YEAR	CLUB	W-L	ERA	G	GS	CG	SH	SV	IP	H	R	ER	HR	HB	BB	SO	WP	BK	BAA
2010	Ft. Myers	4-1	1.87	7	7	1	1	0	43.1	33	11	9	2	2	12	40	2	0	.213
	New Britain	7-5	3.68	16	16	1	0	0	93.0	91	39	38	5	4	22	77	3	0	.259
	Rochester	0-0	1.72	3	3	0	0	0	15.2	12	5	3	0	1	5	9	1	0	.214
2011	Rochester	3-8	4.81	18	18	0	0	0	95.1	109	57	51	11	1	27	91	5	0	.282
2012	GCL Twins	0-0	2.45	9	7	0	0	0	14.2	9	4	4	1	0	4	16	1	0	.176
	Ft. Myers	0-0	2.57	2	2	0	0	0	7.0	6	2	2	1	1	1	7	0	0	.231
	Rochester	0-2	9.45	2	2	0	0	0	6.2	11	7	7	1	0	1	10	0	0	.367
2013	Rochester	7-5	2.92	17	17	2	2	0	101.2	85	36	33	5	0	33	87	3	0	.227
	MINNESOTA	2-4	6.53	10	10	0	0	0	51.0	69	38	37	7	5	20	29	4	0	.327
Minor League Totals		21-21	3.51	74	72	4	3	0	377.1	356	161	147	26	9	105	337	15	0	.249
Major League Totals		2-4	6.53	10	10	0	0	0	51.0	69	38	37	7	5	20	29	4	0	.327

GIBSON'S CAREER FIELDING RECORD								
POSITION	PCT	G	PO	A	E	TC	DP	PB
Pitcher	1.000	10	1	4	0	5	1	—

GIBSON'S DAY-BY-DAY										
Date	Opp.	Dec.	IP	H	R	ER	HR	BB	SO	IR/IRS
June 29	KC	W(1-0)	6.0	8	2	2	0	0	5	--
JUNE TOTALS			1-0	6.0	8	2	0	0	5	3.00 ERA
July 4	NYN	L(1-1)	5.1	11	8	8	0	1	2	--
July 9	@TB	L(1-2)	6.0	4	4	4	0	4	3	--
July 14	@NYN	W(2-2)	5.0	5	3	2	0	4	1	--
PRE-ASG TOTALS			2-2	22.1	28	17	16	0	9	6.45 ERA
July 23	@LAA	ND	6.0	5	2	2	2	1	4	--
July 28	@SEA	L(2-3)	5.0	7	5	5	2	1	3	--
JULY TOTALS			1-3	27.1	32	22	21	4	13	6.91 ERA
August 3	HOU	ND	3.0	9	4	4	1	1	2	--
August 9(1)	@CWS	ND	5.2	4	3	3	2	4	4	--
August 14	CLE	ND	5.1	6	3	3	0	2	3	--
August 19	NYM	L(2-4)	3.2	10	4	4	0	2	2	--
AUGUST TOTALS			0-1	17.2	29	14	14	3	11	7.13 ERA
POST-ASG TOTALS			0-2	28.2	41	21	21	7	18	6.59 ERA
SEASON TOTALS			2-4	51.0	69	38	37	7	29	6.53 ERA



ERIC FRYER

CATCHER

54

HEIGHT/WEIGHT: 6-2/215
BORN: 8/26/85 in Columbus, OH
RESIDES: Reynoldsburg, OH

BATS/THROWS: R/R
AGE: 28

ACQUIRED: Signed as minor league free agent, 11/10/12

M.L. SERVICE: 107 days

CONTRACT STATUS: Signed thru 2013

2013 PLAYERS

PERSONAL: Eric Joseph Fryer...wife Alison...sons Caleb (8/3/10) and Noah (12/20/12)...2004 graduate of Reynoldsburg (OH) High School where he was a member of the varsity baseball team for four years and a four-time All-League, three-time All-District and All-State selection as a senior...played basketball for two years in high school...was a member of the National Honor Society at Reynoldsburg High School...played baseball for three seasons at Ohio State University from 2005-07...received his Bachelors of Science Degree in Education with an emphasis in Sports Management from Ohio State in 2010.

2013:

- Was an invite to Twins spring training and reassigned to minor league camp Mach 17; reported to Triple-A Rochester.
- Hit first career grand slam May 17 vs. Durham.
- 18 of his 43 hits (42%) in the regular season went for extra bases (11 doubles, 2 triples, 5 home runs).
- Red Wings went 36-22 when he started at catcher.
- Had contact purchased by Minnesota September 6.
- Made Twins debut as a defensive replacement September 11 vs. Oakland and homered in first plate appearance, becoming the sixth Twin to do so, first since 2011 (Luke Hughes).
- Hit safely in five of six games with the Twins and drove in a run four of those.

2012: Was an invite to Pirates spring training...started season with Triple-A Indianapolis and was Indians Opening Day starter behind the plate, going 1-for-3 with a double April 6 at Toledo...had contract selected by Pittsburgh June 26...made Pirates debut as pinch-runner July 1 and also played the final inning in left field...was first career major league appearance in the outfield...played in four games, going 1-for-3 as pinch hitter, before being optioned back to Triple-A July 7...batted .391 (9-for-23) in 13 July games for Indianapolis...recalled by Pittsburgh September 1 and played in two games for the Pirates to finish the season.

2011: Began season with Double-A Altoona (Pittsburgh)...batted .417 (25-for-60) with three home runs and 10 RBI in 21 May games...batted .345 (39-for-113) in 37 games with the Curve...promoted to Triple-A Indianapolis May 30...batted .262 (17-for-65) in 21 games for the Indians before being selected by Pittsburgh June 24...made major league debut as starting catcher June 26 vs. Boston, going 0-for-3 with a walk...recorded first major league hit, singling off John Lannan July 2 at Washington (Game 2)...recorded first career multi-hit game July 17 at Houston...optioned to Indianapolis August 2 after Ryan Doumit was reinstated from the disabled list...batted .272 (70-for-257) with nine doubles, three triples, seven home runs and 27 RBI in 85 games between Double-A Altoona and Triple-A Indianapolis.

2010: Spent a majority of the season with Single-A Bradenton...batted .317 (26-for-82) in May...suffered a high left ankle sprain June 6 and did not return to action until June 22...placed on the disabled list with a left eye socket fracture after being hit in the head by a pitch July 2...had three-game rehab assignment with GCL Pirates July 26-28 before being recalled from rehab and reinstated from the disabled list July 29...recorded season-high four hits August 20 at Jupiter...batted .385 (25-for-65) in 20 August games...batted .340 (32-for-94) with runners in scoring position.

2009: Started season with Single-A Tampa (Yankees), making 55 appearances in left field, five appearances (2 starts) at catcher and one start in right field...batted .311 (14-for-45) in his first 12 games...hit safely in each of his last eight games with Tampa and in 12 of his last 13...acquired by Pittsburgh June 29 and was assigned to Single-A Lynchburg where he made all 37 defensive appearances behind the plate.

2008: Spent season with Single-A West Virginia...batted .363 (33-for-91) in 26 June games, .348 (39-for-112) in 28 July games and .339 (37-for-109) in 28 August games...batted .361 (99-for-274) in final 71 games...won South Atlantic League batting title and led the league in on-base percentage (.408)...ranked third in the league in slugging percentage (.506)...named to SAL postseason All-Star team.

2007: Began professional career with Rookie Helena (Brewers)...made 33 appearances as catcher and 10 as the designated hitter...hit first professional home run June 28 at Missoula.

AMATEUR CAREER: Played at Ohio State University from 2005-07...batted .338 (205-for-606) with 36 doubles, seven triples, 10 home runs, 126 RBI and 118 runs scored in 172 career games at OSU...batted .368 (78-for-212) in 58 games as a sophomore in 2006...led the Buckeyes in doubles (16), ranked second in RBI (50), third in hits (74) and tied for fifth in batting average (.322) as a junior in 2007...earned second team All-Big Ten honors in 2006 and 2007 and was an All-Mideast Region selection in 2006.

PROFESSIONAL: Milwaukee's 10th round pick in the 2007 First-Year Player Draft...signed by scout Mike Farrell.

2013

Hits: 1, 5x, last 9/29 vs. CLE

RBI: 1, 4x, last 9/29 vs. CLE

Hit-Streak: 4, 9/18-29

HR: 1, 9/11 vs. OAK

Grand Slams: --

SB: --

FRYER'S GAME HIGHS

Hits: 2, 2x, last 7/24/11 vs. STL

RBI: 1, 4x, last 9/29/13 vs. CLE

Hit-Streak: 4, 9/18-29/13

CAREER

HR: 1, 9/11/13 vs. OAK

Grand Slams: --

SB: 1, 7/24/11 vs. STL

FRYER'S BATTING RECORD

YEAR	CLUB	AVG	G	AB	R	H	2B	3B	HR	RBI	SH	SF	HB	BB	SO	SB	CS	E	OBP
2007	Helena	.209	43	139	25	29	7	0	3	19	1	1	2	14	28	4	3	5	.288
2008	West Virginia	.335	104	385	76	129	26	5	10	63	0	3	6	43	74	15	3	14	.407
2009	Tampa	.250	59	224	34	56	11	2	2	24	0	2	2	27	43	11	5	4	.333
	Lynchburg	.242	47	157	22	38	11	0	3	14	1	0	7	22	25	0	0	3	.360
2010	GCL Pirates	.143	3	7	1	1	0	0	0	0	0	0	0	5	0	1	0	0	.500
	Bradenton	.300	83	287	53	86	16	5	8	48	2	3	8	37	64	10	1	6	.391
2011	Altoona	.345	37	113	24	39	4	2	5	16	3	1	1	16	21	1	0	2	.427
	Indianapolis	.203	38	118	16	24	5	1	2	11	2	0	2	21	30	3	0	3	.333
	PITTSBURGH	.269	10	26	5	7	0	0	0	0	0	0	0	3	7	1	1	1	.345
2012	Indianapolis	.204	65	162	14	33	7	0	0	10	1	1	2	10	38	1	0	2	.257
	PITTSBURGH	.250	6	4	0	1	0	0	0	0	0	0	0	1	1	0	0	0	.400
2013	Rochester	.215	65	200	32	43	11	2	5	31	1	3	4	35	47	8	0	3	.339
	MINNESOTA	.385	6	13	2	5	1	0	1	4	0	0	0	3	3	0	0	0	.500
Minor League Totals		.267	544	1792	297	478	98	17	38	236	11	14	34	230	370	54	12	42	.358
National League Totals		.267	16	30	5	8	0	0	0	0	0	0	0	4	8	1	1	1	.353
American League Totals		.385	6	13	2	5	1	0	1	4	0	0	0	3	3	0	0	0	.500
Major League Totals		.302	22	43	7	13	1	0	1	4	0	0	0	7	11	1	1	1	.400

FRYER'S CAREER FIELDING RECORD

POSITION	PCT	G	PO	A	E	TC	DP	PB
Catcher	.987	13	70	7	1	78	0	0
Outfield		2	0	0	0	0	0	—
Totals	.987	15	70	7	1	78	0	0



LIAM HENDRIKS

RIGHT-HANDED PITCHER

62

HEIGHT/WEIGHT: 6-1/205

BORN: 2/10/89 in Perth, Australia

RESIDES: Perth, Australia

ACQUIRED: Signed as non-drafted free agent, 2/25/07

M.L. SERVICE: 1 year, 2 days

CONTRACT STATUS: Signed thru 2013

BATS/THROWS: R/R

AGE: 24

PERSONAL: Liam Johnson Hendriks...attended Sacred Heart College in Australia.

2013:

- Made Twins Opening Day roster for the second time in career.
- Made two starts for the Twins, going 0-1, 4.66 ERA (9.2 IP, 5 ER) with one walk and five strikeouts and was optioned to Triple-A Rochester April 13 when the Twins activated Scott Diamond from the 15-day disabled list.
- Tossed a complete game June 30 at Syracuse, allowing two runs on six hits with one walk and four strikeouts in 8.0 innings, but was dealt the loss.
- Went 1-1, 3.26 ERA (19.1 IP, 7 ER) with three walks and 15 strikeouts in three August starts before being recalled by Minnesota August 24.
- Earned second career win August 30 at Texas, allowing two runs (1 earned) on five hits in 6.0 innings pitched, his 25th major league start.
- Made relief appearance September 21 at Oakland, throwing 102 pitches, fifth most in a relief appearance in Twins history.
- Made second relief appearance September 27 vs. Cleveland, striking out eight batters, the most for a Twins pitcher in 2013, also tied for third most in a relief appearance in Twins history.

2012: Made Twins Opening Day roster for first time in career...replaced Scott Baker (elbow) in Twins rotation and made first start April 15 vs. Texas, allowing one run on seven hits in 6.0 innings with no walks and four strikeouts...made four starts for Twins, going 0-2, 9.00 (18.0 IP, 18 ER) before being optioned to Triple-A Rochester May 7...named International League Pitcher of the Week June 4-10 after going 2-0, 0.00 (15.2 IP) with seven hits allowed, three walks and 18 strikeouts...pitched 7.0-inning complete game shutout June 4 vs. Columbus, then followed it up with 8.2 shutout innings and 10 strikeouts June 9 at Indianapolis...went 5-0, 1.94 (46.1 IP, 10 ER) with 42 strikeouts, 13 walks and one complete game in seven starts for Red Wings...recalled by Twins June 16...made four starts for Twins and was optioned back to Rochester July 3...posted 23.0-inning scoreless streak at Rochester June 4-July 13...suffered first Triple-A loss of the season while at Rochester July 23 at Durham after winning first seven decisions...pitched 7.0-plus innings with two-or-fewer runs allowed in 10 of 16 starts for Red Wings...recalled by Twins August 21...was 9-3, 2.20 (106.1 IP, 26 ER) in 16 starts for Wings at the time of recall...tied for first on the club in wins (9), first in innings pitched (106.1) and second in strikeouts (82)...pitched first major league career complete game, allowing one run on three hits and a season-high six strikeouts but was dealt the loss August 27 vs. Seattle; Felix Hernandez pitched a complete game shutout for Mariners...earned first major league win allowing two runs on two hits in 6.0 innings with two walks and two strikeouts September 19 at Cleveland; the win snapped his streak of 17 consecutive starts without a victory, tying Tampa Bay's Jason Hammel (2006-07) and the Mets Craig Anderson (1962-64) for third most all-time...became one of 16 Australian-born pitchers to win a major league game...ranked second in entire Twins organization in starts (32) and innings pitched (191.2).

2011: Started season with Double-A New Britain...named Twins minor league Player of the Week June 4-10 after going 2-0, 0.69 (13.0 IP, 1 ER) with 12 hits allowed, one walk and 10 strikeouts in two starts...selected to pitch for World Team in XM Futures Game July 10 at Chase Field in Arizona, allowing one run on two hits in 1.0 inning pitched...voted by fans as Eastern League All-Star...promoted to Rochester July 19...had contract selected by Twins September 6...became ninth Australian-born player to get the call-up to the majors in 2011, the most Australians to make it to the big leagues in a single season (previous high of eight in 2008)...made first career start September 6 vs. Chicago-AL and became first Australian player since July 1, 2004 (Travis Blackley, Mariners) to make MLB debut as a starting pitcher...despite suffering the loss, pitched 7.0 innings, allowing three runs on four hits with four strikeouts and three walks...became 28th Australian-born player and 20th pitcher to ever play in the major leagues...combined to go 12-6, 3.36 (139.1 IP, 52 ER) with 111 strikeouts and 21 walks in 25 games (24 starts) between Triple-A Rochester and Double-A New Britain...combined to go 12-8, 3.76 (162.2 IP, 68 ER) with 127 strikeouts and 27 walks in 29 games (28 starts) between both minor league teams and the Twins...led Twins organization in strikeouts (127) and ranked second in wins (12)...ranked second among all Twins minor leaguers in strikeouts (111), fifth in innings pitched (139.1) and seventh in starts (24)...named 10th annual Jim Rantz Award recipient as Twins minor league Pitcher of the Year...named as the right-handed starting pitcher on MiLB.com's 2011 Twins organizational All-Star team...ranked seventh best prospect in the Twins organization and best control among Twins minor leaguers by *Baseball America* following the season.

2010: Started season at Single-A Beloit...did not allow a run in first three starts (17.0 innings), and allowed just two runs over first five starts (28.0 innings)...named Midwest League Player of the Week April 8...promoted to Single-A Ft. Myers May 10...named to 2010 Futures All-Star Game, but did not pitch due to appendectomy surgery (July 4-August 18)...ranked by *Baseball America* as 14th best prospect in Florida State League...named sixth best prospect in the Twins organization and best control by *Baseball America*...pitched in Australian Baseball League in offseason...threw 26.1 innings over eight appearances (6 starts).

2009: Made three starts for Rookie Elizabethton before being promoted to Single-A Beloit July 8...allowed just four earned runs in first three starts (18.1 IP), posting a 1.96 ERA...pitched in World Baseball Classic for Team Australia...pitched two games out of bullpen vs. Team Mexico.

2008: Spent entire year on disabled list with a nerve injury.

2007: Started professional career with Gulf Coast League Twins...made 10 starts, including five starts without allowing a run...struck out a season-high 11 batters in 6.0 scoreless innings August 18.

PROFESSIONAL: Signed by Twins scout Howard Norsetter.

IP: 6.1, 8/9 at CWS
SO: 8, 9/27 vs. CLE
Win-Streak: 1, 8/30

2013

Walks: 3, 2x, last 9/16 at CWS
CG: - -
Low-Hit: - -

HENDRIKS' GAME HIGHS

IP: 9.0, 8/27/12 vs. SEA
SO: 8, 9/27/13 vs. CLE
Win-Streak: 1, 2x, last 8/30/13

CAREER

Walks: 4, 7/2/12 at DET
CG: 1, 8/27/12 vs. SEA
Low-Hit: 3, 8/27/12 vs. SEA

HENDRIKS' PITCHING RECORD

YEAR	CLUB	W-L	ERA	G	GS	CG	SH	SV	IP	H	R	ER	HR	HB	BB	SO	WP	BK	BAA
2007	GCL Twins	4-2	2.05	10	10	0	0	0	44.0	41	14	10	2	1	11	52	0	0	.241
2008		INJURED - DID NOT PLAY																	
2009	Elizabethhton	2-0	3.71	3	3	0	0	0	17.0	19	8	7	0	0	1	13	0	0	.271
	Beloit	3-5	3.51	11	11	0	0	0	66.2	73	34	26	3	2	15	62	5	1	.278
2010	Beloit	2-1	1.32	6	6	0	0	0	34.0	16	6	5	0	1	4	39	2	0	.138
	Ft. Myers	6-3	1.93	13	12	1	0	0	74.2	63	20	16	2	1	8	66	3	0	.225
2011	New Britain	8-2	2.70	16	15	2	0	0	90.0	85	30	27	5	3	18	81	0	0	.248
	Rochester	4-4	4.56	9	9	0	0	0	49.1	52	26	25	0	2	3	30	1	1	.277
	MINNESOTA	0-2	6.17	4	4	0	0	0	23.1	29	16	16	3	0	6	16	1	0	.312
2012	Rochester	9-3	2.20	16	16	1	1	0	106.1	76	28	26	5	1	28	82	3	0	.201
	MINNESOTA	1-8	5.59	16	16	1	0	0	85.1	106	61	53	17	4	26	50	4	0	.305
2013	Rochester	4-8	4.67	16	16	1	0	0	98.1	115	56	51	9	3	15	62	2	0	.294
	MINNESOTA	1-3	6.85	10	8	0	0	0	47.1	67	39	36	10	3	14	34	1	0	.327
Minor League Totals		42-28	2.99	100	98	5	1	0	580.1	540	222	193	26	14	103	487	16	2	.245
Major League Totals		2-13	6.06	30	28	1	0	0	156.0	202	116	105	30	7	46	100	6	0	.313

HENDRIKS' CAREER FIELDING RECORD

POSITION	PCT	G	PO	A	E	TC	DP	PB
Pitcher	1.000	30	10	17	0	27	1	—

HENDRIKS' BATTING RECORD

BATTING	AVG	AB	R	H	2B	3B	HR	RBI	SH	SF	HB	BB	SO	SB	CS	OBP
Career	.000	2	0	0	0	0	0	0	0	0	0	0	1	0	0	.000

HENDRIKS' WORLD BASEBALL CLASSIC RECORD

YEAR	CLUB	W-L	ERA	G	GS	CG	SH	SV	IP	H	R	ER	HR	HB	BB	SO	WP	BK	BAA
2009	Australia	0-0	10.80	2	0	0	0	0	1.2	3	2	2	0	0	1	1	0	0	.375

HENDRIKS' DAY-BY-DAY

Date	Opp.	Dec.	IP	H	R	ER	HR	BB	SO	IR/IRS
April 5	@BAL	ND	4.2	8	4	4	0	1	1	--
April 10	@KC	L(0-1)	5.0	4	1	1	1	0	4	--
APRIL TOTALS		0-1-0	9.2	12	5	5	1	1	5	4.66 ERA
PRE-ASG TOTALS		0-1-0	9.2	12	5	5	1	1	5	4.66 ERA
August 9(2)	@CWS	ND	6.1	7	2	2	2	1	3	--
August 24	@CLE	L(0-2)	4.1	7	7	7	2	1	0	--
August 30	@TEX	W(1-2)	6.0	5	2	1	1	3	2	--
AUGUST TOTALS		1-1-0	16.2	19	11	10	5	5	5	5.40 ERA
Sept. 4	@HOU	ND	4.1	8	5	3	0	2	3	--
Sept. 10	OAK	ND	5.1	7	3	3	1	0	6	--
Sept. 16	@CWS	L(1-3)	0.2	5	7	7	0	3	0	--
Sept. 21	@OAK	ND	6.0	8	3	3	2	1	7	0/0
Sept. 27	CLE	ND	4.2	8	5	5	1	2	8	0/0
SEPTEMBER TOTALS		0-1-0	21.0	36	23	21	4	8	24	9.00 ERA
POST-ASG TOTALS		1-2-0	37.2	55	34	31	9	13	29	7.41 ERA
SEASON TOTALS		1-3-0	47.1	67	39	36	10	14	34	6.85 ERA



PEDRO HERNANDEZ 60

LEFT-HANDED PITCHER

HEIGHT/WEIGHT: 5-10/208 BATS/THROWS: L/L
 BORN: 4/12/89 in Barquisimeto, Venezuela AGE: 24
 RESIDES: Barquisimeto, Venezuela
 ACQUIRED: Trade with Chicago-AL, 7/28/12
 M.L. SERVICE: 78 days
 CONTRACT STATUS: Signed thru 2013

PERSONAL: Pedro Michel Hernandez...wife Jackie...daughter Bianca Glennis (7/28/12).

2013:

- Started the season on the Triple-A Rochester roster but did not appear before their season started, due to recall by Minnesota April 7.
- Recorded his first major league win April 27 vs. Texas, tossing 5.0 shutout innings with five hits allowed, one walk and three strikeouts.
- Appeared in eight games (5 starts) for the Twins, before being optioned to Triple-A Rochester May 20.
- Appeared in eight games (7 starts) for the Red Wings, before being recalled by Minnesota June 23...made the start that day at Cleveland, earning the win as the Twins placed Mike Pelfrey on the 15-day disabled list...optioned back to Rochester after the game.
- Placed on 7-day disabled list July 11 with a left forearm strain...made two appearances on rehab assignment with GCL Twins and reinstated August 19...had option transferred to Double-A New Britain and went 1-0, 0.82 ERA (11.0 IP, 1 ER) in two starts.
- Recalled by Minnesota for last time August 30 and made five starts to finish the season.

2012: Started season with Double-A Birmingham (Chicago-AL)...won seven straight decisions April 14-May 31, including a record of 5-0, 2.08 (39.0 IP, 9 ER) with 21 strikeouts in six May starts...spent two stints on the 7-day disabled list with a left ribcage contusion April 15-27 and June 6-25 with a left shoulder strain...promoted to Triple-A Charlotte July 6...recalled by the White Sox July 18 and made major league debut in a start July 18 at Boston, allowing eight runs on 12 hits in 4.0 innings and was dealt the loss...optioned back to Charlotte July 18...acquired by Minnesota along with infielder Eduardo Escobar in exchange for pitcher Francisco Liriano July 28; assigned to Triple-A Rochester...made four starts for the Red Wings, going 0-2, 5.19 (17.1 IP, 10 ER) with 11 strikeouts and one walk...placed on 7-day disabled list with left rotator cuff strain August 23, ending his season.

2011: Began season with Single-A Lake Elsinore (San Diego), going 5-0, 2.70 (56.2 IP, 17 ER) with 66 strikeouts in 15 games (6 starts)...named to the California League All-Star team...went 2-0, 1.90 (23.2 IP, 5 ER) in nine relief appearance and 3-0, 3.27 (33.0 IP, 12 ER) in six starts for the Storm...combined to go 10-3, 3.49 (116.0 IP, 45 ER) with 94 strikeouts in 28 games (18 starts) between all three levels...acquired by the White Sox along with pitcher Simon Castro for outfielder Carlos Quentin December 31.

2010: Spent entire season with Single-A Ft. Wayne, going 4-3, 4.04 (100.1 IP, 45 ER) with 79 strikeouts in 29 games (13 starts)...went 3-0, 3.39 (61.0 IP, 23 ER) in 13 starts and 1-3, 5.03 (39.1 IP, 22 ER) in 16 relief appearances.

2009: Split season between Rookie Peoria and Single-A Eugene, going 4-2, 6.52 (49.2 IP, 36 ER) with 46 strikeouts in 13 games (9 starts).

2008: Spent season with DSL Padres and went 7-2, 1.42 (63.1 IP, 10 ER) with 74 strikeouts in 14 games (8 starts)...went 5-1, 0.82 (43.2 IP, 4 ER) as a starter...held left-handed batters to a .185 (5-for-27) average and right-handers to a .220 (45-for-205) average.

2007: Made professional debut with the DSL Padres, going 0-1, 2.03 (13.1 IP, 3 ER) in nine games.

PROFESSIONAL: Signed by San Diego as a free agent November 1, 2006; signed by Yfrain Linares.

2013

HERNANDEZ'S GAME HIGHS

CAREER

IP: 6.0, 9/3 at HOU
 SO: 4, 5/13 vs. CWS
 Win-Streak: 2, 4/27-5/13

Walks: 6, 6/23 at CLE
 CG: --
 Low-Hit: --

IP: 6.0, 9/3/13 at HOU
 SO: 4, 5/13/13 vs. CWS
 Win-Streak: 2, 4/27-5/13/13

Walks: 6, 6/23/13 at CLE
 CG: --
 Low-Hit: --

HERNANDEZ'S PLAYING RECORD																			
YEAR	CLUB	W-L	ERA	G	GS	CG	SH	SV	IP	H	R	ER	HR	HB	BB	SO	WP	BK	BAA
2007	DSL Padres	0-1	2.03	9	0	0	0	1	13.1	12	6	3	1	2	4	13	0	1	.245
2008	DSL Padres	7-2	1.42	14	8	0	0	0	63.1	50	21	10	2	2	6	74	2	0	.216
2009	Peoria	4-0	3.78	7	5	0	0	0	33.1	33	15	14	2	1	4	31	1	2	.260
	Eugene	0-2	9.92	6	4	0	0	0	16.1	31	21	18	4	2	4	15	3	2	.408
2010	Fort Wayne	4-3	4.04	29	13	0	0	0	100.1	122	62	45	6	7	17	79	2	1	.295
2011	Lake Elsinore	5-0	2.70	15	6	0	0	0	56.2	52	19	17	3	0	6	44	0	0	.239
	Tucson	2-1	6.00	4	4	0	0	0	18.0	28	17	12	3	0	6	7	0	0	.364
	San Antonio	3-2	3.48	9	8	0	0	0	41.1	39	17	16	4	0	10	43	0	0	.245
2012	Birmingham	7-2	2.75	12	12	0	0	0	68.2	68	21	21	6	0	18	37	0	1	.260
	Charlotte	1-0	3.71	3	2	0	0	0	17.0	18	8	7	1	0	3	17	0	0	.281
	CHICAGO-AL	0-1	18.00	1	1	0	0	0	4.0	12	8	8	3	0	1	2	0	0	.500
	Rochester	0-2	5.19	4	4	0	0	0	17.1	25	10	10	1	0	1	11	1	0	.342
2013	GCL Twins	0-1	2.57	2	1	0	0	0	7.0	8	2	2	0	0	0	6	1	0	.308
	New Britain	1-0	0.82	2	2	0	0	0	11.0	9	1	1	0	0	3	6	0	0	.209
	Rochester	2-2	4.50	8	7	1	0	0	46.0	53	28	23	8	1	12	33	0	0	.290
	MINNESOTA	3-3	6.83	14	12	0	0	0	56.2	80	43	43	10	0	23	29	1	1	.338
Minor League Totals		36-18	3.51	124	76	1	0	1	509.2	548	248	199	41	15	94	416	10	7	.274
Major League Totals		3-4	7.57	15	13	0	0	0	60.2	92	51	51	13	0	24	31	1	1	.352

HERNANDEZ'S CAREER FIELDING RECORD								
POSITION	PCT	G	PO	A	E	TC	DP	PB
Pitcher	1.000	15	1	11	0	12	0	—

HERNANDEZ'S DAY-BY-DAY										
Date	Opp.	Dec.	IP	H	R	ER	HR	BB	SO	IR/IRS
April 7	@BAL	ND	5.0	4	3	3	1	3	3	--
April 12	NYM	ND	4.1	4	1	1	1	0	1	3/3
April 23(2)	MIA	ND	1.0	1	0	0	0	0	0	0/0
April 27	TEX	W(1-0)	5.0	5	0	0	0	1	3	--
APRIL TOTALS		1-0-0	15.1	14	4	4	2	4	7	2.35 ERA
May 3	@CLE	ND	5.1	8	5	5	1	4	2	--
May 8	@BOS	ND	2.0	7	6	6	2	1	2	--
May 13	CWS	W(2-0)	5.1	6	3	3	0	0	4	--
May 19	BOS	L(2-1)	4.1	9	3	3	1	1	2	--
MAY TOTALS		1-1-0	17.0	30	17	17	4	6	10	9.00
June 23	@CLE	W(3-1)	5.0	3	2	2	0	6	2	--
JUNE TOTALS		1-0-0	5.0	3	2	2	0	6	2	3.60 ERA
PRE-ASG TOTALS		3-1-0	37.1	47	23	23	6	16	19	5.54 ERA
Sept. 3	@HOU	ND	6.0	6	2	2	1	0	3	--
Sept. 9	LAA	ND	4.2	8	3	3	0	1	3	--
Sept. 15	TB	ND	5.0	4	3	3	2	4	2	--
Sept. 21	@OAK	L(3-2)	2.0	8	6	6	1	1	1	--
Sept. 27	CLE	L(3-3)	1.2	7	6	6	0	1	1	--
SEPTEMBER TOTALS		0-2-0	19.1	33	20	20	4	7	10	9.31 ERA
POST-ASG TOTALS		0-2-0	19.1	33	20	20	4	7	10	9.31 ERA
SEASON TOTALS		3-3-0	56.2	80	43	43	10	23	29	6.83 ERA



CHRIS HERRMANN

CATCHER/OUTFIELDER

12

HEIGHT/WEIGHT: 6-0/198

BORN: 11/24/87 in Tomball, TX

RESIDES: Tomball, TX

ACQUIRED: 6th round, 2009 First-Year Player Draft

M.L. SERVICE: 117 days

CONTRACT STATUS: Signed thru 2013

BATS/THROWS: L/R

AGE: 25

PERSONAL: Christopher Herrmann...2006 graduate of Tomball (TX) High School where he was unanimously named as 17-5A First-Team All-District second baseman...attended Alvin (TX) Community College, transferred to the University of Miami as a junior and majored in Sociology.

2013:

- Started the season with Triple-A Rochester.
- Went 4-for-6 with three RBI April 24 at Syracuse.
- Hit safely in season-high 10 straight games May 23-June 20...was recalled by Minnesota in the middle of the streak on May 27, appeared in seven games and was optioned back June 14.
- Recalled by Minnesota July 14.
- Went 3-for-5 with a home run and career-high four RBI July 23 at Los Angeles-AL, which included a 10th inning grand slam — the first of three for the Twins on the season.
- Appeared in 27 games (23 starts) at catcher and 24 games (15 starts) in the outfield.

2012: Started season with Double-A New Britain...recorded back-to-back four-hit games May 21 and 22 vs. Binghamton...named Twins minor league Player of the Week May 25, batting .450 (9-for-20) with three doubles, one home run, three RBI and six runs scored...named to Eastern League All-Star team; was the East team's back-up catcher and went 0-for-2...batted .325 (40-for-123) off left-handed pitching and .259 (95-for-367) off right-handed pitching at New Britain...had contract selected by Twins September 14...made major league debut September 16 vs. Chicago-AL as a defensive replacement and later grounded out in first at-bat...recorded first major league RBI, grounding out September 19 at Cleveland...recorded first major league hit, singling off Cody Eppley in the ninth inning September 26 vs. New York-AL...ranked second in the Twins entire organization in runs scored (91), sixth in at-bats (508), seventh in walks (59) and eighth in hits (136)...ranked as best defensive catcher in the Twins organization by *Baseball America* entering the 2013 season...played for Peoria Javelinas in the Arizona Fall League, playing in just three games before leaving due to inflammation in left shoulder; batted .500 (5-for-10) with one double and two walks while there.

2011: Started season with Single-A Ft. Myers and hit safely in 14 of first 15 games, batting .362 (21-for-58) in that span...struck out just six times in 106 plate appearances (87 at-bats) at Ft. Myers...promoted to Double-A New Britain May 4...led Rock Cats in games caught with 60...played 23 games in outfield...named catcher on MiLB.com's 2011 Twins organizational All-Star team...led Twins "full season" minor leaguers in walks with 79 between both levels...played for Mesa Solar Sox in the Arizona Fall League, batting .380 (19-for-50) with six doubles, two home runs and nine RBI in 15 games...ranked 14th best prospect in Twins organization by *Baseball America* entering 2012.

2010: Spent entire season with Single-A Ft. Myers...finished season fourth on team in doubles (17) and games played (107)...ranked fifth on team in on-base percentage (.310) and RBI (30)...caught 42 games for Miracle, throwing out 21 of 59 (36%) base runners...also made 11 appearances in center field and 52 in left field...named to Florida State League Midseason All-Star team.

2009: Began professional career with Rookie Elizabethton after signing June 19...had 10-game hit-streak, batting .439 (18-for-41) with 13 runs, two homers, four RBI, five walks and four doubles July 7-16...finished fourth in Appalachian League in runs scored (45).

AMATEUR CAREER: Attended Alvin Community College where he was named to the NJCAA Division I All-American team in 2008...named to the JUCO World Series All-Tournament team...honored with the NJCAA Rawlings Big Stick award...transferred to the University of Miami...finished junior year at Miami with team-best .341 batting average...ranked as one of the top hitters in ACC the second half of 2009, hitting .398 over UM's last 30 games...led the 'Canes in batting average, runs scored (59) and on-base percentage (.458) while ranking second in both hits (73) and walks (41)...named NCBWA Pro-Line Athletic national Player of the Week and Atlantic Coast Conference Player of the Week after hitting .769 (10-for-13) with two homers, eight RBI and eight runs in a three-game series sweep at Wake Forest May 14-16.

PROFESSIONAL: Selected by Minnesota in the sixth round of the 2009 First-Year Player Draft; signed by scout Hector Otero...originally selected by Baltimore in the 10th round of the 2008 First-Year Player Draft.

2013

HERRMANN'S GAME HIGHS

CAREER

Hits: 3, 3x, last 8/22 at DET

HR: 1, 4x, last 8/30 at TEX

Hits: 3, 3x, last 8/22/13 at DET

HR: 1, 4x, last 8/30/13 at TEX

RBI: 4, 7/23 at LAA

Grand Slams: 1, 7/23 at LAA

RBI: 4, 7/23/13 at LAA

Grand Slams: 1, 7/23/13 at LAA

Hit-Streak: 3, 9/11-16

SB: - -

Hit-Streak: 3, 9/11-16/13

SB: - -

HERRMANN'S BATTING RECORD

YEAR	CLUB	AVG	G	AB	R	H	2B	3B	HR	RBI	SH	SF	HB	BB	SO	SB	CS	E	OBP
2009	Elizabethton	.297	59	236	45	70	14	1	7	30	1	2	5	33	40	2	2	2	.391
2010	Ft. Myers	.219	107	356	34	78	17	3	2	30	2	2	7	41	74	3	2	5	.310
2011	Ft. Myers	.310	24	87	14	27	5	1	1	16	2	2	0	15	6	1	0	1	.404
	New Britain	.258	97	337	53	87	14	5	7	46	3	0	2	64	68	9	3	7	.380
2012	New Britain	.276	127	490	91	135	25	1	10	61	1	6	1	58	89	2	1	4	.350
	MINNESOTA	.056	7	18	0	1	0	0	0	1	0	0	0	1	5	0	0	0	.105
2013	Rochester	.227	69	247	31	56	9	3	2	22	2	1	1	24	61	3	2	3	.297
	MINNESOTA	.204	57	157	16	32	7	0	4	18	3	0	0	18	49	0	1	2	.286
Minor League Totals		.258	483	1753	268	453	84	14	29	205	11	13	16	235	338	20	10	22	.349
Major League Totals		.189	64	175	16	33	7	0	4	19	3	0	0	19	54	0	1	2	.268

HERRMANN'S CAREER FIELDING RECORD

POSITION	PCT	G	PO	A	E	TC	DP	PB
Catcher	.988	30	145	13	2	160	0	1
Outfield	1.000	26	30	3	0	33	2	—
Totals	.990	56	175	16	2	193	2	1

TWINS MILESTONE WINS

WIN	DATE	OPPONENT	SCORE	WINNING PITCHER
1	April 11, 1961	at New York-AL	6-0	Pedro Ramos
500	August 23, 1966	at Washington	7-0	Jim Kaat
1,000	July 12, 1972	vs. Milwaukee	7-1	Bert Blyleven
1,500	August 17, 1978	vs. Kansas City	6-5	Roger Erickson
2,000	September 25, 1985	at Texas	5-1	Bert Blyleven
2,500	September 28, 1991	at Toronto	5-0	Jack Morris
3,000	May 4, 1999	vs. New York-AL	8-4	Mike Lincoln
3,500	May 7, 2005	at Tampa Bay	8-1	Kyle Lohse
4,000	September 12, 2010	at Cleveland	6-2	Kevin Slowey



AARON HICKS

OUTFIELDER

32

HEIGHT/WEIGHT: 6-2/190

BORN: 10/2/89 in San Pedro, CA

RESIDES: Long Beach, CA

BATS/THROWS: S/R

AGE: 23

ACQUIRED: 1st round (14th overall), 2008 First-Year Player Draft

M.L. SERVICE: 124 days

CONTRACT STATUS: Signed thru 2013

PERSONAL: Aaron Michael Hicks...2008 graduate of Woodrow Wilson High School in Long Beach, CA...played in the 2007 AFLAC All-American High School Baseball Classic...named to the *Baseball America* All-American second team in 2008...is a product of Major League Baseball's Urban Youth Academy in Compton, CA.

2013:

- Made the Twins Opening Day roster for the first time in career, leading off and playing centerfield April 3 vs. Detroit, going 0-for-4 with a walk; became the fourth different Twin to make his major league debut as the Opening Day leadoff hitter, joining Sergio Ferrer April 5, 1974; Hosken Powell April 5, 1978; and Jim Eisenreich April 6, 1982.
- Recorded first major league hit and RBI April 4 vs. Detroit, hitting a two-run single in the eighth inning off Brayan Villarreal.
- Recorded first career extra-base hit with a double April 27 vs. Texas.
- Reached base safely in 10 straight games April 15-28.
- Recorded first multi-homer game May 13 vs. Chicago-AL...according to Elias, he became the first Twins rookie to homer in back-to-back plate appearances in one game since Corey Koskie went deep in consecutive trips April 15, 1999 at Tiger Stadium.
- First career three-hit game May 22 at Atlanta.
- Homered in consecutive games May 28 and 30 vs. Milwaukee.
- Placed on the 15-day disabled list June 10 with a left hamstring strain...played six games on rehab assignment with Triple-A Rochester and reinstated July 2.
- Hit .400 (10-for-25) with eight runs scored in first seven games back from the DL, including his first career four-hit game July 8 at Tampa Bay.
- Optioned to Triple-A Rochester August 1...at time of option led AL rookies in runs (37) and tied for first in stolen bases (9)...had nine outfield assists, which ranked first among all AL players.
- Placed on 7-day disabled list August 13 with a right heel bruise, reinstated August 20.
- Despite playing 81 games, still finished tied for first among AL rookies in outfield assists (9), which also led the club...also, among AL rookies, was tied for fifth in home runs (8), tied for sixth in walks (24), eighth in runs scored (37) and tied for 10th in doubles (11).

2012: Spent entire season with Double-A New Britain...named Twins minor league Player of the Week July 6, batting .381 (8-for-21) with one double, one home run, two RBI and six runs scored in six games...set New Britain single-season record in runs scored (100) and triples (11)...led Eastern League in runs scored, triples and walks (79)...had season-high with five hits July 25 vs. Binghamton...recorded 33 multi-hit games...batted .318 (35-for-110) with a .433 on-base percentage in 30 July games and .319 (36-for-113) with a .402 on-base percentage in 28 August games...ranked first among Twins minor leaguers in runs scored and stolen bases (32), second in triples (11) and walks (79), fourth in total bases (217), and fifth in hits (135)...named to Eastern League postseason All-Star team...named outfielder on MiLB.com Twins organizational All-star team...ranked eighth best prospect in Eastern League by *Baseball America* and named to the *Baseball America* Double-A All-Star team...ranked fifth best prospect, best strike zone discipline, best defensive outfielder and best outfield arm in the Twins system by *Baseball America* entering the 2013 season...added to Twins 40-man roster in November...played for the Bravos de Margarita in the Venezuelan Winter League, batting .204 (11-for-54) in 16 games.

2011: Spent entire season with Single-A Ft. Myers...ranked fourth best prospect, best defensive outfielder and best outfield arm in the Twins system by *Baseball America*...rated best outfield arm in the Florida State League by *Baseball America*...ranked 18th best prospect in Midwest League by *Baseball America*...played for Mesa Solar Sox in the Arizona Fall League, batting .294 (30-for-102) with 25 runs, eight doubles, five triples, three home runs, 21 RBI and 18 walks in 30 games.

2010: Spent entire season in Single-A Beloit...led team in on-base percentage (.401) and stolen bases (21)...finished second in doubles (27) and triples (6), and third in games played (115) and at-bats (423)...named to 2010 Midwest League All-Star Game...named Twins minor league Player of the Week September 3...ranked fifth best prospect in Midwest League by *Baseball America*...ranked second best prospect, best strike zone discipline, best defensive outfielder and best outfield arm in the Twins system by *Baseball America*...named honorable mention on MiLB.com's 2010 Twins organizational All-Star team.

2009: Finished third on Single-A Beloit in walks (40)...ranked the best prospect in Midwest League by *Baseball America*...ranked top prospect, best strike-zone discipline, best athlete, best defensive outfielder and best outfield arm in the Twins system by *Baseball America* entering 2010.

2008: Led GCL Twins in hits (55), home runs (4), RBI (27), walks (28) and stolen bases (12), and ranked eighth in GCL in average (.318)...named Twins minor league Player of the Week July 25-August, batting .400 with one home run, four runs scored and four RBI...named Rookie Class All-Star by *Baseball America*...named top ranked prospect in GCL by *Baseball America*...GCL Postseason All-Star...ranked top prospect, best strike-zone discipline, best athlete, best defensive outfielder and best outfield arm in the Twins system by *Baseball America* entering the 2009 season.

PROFESSIONAL: Signed by scout John Leavitt.

2013		HICKS' GAME HIGHS				CAREER			
Hits: 4, 7/8 at TB		HR: 2, 5/13 vs. CWS				HR: 2, 5/13/13 vs. CWS			
RBI: 3, 7/14 at NYY		Grand Slams: - -				Grand Slams: - -			
Hit-Streak: 5, 2x, last 6/2-9		SB: 1, 9x, last 7/13 vs. KC				SB: 1, 9x, last 7/13/13 vs. KC			
		Hits: 4, 7/8/13 at TB				Hit-Streak: 5, 2x, last 6/2-9/13			
		RBI: 3, 7/14/13 at NYY							

HICKS' BATTING RECORD																		
YEAR	CLUB	AVG	G	AB	R	H	2B	3B	HR	RBI	SH	SF	HB	BB	SO	SB	CS	E OBP
2008	GCL Twins	.318	45	173	32	55	10	4	4	27	1	2	0	28	32	12	2	2 .409
2009	Beloit	.251	67	251	43	63	15	3	4	29	2	3	1	40	55	10	8	7 .353
2010	Beloit	.279	115	423	86	118	27	6	8	49	4	3	0	88	112	21	11	6 .401
2011	Ft. Myers	.242	122	443	79	107	31	5	5	38	3	3	1	78	110	17	9	8 .354
2012	New Britain	.286	129	472	100	135	21	11	13	61	3	8	1	79	116	32	11	8 .384
2013	Rochester	.222	22	72	7	16	4	2	0	5	0	0	0	10	21	1	0	0 .317
	MINNESOTA	.192	81	281	37	54	11	3	8	27	4	2	2	24	84	9	3	0 .259
Minor League Totals		.269	500	1834	347	494	108	31	34	209	13	19	3	323	446	93	41	31 .376
Major League Totals		.192	81	281	37	54	11	3	8	27	4	2	2	24	84	9	3	0 .259

HICKS' CAREER FIELDING RECORD								
POSITION	PCT	G	PO	A	E	TC	DP	PB
Outfield	1.000	81	214	9	0	223	2	—

TWINS ROOKIES USED			
YEAR	ROOKIES	POS.	PITCHERS
2013:	12	6	6
2012:	15	7	8
2011:	15	8	7
2010:	11	6	5
2009:	10	2	8
2008:	14	7	7
2007:	15	8	7
2006:	11	4	7
2005:	11	5	6
2004:	13	8	5
2003:	12	8	4
2002:	12	7	5
2001:	14	7	7
2000:	16	9	7
1999:	15	8	7

'13 TWINS ROOKIES - GAMES	
1. Oswaldo Arcia.....	83
2. Aaron Hicks	81
3. Chris Herrmann	51
4. Ryan Pressly	49
Caleb Thielbar	
6. Chris Colabello	37
7. Doug Bernier	31
8. Josphil Pinto.....	20
9. Pedro Hernandez.....	14
10. Andrew Albers.....	10
Kyle Gibson	
12. Michael Tonkin.....	9



SHAIRON MARTIS

RIGHT-HANDED PITCHER

64

HEIGHT/WEIGHT: 6-1/225
BORN: 3/30/87 in Willemstad, Curacao
RESIDES: Willemstad, Curacao
ACQUIRED: Signed as minor league free agent, 10/23/12
M.L. SERVICE: 135 days
CONTRACT STATUS: Signed thru 2013

2013 PLAYERS

PERSONAL: Shairon Benjamin Martis (pronounced SHY-ron MAR-tis)...2004 graduate of St. Joseph High School in Willemstad, CW...started playing professional baseball as 17-year-old with San Francisco...became 15th native of the Netherlands Antilles to appear in a major league game, joining Andruw Jones, Jair Jurrjens, Hensley Meulens, Roger Bernadina and Sidney Ponson.

2013:

- Went 0-0, 5.14 ERA (7.0 IP, 7 ER) with three walks and four strikeouts in two relief appearances for Team Netherlands in the WBC.
- Was an invite to Twins Spring Training and reassigned to minor league camp March 17 and reported to Triple-A Rochester.
- Posted a 1.26 ERA (14.1 IP, 2 ER) with four saves in seven July games.
- Converted 10 consecutive save opportunities May 29-August 5...ranked second on the Red Wings in saves, converting 11 of 13 opportunities.
- Had contract purchased by Minnesota September 9.
- Made Twins debut September 11 vs. Oakland, pitching 1.0 scoreless inning of relief, first appearance in the majors since 2009 with Washington.
- Was outrighted to Triple-A Rochester October 2.

2012: Began season with Triple-A Indianapolis (Pittsburgh) after signing as a minor league free agent November 22, 2011...placed on 7-day disabled list with right elbow inflammation April 17-26...transferred to Double-A Altoona April 26...outrighted by Pittsburgh and traded to Minnesota's organization in exchange for cash considerations; reported to Double-A New Britain June 26...promoted to Triple-A Rochester July 18...went 4-3, 5.22 (58.2 IP, 34 ER) in 10 starts for the Red Wings, tossing 7.0-plus innings in four of final seven starts...named to 2013 Netherlands roster for World Baseball Classic.

2011: Spent season with Double-A Harrisburg...went 6-1 in eight starts May 28-July 11...struck out 10 batters on three occasions: June 26 vs. Altoona (8.1 IP), July 11 at Richmond (6.0 IP) and August 10 vs. Richmond (7.0 IP)...tossed a 7.0-inning no-hitter with nine strikeouts August 26 at New Hampshire, earning Eastern League Pitcher of the Week...posted a 1.14 ERA (31.2 IP, 4 ER) in five August starts...pitched nine games (8 starts) for Tiburones de La Guaira in the Venezuelan Winter League, going 2-2, 2.47 (43.2 IP, 12 ER)...granted free agency from Washington November 2...signed with Pittsburgh November 22.

2010: Spent season with Triple-A Syracuse...pitched a 6.0-inning complete game May 27 at Scranton/Wilkes-Barre and again June 17 at Gwinnett, losing both...posted a 3.03 ERA (35.2 IP, 12 ER) in six June starts and a 3.00 ERA (39.0 IP, 13 ER) in six August starts...led Syracuse in wins (8), innings pitched (152.0), starts (27) and strikeouts (99)...tied for first in International League in complete games (2)...pitched four games (1 start) for Navegantes del Magallanes in the Venezuelan Winter League.

2009: Declined invitation to participate in World Baseball Classic for Netherlands...was on Washington's Opening Day roster and was in the starting rotation until the end of June...won first five decisions, becoming the first DC-based rookie in franchise history to do so...recorded first major league hit, singling off Derek Lowe, April 10 at Atlanta...had first career RBI April 27 at Philadelphia...first major league complete game allowing just one run (home run) May 2 vs. St. Louis...optioned to Triple-A Syracuse June 28.

2008: Pitched for Netherlands in 2008 Summer Olympics in Beijing, going 0-2 with a 6.75 ERA...began season with Double-A Harrisburg...promoted to Triple-A Columbus June 21...selected to play in the MLB Futures Game in New York-AL...had contract selected September 1...made major league debut September 4, 2008 at Atlanta, and was second youngest pitcher in the major leagues at 21 years, five months and six days old -- Dodgers Clayton Kershaw was the youngest at 20 years, two months and six days...made debut along with catcher Luke Montz, the first battery to each make their debut in the same game since Colorado's Luther Hackman and Ben Petrick September 1, 1999 vs. Pittsburgh...earned first major league win allowing three runs on five hits in 5.1 innings September 23, 2008 vs. Florida.

2007: Spent season with Single-A Potomac...led Washington minor leaguers in wins (14) and innings pitched (151.0 IP)...led Carolina League in wins (14), tied for fourth in starts (26), tied for sixth in innings pitched (151.0) and tied for 10th in strikeouts (108)...named Washington's sixth best prospect by *Baseball Prospectus*...named Washington's 18th best prospect by *Baseball America* entering the 2008 season.

2006: Pitched in the World Baseball Classic, tossing a 7.0-inning no-hitter with one walk allowed, earning the win, March 10 vs. Panama...started season with Single-A Augusta...acquired by Washington in exchange for pitcher Mike Stanton July 28, 2006 and reported to Single-A Savannah...promoted to Single-A Potomac August 22...promoted to Double-A Harrisburg and made one start.

2005: Spent second professional season with AZL Giants, posting a 1.85 ERA (34.0 IP, 7 ER) in 11 games (5 starts).

2004: Started professional career with DSL Giants, posting a 1.79 ERA (70.1 IP, 14 ER) in 14 games (12 starts).

PROFESSIONAL: Signed by San Francisco as non-drafted free agent February 10, 2004.

IP: 2.1, 9/27 vs. CLE
SO: 2, 2x, last 9/14 vs. TB
Win Streak: --

2013 Walks: 2, 9/14 vs. TB
CG: --
Low-Hit: --

MARTIS' GAME HIGHS

IP: 9.0, 5/2/09 vs. STL
SO: 9, 9/12/08 at FLA
Win Streak: 6, 9/23/08-5/13/09

CAREER

Walks: 5, 2x, last 6/16/09 at NYY
CG: 1, 5/2/09 vs. STL
Low-Hit: 5, 5/2/09 vs. STL

MARTIS' PITCHING RECORD

YEAR	CLUB	W-L	ERA	G	GS	CG	SH	SV	IP	H	R	ER	HR	HB	BB	SO	WP	BK	BAA
2004	DSL Giants	4-3	1.79	14	12	0	0	0	70.1	55	15	14	2	1	17	63	1	0	.221
2005	AZL Giants	2-1	1.85	11	5	0	0	1	34.0	28	10	7	1	1	9	50	3	0	.226
2006	Augusta	6-4	3.64	15	15	0	0	0	76.2	76	39	31	3	4	21	66	3	0	.257
	Savannah	1-1	3.80	4	4	0	0	0	21.1	23	9	9	2	0	4	14	0	1	.184
	Potomac	0-2	3.00	2	2	0	0	0	12.0	9	5	4	0	1	3	7	1	0	.209
	Harrisburg	0-1	12.60	1	1	0	0	0	5.0	8	7	7	4	0	3	1	0	0	.348
2007	Potomac	14-8	4.23	27	26	1	0	0	151.0	150	83	71	9	5	52	108	11	2	.258
2008	Harrisburg	4-4	3.98	14	14	0	0	0	74.2	73	35	33	5	0	28	57	3	0	.258
	Columbus	1-2	3.02	7	7	0	0	0	41.2	42	17	14	2	1	17	42	3	1	.261
	WASHINGTON	1-3	5.66	5	4	0	0	0	20.2	18	14	13	5	0	12	23	1	0	.228
2009	WASHINGTON	5-3	5.25	15	15	1	0	0	85.2	83	52	50	11	4	39	34	3	0	.255
	Syracuse	4-4	4.96	13	13	0	0	0	74.1	90	42	41	9	1	18	40	2	1	.304
2010	Syracuse	8-7	4.09	27	27	2	0	0	152.0	156	73	69	14	2	60	99	2	0	.270
2011	Harrisburg	8-6	3.05	23	23	1	1	0	133.0	123	53	45	9	1	39	146	6	1	.245
2012	Indianapolis	0-0	7.56	4	0	0	0	0	8.1	8	8	7	4	0	4	7	0	0	.229
	Altoona	6-2	4.56	11	8	0	0	0	53.1	45	27	27	7	0	19	30	3	0	.231
	New Britain	1-1	5.68	4	3	0	0	0	19.0	23	13	12	2	0	5	11	1	1	.303
	Rochester	4-3	5.22	10	10	0	0	0	58.2	64	35	34	8	0	17	39	2	0	.276
2013	Rochester	2-4	4.26	42	3	0	0	11	80.1	68	39	38	8	0	31	65	6	0	.227
	MINNESOTA	0-1	5.59	6	0	0	0	0	9.2	6	6	6	3	0	4	7	0	0	.171
Minor League Totals		61-50	4.06	215	161	4	1	12	995.1	986	495	449	87	16	330	782	46	7	.259
National League Totals		6-6	5.33	20	19	1	0	0	106.1	101	66	63	16	4	51	57	4	0	.249
American League Totals		0-1	5.59	6	0	0	0	0	9.2	6	6	6	3	0	4	7	0	0	.171
Major League Totals		6-7	5.35	26	19	1	0	0	116.0	107	72	69	19	4	55	64	4	0	.243

MARTIS' CAREER FIELDING RECORD

POSITION	PCT	G	PO	A	E	TC	DP	PB
Pitching	1.000	26	10	22	0	32	1	—

MARTIS' BATTING RECORD

BATTING	AVG	AB	R	H	2B	3B	HR	RBI	SH	SF	HB	BB	SO	SB	CS	OBP
Career	.161	31	4	5	1	0	0	2	3	0	0	1	8	0	0	.188

MARTIS' WORLD BASEBALL CLASSIC RECORD

YEAR	CLUB	W-L	ERA	G	GS	CG	SH	SV	IP	H	R	ER	HR	HB	BB	SO	WP	BK	BAA
2006	Netherlands	1-0	0.00	1	1	1	1	0	7.0	0	0	0	0	0	1	0	0	0	.000
2013	Netherlands	0-0	5.14	2	0	0	0	0	7.0	7	7	4	1	0	3	4	0	0	.280
WBC Totals		1-0	2.57	3	1	1	1	0	14.0	7	7	4	1	0	4	4	0	0	.152

MARTIS' DAY-BY-DAY

Date	Opp.	Dec.	IP	H	R	ER	HR	BB	SO	IR/IRS
Sept. 11	OAK	ND	1.0	0	0	0	0	0	2	0/0
Sept. 12	OAK	ND	1.0	0	0	0	0	1	1	0/0
Sept. 14	TB	ND	1.2	1	1	1	0	2	2	2/0
Sept. 19	@OAK	L(0-1)	1.2	1	2	2	1	1	1	0/0
Sept. 22	@OAK	ND	2.0	2	2	2	2	0	1	0/0
Sept. 27	CLE	ND	2.1	2	1	1	0	0	0	1/1
SEPTEMBER TOTALS			0-1-0	9.2	6	6	3	4	7	5.59 ERA
POST-ASG TOTALS			0-1-0	9.2	6	6	3	4	7	5.59 ERA
SEASON TOTALS			0-1-0	9.2	6	6	3	4	7	5.59 ERA



DARIN MASTROIANNI 19

OUTFIELDER

HEIGHT/WEIGHT: 5-11/190

BORN: 8/26/85 in Mount Kisco, NY

RESIDES: Huntersville, NC

BATS/THROWS: R/R

AGE: 28

ACQUIRED: Claimed off waivers from Toronto, 2/2/12

M.L. SERVICE: 1 year, 147 days

CONTRACT STATUS: Signed thru 2013

PERSONAL: Darin Paul Mastroianni (pronounced mass-tro-YAH-nee)...2003 graduate of Fox Lane (NY) High School...attended Southern Indiana University and hit .409 (97-for-237) with 13 doubles, seven triples and two home runs in 66 games...stole 64 bases in 67 attempts...in 2007, named first team All-American, North Central Region Player of the Year, first year All-North Central Region, North Central Regional Outstanding Player, North Central Regional All-Tournament, Great Lakes Valley Conference Player of the Year and first team All-GLVC...spent one year at Winthrop (SC) University appearing in only five games in 2005.

2013:

- Made Twins Opening Day roster, the first of his career.
- Placed on 15-day disabled list April 16 with a left ankle stress reaction...transferred to the 60-day disabled list May 22...went on rehab assignment with GCL Twins, Single-A Ft. Myers and Triple-A Rochester July 29-August 5...taken off the disabled list August 15 after missing 106 Twins games and had option transferred to Triple-A Rochester.
- Hit safely in 10 of final 11 games for the Red Wings and was recalled by Minnesota August 30.

2012: Started season with Double-A New Britain and hit just .143 (5-for-35) in nine games before being promoted to Triple-A Rochester April 14...hit safely in 15 of 20 games for Red Wings, including nine multi-hit games...recalled by Twins May 10 when Danny Valencia was optioned...went 2-for-4 with three RBI in second game for Twins, including first major league hit, a two-run single off Carlos Villanueva May 11 vs. Toronto...had first career triple June 8 vs. Chicago-NL...hit first career double June 16 vs. Milwaukee...hit first career home run, a solo shot off Will Ohman, June 27 vs. Chicago-AL...had first career three-hit game and stole three bases July 5 at Detroit...sidelined with a mallet finger on the middle finger of left hand, an injury he suffered sliding into a base September 18 at Cleveland...finished with 21 stolen bases, tying him for second-most among AL rookies in baseball...was successful in 21 of 24 stolen base attempts (87.5%), tying him for sixth best percentage in the AL and third among MLB rookies...stolen base percentage ranked fourth best in club history and highest ever for a rookie.

2011: Started season with Triple-A Las Vegas (Toronto)...transferred from Las Vegas to Double-A New Hampshire on several occasions during season...batted .405 (17-for-42) with four doubles, one triple and seven runs scored in 11 games in June...recalled by Toronto August 24 and made the start in center field that same night vs. Kansas City, going 0-for-2 and being optioned back to Las Vegas following the game...batted .268 with 26 doubles, nine triples, three home runs and 34 stolen bases in 123 games between New Hampshire and Las Vegas...stole his 200th career base in the minor leagues September 3 vs. Salt Lake City.

2010: Spent season with Double-A New Hampshire...selected to Eastern League midseason and postseason All-Star teams...was first in Eastern League in stolen bases (46), tied for first in hits (158), and second in runs scored (101), on-base percentage (.390) and walks (77)...led all Blue Jays minor leaguers in runs, hits and stolen bases...batted .319 against left-handed pitching and .295 against right-handers...added to Jays 40-man roster November 19.

2009: Started season with Single-A Dunedin...named organizational Star of the Month for April after batting .333 (24-for-72) with 18 runs scored and 16 stolen bases in 19 games...named Florida State League Player of the Week June 8-14, batting .452 with five RBI and 11 runs scored...named to FSL midseason All-Star game...transferred to Double-A New Hampshire at midseason...named organizational Star of the Month in August, batting .314 with 16 runs scored and 22 stolen bases...finished season with 70 stolen bases at both levels combined.

2008: Spent entire season with Single-A Lansing...made full-time switch from second base to the outfield defensively.

2007: Made professional debut with Single-A Auburn...named organizational Star of the Month for August, batting .286 with a home run and five RBI.

PROFESSIONAL: Toronto's 16th round pick in the 2007 First-Year Player Draft.

Hits: 3, 9/3 at HOU
RBI: 3, 9/3 at HOU
Hit-Streak: 3, 9/1-3

2013

HR: --
Grand Slams: --
SB: 1, 2x, last 9/1 at TEX

MASTROIANNI'S GAME HIGHS

Hits: 3, 3x, last 9/3/13 at HOU
RBI: 3, 3x, last 9/3/13 at HOU
Hit-Streak: 7, 6/27-7/15/12

CAREER

HR: 1, 3x, last 8/13/12 vs. DET
Grand Slams: --
SB: 3, 7/5/12 at DET

MASTROIANNI'S PLAYING RECORD

YEAR	CLUB	AVG	G	AB	R	H	2B	3B	HR	RBI	SH	SF	HB	BB	SO	SB	CS	E	OBP
2007	Auburn	.287	68	230	50	66	11	4	3	26	0	3	5	36	42	20	10	11	.391
2008	Lansing	.228	95	325	51	74	10	4	3	25	8	1	4	31	77	30	1	4	.302
2009	Dunedin	.325	61	231	55	75	11	2	0	26	2	0	4	37	38	32	7	5	.426
	New Hampshire	.271	70	247	39	67	10	2	1	25	4	1	1	39	45	38	8	0	.372
2010	New Hampshire	.301	132	525	101	158	25	7	4	46	7	5	3	77	96	46	10	3	.390
2011	New Hampshire	.254	44	169	29	43	8	3	1	13	2	3	2	22	24	14	3	2	.342
	Las Vegas	.276	79	319	63	88	18	6	2	23	4	0	1	40	54	20	7	2	.358
	TORONTO	.000	1	2	0	0	0	0	0	0	1	0	0	0	1	0	0	0	.000
2012	New Britain	.143	9	35	6	5	1	0	0	0	1	0	0	4	11	4	1	0	.231
	Rochester	.346	20	78	10	27	2	2	0	11	1	0	1	5	14	10	1	0	.393
	MINNESOTA	.252	77	163	22	41	3	2	3	17	3	1	1	18	45	21	3	3	.328
2013	GCL Twins	.143	3	7	1	1	0	0	0	2	0	1	1	2	1	2	0	1	.364
	Ft. Myers	.400	3	10	4	4	2	0	0	0	0	0	0	2	1	2	0	0	.500
	Rochester	.240	15	50	9	12	1	0	0	5	0	0	3	10	11	4	0	3	.397
	MINNESOTA	.185	30	65	5	12	2	0	0	5	3	1	1	3	23	2	1	0	.229
Minor League Totals		.279	599	2226	418	620	99	30	14	202	29	14	25	305	414	222	48	31	.370
Major League Totals		.230	108	230	27	53	5	2	3	22	7	2	2	21	69	23	4	3	.298

MASTROIANNI'S CAREER FIELDING RECORD

POSITION	PCT	G	PO	A	E	TC	DP	PB
Outfield	.980	90	142	3	3	148	0	—
Second Base	—	2	0	0	0	0	0	—
Totals	.980	92	142	3	3	148	0	—

QUALIFYING NUMBERS

- To qualify for the batting championship, a player must have a minimum of 502 plate appearances or 3.1 plate appearances per number of his team's games.
- To qualify for the ERA title a pitcher must have at least 162.0 innings pitched.
- To qualify for the fielding championship, a player must have the highest percentage at his position and
 - (1) a catcher must have played in at least 81 games.
 - (2) an infielder or outfielder must have played in at least 108 games.
 - (3) a pitcher must have at least 162.0 innings pitched.

JOE MAUER

CATCHER



HEIGHT/WEIGHT: 6-5/231
 BORN: 4/19/83 in St. Paul, MN
 RESIDES: Ft. Myers, FL

BATS/THROWS: L/R
 AGE: 30

ACQUIRED: 1st round (first overall), 2001 First-Year Player Draft
 M.L. SERVICE: 10 years
 CONTRACT STATUS: Signed thru 2018

PERSONAL: Joseph Patrick Mauer...wife Maddie (Bisanz)...twin girls Maren Virginia and Emily Teresa (7/24/13)...2001 graduate of Cretin-Derham Hall (MN) High School where he played baseball, basketball and football...led football team to two straight appearances in the Minnesota Class 5A championship game, winning the state title in 2000...named Gatorade's national Player of the Year, Parade and USA Today Player of the Year, and Reebok/ESPN High School All-American in football...signed letter of intent to play football at Florida State University...was All-State in basketball in junior and senior seasons...tied a national high school baseball record by homering in seven consecutive games...was District V Player of the Year and Gatorade Player of the Year in 2001...was member of Team USA Junior National Team 1998-2000...voted best hitter at the World Tournament in Panama in 2000...became seventh Minnesotan to be selected in first round and first to be selected first overall...donates time and effort in support of Twins Rookie League and R.B.I. programs...is active member of Minnesota Action Team, an expanding national youth volunteer initiative run by the Major League Baseball Players Trust and Volunteers of America...donates time and money in support of renovating and building baseball fields in St. Paul and surrounding areas.

2013:

- Played in the World Baseball Classic with Team USA, hitting .429 (9-for-21) with two doubles, one triple, two RBI and four runs scored in six games.
- Started his ninth Opening Day as catcher April 1 vs. Detroit, going 3-for-4 with a double and a walk.
- Recorded 1,276th career hit April 7 at Baltimore, tying him with Gary Gaetti for sixth on the Twins all-time list...passed Gaetti with his 1,277th April 8 at Kansas City, moving into sole possession of sixth place.
- Recorded 252nd career double April 15 vs. Los Angeles-AL, tying him with Gary Gaetti for seventh on Twins all-time list...passed Gaetti with his 253rd May 5 at Cleveland, moving into sole possession of seventh place.
- Recorded 20th career four-hit game April 15 vs. Los Angeles-AL, recording three RBI...21st career four-hit game the next night April 16 vs. Los Angeles-AL, also with three RBI...it was the second time in his career recording consecutive four-hit games, last being June 26-27, 2006 vs. Los Angeles-NL.
- Went 0-for-21 from April 23-30, the longest hitless stretch of his career.
- Hit safely in 15 straight games April 30-May 18, the second longest streak of his career; batted .443 (27-for-61) during the streak with 12 doubles.
- Recorded his 259th and 260th double May 10 vs. Baltimore, tying and passing Torii Hunter and moving into sole possession of sixth place on the Twins all-time list.
- Scored three runs May 11 vs. Baltimore, the 646th, 647th and 648th runs of his career, the first tied Gary Gaetti and Cesar Tovar for ninth on the Twins all-time list, the second run passed them and placed him ninth, the third run tied him with Bob Allison for eighth on the Twins all-time list...passed Allison with his 649th May 13 vs. Chicago-AL and moved into sole possession of eighth place.
- Was intentionally walked May 13 vs. Chicago-AL, the 99th of his career, tying Rod Carew for fifth most in Twins history...drew his 100th May 21 at Atlanta.
- Hit .371 (39-for-105) in May, the third highest average in the AL, his 12 doubles ranked fourth and his .455 on-base percentage for the month was tied with Miguel Cabrera for first.
- Hit his 100th career home run June 8 at Washington, a solo shot off Gio Gonzalez.
- Scored his 672nd career run June 23 at Cleveland, tying him with Torii Hunter for seventh on the Twins all-time list...passed Hunter with his 673rd June 25 at Miami.
- Drew his 599th and 600th career walks July 8 at Tampa Bay.
- Named as starting catcher on the American League All-Star team, his sixth appearance and fourth start, compiling 5,443,856 votes...he batted eighth and went 1-for-2, singling off Cliff Lee.
- Placed on Paternity List July 24-29 as he traveled back to Minnesota for the birth of his twin daughters Maren Virginia and Emily Teresa, who were born 30 minutes apart, beginning at 3:05 a.m. on July 24.
- Hit .360 (27-for-75) in 20 July games, the seventh best average in the AL; posted a .437 on-base percentage in the month, third best in the AL.
- Tied career-high with five hits August 14 vs. Cleveland, marking his fifth career five-hit game, first since 2010.
- Placed on 7-day disabled list August 20 with concussion-like symptoms, after suffering multiple foul balls to the mask August 19 vs. New York-NL; missed the Twins final 39 games.
- Set a single-season career-high with 89 strikeouts.

- Posted a 60.5 (23-for-38) caught stealing percentage, the second lowest of his career and lowest since 2007.
- Ranked third in baseball in batting average (.324) with a minimum of 400 at-bats; his .404 on-base percentage ranked sixth in baseball.
- Hit .291 (78-for-268) with two strikes, the highest in baseball.
- Was Twins finalist for the Roberto Clemente Award, given by Major League Baseball and Chevrolet for community service excellence.

2012: Was Twins Opening Day catcher for eighth time in career, going 0-2 with two walks April 6 at Baltimore...hit second career home run at Target Field April 12 vs. Los Angeles-AL in his 468th career plate appearance at Target Field...batted .325 (26-for-80) with 13 RBI, 12 walks and a .419 on-base percentage in 21 April games...reached base via hit or walk in 19 of those games...tied career-high with three walks May 11 vs. Toronto...tied it again two days later May 13 vs. Toronto...also had three walks May 30 vs. Oakland and July 7 at Texas...had 19th career game with four-plus hits May 20 at Milwaukee, his first since August 18, 2010 vs. Chicago-AL...recorded 1,164th and 1,165th career hits June 17 vs. Milwaukee, tying and passing Cesar Tovar (1,164), moving into ninth place on the Twins all-time hit list...hit 232nd career double June 24 at Cincinnati, tying Harmon Killebrew for ninth on the Twins all-time list...passed Killebrew and moved into sole possession of ninth with his 233rd career double June 29 vs. Kansas City...batted .397 (29-for-73) with nine multi-hit games and .438 on-base percentage in 20 June games; .397 average was third highest in baseball...had season-high 12-game hitting streak June 17-July 3, batting .449 (22-for-49) in that span...selected as reserve on American League All-Star team, marking his fifth selection...finished second in voting among AL catchers (2,922,422) behind the Rangers Mike Napoli (4,317,718)...played 20 innings at first base and went 1-for-1 with a single...led American League in on-base percentage (.416) at All-Star break and ranked sixth in batting average (.326).Recorded 1,197th and 1,198th career hits July 17 vs. Baltimore, tying and passing Chuck Knoblauch (1,197), moving into sole possession of eighth place on Twins all-time list...that game also marked his 1,000th major league game...drew 513th career walk July 20 at Kansas City, tying Chuck Knoblauch for sixth on Twins all-time list...passed Knoblauch with 514th career walk July 22 at Kansas City, moving into sole possession of sixth place...hit go-ahead three-run homer with two outs in bottom of ninth inning August 4 at Boston off Alfredo Aceves, giving Twins the eventual 6-4 victory...hit 239th career double August 6 at Cleveland, tying him with Michael Cuddyer for eighth on Twins all-time doubles list...passed Cuddyer and moved into sole possession of eighth place with his 240th double August 10 vs. Tampa Bay...recorded 1,218th career hit August 10 vs. Tampa Bay, tying him with Torii Hunter for seventh on Twins all-time hits list...passed Hunter and moved into sole possession of seventh place with 1,219th hit August 12 vs. Tampa Bay...caught 831st career game August 24 at Texas, tying him with Earl Battey for most games caught in Twins history...passed Battey with his 832nd game and moved into sole possession of first place August 27 vs. Seattle...recorded his 549th career walk September 28 vs. Detroit, tying him with Roy Smalley for fifth place on the Twins all time walks list...passed Smalley and moved sole possession of fifth place with his 550th September 29 vs. Detroit...batted .388 (31-for-80) in 22 September games, ranking first in AL and third in baseball; .485 on-base percentage ranked first in AL and second in baseball...hit .474 (9-for-19) with runners in scoring position in that time, second best in AL and third best in baseball...tied single season career-high drawing 84th walk September 28 vs. Detroit; set single season career-high drawing 85th walk September 29 vs. Detroit...tied single-season career-high playing in 146th game October 2 at Toronto; set single-season career high playing in 147th game October 3 at Toronto...played 74 games at catcher (72 starts), 30 games at first base and 42 as designated hitter...finished first in baseball with .416 on-base percentage and tied for third in AL in times on base (.266); reached base four-plus times in 11 games...ranked first in baseball in three-hit games (23) and fourth among American Leaguers in batting average (.319) and walks (90)...ranked third in AL and fifth in baseball in batting average with runners in scoring position (.372)...was only player in baseball with 30-plus doubles, 80-plus RBI, 80-plus runs, 90-plus walks, .300-plus batting average and .400-plus on-base percentage...was one of two players in baseball with 90-plus walks (90) and less than 90 strikeouts (88), the other being Joey Votto (94 walks, 85 strikeouts)...rated best strike zone judgement and second best defensive catcher in American League by *Baseball America's* annual Best Tools survey...finalist (Twins representative) for the Hank Aaron Award, recognizing the most outstanding offensive performer in each league...named to 2013 USA roster for World Baseball Classic.

2011: Was Twins Opening Day catcher for seventh time in career, marking the most ever by a Twins catcher, passing Butch Wynegar, who started six (1976-80, 82)...played in nine games before being placed on the 15-day disabled list with bilateral leg weakness April 14...played seven games on rehab assignment with Single-A Ft. Myers, batting .261 (6-for-23)...transferred to 60-day disabled list June 3; reinstated June 17...batted just .217 (13-for-60) in first 18 games off disabled list, June 17-July 6, but batted .317 (64-for-202) in final 55 games July 7-end of the season...played first career game at first base, going 3-for-5 with two RBI July 7 vs. Chicago-AL...played 18 games at first base, batting .424 (28-for-66) and fielding .994 (1 error in 170 total chances) at that position...tied career-high with three walks July 15 vs. Kansas City and September 14 at Kansas City, his final game of the season...recorded 448th career walk, tying him with Tony Oliva for eighth on Twins all-time list July 23 vs. Detroit...passed Oliva and moved into sole possession of eighth place with 449th career walk July 27 at Texas...hit first home run of season July 27 at Texas, his first since September 15, 2010, a span of 203 plate appearances...recorded 450th career walk July 28 at Texas, tying him with Kirby Puckett for seventh place on Twins all-time list...passed Puckett and moved into sole possession of seventh place with 451st career walk July 29 at Oakland...recorded 210th career double, tying Chuck Knoblauch for 10th on Twins all-time list, August 8 vs. Boston...moved into sole possession of 10th on the list with 211th career double August 10 vs. Boston...made first major league start in right field August 18 vs. New York-AL...caught 759th career game August 4 at Los Angeles-AL, tying Butch Wynegar for second on the Twins all-time list for most games caught...caught 760th career game, surpassing Wynegar, August 5 vs. Chicago-AL, and moving into sole possession of second place...recorded 85th career intentional walk, tying Kirby Puckett for fifth on the Twins all-time list, July 29 at Oakland...moved into sole possession of fifth place on the list with 86th career intentional walk September 7 vs. Chicago-AL...reached safely via hit or walk 12 times in final 25 plate appearances September 7-14, posting a .520 on-base percentage in that span...placed on 15-day disabled list with pneumonia, ending his season September 22...named second best defensive catcher in the American League by *Baseball America* behind Baltimore's Matt Wieters.

2010: Was Twins Opening Day catcher for sixth time...hit first double at Target Field by a Twins player (second inning off Jon Lester) April 12 vs. Boston...had third career five-hit game April 24 at Kansas City...caught 657th career game, tying Tim Laudner for third place for most games caught by a Twin June 16 vs. Colorado...passed Laudner on June 18 at Philadelphia, catching 658th career game...voted American League's starting catcher in 2010 All-Star Game for third time in career (4th career All-Star appearance); went 0-for-2 in the game with fly out and reaching on an error...amassed 5,372,606 votes, marking third most votes all-time, trailing only Ken Griffey Jr. (6,079,688) in 1994 and Albert Pujols (5,397,374) in 2009...became first catcher to be MLB's overall top vote-getter since Ivan Rodriguez of Texas in 2000...joined Rod Carew (1975, 1977-78) as only other Twin to lead baseball in votes...had fourth career five-hit game and career-high seven RBI July 26 vs. Kansas City in Twins 19-1 victory...collected six consecutive hits July 26-27 at Kansas City...tied Cesar Tovar for 11th on club's all-time doubles list with his 193rd July 31 vs. Seattle...passed Tovar August 5 and moved into sole possession of 11th place with 194th career double August 5 at Tampa Bay...played in 800th career game August 13 vs. Oakland...hit first home run at Target Field (off Gavin Floyd), snapping a string of 209 consecutive plate appearances without a home run at Target Field August 18 vs. Chicago-AL...collected Twins only hit, breaking up a no-hitter with one out in the ninth inning off Neftali Feliz August 23 at Texas, marking second time in career in which he broke up a no-hitter in ninth (May 6, 2008 at Chicago-AL, Gavin Floyd)...named Pepsi's clutch performer for month of August after batting .380 (35-for-92) with seven doubles, two home runs,

16 RBI and 17 runs scored in 26 games...also posted .522 slugging percentage, .482 on-base percentage and recorded a hit in 19 of 26 games played (8 multi-hit games)...scored 500th career run September 7 vs. Kansas City...became 15th Twins player in club history with 500-plus runs...tied Bob Allison for 12th on club's all-time hits list with 999th career hit September 12 at Cleveland...recorded 1,000th career hit, a first-inning single off John Danks September 14 at Chicago-AL...the hit also passed Bob Allison on Twins all-time hits list, moving him into sole possession of 12th place...hit 200th career double, becoming one of 11 Twins in club history with 200-plus doubles September 16 at Chicago-AL...missed nine games in September with jammed left knee, suffered while running the bases September 19 vs. Oakland...hit 43rd double, placing him second on baseball's all-time list for doubles by a catcher in one season (Ivan Rodriguez, 47 in 1996) October 3 vs. Toronto...passed Brian Harper's 1990 total of 42, moving into first on Twins all-time single-season doubles list for a catcher...recorded five games with four-or-more hits, third-most in baseball...recorded 40 multi-hit games and 20 three-hit games...batted .389 against AL Central opponents...batted .516 against the Royals and .451 against the White Sox...was one of just four players in baseball with 40-plus doubles and a .320-plus batting average (Carlos Beltr , New York-NL; Miguel Cabrera, Detroit; and Josh Hamilton, Texas)...became just fourth Twin to post those numbers -- Paul Molitor in 1996, Tony Oliva in 1964 and 65, and Kirby Puckett in 1988 and 89...awarded third consecutive Rawlings Gold Glove...won fourth Louisville Slugger Silver Slugger Award (3rd consecutive)...finished eighth in American League MVP voting with 97 points, including two third-place votes...named to *Baseball America's* major league All-Star team...ranked by *Baseball America* as the American League's best defensive catcher, second best overall hitter (Detroit's Miguel Cabrera) and second best strike zone judgement (Boston's Kevin Youkilis)...was given the Dick Siebert Award for Upper Midwest Player of the Year and the Calvin R. Griffith Award for Most Valuable Twin by the Twin Cities Chapter of Baseball Writers Association of America.

2009: Missed all of April on the 15-day disabled list due to inflammation of the right sacroiliac joint (April 2-30)...homered in first at-bat of season May 1 vs. Kansas City...hit safely in 14 straight games May 7-21, batting .418 (23-for-55) with seven multi-hit games, seven home runs, 14 runs scored, and 21 RBI...had second career grand slam and season-high six RBI May 21 at Chicago-AL...earned American League Player of the Week honors May 18-24...finished May with 11 home runs and 32 RBI, the first time in Twins history a player has reached 11 home runs and 30 RBI in same month...only other player in franchise history to accomplish the feat was Harmon Killebrew, who hit 13 home runs and drove in 37 runs in August 1960 with the Washington Senators...his 32 RBI set a Twins record for the month of May...earned American League Player of the Month honors for May after batting .414 (41-for-99) with seven doubles, one triple, 11 home runs, 19 walks, 32 RBI, 27 runs scored and recording an on-base percentage of .500 and a slugging percentage of .838...finished June batting .353 (36-for-102) with three home runs, 11 RBI and 16 runs scored with 10 multi-hit games...hit career-high 14th home run June 20 vs. Houston...finished first-half batting .373 (90-for-241) with 15 home runs, 49 RBI and 49 runs scored in just 64 games...his .373 first-half average was sixth highest in Twins pre-All-Star break history...selected to third All-Star game and voted by the fans as the starting catcher for the second straight season...went 1-for-3 in the All-Star game with a run scored and a game-tying RBI-double in the fifth inning...for the month of August, led the AL in batting average (.391) and intentional walks (4), ranked second in hits (45), third in on-base percentage (.449), tied for fourth in runs (21), tied for fifth in home runs (8), fifth in slugging percentage (.652) and sixth in RBI (23)...had third four-hit game of season August 7 at Detroit...hit seven home runs in an 11-game span, with 17 RBI and .553 batting average August 7-18...hit safely in 24 of 28 games in August...hit safely in 110 of 138 games overall (80%)...won third American League batting title, becoming one of just 10 players in major league history to win three-or-more batting titles, and the first to win back-to-back batting titles since Nomar Garciaparra of Boston in 1999 and 2000...finished ninth in the American League in multi-hit games (55) and first in three-hit games (23)...led American League with .365 batting average, .444 on-base percentage, and .587 slugging percentage...only 12 players have ever led the American League in all three, with the last being Kansas City's George Brett in 1980...of the 12 AL players to do it, 10 are in the Baseball Hall of Fame (Ted Williams, 5 times; Ty Cobb, 3; Napoleon Lajoie, 2; and George Stone, Tris Speaker, Babe Ruth, Lou Gehrig, Jimmie Foxx, Frank Robinson, Carl Yastrzemski, Fred Lynn and George Brett)...no catcher in either league had ever led in all three categories at the end of a season before Mauer...named *Baseball America's* Player of the Year and MLB Players Choice Award's American League Most Outstanding Player...was given the Calvin R. Griffith Award for Most Valuable Twin and the Dick Siebert Award for Upper Midwest Player of the Year by the Twin Cities Baseball Writers Association...was given his second Rawlings Gold Glove Award...won Louisville Slugger Silver Slugger Award...was named the American League's Most Valuable Player, becoming the fifth player in club history to win the award (Zoilo Versalles, 1965; Harmon Killebrew, 1969; Rod Carew, 1977; and Justin Morneau, 2006)...became the first catcher to win the AL MVP since Texas' Ivan Rodriguez in 1999.

2008: Finished first-half third in AL in batting (.322) behind Ian Kinsler (.337) of Texas and Justin Morneau (.323)...became first Twins catcher to start an All-Star Game July 15 at New York-AL, going 1-for-1 with a walk...had career-high 16-game hit-streak from August 4-24, batting .349 (22-for-63) with one home run, 10 RBI, and 13 runs scored...had second career five-hit game and season-high four RBI August 29 at Oakland...his .362 batting average with runners in scoring position ranked seventh in American League...was one of just four catchers to log 1,200-plus innings behind the plate, and ranked second in league by throwing out 36% of potential base stealers...finished season four points ahead of Dustin Pedroia (Boston) to win his second batting title in three years (2006)...it was 13th American League batting title by a Minnesota Twin in 48-year existence of team as he joined Tony Oliva and Rod Carew as only Twins who have won multiple titles...joined Buddy Myer (Washington, 1935) and Joe Cronin (Washington, 1931) as only players in franchise history to hit over .300, score over 95 runs, record 30-plus doubles, drive in 80-plus runs, and walk 80-plus times in a single season...was given the Dick Siebert Award for Upper Midwest Player of the Year and the Carl R. Pohlad Community Service Award by Twin Cities Baseball Writers Association...won first Rawlings Gold Glove Award, becoming second Twins catcher to win the award (Earl Battey in 1961 and 62)...became first American League player to win batting title and Gold Glove in same season since Ichiro Suzuki (Seattle) in 2004...won Louisville Slugger Silver Slugger Award.

2007: Disabled with strained left quadriceps May 6-June 8...began rehab assignment at Single-A Ft. Myers June 6...hit first career grand slam June 29 at Detroit...recorded Twins first inside-the-park home run since Torii Hunter (July 26, 2001) July 21 vs. Los Angeles-AL...had season-high 10-game hit-streak, going 15-for-40 (.375) July 14-24...threw out 19 of 40 (48%) runners attempting to steal to up career totals to 58 of 127 (46%).

2006: Named American League Player of the Week June 5-11...had first career five-hit game June 27 vs. Los Angeles-NL...named AL Player of the Month for July...selected to first career All-Star team July 11 at Pittsburgh...was intentionally walked 21 times, second highest single season total by a Twin (Killebrew, 23 in 1970)...finished season hitting .347 and won the AL batting title...became first AL catcher to win batting title and at 23, the youngest batting champ since Alex Rodriguez (21) in 1996...the last catcher to win batting title was Ernie Lombardi in 1942 with the Boston Braves...won Dick Siebert Award as Upper Midwest Player of the Year...won Louisville Slugger Silver Slugger Award.

2005: Threw out 17 of 48 (35%) runners attempting to steal to up career totals to 22 of 64 (34%)...led club in batting (.294) and walks (61), tied for lead in intentional walks, second in hits (144) and multi-hit games (41), tied for second in stolen bases (13), and third in doubles (26).

2004: Made major league debut and singled off Rafael Betancourt for first big league hit April 5 vs. Cleveland...disabled with medial meniscus tear in left knee April 7-June 2...had surgery to remove meniscus in left knee April 8...began rehab assignment at Ft. Myers May 26 and continued rehab at Rochester...hit first major league homer off Esteban Yan June 6 vs. Detroit...had first career two-homer game June 30 vs. Chicago-AL...had first career four-hit game July 7 vs. Kansas City...disabled for remainder of season with sore left knee July 19...won Bill Boni Award as Twins Outstanding Rookie...ranked top prospect in the Twins organization by *Baseball America* entering the 2005 season.

2003: Began season at Single-A Ft. Myers...named Twins minor league Player of the Week May 24-30...played in Florida State League All-Star Game...promoted to New Britain June 16...played for United States team in Futures Game...named Twins minor league Player of the Month for July...named *Topps'* Eastern League Player of the Month for July...led both Florida State League and Eastern League in throwing out runners attempting to steal...led Twins minor leaguers in hits (172), second in RBI (85) and fourth in walks (49)...was fifth among all minor leaguers in hits and was 11th in batting (.338)...led all minor league catchers in batting...selected to Florida State League postseason All-Star team...rated best hitting prospect and best defensive catcher in Florida State League by *Baseball America*...named to *Baseball America's* minor league All-Star team and All-Defensive team...rated best prospect in Eastern League and Florida State League...named Teenager of the Year by Sportsticker...named minor league Player of the Year by *Baseball America* and Sportsticker...won Sherry Robertson Award as Twins minor league Player of the Year...played for Team USA in Olympic Qualifying Tournament in Panama...ranked top prospect in the Twins organization by *Baseball America* entering the 2004 season.

2002: Selected to Midwest League All-Star team June 18 at Lansing...disabled for remainder of season after surgery to repair hernia August 30...led club in walks (61), was second in batting (.302), hits (124) and RBI (62), tied for second in doubles (23), and fourth in at-bats (411) and runs (58)...named to Sportsticker's Midwest League All-Teen team and Midwest League postseason All-Star team...named to *Topps'* Single-A All-Star Team...rated top minor league catching prospect, second best arm strength, third best receiving skills and best defensive catcher in Midwest League by *Baseball America*...selected to Low Single-A All-Star team by *Baseball America*...ranked top prospect in the Twins organization by *Baseball America* entering the 2003 season.

2001: Named Twins minor league Player of the Week, going 14-for-29 (.483) August 26-September 1...named Twins minor league Player of the Month for August, going 44-for-107 (.411)...rated as top prospect in Appalachian League and top minor league catching prospect by *Baseball America*.

PROFESSIONAL: Signed by scout Mark Wilson.

2013				MAUER'S GAME HIGHS				CAREER			
Hits: 5, 8/14 vs. CLE				HR: 1, 11x, last 8/16 vs. CWS				Hits: 5, 6x, last 8/14/13 vs. CLE			
RBI: 4, 8/14 vs. CLE				Grand Slams: - -				RBI: 7, 7/26/10 at KC			
Hit-Streak: 15, 4/30-5/18				SB: - -				Grand Slams: 3, last 9/1/12 at KC			
								SB: 2, 7/19/05 vs. BAL			

		MAUER'S PLAYING RECORD																		
YEAR	CLUB	AVG	G	AB	R	H	2B	3B	HR	RBI	SH	SF	HB	BB	SO	SB	CS	E	OBP	
2001	Elizabethton	.400	32	110	14	44	6	2	0	14	0	0	1	19	10	4	0	4	.492	
2002	Quad Cities	.302	110	411	58	124	23	1	4	62	0	2	2	61	42	0	0	6	.393	
2003	Ft. Myers	.335	62	233	25	78	13	1	1	44	0	3	1	24	24	3	0	0	.395	
2004	New Britain	.341	73	276	48	94	17	1	4	41	0	4	5	25	25	0	0	3	.400	
	Rochester	.316	5	19	1	6	3	0	0	2	0	1	0	1	4	0	0	0	.333	
	Ft. Myers	.667	2	6	0	4	0	0	0	2	0	0	0	2	2	0	0	0	.750	
	MINNESOTA	.308	35	107	18	33	8	1	6	17	0	3	1	11	14	1	0	2	.369	
2005	MINNESOTA	.294	131	489	61	144	26	2	9	55	0	3	1	61	64	13	1	5	.372	
2006	MINNESOTA	.347	140	521	86	181	36	4	13	84	0	7	1	79	54	8	3	4	.429	
2007	Ft. Myers	.000	1	3	0	0	0	0	0	0	0	0	0	1	0	0	0	0	.250	
	MINNESOTA	.293	109	406	62	119	27	3	7	60	2	3	3	57	51	7	1	1	.382	
2008	MINNESOTA	.328	146	536	98	176	31	4	9	85	1	11	1	84	50	1	1	3	.413	
2009	Ft. Myers	.400	5	15	2	6	2	0	0	4	0	1	0	2	1	0	0	0	.444	
	MINNESOTA	.365	138	523	94	191	30	1	28	96	0	5	2	76	63	4	1	3	.444	
2010	MINNESOTA	.327	137	510	88	167	43	1	9	75	0	6	3	65	53	1	4	3	.402	
2011	Ft. Myers	.261	7	23	3	6	2	0	1	6	0	0	0	1	3	1	0	0	.370	
	MINNESOTA	.287	82	296	38	85	15	0	3	30	0	2	3	32	38	0	0	5	.360	
2012	MINNESOTA	.319	147	545	81	174	31	4	10	85	1	3	2	90	88	8	4	5	.416	
2013	MINNESOTA	.324	113	445	62	144	35	0	11	47	0	2	0	61	89	0	1	3	.404	
Minor League Totals		.330	297	1096	151	362	66	5	10	175	0	11	10	138	109	7	0	13	.406	
Major League Totals		.323	1178	4378	688	1414	282	20	105	634	4	45	17	616	564	43	16	34	.405	

MAUER'S CAREER FIELDING RECORD

POSITION	PCT	G	P0	A	E	TC	DP	PB
Catcher	.995	920	5831	323	30	6184	39	40
First Base	.993	56	501	31	4	536	46	—
Outfield	1.000	1	3	0	0	3	0	—
Totals	.995	977	6335	354	34	6723	85	40

MAUER'S DIVISION SERIES RECORD

YEAR	OPPONENT	AVG	G	AB	R	H	2B	3B	HR	RBI	SH	SF	HB	BB	SO	SB	CS	E	OBP
2006	Oakland	.182	3	11	0	2	0	0	0	0	0	0	0	1	0	0	0	0	.250
2009	New York-AL	.417	3	12	1	5	1	0	0	1	0	0	0	2	4	0	0	0	.500
2010	New York-AL	.250	3	12	0	3	0	0	0	0	0	0	0	1	3	0	0	1	.250
Division Series Totals		.286	9	35	1	10	1	0	0	1	0	0	0	4	7	0	0	1	.359

MAUER'S ALL-STAR GAME RECORD

YEAR	HOST	AVG	G	AB	R	H	2B	3B	HR	RBI	SH	SF	HB	BB	SO	SB	CS	E	OBP
2006	Pittsburgh	.000	1	2	0	0	0	0	0	0	0	0	0	0	1	0	0	0	.000
2008	New York-AL	1.000	1	1	0	1	0	0	0	0	0	0	0	1	0	0	0	0	1.000
2009	St. Louis	.333	1	3	1	1	1	0	0	1	0	0	0	0	0	0	0	0	.333
2010	Los Angeles-AL	.000	1	2	0	0	0	0	0	0	0	0	0	0	0	0	0	0	.000
2012	Kansas City	1.000	1	1	0	1	0	0	0	0	0	0	0	0	0	0	0	0	1.000
2013	New York-NL	.500	1	2	0	1	0	0	0	0	0	0	0	0	0	0	0	0	.500
All-Star Game Totals		.364	6	11	1	4	1	0	0	1	0	0	0	1	1	0	0	0	.417

MAUER'S WORLD BASEBALL CLASSIC RECORD

YEAR	CLUB	AVG	G	AB	R	H	2B	3B	HR	RBI	SH	SF	HB	BB	SO	SB	CS	E	OBP
2013	USA	.429	6	21	4	9	2	1	0	2	0	0	0	5	4	0	0	0	.538


ROBERTO CLEMENTE AWARD

Since 1971, Major League Baseball has annually presented an award that recognizes a player who best exemplifies the game of baseball through sportsmanship, community involvement and positive contributions to his team.

In 1973, following the tragic death of Roberto Clemente, the award was named to honor the man whose spirit and goodwill will always be remembered. The 12-time All-Star and Hall of Famer was killed in a plane crash in 1972 delivering food and medical supplies to earthquake victims in Nicaragua. The award recognizes those individuals who truly understand the value of helping others.

A panel of baseball dignitaries, including Vera Clemente and Commissioner Allan H. (Bud) Selig, annually selects the winner from a list of 30 candidates, one from each Major League Baseball Club. The winner of the national Roberto Clemente Award is announced during a pre-game ceremony at the World Series. Past winners include Jamie Moyer, Jim Thome, Rod Carew (Twins - 1977), Dave Winfield (Twins - 1994), Kirby Puckett (Twins - 1996), Curt Schilling, Al Leiter, Tony Gwynn, Willie Mays, Ozzie Smith, Derek Jeter, Albert Pujols, John Smoltz, and Cal Ripken, Jr.

The 2013 Minnesota Twins Roberto Clemente Award nominee was Joe Mauer (first career nomination).



CHRIS PARMELEE

FIRST BASEMAN/OUTFIELDER

27

HEIGHT/WEIGHT: 6-1/221

BORN: 2/24/88 in Long Beach, CA

RESIDES: Chino Hills, CA

BATS/THROWS: L/L

AGE: 25

ACQUIRED: 1st round (20th overall) pick, 2006 First-Year Player Draft

M.L. SERVICE: 1 year, 88 days

CONTRACT STATUS: Signed thru 2013

PERSONAL: Christopher Matthew Parmelee (pronounced PAR-muh-lee)...wife Amanda (Janes)...son Jack Jeffrey (9/20/12)...2006 graduate of Chino Hills (CA) High School...named AFLAC All-American and All-State senior season...rated second best high school pure hitter in the nation by *Baseball America*.

2013:

- Made the Twins Opening Day roster for second time in career and was the Opening Day right fielder April 1 vs. Detroit.
- Homered in back-to-back games May 1 and 3 at Cleveland, marking the third time in his career doing so.
- First career two-homer game June 22 at Cleveland, both solo shots, one in the eighth inning, the other in the ninth.
- Optioned to Triple-A Rochester July 14.
- Hit .231 (40-for-173) in 45 games for the Red Wings and was recalled September 9.
- Played 18 games for the Twins in September.
- Recorded six outfield assists, tied for second most on the club.

2012: Made Twins Opening Day roster for first time in career and was in Opening Day lineup, batting eighth at first base, going 1-for-4 April 6 at Baltimore...went just 2-for-34 (.059) in 12 games April 30-May 15 and was optioned to Triple-A Rochester May 15...batted .375 (18-for-48) with four doubles, four home runs, 12 RBI, 13 runs scored and 12 walks in 15 games for Red Wings before being recalled by Twins June 8...hit first major league home run of season June 30 vs. Kansas City...optioned to Triple-A Rochester July 5...recalled by Twins July 21 when Justin Morneau was placed on paternity list...optioned back to Rochester July 23 when Morneau returned...hit safely in 15 straight games July 18-August 5, batting .439 (29-for-66), including two multi-homer games during streak...named International League Batter of the Week July 30-August 5, batting .517 (15-for-29) with three doubles, five home runs, nine RBI, and eight runs scored in six games for Red Wings...hit 11 home runs in a 17-game span July 26-August 12...earned *Topsys* Player of the Month honor for August after hitting .323 (32-for-99) with eight doubles, eight home runs, 20 RBI, 20 runs scored, and 23 walks in 28 games...recalled by Twins August 29...hit safely in career-high eight straight games August 29-September 5, including three home runs during the streak and career-high four RBI September 4 at Chicago-AL...missed three games September 21-23 to attend the birth of first child, Jack Jeffrey, September 20...ranked fourth in entire Twins organization in home runs (22) and fifth in walks (64).

2011: Started season with Double-A New Britain, batting .287 (152-for-530) with 13 home runs and 30 doubles in 142 games with Rock Cats...named Twins minor league Player of the Week May 8-14 after hitting .414 (12-for-29) with two doubles, five RBI, five runs scored and two walks in seven games...named Twins minor league Player of the Month for July after batting .305 (36-for-118) with eight doubles, six home runs, 26 RBI, 17 runs scored and 20 walks in 32 games...recalled by Twins September 6...made major league debut, batting fifth at first base, going 2-for-4, including a single off Jake Peavy for first career hit September 6 vs. Chicago-AL...recorded first major league extra-base hit, a double off John Danks in the third inning September 7 vs. Chicago-AL, also first multi-RBI game...hit first career home run, a two-run shot off Josh Jody, September 17 vs. Cleveland; it also marked first career three-hit game...had season-high six game hit-streak, batting .520 (13-for-25) with five multi-hit games in that span...batted .392 (20-for-51) with five doubles, four home runs, 11 RBI, eight walks and eight runs scored in final 13 games September 17-28; recorded multiple hits in eight of those 13 contests...played 20 games at first base for Twins and batted fourth for 13 games...hit safely in 16 of 21 games...his .355 batting average in September was fourth highest among all rookies in baseball; also in September, his 14 RBI were tied for third most and his four home runs were tied for fourth most...his .355 September average ranked as fifth best among rookies in Twins history during September...was one of 11 rookies in club history to hit four-or-more homers in September...his 27 hits were tied for eighth most among Twins rookies...led entire Twins organization in hits (179), RBI (97), walks (80), total bases (276), at-bats (606) and games (163), and was tied for first in doubles (36)...among Twins minor leaguers he ranked first in RBI (83), second in hits (152), third in walks (68), fourth in runs (76), and seventh in doubles (30)...named best defensive first baseman in Eastern League by *Baseball America*...also ranked ninth best prospect in the Twins organization by same publication entering the 2012 season...named as the first baseman on MiLB.com's 2011 Twins organizational All-Star team.

2010: Invited to Twins spring training...assigned to minor league camp March 21, and began season at Double-A New Britain...transferred to Single-A Ft. Myers May 17...returned to New Britain June 10...named Twins minor league Player of the Week July 16 after batting .444 with one double, two RBI, three runs scored, four walks and a .545 on-base percentage in five games...participated in Arizona Fall League with Peoria Saguaros, batting .339 (37-for-109) with 11 doubles, two triples, 13 RBI, 16 runs scored and 12 walks in 29 games...his 11 doubles were tied for league-lead...hit .387 (29-for-75) off right-handed pitching in the AFL...ranked 18th best prospect in Twins organization by *Baseball America* entering 2011 season.

2009: Spent entire season at Single-A Ft. Myers...homered in three straight games June 9-11...named Florida State League Player of the Week June 22-28 after batting .500 (9-for-18) with one home run and nine RBI...selected to play in Florida State League All-Star Game...was Florida State League home run derby winner...recorded five consecutive two-hit games August 4-11...named to Florida State League postseason All-Star team...ranked 17th best prospect in Florida State League by *Baseball America*...hit 14 of his 16 home runs off right-handed pitching...led all Twins minor leaguers in walks (65) and strikeouts (109), second in RBI (73) and third in home runs...ranked 14th best prospect in Twins organization by *Baseball America* entering 2010.

2008: Spent entire season at Single-A Beloit...homered in three consecutive games April 5-7...batted .429 (6-for-14) with five runs scored, 10

RBI and three doubles to earn Twins minor league Player of the Week April 19-26...hit six home runs in 20 June games...disabled for remainder of season with a left hand fracture June 26...led the Miracle in home runs (14) and RBI (49), and tied for most walks (52) in the Twins system...ranked as the best power-hitting prospect in the Twins organization and 14th best prospect by *Baseball America* entering the 2009 season.

2007: Spent entire season at Single-A Beloit...batted .385 (5-for-13) with one triple, one home run and three RBI as Twins minor league Player of the Week June 22-28...led the Snappers in doubles (23), home runs (15) and RBI (70)...ranked 12th best prospect in Twins system by *Baseball America* entering 2008.

2006: Started professional career with the GCL Twins and played in 45 games...homered in first professional game June 29 at GCL Pirates...promoted to Beloit August 20...finished third in the GCL in home runs (8) and slugging, fourth in RBI (32) and fifth in extra-base hits (19)...ranked second best prospect in the GCL by *Baseball America*...ranked fourth best prospect in the Twins organization by *Baseball America* entering the 2007 season...ranked as the best hitter for average in Twins organization by *Baseball America* entering the 2007 season.

PROFESSIONAL: Signed by scout John Leavitt.

2013

Hits: 3, 3x, last 9/24 vs. DET
RBI: 2, 6x, last 9/15 vs. TB
Hit-Streak: 6, 5/29-6/4

HR: 2, 6/22 at CLE
Grand Slams: --
SB: 1, 4/4 vs. DET

PARMEE'S GAME HIGHS

Hits: 3, 5x, last 9/24/13 vs. DET
RBI: 4, 9/4/12 at CWS
Hit-Streak: 8, 8/29-9/5/12

CAREER

HR: 2, 6/22/13 at CLE
Grand Slams: --
SB: 1, 4/4/13 vs. DET

PARMEE'S PLAYING RECORD

YEAR	CLUB	AVG	G	AB	R	H	2B	3B	HR	RBI	SH	SF	HB	BB	SO	SB	CS	E	OBP
2006	GCL Twins	.279	45	154	29	43	7	4	8	32	0	2	0	23	47	3	3	5	.369
	Beloit	.227	11	22	2	5	1	0	0	2	0	0	0	5	9	0	2	0	.370
2007	Beloit	.239	128	447	56	107	23	5	15	70	0	4	4	46	137	8	4	7	.313
2008	Beloit	.239	69	226	41	54	10	3	14	49	1	5	5	52	83	3	1	6	.385
2009	Ft. Myers	.258	123	422	61	109	27	1	16	73	0	8	6	65	109	2	2	11	.359
2010	Ft. Myers	.338	22	80	9	27	2	1	2	17	0	0	0	13	11	0	1	1	.430
	New Britain	.275	111	411	51	113	25	2	6	44	0	7	2	43	70	3	2	11	.341
2011	New Britain	.287	142	530	76	152	30	5	13	83	0	9	3	68	94	0	1	6	.366
	MINNESOTA	.355	21	76	8	27	6	0	4	14	0	0	0	12	13	0	0	2	.443
2012	Rochester	.338	64	228	45	77	17	1	17	49	0	2	1	51	52	1	1	2	.457
	MINNESOTA	.229	64	192	18	44	10	2	5	20	0	1	4	13	52	0	0	2	.290
2013	Rochester	.231	45	173	23	40	13	1	3	22	0	2	1	22	32	1	0	1	.318
	MINNESOTA	.228	101	294	21	67	13	0	8	24	0	3	3	33	81	1	1	2	.309
Minor League Totals		.270	760	2693	393	727	155	23	94	441	1	39	22	388	644	21	17	50	.362
Major League Totals		.246	186	562	47	138	29	2	17	57	0	4	7	58	146	1	1	6	.322

PARMEE'S CAREER FIELDING RECORD

POSITION	PCT	G	PO	A	E	TC	DP	PB
First Base	.994	81	612	49	4	665	77	—
Outfield	.986	87	135	7	2	144	0	—
Totals	.993	168	747	56	6	809	77	—

MIKE PELFREY

RIGHT-HANDED PITCHER

37

HEIGHT/WEIGHT: 6-7/249

BATS/THROWS: R/R

BORN: 1/14/84 in Wright-Patterson AFB, OH AGE: 29

RESIDES: Wichita, KS

ACQUIRED: Signed as free agent, 12/20/12

M.L. SERVICE: 6 years, 122 days

CONTRACT STATUS: Signed thru 2013

PERSONAL: Michael Alan Pelfrey (pronounced PELL-free)...wife Angela...son Chase (8/6/09) and daughter Madison Caroline (2/4/11)...2002 graduate of Heights High School in Wichita, KS...four-year captain on the baseball team and played one year of basketball...named 2001 Kansas Gatorade Player of the Year, a 2001 Rawlings District-V All-American and the 2002 Proline Kansas Player of the Year...named All-State in baseball in 2001 and 2002...helped Team USA win a gold medal at the FISU II World University Baseball Championship in Tainan, Taiwan in 2004, going 1-1 with 20 strikeouts in 16.2 innings pitched in three starts.

2013:

- Opened season with Minnesota after signing as a free agent December 20, 2012.
- Made Twins debut April 4 vs. Detroit, allowing two runs (none earned) on five hits in 5.2 innings pitched and earned the win.
- Posted a 6.11 ERA (70.2 IP, 48 ER) in first 14 starts April 4-June 18; posted a 3.45 ERA (62.2 IP, 24 ER) July 6-August 31.
- Set career-high with six walks August 25 at Cleveland.
- Set season-high with seven strikeouts three times, one away from tying his career-high.
- Ranked second on the Twins staff in innings pitched (152.2 IP) and tied for first in strikeouts (101).

2012: Opened season as the Mets number four starter, making first start April 9 vs. Washington, allowing three runs on 10 hits in 5.2 innings with one walk and eight strikeouts but did not factor into the decision...experienced right elbow discomfort in third start; allowed one run on six hits in 8.0 innings pitched April 21 vs. San Francisco; placed on the 15-day disabled list and had "Tommy John" surgery on right elbow May 1, a procedure performed by Dr. James Andrews in Gulf Breeze, FL.

2011: Made first career Opening Day start April 1 at Florida, suffering the loss, allowing five runs in 4.1 innings pitched...went 2-1, 3.09 (35.0 IP, 12 ER) with opponents batting .217 in five May starts...pitched third career complete game June 18 vs. Los Angeles-AL...fourth career complete game July 27 at Cincinnati...did not allow a home run July 27-September 9, a stretch of 10 games, including nine starts (45.1 IP)...had the fourth lowest run support in baseball (minimum of 33 starts), with 78 runs scored, 2.36 per game...made 33 starts and pitched 193.2 innings, becoming the third Mets pitcher since 1980 to start at least 31 games and throw at least 175.0 innings in at least four straight seasons -- Ron Darling (1984-89) and Tom Glavine (2003-07).

2010: Went 8-1, 2.23 (80.2 IP, 20 ER) in first 12 starts, becoming just third Mets pitcher since 1991 to win at least eight of first 12 starts and record an ERA under 2.50 (Bobby Jones in 1997, 10-2, 2.22 ERA and Johan Santana in 2009, 8-3, 2.39 ERA)...earned first professional save April 17 at St. Louis, tossing 1.0 scoreless inning...led the majors and tied a franchise record (Nolan Ryan - 1970) with a 0.69 ERA (26.0 IP, 2 ER) in April...posted 27.0-inning scoreless streak April 9-May 1...won ninth game in 10th decision June 13 at Baltimore, becoming the fifth pitcher in franchise history to win nine-plus games in their first 10 decisions -- Terry Leach (10-0 in 1987), David Cone and Dwight Gooden (both 9-1 in 1988) and Al Leiter (9-1 in 2000)...recorded 15th win September 16 vs. Pittsburgh, becoming the 10th right-hander in Mets history to record at least 15 wins in a season; the start also marked his 30th of the season, making him the first Met to make at least 30 starts in three consecutive seasons since Tom Glavine went five straight seasons from 2003-07...went 10-3, 2.83 (124.0 IP, 39 ER) in 19 starts at home...set career-highs in wins (15), ERA (3.66), starts (33), innings pitched (204.0) and strikeouts (113).

2009: Started the first ever regular season game at Citi Field April 13 vs. San Diego, throwing the first pitch at 7:11 pm to Jody Gerut who homered later in the at-bat; allowed five runs on eight hits in 5.0 innings and did not factor into the decision...won four straight decisions April 8-May 7...balked three times May 17 at San Francisco, becoming the first pitcher since Al Leiter April 23, 1994 to do so...had first career extra-base hit (double) June 10 vs. Philadelphia...tossed season-high 8.0 innings, September 6 vs. Chicago-NL.

2008: Made the Mets Opening Day roster for first time in career and spent the entire season there...named National League Player of the Week July 7-13, going 2-0, 0.00 (15.0 IP) with 10 strikeouts...tossed 19.0 straight scoreless innings July 3-20...tossed first career complete game August 20 vs. Atlanta, allowing three runs on three hits with three walks and three strikeouts...pitched second complete game August 25 vs. Houston, becoming the first Mets pitcher to pitch consecutive complete games since Rick Reed in 2001...recorded 11 wins from May 31 through the end of the season, sixth-most in the NL; also pitched 151.2 innings which ranked fifth in that span...tied for second in baseball, tied for NL-lead and set a Mets franchise record with 29 ground into double plays.

2007: Began the season as the 29th best prospect in baseball according to *Baseball America*...split season between Single-A St. Lucie, Triple-A New Orleans and New York Mets; had four stints with the Mets during the season April 13-May 13, July 1-16, July 28-29 and September 1 through the end of the season...made first start April 13 vs. Washington, allowing six hits on two runs (1 earned), with four walks and two strikeouts; became the youngest Mets pitcher to make an April start since 1996...first major league hit July 1 at Philadelphia, singling off Kyle Kendrick...combined to go 6-14, 4.72 (152.2 IP, 80 ER) in 30 games (28 starts) between all three levels combined.

2006: Began season as 36th best prospect in baseball according to *Baseball America*...started season with Single-A St. Lucie...promoted to Double-A Binghamton April 26...named to the Eastern League All-Star team...recalled by the Mets July 8 and made major league debut that night, earning the win in the second game of a double header vs. Florida; allowed three runs (2 earned) on five hits in 5.0 innings, with four walks and

three strikeouts -- became the first Mets starting pitcher to win major league debut since Matato Yoshi on April 5, 1998...made four starts for the Mets and was optioned to Triple-A Norfolk August 2...recalled by the Mets again September 13 but did not appear.

AMATEUR CAREER: Attended Wichita State from 2003-05, going 33-7, 2.17 (359.2 IP, 87 ER) with 69 walks and 366 strikeouts in 52 career games (51 starts)...2003: Went 10-2, 2.49 (104.2 IP, 29 ER) in 17 games (16 starts) as a freshman; led the Missouri Valley Conference in ERA (2.49) and was second in strikeouts (98)...named MVC Freshman of the Year and was first team All-Missouri Conference honoree...earned Freshman All-America honors by Collegiate Baseball and *Baseball America*...2004: Went 11-2, 2.18 (115.1 IP, 28 ER) in 16 starts as a sophomore; named Missouri Valley Conference Pitcher of the Year, was a finalist for the Roger Clemens Award; earned second team All-America honors by *Baseball America*, Collegiate Baseball, American Baseball Coaches Association, *Sports Weekly* and *CollegeBaseballInsider.com* and was a third team All-American selection by the National Collegiate Baseball Writers Association...2005: Went 12-3, 1.93 (139.2 IP, 30 ER) with seven complete games in 19 starts as a junior...named Missouri Valley Conference Pitcher of the Year becoming the only pitcher to win that award twice (sophomore), named first team All-America by Collegiate Baseball and a second team All-America by *Sports Weekly*...finished second on the school's all-time strikeouts list (366) and ranked seventh in innings pitched (359.2), ninth in complete games (14) and shutouts (14) and 10th in winning percentage (.825)...ranked fifth best prospect in the draft and fourth best collegiate pitcher by *Baseball America*.

PROFESSIONAL: New York Mets first round pick (9th overall) in 2005 First-Year Player Draft; signed by scout Larry Chase...originally drafted by Tampa Bay in the 15th round of the 2002 First-Year Player Draft.

2013

IP: 7.0, 2x, last 8/31 at TEX
SO: 7, 4x, last 9/6 vs. TOR
Win-Streak: 1, 5x, last 8/20

Walks: 6, 8/25 at CLE
CG: --
Low-Hit: --

PELFREY'S GAME HIGHS

IP: 9.0, 5x, last 7/27/11 at CIN
SO: 8, 3x, last 4/9/12 vs. WAS
Win-Streak: 7, 6/16-7/25/08

CAREER

Walks: 5, 8/25/13 at CLE
CG: 4, last 7/27/11 at CIN
Low-Hit: 3, 8/20/08 vs. ATL

PELFREY'S PITCHING RECORD

YEAR	CLUB	W-L	ERA	G	GS	CG	SH	SV	IP	H	R	ER	HR	HB	BB	SO	WP	BK	BAA
2006	St. Lucie	2-1	1.64	4	4	0	0	0	22.0	17	5	4	1	1	2	26	3	0	.224
	Binghamton	4-2	2.71	12	12	0	0	0	66.1	60	23	20	2	4	26	77	2	0	.244
	NEW YORK-NL	2-1	5.48	4	4	0	0	0	21.1	25	14	13	1	3	12	13	2	0	.305
	Norfolk	1-0	2.25	2	2	0	0	0	8.0	4	2	2	1	0	5	6	0	0	.148
2007	St. Lucie	0-0	3.00	1	1	0	0	0	6.0	5	3	2	1	2	3	2	0	0	.250
	New Orleans	3-6	4.01	14	14	0	0	0	74.0	74	35	33	6	6	26	56	2	0	.261
	NEW YORK-NL	3-8	5.57	15	13	0	0	0	72.2	85	47	45	6	9	39	45	3	0	.298
2008	NEW YORK-NL	13-11	3.72	32	32	2	0	0	200.2	209	86	83	12	13	64	110	2	0	.276
2009	NEW YORK-NL	10-12	5.03	31	31	0	0	0	184.1	213	112	103	18	7	66	107	1	6	.289
2010	NEW YORK-NL	15-9	3.66	34	33	0	0	1	204.0	213	88	83	12	6	68	113	1	1	.275
2011	NEW YORK-NL	7-13	4.74	34	33	2	0	0	193.2	220	111	102	21	7	65	105	2	2	.286
2012	NEW YORK-NL	0-0	2.29	3	3	0	0	0	19.2	24	5	5	0	0	4	13	1	0	.300
2013	MINNESOTA	5-13	5.19	29	29	0	0	0	152.2	184	92	88	13	6	53	101	1	0	.300
	Minor League Totals	10-9	3.11	33	33	0	0	0	176.1	160	68	61	11	13	62	167	7	0	.245
	National League Totals	50-54	4.36	153	149	4	0	1	896.1	989	463	434	70	45	318	506	12	9	.284
	American League Totals	5-13	5.19	29	29	0	0	0	152.2	184	92	88	13	6	53	101	1	0	.300
	Major League Totals	55-67	4.48	182	178	4	0	1	1049.0	1173	555	522	83	51	371	607	13	9	.286

PELFREY'S CAREER FIELDING RECORD																
POSITION	PCT	G	PO	A	E	TC	DP	PB								
Pitcher	.964	182	68	146	8	222	13	—								
PELFREY'S BATTING RECORD																
BATTING	AVG	AB	R	H	2B	3B	HR	RBI	SH	SF	HB	BB	SO	SB	CS	OBP
Career	.098	265	13	26	5	0	0	13	24	1	2	13	71	0	0	.146
PELFREY'S DAY-BY-DAY																
Date	Opp.	Dec.	IP	H	R	ER	HR	BB	SO	IR/IRS						
April 4	DET	W(1-0)	5.1	5	2	0	0	2	1	--						
April 9	@KCR	L(1-1)	2.0	8	6	6	0	0	1	--						
April 16	LAA	W(2-1)	5.0	7	4	4	0	2	2	--						
April 23(2)	MIA	L(2-2)	4.2	9	5	5	0	1	2	--						
April 29	@DET	L(2-3)	5.1	7	4	4	2	2	1	--						
APRIL TOTALS		2-3	22.1	36	21	19	2	7	7	7.66 ERA						
May 5	@CLE	W(3-3)	6.0	4	1	1	0	1	7	--						
May 10	BAL	ND	6.0	9	3	3	0	1	1	--						
May 15	CHW	L(3-4)	4.0	8	5	5	2	2	3	--						
May 21	@ATL	ND	2.0	4	2	2	0	1	1	--						
May 26	@DET	L(3-5)	5.2	5	5	5	1	3	5	--						
May 31	SEA	L(3-6)	5.1	6	3	3	1	4	2	--						
MAY TOTALS		1-3	29.0	36	19	19	4	12	19	5.90 ERA						
June 6	@KCR	ND	6.1	7	3	3	0	1	2	--						
June 12	PHI	ND	7.0	5	3	3	0	1	7	--						
June 18	CHW	ND	6.0	10	4	4	1	0	3	--						
JUNE TOTALS		0-0	19.1	22	10	10	1	2	12	4.66 ERA						
July 6	@TOR	W(4-6)	6.0	3	0	0	0	3	2	--						
July 11	@TBR	L(4-7)	6.0	8	3	3	2	0	5	--						
PRE-ASG TOTALS		4-7	82.2	105	53	51	9	24	45	5.55 ERA						
July 19	CLE	ND	5.2	4	2	2	0	3	5	--						
July 24	@LAA	L(4-8)	6.0	5	1	1	0	1	5	--						
July 30	KCR	L(4-9)	4.0	8	4	4	1	2	4	--						
JULY TOTALS		1-3	27.2	28	10	10	3	9	21	3.25 ERA						
August 4	HOU	ND	5.0	7	2	2	0	3	4	--						
August 10	@CHW	L(4-10)	5.0	4	5	4	1	5	2	--						
August 15	CHW	ND	6.1	7	3	3	0	1	4	--						
August 20	@DET	W(5-10)	6.2	7	3	3	1	1	2	--						
August 25	@CLE	ND	5.0	2	1	1	0	6	3	--						
August 31	@TEX	ND	7.0	6	1	1	0	0	7	--						
AUGUST TOTALS		1-1	35.0	33	15	14	2	16	22	3.60 ERA						
Sept. 6	TOR	L(5-11)	6.0	6	6	5	0	2	7	--						
Sept. 11	OAK	L(5-12)	3.0	8	7	7	1	1	2	--						
Sept. 17	@CHW	L(5-13)	4.1	9	3	3	0	1	6	--						
Sept. 23	DET	ND	6.0	6	1	1	0	3	5	--						
SEPTEMBER TOTALS		0-3	19.1	29	17	16	1	7	20	7.45 ERA						
POST-ASG TOTALS		1-6	70.0	79	39	37	4	29	56	4.76 ERA						
SEASON TOTALS		5-13	152.2	184	92	88	13	53	101	5.19 ERA						



GLEN PERKINS

LEFT-HANDED PITCHER

15

HEIGHT/WEIGHT: 6-0/204
BORN: 3/2/83 in St. Paul, MN
RESIDES: Lakeville, MN

BATS/THROWS: L/L
AGE: 30

ACQUIRED: 1st round (22nd overall), 2004 First-Year Player Draft
M.L. SERVICE: 6 years, 10 days
CONTRACT STATUS: Signed thru 2015

PERSONAL: Glen Weston Perkins...wife Alisha (Weber)...daughters Addison (11/21/06) and Lyla (8/10/08)...2001 graduate of Stillwater (MN) High School where he was named All-State in 2001...attended University of Minnesota where he was named first team All-Big Ten, Big Ten Freshman of the Year, *Baseball America* first team Freshman All-American and was one of four collegiate baseball Freshman of the Year in 2003...set school single season record for strikeouts (117) in 2003...named Big Ten Pitcher of the Year and first team All-Big Ten in 2004...selected to Louisville Slugger team, second team Collegiate Baseball News, third team *Baseball America* and third team ABCA All-America teams in 2004...named Midwest Scouts Association College Player of the Year in 2004...was first Big Ten pitcher in history to win all of his conference starts, going 8-0 in 2004.

2013:

- Earned the win in his first appearance April 3 vs. Detroit, tossing 1.0 scoreless inning.
- Converted each of his first seven save opportunities April 6-May 9.
- Struck out at least one batter in 18 consecutive appearances April 16-June 4, totaling 31 in that span (17.2 IP).
- Did not allow a run in 11 June appearances (11.0 IP), allowing just four hits and one walk.
- Converted 14 consecutive save opportunities May 29-July 22...did not allow a run in that span, 19 straight appearances (19.1 IP).
- Did not allow a home run in 23 consecutive appearances May 25-July 23, Twins going 22-1 in that span.
- Walked just two batters in a 25 game span (25.1 IP) May 15-July 22.
- Saved 21 games, posted a 1.82 ERA (34.2 IP, 7 ER) and held opponents to a .172 batting-average-against in the first half and was selected to the American League All-Star team, the first of his career...he became the fourth Minnesota native to represent the Twins in the All-Star Game (Kent Hrbek, Jack Morris, Joe Mauer).
- Saved 46th career game August 9 at Chicago-AL, passing Matt Capps (45) and moving into sole possession of 10th place on the Twins all-time list.
- Saved 30th game August 22 at Detroit, becoming the 13th pitcher in club history to reach the 30-save plateau in a single season.
- Saved 51st career game September 9 vs. Los Angeles-AL, tying Bill Campbell for ninth on Twins all-time list...recorded 52nd career save September 10 vs. Oakland, passing Campbell and moving into sole possession of ninth place.
- Saved 54th career game September 18 at Chicago-AL, tying Mike Marshall for eighth on the Twins all-time list.
- Led Twins relievers in strikeouts (77) and ranked third in the AL among left-handed relievers...struck out at least one batter in 49 of his 61 appearances and multiple batters in 25 appearances.
- Ranked seventh in the AL in save percentage (90.0), ninth in saves (36) and opponent batting average for relievers (.196).

2012: Made Twins Opening Day roster for third time in career and second straight season...allowed just two runs in 20-game span (19.1 IP) with an ERA of 0.93 May 13-June 30...earned first win of season, tossing 1.0 scoreless inning May 29 vs. Oakland...posted an ERA of 1.42 (12.2 IP, 2 ER) in 13 May appearances and a 1.54 ERA (11.2 IP, 2 ER) in 12 June appearances...recorded third and fourth career saves in back-to-back appearances June 20 at Pittsburgh and June 22 at Cincinnati in Matt Capps' absence (DL)...struck out at least one batter in nine straight games (13 total) June 5-25, his third longest streak of career...made 200th career appearance August 25 at Texas...set single-season career-high with 66th appearance September 23 at Detroit...converted 12 straight save opportunities July 20-September 28, which was third best in baseball at the time...18 of final 21 appearances were scoreless August 7-October 1, posting a 1.23 ERA (22.0 IP, 3 ER) in that span...walked just one batter in final 19 appearances (67 batters-faced) August 15-October 1...struck out multiple batters on 24 occasions and three batters on six occasions...was one of just two AL relievers and seven relievers in baseball with at least 10 holds (11) and 15 saves (16), the others being Santiago Casilla (12 H, 25 S), Steve Chisek (13 H, 15 S), Heath Bell (13 H, 19 S), Jonathan Broxton (10 H, 27 S), Grant Balfour (15 H, 24 S) and Tyler Clippard (13 H, 32 S)...ranked second in baseball in saves for a left-hander (16) behind Aroldis Chapman (38)...tied for fourth in AL in games among lefties (70). Named to 2013 USA roster for World Baseball Classic.

2011: Made Twins Opening Day roster for second time in career and first time since 2009...did not allow a run in first 10 appearances (9.1 IP) April 1-24...allowed just one run in first 17 appearances (18.2 IP) April 1-May 13 for a 0.48 ERA in that span...struck out 13 of 31 batters faced (42%) in a seven-game span (8.0 IP) May 7-18...placed on 15-day disabled list with a right oblique strain May 22...went on rehab assignment to Triple-A Rochester June 11-16; reinstated June 17...did not allow a home run in first 47 appearances (45.1 IP) April 1-August 8, until allowing one to David Ortiz August 10 vs. Boston...walked just one batter (Paul Konerko, July 9; intentionally) in a 19-game stretch (16.2 IP) June 28-August 5...allowed just one run in a 20-game span, posting a 0.51 ERA (17.2 IP, 1 ER) June 26-August 5...allowed just two hits in an 18-game span, holding opponents to a .041 average (2-for-49), June 29-August 5...recorded first career save with 0.2 scoreless inning July 3 vs. Milwaukee...recorded second career save in his next appearance July 5 vs. Tampa Bay, pitching 0.1 scoreless inning (3 pitches)...posted a three-game winning streak July 16-26...48 of 65 appearances were scoreless and he allowed multiple runs on just two occasions (back-to-back appearances, August 6 vs. Chicago-AL and August 8 vs. Boston)...struck out two-plus batters in 20 of his 65 appearances...posted 9.49 strikeouts-per-9.0 innings ratio...

struck out at least one batter in 42 of 65 appearances...his 65 strikeouts were second most in the American League for a lefty reliever behind Chicago's Chris Sale (79), and were eighth most in baseball...his 65 appearances were sixth most for a lefty reliever in the American League...his strikeouts-per-9.0 innings ratio was 12th best in the American League for pitchers with a minimum of 50.0 innings pitched...ranked third on the Twins staff in appearances...led Twins staff in strikeouts-per-9.0 innings...was the recipient of the Joseph W. Haynes Award as the Twins Pitcher of the Year and the Charles O. Johnson Award as the Most Improved Twin (both awards voted on by the Twins Cities chapter of the BBWAA).

2010: Started season with Triple-A Rochester...had season-high nine strikeouts (5.2 innings) May 27 at Durham...recalled by Twins August 11 and made a start that same night at Chicago-AL, allowing six runs (4 earned) on five hits in 4.2 innings pitched...made three appearances out of the bullpen for the Twins before being optioned to Rochester August 27...recalled to Twins September 6...finished his season at Rochester with a record of 4-9, 5.81 (124.0 IP, 80 ER) with 98 strikeouts and 36 walks in 26 games (24 starts)...pitched 6.0-plus innings in six of last 11 starts for Red Wings...did not allow a run in five consecutive appearances (6.1 IP) September 7-21...earned only major league win of season, tossing 1.0 scoreless inning of relief September 21 vs. Cleveland; the win was eventual AL Central clinching victory for the Twins.

2009: Made Twins Opening Day roster for first time in career as Twins number four starter...tossed 8.0 innings in each of first three starts April 9-19, including first win on April 19 vs. Los Angeles-AL...allowed no more than two runs in any of those first three starts, becoming first pitcher to begin a season with three straight games of at least 8.0 innings and two-or-fewer runs allowed since Pat Hentgen did it for Baltimore in 2001...no other pitcher has started a season with a three-game streak of that kind for Twins since the club relocated to Minnesota in 1961...placed on 15-day disabled list with inflammation in left elbow May 18...made two rehab starts at Single-A Ft. Myers and returned to Twins June 16...placed on 15-day disabled list August 11 with left shoulder tendinitis...finished season with Triple-A Rochester.

2008: Began season at Triple-A Rochester...recalled and made first major league start May 10 vs. Boston...recorded first career win May 20 vs. Texas...earned second career win May 25 at Detroit...had season-high seven strikeouts on June 30 vs. Detroit...tossed season-high 8.0 innings, allowing three runs on 10 hits for third career win, June 19 vs. Washington...won five straight decisions June 19-July 18...tied for first in American League in July for wins (4)...recorded five straight wins in a six start span July 29-August 27, including two 8.0-shutout inning performances vs. New York-AL, August 11, and at Los Angeles-AL August 22...logged 10th win on August 17 vs. Seattle, becoming 11th Twins pitcher in history to win at least 10 games in rookie season...recorded third most wins (12) for a Twins pitcher in his rookie season, tying Francisco Liriano (2006), Jesse Crain (2005), Mark Redman (2000) and Kevin Tapani (1990)...tied Jim "Mudcat" Grant (1965) and Camilo Pascual (1965) for fifth highest single season winning percentage (.750) all-time for a Twins starter (minimum of 20 starts), and fourth highest by a left-handed pitcher (Frank Viola, .774, 1988; Johan Santana, .769, 2004; Santana, .760, 2006)...was also the best winning percentage for a rookie pitcher...his 12 wins tied him for sixth in the American League for victories by a left-handed pitcher.

2007: Began season at Triple-A Rochester...recalled April 12...placed on 15-day disabled list with a muscle strain in left shoulder May 22...pitched in one game for GCL Twins on rehab assignment July 11...had rehab assignment transferred to Ft. Myers July 14-18...assigned to New Britain on injury rehab August 17-30...reinstated from disabled list September 11...did not allow a run in seven appearances (5.0 IP) September 12-28...ranked 14th best prospect in the Twins organization by *Baseball America* entering the 2008 season.

2006: Began season at Double-A New Britain and recorded first win May 19 allowing just one run in 7.0 innings...tossed a complete game shutout June 4...averaged 10.05 strikeouts-per-9.0 innings at New Britain...promoted to Rochester September 3...contract selected by Minnesota September 19...made major league debut September 21 at Boston, becoming 27th native Minnesotan to play for the Twins; pitched 1.1 scoreless innings and struck out first batter he faced in major leagues...ranked second best prospect in Twins organization by *Baseball America* entering the 2007 season.

2005: Began season at Single-A Ft. Myers...disabled with sprained left wrist April 15-22...had season-high 14 strikeouts June 11 at Lakeland...Twins minor league Pitcher of the Week June 11-17...tossed season-high 9.0 innings and six-hit shutout June 16 vs. Clearwater...promoted to New Britain June 23...pitched for Grand Canyon in the Arizona Fall League...ranked fourth best prospect in Twins organization by *Baseball America* entering 2006 season.

2004: Began season at Rookie Elizabethton...was 1-0, 2.25 (12.0 IP, 3 ER) in three starts July 6-17...promoted to Quad Cities July 21...was 2-0, 1.30 (34.2 IP, 5 ER) in six starts August 8-September 4...pitched season-high 7.0 innings August 19 at Ft. Wayne.

PROFESSIONAL: Signed by scout Mark Wilson.

2013		PERKINS' GAME HIGHS	CAREER
IP: 2.0, 9/23 vs. DET	Walks: 3, 7/23 at LAA	IP: 8.0, 6x, last 4/19/09 vs. LAA	Walks: 4, 5/13/09 vs. DET
SO: 3, 3x, last 8/29 vs. KC	CG: - -	SO: 7, 6/30/08 vs. DET	CG: - -
Save-Streak: 14, 5/29-7/22	Low-Hit: - -	Save-Streak: 14, 5/29-7/22/13	Low-Hit: - -

PERKINS' PITCHING RECORD

YEAR	CLUB	W-L	ERA	G	GS	CG	SH	SV	IP	H	R	ER	HR	HB	BB	SO	WP	BK	BAA
2004	Elizabethhton	1-0	2.25	3	3	0	0	0	12.0	8	3	3	0	0	4	22	0	0	.186
	Quad Cities	2-1	1.30	9	9	0	0	0	48.1	33	9	7	2	3	12	49	0	0	.205
2005	Ft. Myers	3-2	2.13	10	9	2	1	0	55.0	41	14	13	2	1	13	66	2	0	.205
	New Britain	4-4	4.90	14	14	0	0	0	79.0	80	45	43	4	8	35	67	3	1	.263
2006	New Britain	4-11	3.91	23	23	2	1	0	117.1	109	60	51	11	6	45	131	3	1	.243
	Rochester	0-1	2.08	1	1	0	0	0	4.1	6	1	1	0	0	5	3	0	0	.333
	MINNESOTA	0-0	1.59	4	0	0	0	0	5.2	3	1	1	0	0	0	6	0	0	.150
2007	Rochester	0-0	1.50	1	1	0	0	0	6.0	2	1	1	1	0	1	2	0	0	.105
	MINNESOTA	0-0	3.14	19	0	0	0	0	28.2	23	10	10	2	2	12	20	2	0	.232
	New Britain	0-2	11.05	3	3	0	0	0	7.1	11	9	9	4	0	7	7	2	0	.344
	Ft. Myers	0-0	27.00	1	1	0	0	0	1.0	3	3	3	1	0	0	0	1	0	.500
	GCL Twins	0-0	1.80	3	3	0	0	0	5.0	3	1	1	0	1	2	6	1	0	.167
2008	Rochester	2-1	2.97	7	6	1	1	0	33.1	28	15	11	2	1	19	27	1	1	.220
	MINNESOTA	12-4	4.41	26	26	0	0	0	151.0	183	81	74	25	3	39	74	2	1	.301
2009	MINNESOTA	6-7	5.89	18	17	0	0	0	96.1	120	64	63	13	1	23	45	2	1	.304
	Ft. Myers	1-0	2.45	2	2	1	1	0	11.0	8	5	3	2	0	1	9	0	0	.195
	GCL Twins	0-0	0.00	1	1	0	0	0	1.0	0	0	0	0	0	0	0	0	0	.000
2010	Rochester	4-9	5.81	26	24	0	0	0	124.0	160	91	80	14	5	36	98	1	1	.309
	MINNESOTA	1-1	5.82	13	1	0	0	0	21.2	29	16	14	3	4	5	14	0	0	.337
2011	Rochester	0-0	0.00	2	1	0	0	0	3.0	4	0	0	0	0	0	2	0	0	.333
	MINNESOTA	4-4	2.48	65	0	0	0	2	61.2	55	19	17	2	1	21	65	3	0	.244
2012	MINNESOTA	3-1	2.56	70	0	0	0	16	70.1	57	25	20	8	3	16	78	3	0	.222
2013	MINNESOTA	2-0	2.30	61	0	0	0	36	62.2	43	16	16	5	3	15	77	0	0	.196
Minor League Totals		21-31	4.01	106	101	6	4	0	507.2	496	257	226	43	25	180	489	14	4	.254
Major League Totals		28-17	3.89	276	44	0	0	54	498.0	513	232	215	58	17	131	379	12	2	.269

PERKINS' CAREER FIELDING RECORD

POSITION	PCT	G	PO	A	E	TC	DP	PB
Pitcher	.955	276	13	71	4	88	3	—

PERKINS' BATTING RECORD

BATTING	AVG	AB	R	H	2B	3B	HR	RBI	SH	SF	HB	BB	SO	SB	CS	OBP
Career	.000	4	0	0	0	0	0	0	3	0	0	0	4	0	0	.000

PERKINS' DIVISION SERIES RECORD

YEAR	OPPONENT	W-L	ERA	G	GS	CG	SH	SV	IP	H	R	ER	HR	HB	BB	SO	WP	BK	BAA
2006	Oakland	0-0	0.00	1	0	0	0	0	0.1	2	0	0	0	0	0	0	0	0	.667

PERKINS' WORLD BASEBALL CLASSIC RECORD

YEAR	CLUB	W-L	ERA	G	GS	CG	SH	SV	IP	H	R	ER	HR	HB	BB	SO	WP	BK	BAA
2013	USA	0-0	9.00	2	0	0	0	0	2.0	3	2	2	0	0	2	2	0	0	.429

PERKINS' DAY-BY-DAY

Date	Opp.	Dec.	IP	H	R	ER	HR	BB	SO	IR/IRS
April 3	DET	W(1-0)	1.0	0	0	0	0	0	1	0/0
April 6	@BAL	S(1)	1.0	0	0	0	0	0	0	0/0
April 7	@BAL	S(2)	1.0	0	0	0	0	0	2	0/0
April 12	NYM	ND	1.0	2	2	2	0	1	0	0/0
April 16	LAA	S(3)	0.2	1	0	0	0	0	1	2/2
April 20	@CWSx	S(4)	1.0	0	0	0	0	1	2	0/0
April 21	@CWS	S(5)	1.0	0	0	0	0	0	2	0/0
April 23(1)	MIA	S(6)	1.0	0	0	0	0	0	3	0/0
April 27	TEX	ND	1.0	1	2	2	0	2	2	0/0
APRIL TOTALS		1-0-6	8.2	4	4	4	0	4	13	4.15 ERA
May 1	@DET	ND	1.0	2	0	0	0	0	1	0/0
May 5	@CLE	S(7)	1.0	2	1	1	1	0	2	0/0
May 8	@BOS	ND	1.0	0	0	0	0	0	2	0/0
May 9	@BOS	S(8)	1.0	0	0	0	0	1	2	0/0
May 15	CWS	ND	1.0	1	0	0	0	0	1	0/0
May 17	BOS	ND	1.0	0	0	0	0	0	2	0/0
May 21	@ATL	BS(1)	1.0	1	1	1	1	0	2	0/0
May 25	@DET	S(9)	1.0	1	0	0	0	0	1	0/0
May 27	@MIL	S(10)	1.0	0	0	0	0	0	2	0/0
May 28	@MIL	BS(2)	1.0	2	1	1	0	1	1	0/0
May 29	MIL	S(11)	1.0	1	0	0	0	0	2	0/0
MAY TOTALS		0-0-5	11.0	10	3	3	2	2	18	2.45 ERA
June 2	SEA	ND	1.0	0	0	0	0	0	2	0/0
June 4	@KC	S(12)	1.0	0	0	0	0	0	1	0/0
June 8	@WSH	S(13)	1.0	1	0	0	0	0	0	0/0
June 11	PHI	S(14)	1.0	0	0	0	0	0	1	0/0
June 12	PHI	S(15)	1.0	0	0	0	0	0	0	0/0
June 15	DET	S(16)	1.0	0	0	0	0	0	1	0/0
June 18	CWS	S(17)	1.0	0	0	0	0	0	2	0/0
June 19	CWS	S(18)	1.0	0	0	0	0	0	2	0/0
June 23	@CLE	S(19)	1.0	2	0	0	0	0	0	0/0
June 27	KC	S(20)	1.0	1	0	0	0	1	1	0/0
June 29	KC	ND	1.0	0	0	0	0	0	2	0/0
JUNE TOTALS		0-0-9	11.0	4	0	0	0	1	12	0.00 ERA
July 3	NYN	ND	1.0	0	0	0	0	0	1	0/0
July 6	@TOR	ND	1.0	0	0	0	0	0	1	0/0
July 13	@NYN	S(21)	1.0	1	0	0	0	0	0	0/0
July 14	@NYN	ND	1.0	2	0	0	0	0	2	0/0
PRE-ASG TOTALS		1-0-21	34.2	21	7	7	2	7	47	1.82 ERA
July 19	CLE	S(22)	1.0	0	0	0	0	0	1	0/0
July 20	CLE	S(23)	1.0	1	0	0	0	0	1	0/0
July 22	@LAA	S(24)	1.1	3	0	0	0	0	2	2/1
July 23	@LAA	W(2-0)	1.0	1	1	1	0	3	0	0/0
July 26	@SEA	S(25)	1.0	2	1	1	1	0	0	0/0
July 31	KC	ND	1.0	0	0	0	0	0	0	0/0
JULY TOTALS		1-0-5	10.1	10	2	2	1	3	8	1.74 ERA
August 2	HOU	ND	1.0	2	1	1	0	0	1	0/0
August 3	HOU	S(26)	1.0	0	0	0	0	0	1	0/0
August 4	HOU	S(27)	1.0	1	0	0	0	0	1	0/0
August 9(1)	@CWS	ND	1.0	3	2	2	0	0	2	0/0
August 9(2)	@CWS	S(28)	1.0	0	0	0	0	0	0	0/0
August 14	CLE	ND	1.2	1	1	1	1	0	3	0/0
August 18	CWS	ND	1.0	0	0	0	0	0	1	0/0
August 20	@DET	S(29)	1.0	1	0	0	0	1	1	0/0
August 22	@DET	S(30)	1.0	1	0	0	0	1	0	0/0
August 29	KC	ND	1.0	1	0	0	0	0	3	0/0
August 30	@TEX	S(31)	1.0	0	0	0	0	0	2	0/0
AUGUST TOTALS		0-0-6	11.2	10	4	4	1	2	15	3.09 ERA
Sept. 1	@TEX	S(32)	1.0	0	0	0	0	0	2	0/0
Sept. 3	@HOU	BS(4)	1.0	3	3	3	1	0	0	0/0
Sept. 8	TOR	ND	1.0	0	0	0	0	1	1	0/0
Sept. 9	LAA	S(33)	1.0	2	0	0	0	0	1	0/0
Sept. 10	OAK	S(34)	1.0	0	0	0	0	0	2	0/0
Sept. 15	TB	S(35)	1.0	0	0	0	0	0	1	0/0
Sept. 18	@CWS	S(36)	1.0	0	0	0	0	0	2	0/0
Sept. 23	DET	ND	2.0	0	0	0	0	2	1	0/0
Sept. 28	CLE	ND	1.0	0	0	0	0	0	1	0/0
SEPTEMBER TOTALS		0-0-5	10.0	5	3	3	1	3	11	2.70 ERA
POST-ASG TOTALS		1-0-15	28.0	22	9	9	3	8	30	2.89 ERA
SEASON TOTALS		2-0-36	62.2	43	16	16	5	15	77	2.30 ERA



JOSMIL PINTO

CATCHER

43

HEIGHT/WEIGHT: 5-11/210

BORN: 3/31/89 in Valencia, VZ

RESIDES: San Joaquin, VZ

ACQUIRED: Signed as non-drafted free agent, 2/14/06

M.L. SERVICE: 31 days

CONTRACT STATUS: Signed thru 2013

BATS/THROWS: R/R

AGE: 24

PERSONAL: Jasmil Oswaldo Pinto (pronounced HOSE-meel PEEN-toe)...attended school at (U.E.) Franciscana Kumbaya in Venezuela.

2013:

- Began the season with Double-A New Britain after being optioned March 11.
- Hit two homer game April 10 at Harrisburg.
- Hit safely in 16 straight games June 25-July 13.
- Promoted to Triple-A Rochester August 1 and played in 19 games.
- Hit .309 (141-for-456) with 32 doubles, 15 home runs, 74 RBI and 10 three-hit games in 126 games between Triple-A and Double-A combined.
- Recalled by Minnesota August 31.
- Made major league debut September 1 at Texas, going 2-for-4 with an RBI-double and a run scored.
- Recorded first four-hit game and drew a walk September 3 at Houston — his second major league game, becoming the third Twin to record four hits in either their first or second career game, the previous two being Kirby Puckett May 8, 1984 at California (1st game) and Wilson Ramos May 2, 2010 at Cleveland (1st game).
- Recorded 13 hits in first 23 at-bats with five doubles...in Twins history, only Kirby Puckett in 1984 had more hits (16) in his first seven games than Pinto's 13; Pinto's five doubles marked the most for any player in club history...according to Elias, since 1980, only one player has had at least 20 at-bats and a higher batting average than Pinto (.565 average) in his first seven games; Jay Bruce was 15 for 26 (.577) at that point of his career.
- Hit safely in 15 of 21 games with the Twins.
- Led all AL rookies in batting average (.342) in September, tied for first in home runs (4), third in hits (26) and RBI (12) and tied for fourth in doubles (5) during the month.

2012: Began season with Single-A Ft. Myers...batted .392 (31-for-79) in 20 July games and .356 (21-for-59) in 16 August games...hit five home runs in 10-game span July 25-August 4...named Florida State League All-Star selection and *Baseball America* High Class-A All-Star...promoted to Double-A New Britain August 22...hit safely in 10 of 12 games for the Rock Cats...batted .295 (117-for-396) with 26 doubles, 14 home runs and 60 RBI in 105 games between the two levels combined...named catcher on MiLB.com Twins organizational All-Star team...added to Twins 40-man roster in November.

2011: Began season with Single-A Beloit, playing in nine games...promoted to Single-A Ft. Myers May 4...had season-high seven-game hitting streak July 22-31...batted .301 (25-for-83) against left-handed pitchers...played eight games for Tigres de Aragua in the Venezuelan Winter League.

2010: Spent entire season with Single-A Beloit, finishing fourth on team in home runs (10)...hit two home runs with season-high four RBI June 4 at Ft. Wayne...had season-high 10-game hitting streak August 21-September 1...played one game for Tigres de Aragua of the Venezuelan Winter League.

2009: Spent season with Rookie Elizabethton...named Twins Minor League Player of the Week August 28, batting .357 (10-for-28) with six runs, eight RBI, two home runs and two doubles in six games...named Appalachian League postseason All-Star...led Appalachian League in slugging percentage (.610) and home runs (13), second in extra base hits (31) and RBI (55) and was fifth in batting average (.332).

2008: Spent the season at GCL Twins...batted .329 (28-for-85) with nine doubles, three triples, one home run, 14 RBI and 14 runs scored in 24 games...batted .350 (21-for-60) against right-handed pitching and .280 (7-for-25) against left-handed pitching.

2007: Played second professional season with DSL Twins...recorded 33 hits and 29 walks in 181 plate appearances.

2006: Played first professional season with VSL Twins...batted .293 (17-for-58) against left-handed pitchers.

PROFESSIONAL: Signed by Jose Leon.

2013

Hits: 4, 9/3 at HOU

RBI: 3, 9/15 vs. TB

Hit-Streak: 5, 2x, last 9/17-23

HR: 1, 4x, last 9/26 vs. CLE

Grand Slams: --

SB: --

PINTO'S GAME HIGHS

Hits: 4, 9/3/13 at HOU

RBI: 3, 9/15/13 vs. TB

Hit-Streak: 5, 2x, last 9/17-23/13

CAREER

HR: 1, 4x, last 9/26/13 vs. CLE

Grand Slams: --

SB: --

PINTO'S PLAYING RECORD																		
YEAR	CLUB	AVG	G	AB	R	H	2B	3B	HR	RBI	SH	SF	HB	BB	SO	SB	CS	E OBP
2006	VSL Twins	.251	53	195	25	49	7	1	3	30	1	2	1	25	27	3	3	9 .336
2007	DSL Twins	.193	54	171	18	33	8	1	1	23	2	2	6	29	23	3	1	8 .327
2008	GCL Twins	.329	24	85	14	28	9	3	1	14	0	0	0	9	14	1	0	7 .394
2009	Elizabethton	.332	53	205	34	68	14	2	13	55	0	4	2	19	39	0	1	3 .387
2010	Beloit	.225	100	347	60	78	21	1	10	54	2	6	5	32	67	2	3	10 .295
2011	Beloit	.250	9	32	4	8	3	0	1	9	0	2	0	2	10	0	0	1 .278
	Ft. Myers	.262	64	221	21	58	11	1	5	32	0	1	2	12	36	1	0	1 .305
2012	Ft. Myers	.295	93	349	45	103	22	2	12	51	0	5	0	39	63	0	0	5 .361
	New Britain	.298	12	47	8	14	4	1	2	9	0	0	1	4	10	0	0	0 .365
2013	New Britain	.308	107	386	59	119	23	1	14	68	0	0	3	64	71	0	2	5 .411
	Rochester	.314	19	70	6	22	9	0	1	6	0	2	1	2	12	0	0	2 .333
	MINNESOTA	.342	21	76	10	26	5	0	4	12	0	0	1	6	22	0	0	2 .398
Minor League Totals		.275	588	2108	294	580	131	13	63	351	5	24	21	237	372	10	10	51 .351
Major League Totals		.342	21	76	10	26	5	0	4	12	0	0	1	6	22	0	0	2 .398

PINTO'S CAREER FIELDING RECORD								
POSITION	PCT	G	PO	A	E	TC	DP	PB
Catcher	.983	21	112	4	2	118	1	0

HOW TO FIGURE...

BATTING AVERAGE: Divide the number of hits by the total number of at-bats (at-bats do not include walks, sacrifices, hit-by-pitch, or times awarded first on obstruction or interference).

SLUGGING PERCENTAGE: Divide the total bases of all hits by the total number of at-bats.

ON-BASE PERCENTAGE: Add the total number of hits, walks and hit-by-pitch and divide by the total of at-bats, walks, hit-by-pitches and sacrifice flies.

EARNED RUN AVERAGE: Multiply the total number of earned runs by nine, then divide the result by the number of innings pitched.

FIELDING AVERAGE: Divide the total putouts and assists by the total of putouts, assists and errors (total chances).

CONSECUTIVE HITTING STREAKS: A consecutive hitting streak shall not be terminated if the plate appearance results in a base on balls, hit batsman, defensive interference, or a sacrifice bunt. A sacrifice fly shall terminate the streak.

WON-LOST PERCENTAGE: Divide the number of games won by the total number of games played.



TREVOR PLOUFFE

INFIELDER

24

HEIGHT/WEIGHT: 6-2/203

BORN: 6/15/86 in West Hills, CA

RESIDES: Porter Ranch, CA

ACQUIRED: 1st round (20th overall), 2004 First-Year Player Draft

M.L. SERVICE: 2 years, 162 days

CONTRACT STATUS: Signed thru 2013

BATS/THROWS: R/R

AGE: 27

PERSONAL: Trevor Patrick Plouffe (pronounced ploof)...wife Olivia (Pokorny)...2004 graduate of Crespi Carmelite (CA) High School...named 2004 Collegiate Baseball News High School All-American and *USA Today* All-American.

2013:

- Started his first ever Opening Day, playing third base and batting sixth April 1 vs. Detroit.
- Tied career-high with three hits, May 8 at Boston; also drove in three runs on the night.
- Hit safely in eight straight May 12-21, prior to landing on the 7-day disabled list with a concussion, an injury he suffered sliding into the leg of Dan Uggla at second base May 21 at Atlanta.
- Was reinstated from the 7-day DL May 30, strained his left calf that same day and placed on 15-day DL...played four games for Triple-A Rochester on rehab assignment and was reinstated June 14.
- Hit safely in 21 of 22 games May 12-June 30, including a season-high 12 game hitting streak June 18-30.
- First career four-hit game (6 at-bats), including a home run, September 3 at Houston.
- Hit 20th double September 6 vs. Toronto, setting a single-season career-high.
- Hit .330 (34-for-103) in 27 September games, his 34 hits were tied for third most in the AL.
- Ranked fourth on the Twins in hits (121) and RBI (52), and tied for third in home runs (14).

2012: Made Twins Opening Day roster for first time in career...drew 13 walks in 18-game span April 17-May 14...tied career-high with four RBI June 9 vs. Chicago-NL...also set single season career-high with ninth home run...homered in four straight games June 12-15, the longest streak for a Twins player since Jim Thome September 4-11, 2010...set Twins all-time single-season Interleague home run record, hitting his eighth, passing Torii Hunter (7 in 2005) June 15 vs. Milwaukee (he finished with 9)...had first two career two-homer games -- June 15 vs. Milwaukee and July 1 vs. Kansas City...set career-high with three walks June 16 vs. Milwaukee...hit one home run in first 22 games April 6-May 14, but hit 18 homers in next 39 games May 16-July 3...batted .327 (32-for-98) with 11 home runs, 21 RBI, 22 runs scored and a .735 slugging percentage in 26 June games...his slugging percentage ranked second in American League and his home runs were tied for second over that same span...hit safely in career-high 17 games June 30 (Game 1)-July 19, batting .328 (22-for-67) in that span...placed on 15-day disabled list with bruised right thumb July 27...returned from rehab at Triple-A Rochester and reinstated August 13...hit 20th home run August 29 vs. Seattle, becoming first Twin to have 20-plus homers in rookie or year-after-rookie season since Marty Cordova won the AL Rookie of the Year Award with 24 home runs in 1995 (Elias Sports Bureau).Finished second on the team in home runs with 24, 18 being solo shots; hit 12 homers off lefties and righties each.

2011: Started season with Triple-A Rochester...played in 21 games for Red Wings, batting .282 (22-for-78) with four doubles, six home runs and 13 RBI...recalled by Twins May 4...hit home run in first major league at-bat of the season, a solo shot off Tim Wakefield May 6 at Boston...homered in consecutive games May 19 at Oakland and May 20 at Arizona...optioned to Triple-A Rochester as Twins called up outfielder Brian Dinkelman June 2...batted .333 (38-for-114) with seven doubles, nine home runs and 20 RBI in 30 games with Red Wings...recalled by Twins July 14...started first career game in the outfield (right field) July 15 vs. Kansas City...posted two career-high seven-game hitting streaks -- August 10-20 and again August 28-September 4...recorded career-high four RBI September 3 at Los Angeles-AL...had game-winning walk-off single in Twins final game of season (1-0) in bottom of ninth inning September 28 vs. Kansas City...played five different positions defensively -- 45 games at shortstop, 17 games at second base (15 starts), 11 games in right field (9 starts), three games in left field (2 starts) and one game at first base...his eight doubles in September set Twins rookie record for most doubles in the month...combined to bat .268 (128-for-478) with 29 doubles, four triples, 23 home runs, 64 RBI and 80 runs scored in 132 games between Triple-A Rochester and Minnesota...his 23 home runs led the Twins organization and his 234 total bases ranked fourth.

2010: Started season with Triple-A Rochester and played in 39 games for Red Wings before being recalled May 21...made major league debut, starting at shortstop, May 21 vs. Milwaukee...went 2-for-5 in that game with a double, a run scored and two RBI; singled off Dave Bush for first major league hit...played in three games for Twins (all in the Milwaukee series May 21-23) before being optioned to Rochester May 25; recalled, June 11...played in four games before being optioned again June 19; recalled July 30...hit first career home run (off Fausto Carmona) August 7 at Cleveland...optioned to Rochester August 10; recalled September 1...appeared in 12 games for Twins in September, almost exclusively as a pinch-runner...hit second career major league home run October 1 vs. Toronto...finished season with 17 home runs between Rochester and Minnesota...named to MLB.com's 2010 Twins organizational All-Star team...ranked 24th best prospect in Twins organization by *Baseball America* entering 2011 season.

2009: Spent entire season at Triple-A Rochester...was youngest member of Red Wings Opening Day roster (22)...hit first inning grand slam May 24 at Norwich...had two-run walk-off home run June 2 vs. Gwinnett...went 4-for-4 with a double and a home run August 29 vs. Buffalo...hit .314 (27-for-86) with 12 RBI and 18 runs scored in 27 games in August...batted .538 (7-for-13) with bases loaded...his 10 home runs were most he had in a season since 2005 when he hit 13 for Beloit...played 118 games for Red Wings, including 112 at shortstop...led all International League shortstops in total chances (542), putouts (86), errors (26) and double plays (84)...ranked 24th best prospect in the Twins organization by *Baseball America* entering 2010 season.

2008: Began season at Double-A New Britain...recorded first four-hit game of season, driving in four and scoring three runs April 12 at Portland... had four straight multi-hit games April 20-23...promoted to Rochester June 13...finished with 20 multi-hit games for Red Wings...played 32 games at third base, 20 games at second base and 12 games at shortstop for Rochester...hit .307 (39-for-127) off lefties between Double-A and Triple-A... ranked 13th best prospect in Twins organization by *Baseball America* entering the 2009 season.

2007: Spent entire season at Double-A New Britain...had four-hit game April 26 vs. Portland...named Twins minor league Player of the Week April 27-May 3, hitting .476 (10-for-21) with two doubles, two home runs and five RBI...had second four-hit game of season May 28 at Harrisburg... named Eastern League Player of the Week May 28-June 3 while hitting .441 (15-for-34) with five doubles, one home run, eight runs and six RBI... hit safely in 12 straight games June 18-28...hit .325 (38-for-117) with four home runs, 15 RBI, five doubles, two triples and 17 runs scored in 28 June games...was second on club in hits (136) and third in league in doubles (37)...participated in the Arizona Fall League, hitting .280 (14-for-50) in 15 games for the Phoenix Desert Dogs...tied for 11th in all of minors with 15 sacrifice hits...ranked 10th best prospect in the Twins organization by *Baseball America* entering the 2008 season.

2006: Spent entire season at Single-A Ft. Myers...had nine-game hit-streak June 11-26, including first home run June 20 vs. Lakeland...led club in doubles (26), and was third in hits (112) and runs scored (60).

2005: Spent entire season at Single-A Beloit...hit first home run April 10 vs. Quad Cities...hit safely in nine straight games June 9-17, batting .382 (13-for-34) with two home runs, six RBI, and five runs scored...had first four-hit game July 4 at Wisconsin...had four straight multi-hit games July 14-17, including two three-hit games...hit four home runs in six-game span July 30-August 4...finished season with 15 multi-RBI games... ranked second on club in home runs (13), third in runs scored (58) and games (127), and fourth in hits (104)...ranked 12th best prospect in the Midwest League by *Baseball America*...ranked ninth best prospect in the Twins organization by *Baseball America* entering the 2006 season.

2004: Played 60 games at Rookie Elizabethton and hit safely in 48 of those contests...had three-hit game June 26 vs. Princeton with one home run and two RBI...had nine-game hit-streak July 31-August 9, including four-hit game August 4 vs. Danville...hit safely in 13 of last 14 games played, including four-hit game on last day of season August 29 at Princeton...was second on club in hits (67)...ranked sixth best prospect in Appalachian League by *Baseball America*.

PROFESSIONAL: Signed by scout Bill Mele.

2013

Hits: 4, 9/3 at HOU

RBI: 3, 4x, last 9/9 vs. LAA

Hit-Streak: 12, 6/18-30

PLOUFFE'S GAME HIGHS

HR: 1, 14x, last 9/3 at HOU

Grand Slams: - -

SB: 1, 2x, last 8/9 at CWS

CAREER

Hits: 4, 9/3/13 at HOU

RBI: 4, 3x, last 8/29/12 vs. SEA

Hit-Streak: 17, 6/30-7/19/12

HR: 2, 2x, last 7/1/12 vs. KC

Grand Slams: - -

SB: 1, 4x, last 9/19/12 at CLE

PLOUFFE'S PLAYING RECORD																			
YEAR	CLUB	AVG	G	AB	R	H	2B	3B	HR	RBI	SH	SF	HB	BB	SO	SB	CS	E	OBP
2004	Elizabethton	.283	60	237	29	67	7	2	4	28	2	3	3	19	34	2	1	16	.340
2005	Beloit	.223	127	466	58	104	18	0	13	60	5	7	4	50	78	8	4	35	.300
2006	Ft. Myers	.246	125	455	60	112	26	4	4	45	2	5	4	58	93	8	5	29	.333
2007	New Britain	.274	126	497	75	136	37	2	9	50	15	3	2	38	89	12	7	32	.326
2008	New Britain	.269	58	227	32	61	17	3	3	21	3	0	3	16	43	4	2	7	.325
	Rochester	.256	66	250	34	64	17	3	6	39	5	3	0	14	47	1	1	11	.292
2009	Rochester	.260	118	430	53	112	23	5	10	60	4	7	2	34	68	3	6	26	.313
2010	Rochester	.244	102	402	53	98	22	4	15	49	8	2	6	27	90	5	5	12	.300
	MINNESOTA	.146	22	41	7	6	1	0	2	6	2	1	0	0	14	0	0	1	.143
2011	Rochester	.313	51	192	33	60	11	3	15	33	1	3	3	21	39	3	1	5	.384
	MINNESOTA	.238	81	286	47	68	18	1	8	31	2	3	4	25	71	3	3	12	.305
2012	Rochester	.000	2	8	0	0	0	0	0	0	0	0	0	1	2	0	0	0	.111
	MINNESOTA	.235	119	422	56	99	19	1	24	55	0	2	4	37	92	1	3	19	.301
2013	Rochester	.333	4	15	3	5	0	0	1	3	0	0	0	2	3	0	0	1	.412
	MINNESOTA	.254	129	477	44	121	22	1	14	52	1	4	6	34	112	2	1	13	.309
Minor League Totals		.258	839	3179	430	819	178	26	80	388	45	33	27	280	586	46	32	174	.320
Major League Totals		.240	351	1226	154	294	60	3	48	144	5	10	14	96	289	6	7	45	.300

PLOUFFE'S CAREER FIELDING RECORD									
POSITION	PCT	G	PO	A	E	TC	DP	PB	
Third Base	.946	215	155	374	30	559	39	—	
Shortstop	.944	55	86	132	13	231	38	—	
Outfield	.979	30	44	3	1	48	1	—	
Second Base	.989	23	39	48	1	88	13	—	
First Base	1.000	6	16	0	0	16	2	—	
Totals	.952	329	340	557	45	942	93	—	



ALEX PRESLEY

OUTFIELDER

1

HEIGHT/WEIGHT: 5-10/190

BORN: 7/25/85 in Monroe, LA

RESIDES: Shreveport, LA

ACQUIRED: Trade with Pittsburgh, 8/31/13

M.L. SERVICE: 1 years, 163 days

CONTRACT STATUS: Signed thru 2013

BATS/THROWS: L/L

AGE: 28



2013 PLAYERS

PERSONAL: Alexander Crawford Presley...2003 graduate of Neville High School in Monroe, LA, where he hit .441 and 15 home runs as a senior...also played baseball at the University of Mississippi, where he set freshman records for triples (6) and stolen bases (9)...named to the All-Tournament team at the SEC Tournament in final season at Ole' Miss...tied for the school record for career triples (14) at the time of his departure...was teammates with Chris Coghlan, Seth Smith, Matt Maloney, Matt Tolbert and Lance Lynn during his three seasons at Mississippi.

2013:

- Started the season with Triple-A Indianapolis.
- Hit .302 (16-for-53) with three doubles, two home runs and seven walks in 15 April games for Indianapolis.
- Recalled by Pittsburgh four times during the season...played 11 games in June for the Pirates, hitting .297 (11-for-37).
- Hit .420 (21-for-50) with four doubles and .473 on-base percentage final 12 games with Indianapolis.
- Acquired by Minnesota along with a Player to be Named Later (right-handed pitcher Duke Welker) in exchange for Justin Morneau August 31; recalled by Minnesota that same day.
- Made Twins debut September 1 at Texas, going 3-for-4 with an RBI and a run scored.
- Hit in 20 of 28 games with the Twins.
- Served as the club's primary leadoff hitter, batting .286 (32-for-112) with four doubles, eight walks and a .339 on-base percentage from that spot.
- Recorded 32 hits in September, the second most in the AL among outfielders.

2012: Made Pirate's Opening Day roster as their leadoff hitter and starting left fielder...hit walk-off single in 10th inning vs. Philadelphia April 7...hit safely in career-high 12 straight games April 14-28, going hitting .320 (16-for-50) with four doubles and a home run...hit inside-the-park home run April 20 vs. St. Louis; first inside-the-park homer by a Pittsburgh player leading off the first inning since Omar Moreno June 21, 1980 at Houston...optioned to Triple-A Indianapolis May 16...played 18 games and was recalled by Pittsburgh June 5...Homered in back-to-back games in June 16-17 at Cleveland...sustained concussion-like symptoms while diving for a ball in the first inning July 3...placed on 7-day disabled list July 5...played two games on rehab assignment with Indianapolis and was returned from rehab assignment and reinstated from DL July 16...optioned to Indianapolis August 8 and hit .313 (25-for-80) in 20 Triple-A games during the month of August...recalled again by Pittsburgh August 31 where he finished the season...made a total of 81 appearances (69 starts) in left field, eight appearances (7 starts) in right field and four appearances (2 starts) in center field for Pittsburgh...Pirates went 28-8 when he scored at least one run in a game...led Pirates with a career-high seven triples, the most by a Pittsburgh player since Andrew McCutchen had nine in 2009.

2011: Began season with Indianapolis...hit .333 (30-for-90) in 24 April games and .345 (40-for-116) in 28 games the following month...was leading the International league in hits (98) and was batting .336 when he had his contract selected by Pittsburgh June 27...made first start with the Pirates in left field June 28 at Toronto and hit first major league home run off Jo Jo Reyes in his second at-bat...hit safely in 15 of his first 20 games with the Pirates, batting .333 (27-for-81) through July 22...placed on 15-day disabled with a left hand contusion July 25 (retro July 24)...played two rehab games with Bradenton before having rehab transferred to Indianapolis...recalled from rehab and reinstated from DL on August 25...hit first career lead home run September 26 at Milwaukee off Shaun Marcum...tied for first in triples in NL for September and ranked ninth with 33 hits...hit .302 (55-for-182) in 43 games as the leadoff hitter...made 48 appearances (47 starts) in left field and five appearances (3 starts) in center field for Pittsburgh...named to the International Leagues post-season All-Star team...recorded 179 hits with Indianapolis, Class-A Bradenton and Pittsburgh.

2010: Began season with Double-A Altoona...hit first Double-A home run and had five RBI April 19 at Akron...reached base safely in 24 straight games from April 11-May 10, including a 19-game hitting streak April 11-May 5...tied a club record with four extra-base hits May 24 (2 homers, 1 double and 1 triple)...led Eastern League with a .391 (45-for-115) average and ranked second with 26 RBI in May...was leading the league with a .350 batting average when he was promoted to Indianapolis June 25...went 5-for-6 and hit for the cycle in his first four at-bats in his third Triple-A game on June 27 vs. Toledo...hit safely in 13 straight July 5-21, hitting .460 (23-for-50) during the streak...went 5-for-5 July 19 vs. Lehigh Valley...hit .330 (36-for-109) in 29 July games...contract selected by Pittsburgh September 7...made Major League debut September 8 vs. Atlanta and singled off Cristhian Martinez in second at-bat (played final three innings in center field)...made first major league start in right field on September 12 at Cincinnati and went 1-for-4...named Pittsburgh's minor league Player of the Year after batting .320 (166-for-518) with 28 doubles, 13 triples, 12 home runs, 85 RBI and 86 runs scored in 136 combined games between Altoona and Indianapolis...led the minor league system in batting, tied for first in games played and ranked fourth in RBI.

2009: Spent second straight full season with Single-A Lynchburg...hit .310 in 14 April games, including a season-high nine-game hitting streak April 13-24...hit .289 with three homers and 16 RBI from June 1 through the end of the season...hit .284 against right-handed pitchers and .190 against lefties...led league and set a club single-season record in triples (11).

2008: Spent entire season with Lynchburg...placed on the disabled list April 17 with a right ankle sprain...returned May 5...hit first home run May 12...hit safely in 17 of his 21 games from 5/28 thru 6/28...hit .281 during the second half before season before fracturing left index finger August 5...made all 81 defensive appearances in center field.

2007: Spent entire season with Single-A Hickory...hit safely in 14 straight June 26-July 12, hitting .426 (29-for-68) in that span...hit .351 with 12 doubles, four triples, seven home runs and 31 RBI during June (.366) and July (.339)...hit .306 (11-for-36) with five RBI in 13 games with North Shore during the Hawaiian Winter League.

2006: Spent first professional season with Williamsport and led New York-Penn League in triples...made 34 appearances in left field, 23 in center field and one in right field (8/2 at Jamestown)...went 2-for-3 with a triple, two RBI and two runs scored in his first game on June 22...hit first professional home run on August 8 at Auburn...hit .371 (26-for-70) in his final 20 games

PROFESSIONAL: Pittsburgh's 8th round pick in the 2006 First-Year Player Draft...signed by scout Darren Mazeroski.

2013		PRESLEY'S GAME HIGHS		CAREER	
Hits: 3, 3x, last 9/1 at TEX	HR: 1, 3x, last 9/4 at HOU	Hits: 3, 9x, last 9/1/13 at TEX	HR: 1, 17x, last 9/4/13 at HOU		
RBI: 3, 9/4 at HOU	Grand Slams: --	RBI: 3, 4x, last 9/4/13 at HOU	Grand Slams: --		
Hit-Streak: 5, 9/3-8	SB: 1, 9/29 vs. CLE	Hit-Streak: 12, 4/14-28/12	SB: 2, 6/9/12 vs. KC		

PRESLEY'S PLAYING RECORD																			
YEAR	CLUB	AVG	G	AB	R	H	2B	3B	HR	RBI	SH	SF	HB	BB	SO	SB	CS	E	OBP
2006	Williamsport	.260	61	223	26	58	7	8	3	23	1	2	1	17	55	3	3	2	.313
2007	Hickory	.293	121	495	79	145	22	8	11	63	7	6	0	45	108	18	10	12	.348
2008	Lynchburg	.258	82	287	39	74	15	1	6	35	5	3	1	29	50	13	6	6	.380
2009	Lynchburg	.257	115	417	51	107	17	11	4	37	7	2	0	30	87	9	5	16	.379
2010	Altoona	.350	67	246	42	86	13	7	6	47	1	1	2	19	33	5	1	2	.305
	Indianapolis	.294	69	272	44	80	15	6	6	38	1	0	1	22	42	8	7	4	.399
	PITTSBURGH	.261	19	23	2	6	1	0	0	0	1	0	0	1	8	1	1	0	.292
2011	Bradenton	.167	2	6	2	1	0	0	0	0	0	0	0	1	0	0	0	0	.286
	Indianapolis	.333	87	342	58	114	18	5	8	41	0	2	4	28	54	22	8	8	.388
	PITTSBURGH	.298	52	215	27	64	12	6	4	20	1	1	0	13	40	9	3	2	.339
2012	Indianapolis	.307	40	153	24	47	3	4	5	22	1	1	9	24	26	7	2	0	.399
	PITTSBURGH	.237	104	346	46	82	14	7	10	25	4	0	2	18	72	9	7	6	.279
2013	Indianapolis	.298	89	342	57	102	17	6	5	27	3	2	4	40	56	17	6	2	.376
	PITTSBURGH	.264	29	72	8	19	1	1	2	4	9	9	1	18	0	1	1	1	.274
	MINNESOTA	.283	28	113	9	32	4	1	1	11	0	0	1	8	21	1	3	0	.336
Minor League Totals		.292	733	2783	422	814	127	56	54	333	26	19	13	255	511	102	48	26	.352
National League Totals		.261	204	656	83	171	28	14	16	49	6	1	3	33	138	19	12	5	.299
American League Totals		.283	28	113	9	32	4	1	1	11	0	0	1	8	21	1	3	0	.336
Major League Totals		.264	232	769	92	203	32	15	17	60	6	1	4	41	159	20	15	5	.304

PRESLEY'S CAREER FIELDING RECORD								
POSITION	PCT	G	PO	A	E	TC	DP	PB
Outfield	.986	204	343	6	5	354	3	—



RYAN PRESSLY

RIGHT-HANDED PITCHER

57

HEIGHT/WEIGHT: 6-3/205
 BORN: 12/15/88 in Dallas, TX
 RESIDES: Highland Village, TX
 ACQUIRED: Selected in Rule 5 Draft from Boston, 12/6/12
 M.L. SERVICE: 1 year
 CONTRACT STATUS: Signed thru 2013

2013 PLAYERS

PERSONAL: Thomas Ryan Pressly...2007 graduate of Marcus (TX) High School.

2013:

- Made the Twins Opening Day roster, his first with a major league club.
- Made major league debut April 4 vs. Detroit, tossing 1.0 scoreless innings with one hit allowed and one strikeout.
- Earned first major league win May 8 at Boston, tossing a career-high 4.0 scoreless innings with two hits allowed.
- Did not allow a home run in first 23 appearances (34.0 IP) April 4-June 22; first home run allowed June 26 at Miami, hit by Placido Polanco.
- Posted a 1.20 ERA (30.0 IP, 4 ER) in first 21 games April 4-June 14 with opponents hitting .200 (22-for-110)...posted ERA's of 1.69 (10.2 IP, 2 ER) in seven April games and 1.10 (16.1 IP, 2 ER) in 10 May games.
- Appeared in 49 games, tied eighth most for a rookie in club history; pitched 76.2 innings, sixth most for a rookie reliever in club history.
- Ranked 10th among AL rookies in innings pitched, first among relievers — third among all MLB relievers...tied for fifth among AL rookies in appearances.

2012: Started season with Single-A Salem (Boston). 12 of first 13 appearances were starts; overall went 4-3, 5.85 (60.0 IP, 39 ER) in 12 starts and 1-0, 7.88 (16.0 IP, 14 ER) in eight relief appearances for the Salem Red Sox...promoted to Double-A Portland July 15...seven of final 10 appearances were scoreless July 29-September 2, posting a 1.86 ERA (19.1 IP, 4 ER). Held right-handed batters to a .190 batting average (11-for-58) and left-handed batters to a .293 batting average (12-for-41) for the Sea Dogs...combined to go 7-5, 5.38 (103.2 IP, 62 ER) with 36 walks and 82 strikeouts in 34 games (12 starts) between both levels...pitched for Surprise Saguaros in the Arizona Fall League, going 0-0, 3.86 (14.0 IP, 6 ER) with one save, one walk and 18 strikeouts in 10 games...selected by Minnesota in the major league phase of the Rule 5 Draft (4th overall) December 6, 2012.

2011: Spent entire season with Single-A Salem...went 3-0, 2.33 (19.1 IP, 5 ER) in four April starts...tossed at least 5.0 innings in 17 of 26 games...tied for first in Carolina League in starts (26)...led Salem in innings pitched (130.0).

2010: Spent entire season with Single-A Greenville...held opponents to three runs-or-fewer in 22 of 24 starts, including 11 straight from July 4-August 30, going 3-1, 2.56 (59.2 IP, 17 ER) in that span...tied for second on the club in starts (24)...ranked seventh among Red Sox minor leaguers in ERA (3.72).

2009: Spent entire season with Single-A Lowell...went 3-0, 0.84 (21.1 IP, 2 ER) in first four starts June 22-July 8...ranked first on the club in strikeouts-per-9.0 IP (9.65)...tied for first on the club in strikeouts (64) and tied for second in wins (6)...made one playoff appearance, allowing one run in 3.0 innings pitched.

2008: Spent first professional season with GCL Red Sox, going 1-4, 3.79 (40.1 IP, 17 ER) in 10 games (9 starts)...went 0-4, 4.21 (36.1 IP, 17 ER) in his nine starts.

PROFESSIONAL: Boston's 11th round pick in the 2007 First-Year Player Draft; signed by scout Jim Robinson...selected by Minnesota in the major league phase of the 2012 Rule 5 Draft (4th overall).

2013

IP: 4.0, 5/8 at BOS
 SO: 3, 4x, last 7/25 at SEA
 Win-Streak: 2, 5/8-28

Walks: 2, 6x, last 9/19 vs. CWS
 CG: - -
 Low-Hit: - -

PRESSLY'S GAME HIGHS

IP: 4.0, 5/8/13 at BOS
 SO: 3, 4x, last 7/25/13 at SEA
 Win-Streak: 2, 5/8-28/13

CAREER

Walks: 2, 6x, last 9/19/13 vs. CWS
 CG: - -
 Low-Hit: - -

PRESSLY'S PITCHING RECORD

YEAR	CLUB	W-L	ERA	G	GS	CG	SH	SV	IP	H	R	ER	HR	HB	BB	SO	WP	BK	BAA
2008	GCL Red Sox	1-4	3.79	10	9	0	0	0	40.1	41	18	17	2	3	21	34	4	0	.277
2009	Lowell	6-4	3.17	13	11	0	0	0	59.2	48	22	21	1	2	25	64	7	0	.220
2010	Greenville	5-7	3.72	26	24	0	0	0	113.2	110	55	47	9	5	43	96	5	0	.256
2011	Salem	6-11	4.50	26	26	0	0	0	130.0	125	84	65	9	13	53	72	11	0	.251
2012	Salem	5-3	6.28	20	12	0	0	0	76.0	86	58	53	9	4	26	61	10	0	.287
	Portland	2-2	2.93	14	0	0	0	0	27.2	23	9	9	2	0	10	21	2	0	.232
2013	MINNESOTA	3-3	3.87	49	0	0	0	0	76.2	71	37	33	5	0	27	49	7	0	.251
Minor League Totals		25-31	4.27	109	82	0	0	0	447.1	433	246	212	32	27	178	348	39	0	.256
Major League Totals		3-3	3.87	49	0	0	0	0	76.2	71	37	33	5	0	27	49	7	0	.251

PRESSLY'S CAREER FIELDING RECORD											
POSITION	PCT	G	PO	A	E	TC	DP	PB			
Pitching	.955	49	8	13	1	22	2	—			
PRESSLY'S DAY-BY-DAY											
Date	Opp.	Dec.	IP	H	R	ER	HR	BB	SO	IR/IRS	
April 4	DET	ND	1.0	1	0	0	0	0	1	0/0	
April 5	@BAL	ND	1.0	0	0	0	0	2	1	1/0	
April 9	@KC	ND	2.0	2	0	0	0	0	1	0/0	
April 12	NYM	ND	1.2	2	4	0	0	2	1	1/0	
April 23(2)	MIA	ND	1.2	3	1	1	0	0	0	2/1	
April 26	TEX	ND	2.1	1	1	1	0	1	3	1/0	
April 30	@DET	ND	1.0	2	0	0	0	1	1	0/0	
APRIL TOTALS			0-0	10.2	11	6	2	0	6	8	1.69 ERA
May 4	@CLE	ND	1.0	2	1	1	0	0	0	0/0	
May 8	@BOS	W(1-0)	4.0	2	0	0	0	2	3	0/0	
May 12	BAL	ND	1.0	0	0	0	0	0	0	0/0	
May 14	CWS	ND	1.0	2	0	0	0	0	1	0/0	
May 18	BOS	ND	2.0	1	1	1	0	2	1	0/0	
May 20	@ATL	ND	2.0	0	0	0	0	1	1	0/0	
May 22	@ATL	ND	1.0	0	0	0	0	0	0	0/0	
May 24	@DET	ND	1.2	2	0	0	0	0	2	2/1	
May 28	@MIL	W(2-0)	2.0	0	0	0	0	0	3	0/0	
May 30	MIL	H(1)	0.2	0	0	0	0	0	0	1/1	
MAY TOTALS			2-0	16.1	9	2	2	0	5	11	1.10 ERA
June 2	SEA	ND	1.0	0	0	0	0	0	2	0/0	
June 6	@KC	ND	0.1	0	0	0	0	0	1	0/0	
June 9(1)	@WSH	ND	0.2	2	0	0	0	1	1	2/2	
June 14	DET	ND	1.0	0	0	0	0	0	0	0/0	
June 19	CWS	ND	1.0	2	2	2	0	0	1	1/0	
June 22	@CLE	ND	3.0	6	2	2	0	2	0	0/0	
June 26	@MIA	ND	1.2	3	1	1	1	0	1	1/1	
June 30	KC	ND	2.0	3	2	2	0	1	0	0/0	
JUNE TOTALS			0-0	10.2	16	7	7	1	4	6	5.91 ERA
July 2	NYY	ND	1.0	1	0	0	0	0	1	0/0	
July 5	@TOR	ND	2.0	0	0	0	0	0	1	0/0	
July 8	@TB	ND	1.0	1	1	1	0	1	1	0/0	
July 10	@TB	L(2-1)	1.0	2	1	1	0	1	1	2/0	
July 12	@NYY	L(2-2)	1.0	2	2	2	0	0	1	0/0	
PRE-ASG TOTALS			2-2	43.2	42	19	15	1	17	30	3.09 ERA
July 21	CLE	ND	1.0	2	1	1	0	1	0	0/0	
July 25	@SEA	ND	3.0	3	2	2	0	1	3	1/0	
July 30	KC	ND	3.0	0	0	0	0	0	2	0/0	
JULY TOTALS			0-2	13.0	11	7	7	0	4	10	4.85 ERA
August 2	HOU	W(3-2)	2.0	1	0	0	0	0	1	0/0	
August 5	@KC	ND	1.1	7	7	7	1	1	1	0/0	
August 10	@CWS	ND	1.1	0	0	0	0	1	1	2/0	
August 14	CLE	L(3-3)	2.1	2	1	1	0	1	2	0/0	
August 18	CWS	ND	3.0	0	0	0	0	2	2	0/0	
August 24	@CLE	ND	1.0	1	0	0	0	0	0	0/0	
August 27	KC	ND	1.0	1	1	1	1	0	0	0/0	
August 29	KC	ND	3.0	1	0	0	0	1	0	0/0	
AUGUST TOTALS			1-1	15.0	13	9	9	2	6	7	5.40 ERA
Sept. 4	@HOU	ND	3.2	2	0	0	0	0	2	1/1	
Sept. 9	LAA	ND	1.1	1	0	0	0	0	1	2/0	
Sept. 11	OAK	ND	0.2	2	2	2	1	0	0	1/1	
Sept. 13	TBR	ND	1.0	1	0	0	0	0	1	0/0	
Sept. 16	@CWS	ND	1.0	0	0	0	0	0	0	0/0	
Sept. 20	@OAK	ND	1.1	3	3	3	1	1	2	1/1	
Sept. 23	DET	ND	0.2	0	0	0	0	0	0	3/0	
Sept. 26	CLE	ND	1.1	2	1	1	0	1	1	3/1	
SEPTEMBER TOTALS			0-0	11.0	11	6	6	2	2	7	4.91 ERA
POST-ASG TOTALS			1-1	33.0	29	18	18	4	10	19	4.91 ERA
SEASON TOTALS			3-3	76.2	71	37	33	5	27	49	3.87 ERA



WILKIN RAMIREZ

OUTFIELDER

22

HEIGHT/WEIGHT: 6-2/231
BORN: 10/25/85 in Bani, DR
RESIDES: Bani, DR

BATS/THROWS: R/R
AGE: 27

ACQUIRED: Signed as minor league free agent, 11/17/11

M.L. SERVICE: 1 year, 84 days

CONTRACT STATUS: Signed thru 2013

PERSONAL: Wilkin Emilio (Arias) Ramirez...son Derek (9/23/07), daughter Venus (4/14/13)...attended Escuela Primaria El Fundo High School in Bani, DR.

2013:

- Made the Twins Opening Day roster, the first of his career.
- Placed on Paternity List April 14-16 to attend the birth of his daughter, Venus.
- Hit .346 (9-for-26) with two doubles and five RBI in his first 13 games April 1-May 7.
- Placed on 7-day disabled list with a concussion May 26 after colliding with left-fielder Josh Willingham May 25 at Detroit...played in 14 games on rehab assignment with the GCL Twins, Single-A Ft. Myers and Double-A New Britain and was reinstated August 12.
- Hit safely in season-high six straight August 16-22, hitting .381 (8-for-21) in that span.
- Placed on the 15-day disabled list August 30 with a fractured left fibula, an injury he suffered fouling a ball off his leg August 29 vs. Kansas City.

2012: Was an invite to Twins spring training and reassigned to minor league camp March 19...began season on 7-day disabled list with a left groin strain April 5-27; reported to Single-A Ft. Myers for four games April 27-30, then to Double-A New Britain for 11 games May 1-12, then to Rochester May 15...hit two-run walk-off home run in the ninth inning June 20 vs. Durham...hit third professional grand slam August 20 at Pawtucket...batted .337 (35-for-104) with 21 RBI in 27 August games; batted .350 (41-for-117) with nine doubles, one triple, five home runs and 26 RBI in August and September combined; his 26 RBI ranked second in International League...named International League Player of the Week August 27-September 3, batting .367 (11-for-30) with four doubles, three home runs and 10 RBI in seven games.

2011: Started season with Triple-A Gwinnett...had four stints with Atlanta...recorded a two-homer game April 11 vs. Norwich...another two homer game September 1 at Norwich...appeared in 20 games for the Braves between May 24-July 27...batted .326 (29-for-89) against left-handed pitching and .241 (48-for-199) against right-handed pitching while at Gwinnett...batted .238 (40-for-168) before the All-Star break and .308 (37-for-120) after the break...committed just two errors for Gwinnett, playing 67 games in the outfield...played for Toros Del Este in Dominican Winter League, batting .243 (9-for-37) with one double, one home run and six RBI in 15 games...elected free agency November 2.

2010: Played 97 games between Double-A Erie (Detroit) and Triple-A Toledo, combining to bat .234 (105-for-448) with 23 home runs and 70 RBI between the two levels...designated for assignment July 28...acquired by the Braves for cash considerations July 31...selected to participate in the XM Futures Game at Angel Stadium July 11; started in right field for the World Team going 1-for-2...finished season with Triple-A Gwinnett, batting .253 (21-for-83) with four home runs and 14 RBI in 24 games.

2009: Started season with Triple-A Toledo...recalled by Detroit May 19...made major league debut and recorded first major league hit, a home run in the sixth inning off Matt Harrison May 20 vs. Texas; first Tigers player to hit a home run in major league debut since Reggie Sanders September 1, 1974 vs. Oakland...optioned to Triple-A Toledo May 21...recalled September 1 and spent the rest of the season with Detroit...finished fifth in International League with 33 stolen bases...ranked eighth best prospect in Tigers organization by *Baseball America* entering the 2010 season.

2008: Started season with Double-A Erie...named Tigers minor league Player of the Month for April, batting .330 (33-for-100) with eight doubles, three triples, six home runs, 17 RBI and 20 runs scored in 23 games...transferred to Triple-A Toledo June 6...played six games for the Mud Hens before being transferred back to Erie June 20...selected to participate for World Team in XM Futures All-Star Game at Yankee Stadium, July 13; started in left field, recording a single and a walk...placed on disabled list with a right quadriceps strain July 17-26...named Erie's Player of the Year...ranked second in Eastern League with a .522 slugging percentage, tied for second with 26 stolen bases, tied for fifth with seven triples and tied for seventh in batting (.303)...named to Eastern League midseason and postseason All-Star teams...played with Lacey in the Dominican Winter League...named sixth best prospect in Tigers organization by *Baseball America*, following the season.

2007: Started season with Triple-A Lakeland...batted .390 in June ranking third in the Florida State League...finished fifth in the FSL with 28 stolen bases before transferring to Erie July 20...stole 34 bases between two levels ranking third in the Tigers organization...ranked 14th best prospect in Tigers organization by *Baseball America* following the season.

2006: Spent season with Single-A Lakeland...hit a grand slam May 20 at Palm Beach...placed on the disabled list with a left shin contusion, missing the rest of the season, July 20...ranked 13th best prospect in Tigers organization by *Baseball America* following the season.

2005: Selected to Midwest League midseason All-Star team with Single-A West Michigan...led the Midwest League in strikeouts and tied for fifth in games played...ranked the fifth best prospect and best power hitter in the Tigers organization and 20th best prospect in Midwest League by *Baseball America* following the season.

2004: Missed season due to right shoulder surgery...named 11th best prospect in the Tigers organization by *Baseball America* following the season.

2003: Made professional debut with the GCL Tigers...finished second in GCL in triples, fourth in RBI and fifth in total bases...led GCL third basemen with 86 assists and 21 errors...ranked 12th best prospect in Tigers organization by *Baseball America* following the season.

PROFESSIONAL: Signed by Detroit as a non-drafted free agent February 5, 2003.

2013
 Hits: 2, 4x, last 8/21 at DET
 RBI: 1, 6x, last 8/22 at DET
 Hit-Streak: 6, 8/16-22
 HR: --
 Grand Slams: --
 SB: --

RAMIREZ'S GAME HIGHS

CAREER
 Hits: 2, 5x, last 8/21/13 at DET
 RBI: 1, 11x, last 8/22/13 at DET
 Hit-Streak: 6, 8/16-22/13
 HR: --
 Grand Slams: --
 SB: --

RAMIREZ'S PLAYING RECORD

YEAR	CLUB	AVG	G	AB	R	H	2B	3B	HR	RBI	SH	SF	HB	BB	SO	SB	CS	E	OBP
2003	GCL Tigers	.275	54	200	34	55	6	7	5	35	1	1	1	13	51	6	1	21	.321
2004		INJURED - DID NOT PLAY																	
2005	West Michigan	.262	131	493	69	129	21	2	16	65	1	5	7	35	143	21	8	26	.317
2006	Lakeland	.225	66	249	31	56	10	4	8	33	0	2	2	10	69	8	2	22	.259
2007	Lakeland	.273	88	319	48	87	7	4	10	41	0	3	1	20	86	28	6	10	.315
	Erie	.215	34	121	15	26	3	1	2	14	1	1	2	8	38	6	2	4	.273
2008	Erie	.303	110	433	74	131	24	7	19	73	0	1	5	43	138	26	12	4	.371
	Toledo	.083	11	36	2	3	1	0	0	0	0	0	1	1	11	1	0	1	.132
2009	Toledo	.258	113	434	69	112	18	6	17	51	0	2	4	41	143	33	10	11	.326
	DETROIT	.364	15	11	6	4	0	1	1	3	0	1	0	1	3	0	0	0	.385
2010	Erie	.241	56	212	34	51	10	4	15	42	0	1	0	22	84	5	6	2	.311
	Toledo	.216	41	153	15	33	4	2	4	14	0	0	2	10	60	7	2	2	.273
	Gwinnett	.253	24	83	16	21	3	1	4	14	0	1	3	10	22	2	0	2	.351
2011	Gwinnett	.267	81	288	40	77	16	3	11	36	4	3	1	17	70	19	6	2	.307
	ATLANTA	.231	20	26	5	6	2	0	0	2	0	0	0	4	11	0	2	1	.333
2012	Ft. Myers	.267	4	15	1	4	0	0	0	0	0	0	0	1	5	0	0	0	.313
	New Britain	.388	11	49	12	19	3	3	4	7	0	0	0	2	10	2	0	0	.412
	Rochester	.276	98	370	39	102	18	1	15	54	0	3	5	18	97	7	7	2	.316
2013	GCL Twins	.273	4	11	2	3	1	0	1	1	0	0	0	1	2	0	0	0	.333
	Ft. Myers	.111	3	9	3	1	0	0	0	0	0	0	0	2	2	0	0	0	.273
	New Britain	.172	7	29	3	5	1	0	0	0	0	0	0	2	6	1	0	0	.226
	MINNESOTA	.272	35	81	5	22	6	1	0	6	0	1	1	3	23	0	0	1	.302
Minor League Totals		.261	936	3504	507	915	146	45	131	480	7	23	34	256	1037	172	62	102	.316
National League Totals		.231	20	26	5	6	2	0	0	2	0	0	0	4	11	0	2	1	.333
American League Totals		.283	50	92	11	26	6	2	1	9	0	2	1	4	26	0	0	0	.313
Major League Totals		.271	70	118	16	32	8	2	1	11	0	2	1	8	37	0	2	2	.318

RAMIREZ'S CAREER FIELDING RECORD

POSITION	PCT	G	PO	A	E	TC	DP	PB
Outfield	.984	37	60	2	1	63	0	—



JOSH ROENICKE

RIGHT-HANDED PITCHER

20

HEIGHT/WEIGHT: 6-3/202

BORN: 8/4/82 in Baltimore, MD

RESIDES: Sarasota, FL

ACQUIRED: Claimed off waivers from Colorado, 11/2/12

M.L. SERVICE: 3 years, 62 days

CONTRACT STATUS: Signed thru 2013

BATS/THROWS: R/R

AGE: 31

PERSONAL: Joshua James Roenicke (REN-uh-key)...wife Nikki (Desmond)...daughter Taytum (12/15/11)...grew up in Grass Valley, CA and in 2001 graduated from Nevada Union (CA) High School...attended UCLA and played baseball and football...his father, Gary, and uncle, Ron, played in the major leagues...Ron is the manager of Milwaukee...his brother-in-law is Washington's Ian Desmond.

2013:

- Made the Twins Opening Day roster after being claimed off waivers in November.
- Made Twins debut with 1.1 scoreless inning of relief April 1 vs. Detroit.
- Earned first win as Twin in his third appearance April 6 at Detroit, tossing 3.0 scoreless innings of relief.
- Allowed just one home run in a 37-game span (31.0 IP) May 17-August 20.
- Did not allow a run in 12 consecutive appearances (11.1 IP) July 21-August 15, posting a .154 batting-average-against in that span.
- Earned first save as a Twin and second of his career September 3 at Houston, pitching 1.0 scoreless inning in a 9-6, 12-inning win.
- Allowed just one home run in his final 31 games (27.1 IP) July 1-September 26.
- Ranked fourth on the Twins in games (63).
- Outrighted to Triple-A Rochester October 2.

2012: Made Opening Day for first time in career and spent the entire season with the Rockies...posted a season-high scoreless streak of 9.0 innings April 28-May 7...posted a 0.52 ERA (17.1 IP, 1 ER) in 14 May games, ranking second in baseball in ERA for the month (minimum 15.0 IP)...struck out a career-high five batters twice -- April 15 vs. Arizona and July 20 at San Diego...made 100th career appearance July 3 at St. Louis...had first major league hit July 24 at Arizona, singling off Joe Saunders...recorded first career save with 0.2 scoreless innings October 1 at Arizona...made 27 appearances of at least 1.1 inning, going 3-1, 1.83 ERA (59.0 IP, 12 ER) with 28 walks and 40 strikeouts in those outings...led all MLB relievers in innings pitched (88.2), the fewest relief innings to lead baseball since Montreal's Mel Rojas' 84.0 relief innings in the strike-shortened 1994 season...88.2 innings were fourth most in Colorado's history for a reliever.

2011: Pitched in Toronto's spring training and optioned to Triple-A Las Vegas March 13...claimed off waivers by Colorado and sent to Triple-A Colorado Springs June 2...made Rockies debut with 1.0 scoreless inning August 7...pitched 10.1 scoreless innings to begin Rockies career August 7-September 3...did not allow a run in 10 August appearances (9.1 IP), holding opponents to a .167 (5-for-30) batting average...combined to go 1-4, 4.58 ERA (53.0 IP, 27 ER) with 42 strikeouts and 22 walks in 29 games between Triple-A Las Vegas and Colorado Springs.

2010: Began season with Triple-A Las Vegas, tossing 8.2 consecutive scoreless innings April 9-24...recalled by Toronto April 27...recorded first major league win allowing two runs on one hit in 1.1 innings May 14 vs. Texas...pitched in nine games and optioned to Las Vegas May 31...went 9-1, 3.64 (59.1 IP, 24 ER) in 36 games for the 51's, leading the club in wins...recalled September 5...struck out multiple batters in seven of 16 appearances for the Blue Jays...held left-handed batters to a .219 (7-for-32) batting average at Toronto.

2009: Split time between Triple-A Louisville, Cincinnati and Toronto...appeared in 27 games for Louisville, going 1-0, 2.57 (28.0 IP, 8 ER) with 12 saves, 32 strikeouts and six walks...recorded a save in seven consecutive chances May 28-June 14...appeared in 11 games for the Reds, posting a 2.70 ERA (13.1 IP, 4 ER) in parts of June and July...acquired by Toronto along with infielder Edwin Encarnacion and pitcher Zach Stewart from Cincinnati in exchange for infielder Scott Rolen July 31...made Blue Jays debut tossing 1.0 scoreless inning August 2 at Oakland.

2008: Began season with Double-A Chattanooga, going 4-2, 3.27 (22.0 IP, 8 ER) with 12 saves in 22 games...promoted to Triple-A Louisville May 31...28 of 35 appearance for the Bats were scoreless, posting a 2.54 ERA (39.0 IP, 11 ER)...had contract selected by Cincinnati September 9...made major league debut and recorded first career strikeout (Mark Reynolds) September 13 at Arizona...tied for second among Reds minor leaguers in saves (13).

2007: Began season at Single-A Sarasota, going 2-1, 3.25 (27.2 IP, 10 ER) with 16 saves in 27 appearances...promoted to Double-A Chattanooga June 21...selected to participate in the Florida State League All-Star Game...finished 1-1, 0.95 (19.0 IP, 2 ER) with eight saves in nine save opportunities over 19 appearances for the Lookouts...led all Reds minor leaguers in saves (24)...combined to go 3-2, 2.31 (46.2 IP, 12 ER) in 46 relief appearances at both levels...ranked as best reliever in Florida State League by *Baseball America*.

2006: Split first professional season between GCL Reds and Rookie Billings...opponents hit just .207 with 33 strikeouts in 23.1 innings at both levels combined.

AMATEUR CAREER: In final season at UCLA (2006) played in 45 games, starting 42 in center field...made 16 appearances as a relief pitcher, going 2-3 with a 3.46 ERA in 13.0 innings pitched...held opponents to a .250 batting average with 13 strikeouts...made three appearances in relief as a sophomore and 16 as a senior...had career batting average of .262 (82-for-313) with 14 doubles, one triple, one home run and 45 RBI...hit .277 (33-for-119) with six doubles, one triple and 16 RBI as a junior in 2005...played two seasons (2002-03) on the Bruins football team as a wide receiver.

PROFESSIONAL: Cincinnati's 10th round pick in the 2006 First-Year Player Draft; signed by scout Rex De La Nuez.

IP: 3.0, 4/6 at BAL
SD: 3, 5/13 vs. CWS
Win-Streak: 2, 6/8-9/2

2013

Walks: 2, 7x, last 9/22 at OAK
CG: --
Low-Hit: --

ROENICKE'S GAME HIGHS

IP: 3.1, 7/20/12 at SD
SO: 5, 2x, last 7/20/12 at SD
Win-Streak: 5, 5/14/10-8/7/12

CAREER

Walks: 4, 5/14/10 vs. TEX
CG: --
Low-Hit: --

ROENICKE'S PITCHING RECORD

YEAR	CLUB	W-L	ERA	G	GS	CG	SH	SV	IP	H	R	ER	HR	HB	BB	SO	WP	BK	BAA
2006	GCL Reds	1-0	1.17	7	0	0	0	0	7.2	8	2	1	0	1	3	9	1	0	.258
	Billings	1-0	6.32	14	0	0	0	6	15.2	10	11	11	1	0	12	24	1	0	.179
2007	Sarasota	2-1	3.25	27	0	0	0	16	27.2	23	10	10	1	1	15	41	1	0	.225
	Chattanooga	1-1	0.95	19	0	0	0	8	19.0	12	3	2	0	0	6	15	0	0	.185
2008	Chattanooga	4-2	3.27	22	0	0	0	10	22.0	21	10	8	2	0	12	28	1	0	.253
	Louisville	2-0	2.54	35	0	0	0	3	39.0	34	11	11	2	0	14	43	8	0	.234
2009	CINCINNATI	0-0	9.00	5	0	0	0	0	3.0	6	3	3	0	1	2	6	0	0	.400
	Louisville	1-0	2.57	27	0	0	0	12	28.0	30	9	8	0	2	6	32	1	0	.268
2010	CINCINNATI	0-0	2.70	11	0	0	0	0	13.1	13	4	4	0	0	4	14	1	0	.260
	TORONTO	0-0	7.13	13	0	0	0	0	17.2	19	15	14	2	1	12	19	1	0	.271
2011	Las Vegas	9-1	3.64	36	0	0	0	1	59.1	61	29	24	7	2	25	54	5	0	.269
	TORONTO	1-0	5.68	16	0	0	0	0	19.0	18	15	12	1	2	13	18	1	0	.237
2012	Las Vegas	1-3	6.04	16	0	0	0	0	22.1	25	21	15	3	2	15	20	3	0	.281
	Colorado Springs	0-1	3.52	23	0	0	0	0	30.2	30	14	12	3	1	7	22	0	1	.263
2013	COLORADO	0-0	3.78	19	0	0	0	0	16.2	14	7	7	1	1	7	12	1	0	.233
	COLORADO	4-2	3.25	63	0	0	0	1	88.2	85	40	32	9	2	43	54	8	0	.259
2013	MINNESOTA	3-1	4.35	63	0	0	0	1	62.0	63	31	30	6	1	36	45	7	0	.263
	Minor League Totals	22-9	3.38	226	0	0	0	56	271.1	254	120	102	19	9	115	288	21	1	.248
National League Totals		4-2	3.40	98	0	0	0	1	121.2	118	54	46	10	4	56	86	10	0	.260
American League Totals		4-1	5.11	92	0	0	0	1	98.2	100	61	56	9	4	61	82	9	0	.259
Major League Totals		8-3	4.17	190	0	0	0	2	220.1	218	115	102	19	8	117	168	19	0	.260

ROENICKE'S CAREER FIELDING RECORD

POSITION	PCT	G	PO	A	E	TC	DP	PB
Pitching	.939	190	11	35	3	49	1	—

ROENICKE'S BATTING RECORD

BATTING	AVG	AB	R	H	2B	3B	HR	RBI	SH	SF	HB	BB	SO	SB	CS	OBP
Career	.077	13	1	1	0	0	0	0	0	0	1	0	6	0	0	.143

ROENICKE'S DAY-BY-DAY

Date	Opp.	Dec.	IP	H	R	ER	HR	BB	SO	IR/IRS
April 1	DET	ND	1.1	0	0	0	0	0	1	3/1
April 4	DET	H(1)	0.1	1	0	0	0	2	1	0/0
April 6	@BAL	W(1-0)	3.0	1	0	0	0	1	2	0/0
April 10	@KC	ND	1.1	2	1	1	1	0	0	0/0
April 13	NYM	ND	1.2	1	0	0	0	1	1	2/1
April 21	@CWS	H(2)	1.0	1	1	1	1	0	1	0/0
April 25	TEX	ND	2.0	3	0	0	0	1	1	0/0
April 29	@DET	ND	1.1	0	0	0	0	0	0	1/0
APRIL TOTALS		1-0-0	12.0	9	2	2	2	5	7	1.50 ERA
May 3	@CLE	H(3)	1.0	0	0	0	0	0	2	0/0
May 5	@CLE	H(4)	1.0	0	0	0	0	1	1	0/0
May 7	@BOS	ND	2.0	1	1	1	1	2	1	0/0
May 10	BAL	BS(1)	0.1	4	3	3	0	0	0	0/0
May 13	CHW	H(5)	1.2	1	0	0	0	0	3	1/0
May 15	CHW	ND	1.2	2	2	2	1	1	1	2/2
May 17	BOS	L(1-1)	1.0	1	1	1	0	2	0	0/0
May 19	BOS	ND	2.2	0	0	0	0	0	2	3/0
May 22	@ATL	ND	1.1	0	0	0	0	1	0	1/0
May 25	@DET	H(6)	0.1	0	0	0	0	0	0	0/0
May 27	@MIL	H(7)	0.2	1	0	0	0	0	0	0/0
May 28	@MIL	ND	1.0	1	0	0	0	1	0	0/0
May 30	MIL	H(8)	1.0	0	0	0	0	2	1	2/1
MAY TOTALS		0-1-0	15.2	11	7	7	2	10	11	4.02 ERA
June 2	SEA	ND	1.0	1	0	0	0	0	0	0/0
June 5	@KC	ND	0.1	1	1	1	0	1	1	0/0
June 8	@WSH	W(2-1)	1.0	1	0	0	0	0	0	0/0
June 9(1)	@WSH	ND	0.2	0	0	0	0	0	0	1/0
June 13	PHI	ND	0.1	1	0	0	0	0	1	0/0
June 16	DET	ND	0.2	1	0	0	0	0	1	2/1
June 19	CWS	H(9)	0.1	1	0	0	0	0	0	1/0
June 21	@CLE	ND	0.1	1	1	1	0	0	0	2/1
June 25	@MIA	ND	0.1	2	1	1	0	1	1	0/0
June 28	KC	ND	1.0	0	0	0	0	1	0	0/0
June 30	KC	ND	1.0	2	1	1	1	0	0	0/0
JUNE TOTALS		1-0-0	7.0	11	4	4	1	3	4	5.14 ERA
July 1	NYY	ND	0.1	0	0	0	0	1	0	3/2
July 4	NYY	ND	1.0	0	0	0	0	0	1	0/0
July 7	@TO	ND	0.2	1	2	2	0	1	0	1/0
July 9	@TB	ND	1.0	0	0	0	0	0	1	0/0
July 11	@TB	ND	0.2	2	1	1	0	1	1	0/0
PRE-ASG TOTALS		2-1-0	38.1	34	16	16	5	21	25	3.76 ERA
July 21	CLE	ND	1.0	0	0	0	0	0	2	0/0
July 23	@LAA	ND	1.0	1	0	0	0	0	1	0/0
July 25	@SEA	ND	1.0	0	0	0	0	0	1	0/0
July 27	@SEA	ND	0.2	2	0	0	0	0	1	0/0
July 30	KC	ND	1.0	0	0	0	0	1	1	2/1
JULY TOTALS		0-0-0	8.1	6	3	3	0	4	9	3.24 ERA
August 1	KC	ND	1.0	0	0	0	0	1	1	0/0
August 2	HOU	ND	1.0	0	0	0	0	0	0	0/0
August 4	HOU	ND	1.1	1	0	0	0	0	1	0/0
August 7	@KC	ND	0.2	0	0	0	0	1	0	1/0
August 9(2)	@CWS	ND	1.0	1	0	0	0	0	1	0/0
August 14	CLE	H(10)	0.1	0	0	0	0	0	0	2/0
August 15	CWS	ND	1.1	1	0	0	0	0	0	2/0
August 17	CWS	ND	0.2	1	1	1	0	0	0	0/0
August 20	@DET	H(11)	0.1	1	0	0	0	0	0	2/1
August 22	@DET	BS(2)	0.1	1	1	1	1	1	1	2/2
August 25	@CLE	ND	1.1	1	0	0	0	1	2	0/0
August 30	@TEX	H(12)	0.1	0	0	0	0	0	0	1/0
August 31	@TEX	ND	0.0	0	0	0	0	1	0	2/0
AUGUST TOTALS		0-0-0	9.2	7	2	2	1	5	6	1.86 ERA
Sept. 2	@HOU	W(3-1)	2.0	0	0	0	0	1	2	0/0
Sept. 3	@HOU	S(1)	1.0	0	0	0	0	2	1	0/0
Sept. 7	TOR	ND	1.2	5	3	3	0	0	2	0/0
Sept. 11	OAK	ND	0.1	4	4	4	0	0	1	2/2
Sept. 14	TB	ND	1.2	3	2	1	0	2	2	0/0
Sept. 17	@CWS	ND	1.0	2	1	1	0	1	0	0/0
Sept. 22	@OAK	ND	1.1	3	2	2	0	2	0	0/0
Sept. 26	CLE	ND	0.1	2	1	1	0	1	0	0/0
SEPTEMBER TOTALS		1-0-1	9.1	19	13	12	0	9	8	11.57 ERA
POST-ASG TOTALS		1-0-1	23.2	29	15	14	1	15	20	5.32 ERA
SEASON TOTALS		3-1-1	62.0	63	31	30	6	36	45	4.35 ERA



ANTHONY SWARZAK 51

RIGHT-HANDED PITCHER

HEIGHT/WEIGHT: 6-4/209

BORN: 9/10/85 in Ft. Lauderdale, FL

RESIDES: Ft. Lauderdale, FL

ACQUIRED: 2nd round, 2004 First-Year Player Draft

M.L. SERVICE: 3 years, 38 days

CONTRACT STATUS: Signed thru 2013

BATS/THROWS: R/R

AGE: 28

PERSONAL: Anthony Ray Swarzak (pronounced SWAR-zack)...2004 graduate of Nova (FL) High School.

2013:

- Made Twins Opening Day roster for second consecutive season.
- Earned the win in his first appearance April 7 at Baltimore, pitching 1.1 scoreless innings.
- Posted a 1.93 ERA (14.0 IP, 3 ER) in six April games.
- Posted a 1.56 ERA (17.1 IP, 3 ER) in eight August games.
- Set single-season career-high with 45th appearance September 19 at Oakland.
- Made 10 appearances of 3.0-plus innings pitched and four appearances of 4.0-plus innings pitched.
- Pitched 96.0 relief innings, tying him with Juan Berenguer (1988) for eighth most for a reliever in club history and most since Greg Swindell pitched 112.0 in 1997.
- Led all MLB relievers in inning pitched, the first Twin to lead baseball in relief innings since Greg Swindell (112.0 in 1997).

2012: Made Twins Opening Day roster for first time in career...started Twins third game of season April 8 at Baltimore, allowing just one run on four hits in 5.0 innings and was dealt the loss...started three games April 8-19 as Twins lost original starters Scott Baker (elbow) and Jason Marquis (personal)...moved to bullpen upon Marquis' return...posted 3.06 ERA (17.2 IP, 6 ER) in nine appearances April 22-May 20...earned first win of season, tossing 1.0 scoreless inning June 17 vs. Milwaukee...placed on 15-day disabled list with mild right rotator cuff strain July 26; reinstated August 15...went 3-1, 4.05 (73.1 IP, 33 ER) in 39 relief appearances and went 0-5, 8.10 (23.1 IP, 21 ER) in five starts.

2011: Started season with Triple-A Rochester...was Red Wings Opening Day starter for the second year in-a-row April 7 at Pawtucket, but did not factor into the decision, tossing 4.2 scoreless innings with three hits allowed and seven strikeouts...tossed a 7.0-inning complete game with one run allowed on four hits, earning first victory of season April 19 at Buffalo...recalled by Twins April 28 and started second game of doubleheader that same day against Tampa Bay, allowing five runs on eight hits in 5.1 innings with one walk and one strikeout in suffering the loss; optioned back to Rochester following the game...went 1-1, 2.25 (12.0 IP, 3 ER) in two starts during second stint with Wings...recalled by Twins May 16...made second start of season for Twins, tossing 8.0-shutout innings with one hit allowed May 28 vs. Los Angeles-AL...carried a no-hitter into seventh inning that was broken up by a Peter Bourjos' double, but did not factor into the decision...earned first win of season June 2 at Kansas City, allowing two runs on seven hits in 6.0 innings with two walks and one strikeout...joined Twins starting rotation in late August and went 1-3, 5.85 (32.1 IP, 21 ER) in six starts to finish the season...went 3-5, 4.52 (63.2 IP, 32 ER) in 11 starts and 1-2, 3.99 (38.1 IP, 17 ER) in 16 relief appearances.

2010: Spent entire season at Triple-A Rochester and was Red Wings Opening Day starter, allowing five runs on four hits in 3.0 innings April 8 at Pawtucket...placed on disabled list April 14-May 23 with broken bone in right foot after being struck by batted ball...had season-high nine strikeouts in 7.0 innings July 20 vs. Buffalo...finished second on team in starts (22) and third in innings pitched (111.2)...pitched in Venezuelan Winter League with Tigres de Aragua, going 2-3, 4.83 (31.2 IP, 17 ER) in eight games (6 starts).

2009: Began season at Triple-A Rochester...won three straight starts, posting 1.80 ERA (20.0 IP, 4 ER) May 1-11...contract selected by Twins May 20...made major league debut and first career start, tossing 7.0 shutout innings May 23 vs. Milwaukee...became first Twins pitcher in history to start a game and pitch 7.0 scoreless innings in major league debut, with the last to do it in franchise history being Mike Fomiele September 2, 1952 for Washington Senators...had 11.0-inning scoreless streak to start career, tied for second in Twins history with Doug Corbett (April 10-25, 1980)...pitched another 7.0 shutout innings and had season-high six strikeouts, earning second win June 13 at Chicago-NL...optioned to Rochester June 13...went 1-0, 2.53 (21.1 IP, 6 ER) in three starts with Red Wings before being recalled by Twins July 4...selected to play in Triple-A All-Star game, but missed it due to promotion...optioned back to Rochester August 21 and made three more starts for Red Wings.

2008: Began season at Double-A New Britain...earned Twins Pitcher of the Month honors for April after going 2-0, 2.08 (26.0 IP, 6 ER) with 29 strikeouts...tied season-high with 10 strikeouts May 29 vs. Connecticut...promoted to Triple-A Rochester July 28...made seven starts for Red Wings...did not allow more than two earned runs in any of starts and pitched 5.0-plus innings in each outing...tossed season-high 8.0 innings, allowing one run on seven hits, striking out six and walking two August 25 at Syracuse...pitched 7.0-plus innings four times at Rochester with his last coming on August 31 vs. Buffalo, allowing three runs (1 earned) on seven hits and no walks...ranked sixth best prospect in the Twins organization by *Baseball America* entering 2009.

2007: Began season at Double-A New Britain...made two starts before being issued a 50-game suspension for violation of minor league drug policy April 20; reinstated June 11 and transferred to Ft. Myers June 12...promoted to New Britain June 27...went 3-1, 1.91 (37.2 IP, 8 ER) with 34 strikeouts in six starts June 28-July 25, including a scoreless 7.0-inning performance with 11 strikeouts July 25 at Connecticut...pitched season-high 8.1 innings August 21 at New Hampshire...held lefties to a .195 (22-for-113) batting average with one home run...pitched in Arizona Fall League with Phoenix Desert Dogs, going 1-1, 2.05 (22.0 IP, 5 ER) in seven starts...named fifth best prospect in the Twins organization by *Baseball America* heading into the 2008 season.

2006: Spent entire season at Single-A Ft. Myers...went 3-1, 0.32 (28.0 IP, 1 ER) in four starts July 3-24...recorded first professional complete game shutout July 24 vs. Palm Beach...had five-game win-streak July 14-August 23, going 5-0, 1.55 (46.1 IP, 8 ER) in six starts, including an 11-strikeout performance August 11 vs. Sarasota, earning him Florida State League Pitcher of the Week August 7-13...finished first in FSL in strikeouts (131) and third in ERA (3.27)...ranked fifth best prospect in the Twins organization by *Baseball America* entering the 2007 season.

2005: Began season at Single-A Beloit...made first start on April 7 vs. Quad Cities and earned the win, tossing 6.0 shutout-innings, allowing no hits, walking one and striking out eight...named Twins Pitcher of the Month for May after winning five consecutive decisions May 3-30, and posting ERA of 0.24 (37.0 IP, 1 ER) during those six starts...went five consecutive starts without allowing an earned run May 3-25...had season-high 13 strikeouts May 25 vs. Cedar Rapids...went eight starts April 23-May 30 without allowing a home run (45.0 IP)...earned Midwest League Pitcher of the Week honors May 23-30...was Twins minor league Player of the Week May 27-June 2...played in Midwest League All-Star game...promoted to Ft. Myers July 12...allowed two runs on five hits in 7.0 innings while striking out seven in first start with Miracle July 16 at Brevard County...had three-game win-streak August 18-29, going 3-0, 1.93 (18.2 IP, 4 ER) during that stretch...made last start September 3 vs. Sarasota, striking out 11 in 7.0 innings, allowing two runs on four hits...finished second in Twins minor leagues in strikeouts (156) and third in wins (12)...ranked eighth best prospect in the Midwest League by *Baseball America*...rated fifth best prospect in the Twins organization by *Baseball America* entering the 2006 season.

2004: Began professional career with GCL Twins...earned first professional win on July 8 at GCL Red Sox, allowing one run on five hits in 5.0 innings...had second straight win July 14 at GCL Red Sox, tossing a season-high 7.0 shutout innings...was 4-1, 1.59 (28.1 IP, 5 ER) in six July starts...went 4-3, 2.85 (41.0 IP, 13 ER) in nine starts and 1-0, 1.29 (7.0 IP, 1 ER) in two relief appearances...led club in wins (5) and games started (9), and was third in strikeouts (42)...ranked 15th best prospect in the Gulf Coast League by *Baseball America*...named seventh best prospect in the Twins organization by *Baseball America* entering the 2005 season.

PROFESSIONAL: Signed by scout Brad Weitzel.

2013

SWARZAK'S GAME HIGHS

CAREER

IP: 4.1, 9/2 at HOU

Walks: 3, 5/18 vs. BOS

IP: 8.0, 2x, last 9/5/11 vs. CWS

Walks: 4, 5/28/09 vs. BOS

SO: 5, 3x, last 9/2 at HOU

CG: --

SO: 6, 3x, last 9/27/11 vs. KC

CG: --

Win-Streak: 2, 9/10-29

Low-Hit: --

Win-Streak: 3, 6/17-9/1/12

Low-Hit: --

SWARZAK'S PITCHING RECORD

YEAR	CLUB	W-L	ERA	G	GS	CG	SH	SV	IP	H	R	ER	HR	HB	BB	SO	WP	BK	BAA
2004	GCL Twins	5-3	2.63	11	9	0	0	1	48.0	46	20	14	1	1	6	42	2	1	.251
2005	Beloit	9-5	4.04	18	18	0	0	0	91.1	81	48	41	7	7	32	101	3	1	.238
	Ft. Myers	3-4	3.66	10	10	0	0	0	59.0	72	25	24	3	1	11	55	1	1	.300
2006	Ft. Myers	11-7	3.27	27	27	2	1	0	145.2	131	56	53	8	1	60	131	4	3	.242
2007	Ft. Myers	0-0	2.30	3	3	0	0	0	15.2	14	6	4	0	1	5	18	0	0	.241
	New Britain	5-4	3.23	15	14	1	0	0	86.1	78	34	31	6	5	23	76	2	0	.241
2008	New Britain	3-8	5.67	20	20	0	0	0	101.2	126	71	64	12	3	37	76	1	0	.304
	Rochester	5-0	1.80	7	7	0	0	0	45.0	41	14	9	4	4	14	26	1	0	.243
2009	Rochester	4-5	3.28	13	13	0	0	0	79.2	79	31	29	4	3	21	45	2	0	.261
	MINNESOTA	3-7	6.25	12	12	0	0	0	59.0	76	43	41	12	2	20	34	0	0	.311
2010	Rochester	5-12	6.21	22	22	0	0	0	111.2	143	87	77	14	5	38	69	2	0	.312
2011	Rochester	2-1	3.90	6	6	1	0	0	32.1	35	14	14	3	0	7	25	0	0	.267
	MINNESOTA	4-7	4.32	27	11	0	0	0	102.0	111	53	49	9	6	26	55	3	1	.275
2012	MINNESOTA	3-6	5.03	44	5	0	0	0	96.2	106	57	54	15	0	31	62	3	0	.284
2013	MINNESOTA	3-2	2.91	48	0	0	0	0	96.0	89	33	31	7	1	22	69	1	0	.249
Minor League Totals		52-49	3.97	152	149	4	1	1	816.1	846	406	360	62	31	254	664	18	6	.268
Major League Totals		13-22	4.45	131	28	0	0	0	353.2	382	186	175	43	9	99	220	7	1	.277

SWARZAK'S CAREER FIELDING RECORD

POSITION	PCT	G	PO	A	E	TC	DP	PB
Pitcher	.979	131	17	30	1	48	3	—

SWARZAK'S BATting RECORD

BATting	AVG	AB	R	H	2B	3B	HR	RBI	SH	SF	HB	BB	SO	SB	CS	OBP
Career	.000	5	0	0	0	0	0	0	0	0	0	0	4	0	0	.000

SWARZAK'S DAY-BY-DAY

Date	Opp.	Dec.	IP	H	R	ER	HR	BB	SO	IR/IRS
April 7	@BAL	W(1-0)	1.1	2	0	0	0	1	1	0/0
April 9	@KC	ND	4.0	3	1	1	0	0	2	0/0
April 16	LAA	H(1)	3.1	2	2	0	0	0	4	0/0
April 23(2)	MIA	ND	1.2	3	2	2	0	1	0	1/0
April 27	TEX	H(2)	1.1	1	0	0	0	0	2	0/0
April 30	@DET	ND	2.1	1	0	0	0	0	1	1/0
APRIL TOTALS		1-0-0	14.0	12	5	3	0	2	10	1.93 ERA
May 4	@CLE	ND	2.0	4	2	2	0	0	1	0/0
May 6	@BOS	ND	3.0	2	0	0	0	1	4	0/0
May 10	BAL	L(1-1)	1.0	4	3	3	0	0	0	0/0
May 12	BAL	ND	2.1	2	0	0	0	0	2	1/0
May 15	CWS	ND	2.0	1	0	0	0	1	1	2/1
May 18	BOS	ND	1.2	3	4	4	1	3	0	1/1
May 21	@ATL	ND	4.0	3	1	1	1	0	3	0/0
May 26	@DET	ND	2.0	0	0	0	0	1	2	0/0
May 28	@MIL	ND	2.0	0	0	0	0	0	0	0/0
May 31	SEA	ND	2.2	2	0	0	0	0	1	2/1
MAY TOTALS		0-1-0	22.2	21	10	10	2	6	14	3.97 ERA
June 5	@KC	ND	1.0	0	0	0	0	0	1	0/0
June 9(2)	@WSH	L(1-2)	2.1	4	2	2	0	1	2	0/0
June 13	PHI	ND	2.0	4	0	0	0	0	1	0/0
June 16	DET	ND	1.2	0	0	0	0	0	2	2/0
June 20	CWS	H(3)	1.2	1	0	0	0	0	1	0/0
June 22	@CLE	ND	3.1	5	0	0	0	1	2	3/2
June 28	KC	ND	4.0	5	3	3	2	0	3	0/0
JUNE TOTALS		0-1-0	16.0	19	5	5	2	2	12	2.81 ERA
July 2	NYJ	ND	1.0	4	4	4	1	0	1	0/0
July 7	@TOR	ND	1.0	2	1	1	0	2	0	1/0
July 10	@TB	ND	2.2	3	0	0	0	0	4	0/0
July 14	@NYY	ND	1.0	1	0	0	0	0	0	1/0
PRE-ASG TOTALS		1-2-0	58.1	62	25	23	5	12	41	3.55 ERA
July 21	CLE	ND	1.1	0	0	0	0	0	0	1/0
July 24	@LAA	ND	2.0	2	0	0	0	0	0	0/0
July 27	@SEA	ND	1.0	1	0	0	0	0	1	0/0
July 28	@SEA	ND	2.0	1	1	1	1	0	2	0/0
JULY TOTALS		0-0-0	12.0	14	6	6	2	2	8	4.50 ERA
August 1	KC	ND	3.0	2	0	0	0	0	1	2/2
August 3	HOU	ND	3.0	0	0	0	0	1	5	0/0
August 10	@CWS	BS(2)	1.1	3	0	0	0	1	1	2/2
August 13	CLE	ND	2.0	0	0	0	0	1	0	0/0
August 16	CWS	ND	1.1	1	0	0	0	0	2	2/1
August 19	NYM	ND	3.0	3	1	1	0	1	5	2/0
August 24	@CLE	ND	2.2	1	0	0	0	2	1	1/1
August 28	KC	ND	1.0	3	2	2	0	1	0	0/0
AUGUST TOTALS		0-0-0	17.1	13	3	3	0	7	15	1.56 ERA
Sept. 2	@HOU	ND	4.1	3	1	1	0	2	5	2/0
Sept. 6	TOR	ND	2.0	1	0	0	0	0	0	0/0
Sept. 10	OAK	W(2-2)	1.0	0	0	0	0	0	1	0/0
Sept. 12	OAK	ND	1.1	2	1	1	0	0	1	1/0
Sept. 15	TB	ND	2.0	0	0	0	0	0	2	0/0
Sept. 19	@OAK	ND	0.0	2	2	2	1	0	0	1/1
Sept. 23	DET	W(3-2)	1.0	0	0	0	0	0	0	0/0
Sept. 25	DET	ND	0.2	1	0	0	0	0	0	0/0
Sept. 28	CLE	ND	1.2	1	0	0	0	1	1	0/0
SEPTEMBER TOTALS		2-0-0	14.0	10	4	4	1	3	10	2.57 ERA
POST-ASG TOTALS		2-0-0	37.2	27	8	8	2	10	28	1.91 ERA
SEASON TOTALS		3-2-0	96.0	89	33	31	7	22	69	2.91 ERA



CALEB THIELBAR

LEFT-HANDED PITCHER

56

HEIGHT/WEIGHT: 6-0/197
BORN: 1/31/87 in Northfield, MN
RESIDES: Randolph, MN

BATS/THROWS: R/L
AGE: 26

ACQUIRED: Signed as minor league free agent, 8/18/11
M.L. SERVICE: 133 days
CONTRACT STATUS: Signed thru 2013

PERSONAL: Caleb J. Thielbar (pronounced THEEL-bar)...2009 graduate of South Dakota State University with a degree in Wildlife and Fisheries management...ended career as the Jackrabbits all-time leader in starts (44) and innings pitched (274.0), and ranked second in strikeouts (196)...2005 graduate of Randolph (MN) High School.

2013:

- Began the season at Triple-A Rochester after being optioned March 14.
- Struck out 34 batters in 26.1 innings pitched for the Red Wings.
- Posted eight straight scoreless appearances April 17-May 18 and was recalled by Minnesota May 20.
- Started MLB career with 19.2 consecutive scoreless innings pitched May 20-July 6, setting a Twins record and placed him tied for sixth with Joe Smith (April 1-May 5, 2007) for the longest streak in baseball history to begin a career...he allowed just five hits during the streak and struck out 17.
- He retired 31 consecutive batters faced without allowing a hit, according to Elias it tied Joe Nathan (2006) for the fifth longest in club history; had streak snapped by a Ben Zobrist home run July 8 at Tampa Bay...the streak was the second longest in club history for a rookie, falling short of Jerry Arrigo's 33 straight in 1964.
- Earned first major league win June 1 vs. Seattle, tossing 1.0 scoreless inning of relief.
- Allowed just two earned runs in first 28 appearances (28.2 IP), posting a 0.63 ERA in that span (until August 5).
- 41 of his 49 appearances were scoreless, including 32 of his first 36 May 20-August 25.
- Posted a .154 opponent batting average, the lowest in Twins history and second lowest in Twins/Senators franchise history (since 1901), behind Johnny Niggeling's 1943 average of .153.
- Posted a 1.76 ERA (46.0 IP, 9 ER), the sixth lowest in Twins history...his 49 games, tied for eighth most for a rookie in Twins history.
- Ranked sixth in the AL in ERA (minimum 40.0 IP), second among rookies...tied for fifth among AL rookies in appearances.

2012: Began season with Single-A Ft. Myers, going 1-1, 0.00 (12.1 IP) with four hits allowed, two walks and 16 strikeouts in seven games...transferred to Double-A New Britain April 30...13 of 16 appearances for the Rock Cats were scoreless; converted all four save opportunities...transferred to Triple-A Rochester June 20...recorded first career Triple-A win with 2.0 scoreless innings July 1 vs. Scranton/Wilkes-Barre...recorded first career Triple-A save with 0.1 scoreless inning July 5 vs. Pawtucket...struck out 20 batters in final 10 appearances (19.1 IP) July 28-September 1...pitched for Peoria Javelinas in the Arizona Fall League, going 1-0, 11.08 (13.0 IP, 16 ER) in 11 games...added to Twins 40-man roster in November.

2011: Started season with the St. Paul Saints in the Independent League...signed by Minnesota as a minor league free agent August 18 and reported to Single-A Ft. Myers...appeared in three games (1 start) tossing 7.1 scoreless innings.

2010: Started the season with Single-A Wisconsin...transferred to Rookie Helena August 3...released by Milwaukee's organization December 13.

2009: Began professional career with AZL Brewers, going 6-1, 1.59 (45.1 IP, 8 ER) in 14 appearances (2 starts)...transferred to Single-A Helena August 31 and made two scoreless relief appearances.

PROFESSIONAL: Milwaukee's 18th round pick in the 2009 First-Year Player Draft...signed by scout Harvey Kuenn Jr.

THIELBAR'S PITCHING RECORD

YEAR	CLUB	W-L	ERA	G	GS	CG	SH	SV	IP	H	R	ER	HR	HB	BB	SO	WP	BK	BAA
2009	AZL Brewers	6-1	1.59	14	2	0	0	0	45.1	44	16	8	1	0	7	46	3	0	.246
	Helena	0-0	0.00	2	0	0	0	0	1.2	0	0	0	0	0	1	2	0	0	.000
2010	Wisconsin	0-2	5.60	30	0	0	0	0	53.0	65	41	33	6	0	14	43	0	0	.294
	Helena	0-0	3.68	9	0	0	0	0	14.2	16	7	6	2	0	0	9	1	0	.286
2011	Ft. Myers	1-0	0.00	3	1	0	0	0	7.1	1	0	0	0	0	5	5	1	0	.042
2012	Ft. Myers	1-1	0.00	7	0	0	0	1	12.1	4	1	0	0	2	2	16	0	0	.100
	New Britain	2-0	1.80	16	0	0	0	4	25.0	18	5	5	1	0	3	26	0	0	.198
	Rochester	3-1	3.57	25	1	0	0	1	40.1	42	19	16	5	1	16	32	3	0	.266
2013	Rochester	1-1	3.76	17	0	0	0	1	26.1	27	13	11	1	1	8	34	2	0	.260
	MINNESOTA	3-2	1.76	49	0	0	0	0	46.0	24	11	9	4	0	14	39	1	0	.154
Independent League Totals		3-3	2.54	43	0	0	0	0	49.2	41	17	14	2	1	15	62	3	1	N/A
Minor League Totals		17-9	3.04	166	4	0	0	10	275.2	258	119	93	18	5	71	275	13	1	.247
Major League Totals		3-2	1.76	49	0	0	0	0	46.0	24	11	9	4	0	14	39	1	0	.154

IP: 2.0, 6x, last 9/3 at HOU
 SO: 3, 2x, last 7/3 vs. NYY
 Win-Streak: 1, 3x, last 9/3

2013 Walks: 2, 2x, last 8/4 vs. HOU
 CG: --
 Low-Hit: --

THIELBAR'S GAME HIGHS

IP: 2.0, 6x, last 9/3/13 at HOU
 SO: 3, 2x, last 7/3/13 vs. NYY
 Win-Streak: 1, 3x, last 9/3/13

CAREER Walks: 2, 2x, last 8/4/13 vs. HOU
 CG: --
 Low-Hit: --

THIELBAR'S CAREER FIELDING RECORD


POSITION	PCT	G	PO	A	E	TC	DP	PB
Pitcher	1.000	49	3	3	0	6	0	—

THIELBAR'S DAY-BY-DAY

Date	Opp.	Dec.	IP	H	R	ER	HR	BB	SO	IR/IRS
May 20	@ATL	ND	2.0	1	0	0	0	0	3	0/0
May 22	@ATL	ND	2.0	0	0	0	0	2	1	0/0
May 24	@DET	ND	1.0	0	0	0	0	0	2	0/0
May 26	@DET	ND	0.1	1	0	0	0	0	0	3/3
May 31	SEA	ND	1.0	0	0	0	0	0	2	0/0
MAY TOTALS			0-0	6.1	2	0	0	2	8	0.00 ERA
June 1	SEA	W(1-0)	1.0	1	0	0	0	0	1	0/0
June 5	@KC	ND	0.2	0	0	0	0	1	0	0/0
June 9(1)	@WSH	ND	2.0	2	0	0	0	1	0	0/0
June 13	PHI	ND	0.2	0	0	0	0	0	1	1/0
June 14	DET	ND	1.0	0	0	0	0	1	1	0/0
June 21	@CLE	ND	1.0	0	0	0	0	1	1	0/0
June 22	@CLE	ND	1.0	0	0	0	0	0	0	0/0
June 25	@MIA	ND	1.0	0	0	0	0	1	1	1/0
June 28	KC	ND	1.0	0	0	0	0	0	0	0/0
JUNE TOTALS			1-0	9.1	3	0	0	5	5	0.00 ERA
July 2	NYY	ND	1.0	0	0	0	0	0	1	0/0
July 3	NYY	ND	2.0	0	0	0	0	0	3	2/1
July 6	@TOR	ND	1.0	0	0	0	0	0	0	0/0
July 8	@TB	ND	0.1	1	1	1	1	0	1	1/1
July 10	@TB	ND	1.0	0	0	0	0	1	2	1/0
July 14	@NYY	ND	0.2	1	1	1	1	1	1	0/0
PRE-ASG TOTALS			1-0	21.2	7	2	2	9	21	0.83 ERA
July 21	CLE	ND	1.0	0	0	0	0	0	0	0/0
July 25	@SEA	ND	1.0	0	0	0	0	0	1	0/0
July 26	@SEA	ND	1.0	1	0	0	0	0	2	0/0
July 28	@SEA	ND	1.0	0	0	0	0	0	1	0/0
July 31	KC	L(1-1)	0.2	1	2	0	0	0	0	0/0
JULY TOTALS			0-1	10.2	4	4	2	2	12	1.69 ERA
August 2	HOU	ND	1.0	0	0	0	0	0	1	0/0
August 4	HOU	W(2-1)	0.2	0	0	0	0	2	0	1/0
August 5	@KC	ND	0.2	1	0	0	0	0	0	1/1
August 7	@KC	ND	0.2	2	1	1	0	0	0	1/0
August 9(2)	@CWS	ND	0.2	0	0	0	0	0	1	2/0
August 10	@CWS	ND	0.1	0	0	0	0	0	0	2/0
August 14	CLE	H(1)	0.1	0	0	0	0	0	1	2/0
August 15	CWS	ND	0.1	0	0	0	0	0	0	2/0
August 17	CWS	ND	0.0	1	0	0	0	0	0	2/1
August 21	@DET	ND	0.0	1	0	0	0	0	1	2/2
August 25	@CLE	ND	0.2	1	0	0	0	1	1	0/0
August 27	KC	ND	0.2	3	1	1	0	0	0	3/3
August 29	KC	ND	2.0	0	0	0	0	0	2	0/0
August 31	@TEX	L(2-2)	0.2	1	1	1	0	1	0	0/0
AUGUST TOTALS			1-1	8.2	10	3	3	0	4	3.12 ERA
Sept. 3	@HOU	W(3-2)	2.0	0	0	0	0	0	2	0/0
Sept. 7	TOR	ND	0.2	2	3	3	1	1	0	1/0
Sept. 10	OAK	ND	1.2	1	0	0	0	0	0	2/0
Sept. 13	TB	ND	1.0	0	0	0	0	0	0	2/0
Sept. 16	@CWS	ND	1.0	1	1	1	1	0	0	0/0
Sept. 19	@OAK	ND	0.2	0	0	0	0	0	0	0/0
Sept. 22	@OAK	ND	1.0	0	0	0	0	0	2	0/0
Sept. 24	DET	ND	1.0	1	0	0	0	0	2	0/0
Sept. 25	DET	ND	0.2	0	0	0	0	0	1	0/0
Sept. 28	CLE	ND	1.1	0	0	0	0	0	0	1/0
SEPTEMBER TOTALS			1-0	11.0	5	4	2	1	7	3.27 ERA
POST-ASG TOTALS			2-2	24.1	17	9	7	5	18	2.59 ERA
SEASON TOTALS			3-2	46.0	24	11	9	4	39	1.76 ERA

CLETE THOMAS

OUTFIELDER



HEIGHT/WEIGHT: 5-11/195

BORN: 11/14/83 in Jacksonville, FL

RESIDES: Tampa, FL

ACQUIRED: Claimed off waivers from Detroit, 4/14/12

M.L. SERVICE: 2 years, 7 days

CONTRACT STATUS: Signed thru 2013

BATS/THROWS: L/R

AGE: 29

PERSONAL: Michael Clete Thomas...wife Susie...son Brooks (1/30/10)...resides in Tampa, FL in offseason...2002 graduate of Mosley High School in Lynn Haven, FL...attended Auburn University from 2002-05.

2013:

- Was reassigned to minor league camp March 17 and reported to Triple-A Rochester where he began the season.
- Hit .362 (21-for-58) with three doubles, four home runs and 13 RBI in 19 April games.
- Had contract purchased by Minnesota June 3 after hitting .296 (37-for-125) in 36 games for Rochester.
- Recorded career-high four hits June 12 vs. Philadelphia.
- Stole home August 3 vs. Houston, marking the 13th time in club history, first since Torii Hunter May 4, 2002 vs. Detroit; he became the eighth different Twin to steal home.
- Outrighted to Triple-A Rochester October 2.

2012: Began season with Detroit and appeared in three games for Tigers before being designated for assignment April 12...claimed off waivers April 14 and homered in second at-bat for Twins April 15 vs. Texas...played in 12 games, striking out 16 times in 28 at-bats before being designated for assignment May 4; reported to Triple-A Rochester...batted .232 (91-for-393) with 22 doubles, five triples, 12 home runs, 47 RBI and 47 runs scored in 109 games for Red Wings.

2011: Spent season with Triple-A Toledo...recorded six RBI April 18 at Columbus...sidelined with left finger fracture August 20-September 1...batted .323 (32-for-99) with runners in scoring position.

2010: Spent season with Triple-A Toledo...placed on 7-day disabled list with left hamstring strain April 15-25...placed on disabled list with left knee inflammation May 13-end of season...underwent microfracture surgery on left knee June 4, a procedure performed by Dr. Richard Steadman.

2009: Started season with Triple-A Toledo...recalled by Detroit May 5...had first career two-homer game May 30 at Baltimore...hit first career grand slam June 7 vs. Los Angeles-AL...entered that game as a pinch-runner and according to the Elias Sports Bureau, became just fifth player since 1970 to hit go-ahead grand slam in a game he entered as a pinch-runner...optioned to Toledo June 11...batted .373 (25-for-67) for Mud Hens in 17 games in June...recalled by Tigers July 8...recorded five RBI July 12 vs. Cleveland...hit first career walk-off home run, a solo shot off Danys Baez, August 3 vs. Baltimore.

2008: Made Tigers Opening Day roster for first time in career...made major league debut as defensive replacement in left field in ninth inning March 31 vs. Kansas City...had first major league hit, doubling off Joakim Soria in 11th inning of that same game...optioned to Triple-A Toledo April 23...batted .323 (20-for-62) in 16 games for Mud Hens and was recalled May 30...sidelined with sprained right ankle June 4-20...hit first major league home run, a two-run shot off Nick Blackburn July 13 vs. Minnesota...optioned back to Toledo July 15...placed on disabled list with right elbow sprain August 29...underwent ulnar collateral ligament reconstruction surgery on right elbow September 11, a procedure performed by Dr. James Andrews...named 21st best prospect, best defensive outfielder and best outfield arm in Tigers organization by *Baseball America* entering 2009.

2007: Spent season with Double-A Erie...batted .330 (34-for-103) with nine doubles, a home run, seven RBI and 21 runs scored in 27 June games...led Eastern League in runs scored, finished second in at-bats, tied for second in games played, tied for fourth in hits, and tied for fifth in triples...led all league outfielders with 11 errors...named 12th best prospect in Tigers organization and best outfield arm in their system by *Baseball America* entering 2008.

2006: Spent season with Single-A Lakeland...hit safely in first 12 games April 6-19...finished third in FSL in at-bats, tied for fourth in strikeouts, and tied for fifth in stolen bases...named 29th best prospect in Tigers organization by *Baseball America* entering 2007.

2005: Started first professional season with Single-A Oneonta (Detroit)...earned New York-Penn League Player of the Week honors June 27-July 3, batting .458 (11-for-24) with two doubles, a triple, a home run, nine RBI and seven runs scored in six games...transferred to Single-A West Michigan July 12...had season-high 12-game hitting streak August 7-19...named 14th best prospect in Tigers organization by *Baseball America* entering 2006.

AMATEUR CAREER: Attended Auburn University...batted .297 (76-for-256) with 10 doubles, four triples, two home runs, 27 RBI, 41 runs scored and 11 stolen bases as a freshman in 2003...batted .329 (71-for-216) with 16 doubles, six triples, four home runs, 45 RBI, 53 runs scored and 24 stolen bases in 56 games as a sophomore in 2004...named 20th best prospect in Cape Cod League during summer of 2004 by *Baseball America* after batting .241 (28-for-116) with five doubles, three triples, three home runs, 15 RBI, 17 runs scored and eight stolen bases for Harwich...batted .328 (78-for-238) with 18 doubles, six triples, nine home runs, 41 RBI, 66 runs scored and 23 stolen bases in 60 games as a junior in 2005.

PROFESSIONAL: Detroit's sixth round pick in the 2005 First-Year Player Draft; signed by scout Jerome Cochran...originally selected by Minnesota in fifth round of the 2002 First-Year Player Draft.

2013

THOMAS' GAME HIGHS

CAREER

Hits: 4, 6/12 vs. PHI

RBI: 2, 3x, last 7/22 at LAA

Grand Slams: --

HR: 1, 4x, last 7/22 at LAA

Hit-Strike: 6, 7/28-8/3

SB: 1, 8/3 vs. HOU

Hits: 4, 6/12/13 vs. PHI

RBI: 5, 7/12/09 vs. CLE

Grand Slams: 1, 6/7/09 vs. LAA

HR: 2, 5/30/09 at BAL

Hit-Strike: 7, 6/3-30/08

SB: 1, 6x, 8/3/13 vs. HOU

THOMAS' PLAYING RECORD

YEAR	CLUB	AVG	G	AB	R	H	2B	3B	HR	RBI	SH	SF	HB	BB	SO	SB	CS	E	OBP
2005	Oneonta	.386	18	70	19	27	5	1	1	14	0	0	2	12	11	9	0	0	.488
	West Michigan	.284	51	194	39	55	8	5	0	11	2	2	2	21	37	11	3	1	.356
2006	Lakeland	.257	132	529	67	136	30	5	6	40	1	3	6	56	127	34	13	3	.333
2007	Erie	.280	137	528	97	148	30	6	8	53	3	2	7	59	110	18	11	11	.359
2008	DETROIT	.284	40	116	7	33	9	1	1	9	2	0	1	14	26	2	0	4	.366
	Toledo	.247	76	291	44	72	18	2	9	45	3	1	1	37	88	29	11	5	.333
2009	Toledo	.291	45	175	27	51	17	1	1	17	0	1	3	26	49	18	3	3	.390
	DETROIT	.240	102	275	46	66	13	3	7	39	1	0	1	33	77	3	0	4	.324
2010	Toledo	.183	21	71	14	13	2	1	4	13	1	0	2	12	32	9	0	2	.318
2011	Toledo	.251	113	367	37	92	15	2	12	53	2	2	3	32	130	20	3	2	.314
2012	DETROIT	.000	3	0	1	0	0	0	0	0	0	0	0	0	0	0	0	0	.000
	MINNESOTA	.143	12	28	2	4	1	0	1	4	0	0	1	0	16	0	0	0	.172
	Rochester	.232	109	393	47	91	22	5	12	47	3	2	1	27	109	15	4	4	.281
2013	Rochester	.296	36	125	17	37	8	0	9	25	0	0	0	18	35	6	4	1	.385
	MINNESOTA	.214	92	290	39	62	15	0	4	13	1	0	1	30	92	1	3	3	.290
Minor League Totals		.263	738	2743	408	722	155	28	62	318	15	13	27	300	728	169	52	32	.340
Major League Totals		.233	249	709	95	165	38	4	13	65	4	0	4	77	211	6	3	11	.311

THOMAS' CAREER FIELDING RECORD

POSITION	PCT	G	PO	A	E	TC	DP	PB
Outfielder	.979	240	492	16	11	519	5	—

AMERICAN LEAGUE CENTRAL HISTORY

YEAR	CHAMPION	RECORD	TWINS FINISH
1994*	Chicago White Sox	67-46	Fourth place with a record of 53-60, 15.0 games back
1995	Cleveland Indians	100-44	Fifth place with a record of 56-88, 44.0 games back
1996	Cleveland Indians	78-84	Fourth place with a record of 78-84, 21.5 games back
1997	Cleveland Indians	86-75	Fourth place with a record of 68-94, 18.5 games back
1998	Cleveland Indians	89-73	Fourth place with a record of 70-92, 19.0 games back
1999	Cleveland Indians	97-65	Fifth place with a record of 63-97, 33.0 games back
2000	Chicago White Sox	95-67	Fifth place with a record of 69-93, 26.0 games back
2001	Cleveland Indians	91-71	Second place with a record of 85-77, 6.0 games back
2002	Minnesota Twins	94-67	Lost 4 games to 1 in the ALCS to the Anaheim Angels
2003	Minnesota Twins	90-72	Lost 3 games to 1 in the ALDS to the New York Yankees
2004	Minnesota Twins	92-70	Lost 3 games to 1 in the ALDS to the New York Yankees
2005	Chicago White Sox	99-63	Third place with a record of 83-79, 16.0 games back
2006	Minnesota Twins	96-66	Swept in three games in the ALDS by the Oakland Athletics
2007	Cleveland Indians	96-66	Third place with a record of 79-83, 17.0 games back
2008	Chicago White Sox	89-74	Second place with a record of 88-75, 1.0 game back
2009	Minnesota Twins	87-76	Swept in three games in the ALDS by the New York Yankees
2010	Minnesota Twins	94-68	Swept in three games in the ALDS by the New York Yankees
2011	Detroit Tigers	95-67	Fifth place with a record of 63-99, 32.0 games back
2012	Detroit Tigers	88-74	Fifth place with a record of 66-96, 22.0 games back
2013	Detroit Tigers	93-69	Fourth place with a record of 66-96, 27.0 games back

*Season cut short due to work stoppage



MICHAEL TONKIN

RIGHT-HANDED PITCHER

59

HEIGHT/WEIGHT: 6-7/220
BORN: 11/19/89 in Glendale, CA
RESIDES: Palmdale, CA

BATS/THROWS: R/R
AGE: 23

ACQUIRED: 30th round, 2008 First-Year Player Draft
M.L. SERVICE: 28 days
CONTRACT STATUS: Signed thru 2013

2013 PLAYERS

PERSONAL: Michael Harvey Tonkin...2008 graduate of Palmdale (CA) High School...brother-in-law of former Twins outfielder Jason Kubel.

2013:

- Began the season with Double-A New Britain.
- Did not allow an earned run in 15 consecutive appearances (16.2 IP) April 21-May 28 and was promoted to Triple-A Rochester May 30.
- Did not allow an earned run in first 10 appearances (11.2 IP) for the Red Wings May 30-June 23.
- Recalled by Minnesota July 11 when Caleb Thielbar was placed on the Bereavement List.
- Made major league debut July 11 at Tampa Bay, pitching 1.1 scoreless innings with one strikeout.
- Optioned to Triple-A July 13.
- Recalled August 20, appeared in one game for the Twins and optioned back to Rochester August 23.
- Converted 14 of 15 save opportunities for the Red Wings, leading the club in saves.
- Recalled September 9 and posted a 1.00 ERA (9.0 IP, 1 ER) in seven September games.
- Posted a 3.03 ERA (68.1 IP, 23 ER) with 76 strikeouts and 19 walks in 61 games between all three levels.

2012: Started season with Single-A Beloit and won in first appearance, tossing 2.0 scoreless innings April 6 vs. Peoria...recorded at least one strikeout in 20 of 22 appearances for the Snappers, totalling 53 strikeouts in 39.0 innings; struck out multiple batters in 15 appearances...selected to play in the Midwest League All-Star Game...promoted to Single-A Ft. Myers June 20...named Twins minor league Pitcher of the Week June 15, tossing 5.2 scoreless innings with three saves, no hits allowed, no walks and 12 strikeouts in five games...named Twins minor league Pitcher of the Month for June, going 0-1, 0.64 (14.1 IP, 1 ER) with two saves and 27 strikeouts in nine games...recorded at least one strikeout in all 22 appearances for the Miracle, totalling 44 strikeouts in 30.1 innings; struck out multiple batters in 15 appearances...combined to go 4-1, 2.08 (69.1 IP, 16 ER) with 12 saves, 97 strikeouts and 20 walks in 44 appearances between both levels...named reliever on MiLB.com Twins organizational All-Star team...played for Peoria Javelinas in the Arizona Fall League, going 1-0, 2.45 (14.2 IP, 4 ER) with three walks and seven strikeouts in 10 games...added to the Twins 40-man roster in November.

2011: Spent entire season with Single-A Beloit...did not allow a run in 13 consecutive appearances (14.2 IP) May 23-June 28...posted a 2.13 ERA (12.2 IP, 3 ER) in 10 June appearances...recorded at least one strikeout in 11 straight appearances (23 total) July 9-August 15...allowed just three home runs on the season and just one in final 40 appearances since May 2...tied for team-lead in appearances (48).

2010: Started season with Single-A Beloit...went 3-6, 4.29 (65.0 IP, 31 ER) in 13 games (12 starts) for the Snappers...transferred to Rookie Elizabethton July 19...eight of his 10 appearances for the E-Twins were scoreless -- seven of those scoreless appearances were outings of 2.0 innings-or-more.

2009: Spent entire season with Rookie GCL Twins...named Twins minor league Pitcher of the Week July 17, going 1-0, 0.00 (7.0 IP) with two hits allowed and 15 strikeouts in one start...went 2-1, 1.73 (26.0 IP, 5 ER) in five August games (4 starts)...finished second in the GCL in strikeouts (60).

2008: Spent first professional season with GCL Twins, going 0-1, 3.27 (11.0 IP, 4 ER) in six games (1 start)...ranked 30th best prospect in the Twins organization by *Baseball America* entering the 2009 season.

PROFESSIONAL: Signed by scout Dan Cox.

2013

IP: 2.0, 9/20 at OAK
SO: 3, 9/14 vs. TB
Win-Streak: --

Walks: 1, 3x, last 9/29 vs. CLE
CG: --
Low-Hit: --

TONKIN'S GAME HIGHS

IP: 2.0, 9/20/13 at OAK
SO: 3, 9/14/13 vs. TB
Win-Streak: --

CAREER

Walks: 1, 3x, last 9/29/13 vs. CLE
CG: --
Low-Hit: --

TONKIN'S PITCHING RECORD																			
YEAR	CLUB	W-L	ERA	G	GS	CG	SH	SV	IP	H	R	ER	HR	HB	BB	SO	WP	BK	BAA
2008	GCL Twins	0-1	3.27	6	1	0	0	0	11.0	10	4	4	0	1	3	8	0	0	.244
2009	GCL Twins	3-4	3.62	11	9	0	0	0	54.2	55	30	22	2	4	9	60	5	0	.258
2010	Elizabethhton	1-0	1.08	10	0	0	0	1	25.0	18	6	3	1	4	4	26	1	0	.196
	Beloit	3-6	4.29	13	12	0	0	0	65.0	76	43	31	7	8	18	40	7	0	.287
2011	Beloit	4-3	3.87	48	3	0	5	2	76.2	82	41	33	3	8	24	69	6	0	.271
2012	Beloit	3-0	1.38	22	0	0	0	6	39.0	29	8	6	1	1	9	53	5	0	.206
	Ft. Myers	1-1	2.97	22	0	0	0	6	30.1	24	12	10	2	2	11	44	1	0	.212
2013	Rochester	1-2	4.41	30	0	0	0	14	32.2	33	18	16	3	1	8	36	0	0	.256
	New Britain	1-2	2.22	22	0	0	0	7	24.1	21	10	6	0	3	8	30	2	0	.216
	MINNESOTA	0-0	0.79	9	0	0	0	0	11.1	9	6	1	0	0	3	10	1	0	.205
Minor League Totals		17-19	3.29	184	25	0	0	36	358.2	348	172	131	19	32	94	366	27	0	.250
Major League Totals		0-0	0.79	9	0	0	0	0	11.1	9	6	1	0	0	3	10	1	0	.205

TONKIN'S CAREER FIELDING RECORD								
POSITION	PCT	G	PO	A	E	TC	DP	PB
Pitcher	1.000	9	0	2	0	2	1	—

TONKIN'S DAY-BY-DAY										
Date	Opp.	Dec.	IP	H	R	ER	HR	BB	SO	IR/IRS
July 11	@TB	ND	1.1	0	0	0	0	0	1	2/0
JULY TOTALS		0-0	1.1	0	0	0	0	0	1	0.00 ERA
PRE-ASG TOTALS		0-0	1.1	0	0	0	0	0	1	0.00 ERA
August 21	@DET	ND	1.0	4	3	0	0	1	1	0/0
AUGUST TOTALS		0-0	1.0	4	3	0	0	1	1	0.00 ERA
Sept. 11	OAK	ND	1.0	2	2	0	0	1	1	0/0
Sept. 14	TB	ND	1.2	0	0	0	0	0	3	2/0
Sept. 16	@CWS	ND	0.1	1	0	0	0	0	0	3/2
Sept. 20	@OAK	ND	2.0	0	0	0	0	0	2	0/0
Sept. 24	DET	ND	1.1	1	0	0	0	0	0	1/0
Sept. 26	CLE	ND	1.2	0	0	0	0	0	2	2/0
Sept. 29	CLE	ND	1.0	1	1	1	0	1	0	0/0
SEPTEMBER TOTALS		0-0	9.0	5	3	1	0	2	8	1.00 ERA
POST-ASG TOTALS		0-0	10.0	9	6	1	0	3	9	0.90 ERA
SEASON TOTALS		0-0	11.1	9	6	1	1	3	8	0.79 ERA



P.J. WALTERS

RIGHT-HANDED PITCHER

39

HEIGHT/WEIGHT: 6-4/215

BORN: 3/12/85 in Dothan, AL

RESIDES: Pensacola, FL

ACQUIRED: Signed as minor league free agent, 11/1/12

M.L. SERVICE: 1 year, 114 days

CONTRACT STATUS: Signed thru 2013

BATS/THROWS: R/R

AGE: 28

PERSONAL: Phillip DeWayne Walters...wife Brittney (Miller)...daughter Annabelle (2/10/10), son Phillip III (10/24/11)...2003 graduate of Faith Academy in Mobile, AL...posted overall high school record of 36-1, including a record of 13-0 with a 0.66 ERA, 123 strikeouts and just four walks in 85.0 innings pitched during senior season...holds school record for career wins, single-season wins, single-season strikeouts, single-season ERA and fewest walks...attended University of South Alabama from 2004-06.

2013:

- Was invite to Twins spring training, reassigned to minor league camp March 26 and reported to Triple-A Rochester.
- Pitched a 7.0-inning complete game April 21 vs. Pawtucket, allowing two hits and one walk, earning the win.
- Went 4-2, 3.27 ERA (55.0 IP, 20 ER) in nine starts for the Red Wings and had his contract selected May 25.
- Went 2-1, 2.45 ERA (25.2 IP, 7 ER) in his first four starts for the Twins.
- Went 0-4, 12.21 ERA (14.0 IP, 19 ER) in his next four and was designated for release or assignment, cleared waivers and reported back to Rochester.
- Made 10 starts for the Red Wings to finish the season.

2012: Was an invite to Twins spring training...reassigned to minor league camp March 19...reported to Triple-A Rochester...was Red Wings Opening Day starter April 5 at Syracuse, but did not factor into the decision, tossing 4.0 shutout innings with two hits allowed, two walks and four strikeouts...went 3-1, 2.70 (33.1 IP, 10 ER) with one complete game in six starts for Wings before having contract purchased by Twins May 10...made Twins debut in a start May 12 vs. Toronto, and was dealt the loss, allowing two runs on six hits in 6.0 innings with no walks and five strikeouts...earned first win as a Twin, allowing three runs on four hits in 6.1 innings with three walks and two strikeouts May 17 at Detroit...tossed first career complete game and first for a Twins pitcher in 2012, allowing two runs on five hits with two walks and a career-high eight strikeouts May 22 at Chicago-AL...placed on 15-day disabled list with right shoulder inflammation June 14...transferred to the 60-day disabled list July 28...returned from rehab assignment at Triple-A Rochester and reinstated September 1...outrighted off the roster October 24...signed a minor league contract with an invite to spring training November 1.

2011: Was an invite to Cardinals spring training...started season with Triple-A Memphis...won six consecutive decisions May 15-June 21, including a season-high 10-strikeout performance (7.0 IP) June 11 at New Orleans...went 4-1, 2.10 (34.1 IP, 8 ER) in five June starts, including a 6.0-inning complete game June 27 at Omaha...posted ERA of 1.99 (40.2 IP, 9 ER) in final six starts and was recalled by St. Louis July 7...appeared in four games for the Cardinals in July before being traded to Toronto along with pitchers Brian Tallet and Trevor Miller, and outfielder Colby Rasmus in exchange for pitchers Edwin Jackson, Octavio Dotel and Marc Rzepczynski, and outfielder Cory Patterson July 27...appeared in one game for Blue Jays, tossing 1.0 scoreless inning of relief July 28 vs. Baltimore...optioned to Triple-A Las Vegas July 28 and made seven starts for the 51's, going 1-3, 8.38 (29.0 IP, 27 ER) with 26 strikeouts.

2010: Started season with Triple-A Memphis (St. Louis), but was recalled to St. Louis three times during season...named Pacific Coast League Pitcher of the Week May 10-16...went 1-0 with a 0.48 ERA in 19.0 innings pitched in May for Memphis...threw 5.0 scoreless innings, allowing four hits, earning first win of season May 27 at San Diego...missed qualifying for PCL ERA qualifiers by 7.0 innings, but would have ranked fourth with a 3.81 ERA...ranked 15th in the PCL in strikeouts with 106, despite throwing 23 fewer innings than anyone in top 10...finished season with St. Louis, earning second and final win, tossing 7.0 scoreless innings with three hits allowed in a start September 29 vs. Pittsburgh...rated best changeup by *Baseball America* following the season.

2009: Started season with Triple-A Memphis...recalled by St. Louis for emergency start April 17...allowed three runs on six hits with seven strikeouts in 4.0 innings at Chicago-NL...had three separate stints with the Cardinals during the year...struck out minor league career-high 14 batters (6.0 IP) July 25 at New Orleans...struck out 13 batters in next start, a 7.0-inning complete game July 31 vs. Round Rock...rated best changeup and best control in the Cardinals organization by *Baseball America* following the season.

2008: Started season with Double-A Springfield, making six starts before being promoted to Triple-A Memphis May 4...ranked seventh in Pacific Coast League in strikeouts (122)...led Redbirds in strikeouts and ranked second in innings pitched (122.0)...struck out 156 batters between both levels, leading all Cardinals minor leaguers...also led all Cardinals minor leaguers in starts (29) and innings pitched (158.0).

2007: Began season at Single-A Quad Cities...posted a 30.0-inning scoreless streak May 3-31...named Cardinals minor league Pitcher of the Month for May, going 4-0, 0.88 (30.2 IP, 3 ER)...named Cardinals minor league Pitcher of the Year...led all Cardinals minor leaguers with a 2.55 ERA and 147 strikeouts, and tied for second in wins (12)...named Cardinals 16th best prospect by *Baseball America* following the season.

2006: Spent first professional season with Single-A State College...allowed three runs in 16.0 innings with two walks and 16 strikeouts in 12 outings at home.

AMATEUR CAREER: Went 11-3 with 3.20 ERA and 166 strikeouts during senior year (2006) at University of South Alabama...named third team All-American by *Baseball America* and second team by Collegiate Baseball...named Sun Belt Conference co-Pitcher of the Year and first team

All-League selection after becoming career strikeout and innings pitched leader at South Alabama.

PROFESSIONAL: St. Louis' 11th round pick in the 2006 First-Year Player Draft...signed by scout Scott Nichols.

2013		WALTERS' GAME HIGHS		CAREER	
IP: 7.1, 6/11 vs. PHI	Walks: 5, 6/22 at CLE	IP: 9.0, 5/22/12 at CWS	Walks: 5, 2x, last 6/22/13 at CLE		
SO: 5, 6/11 vs. PHI	CG: - -	SO: 8, 5/22/12 at CWS	CG: 1, 5/22/12 at CWS		
Win-Streak: 2, 5/25-30	Low-Hit: - -	Win-Streak: 2, 2x, last 5/17-22/12	Low-Hit: 5, 9/22/12 at CWS		

WALTERS' PITCHING RECORD																			
YEAR	CLUB	W-L	ERA	G	GS	CG	SH	SV	IP	H	R	ER	HR	HB	BB	SO	WP	BK	BAA
2006	State College	2-1	3.56	26	0	0	0	8	30.1	29	15	12	1	2	9	31	2	0	.242
2007	Quad Cities	6-1	2.62	17	10	0	0	1	68.2	59	25	20	2	9	12	73	4	0	.229
	Palm Beach	3-1	2.67	5	5	0	0	0	33.2	29	10	10	2	1	6	37	1	0	.225
	Springfield	3-4	2.37	8	8	1	0	0	49.1	42	13	13	4	4	15	37	3	0	.228
2008	Springfield	1-2	3.25	6	6	0	0	0	36.0	35	17	13	5	3	8	34	2	0	.252
	Memphis	9-4	4.87	23	23	0	0	0	122.0	123	71	66	17	8	62	122	11	1	.266
2009	Memphis	8-10	4.54	21	20	2	0	0	121.0	128	73	61	6	10	44	113	10	0	.271
	ST. LOUIS	0-0	9.56	8	1	0	0	0	16.0	21	19	17	6	0	9	14	0	0	.304
2010	Memphis	8-5	3.81	19	18	0	0	0	108.2	106	51	46	12	8	30	106	3	1	.254
	ST. LOUIS	2-0	6.00	7	3	0	0	0	30.0	32	20	20	5	0	10	22	0	0	.276
2011	Memphis	7-4	4.27	17	17	1	0	0	103.1	105	51	49	9	12	42	87	0	1	.267
	ST. LOUIS	0-0	9.00	4	0	0	0	0	4.0	3	4	4	1	0	2	3	0	0	.187
	Las Vegas	1-3	8.38	7	7	0	0	0	29.0	44	29	27	4	3	16	26	3	1	.349
	TORONTO	0-0	0.00	1	0	0	0	0	1.0	0	0	0	0	0	1	1	0	0	.000
2012	Rochester	3-3	4.01	14	14	1	0	0	58.1	67	28	26	7	1	15	47	2	0	.288
	MINNESOTA	2-5	5.69	12	12	1	0	0	61.2	71	41	39	12	3	22	42	1	0	.291
2013	Rochester	7-5	4.18	19	19	1	1	0	103.1	110	54	48	5	8	46	82	6	0	.278
	MINNESOTA	2-5	5.95	8	8	0	0	0	39.1	51	30	26	5	1	18	22	0	0	.311
Minor League Totals		58-43	4.07	182	147	6	1	9	863.2	877	437	391	74	69	305	795	47	4	.263
National League Totals		2-0	7.38	19	4	0	0	0	50.0	56	43	41	12	0	21	39	0	0	.279
American League Totals		4-10	5.74	21	20	1	0	0	102.0	122	71	65	17	4	41	65	1	0	.298
Major League Totals		6-10	6.28	40	24	1	0	0	152.0	178	114	106	29	4	62	104	1	0	.291

WALTERS' CAREER FIELDING RECORD								
POSITION	PCT	G	PO	A	E	TC	DP	PB
Pitcher	.964	40	12	15	1	28	3	—

WALTERS' BATTING RECORD																
BATTING	AVG	AB	R	H	2B	3B	HR	RBI	SH	SF	HB	BB	SO	SB	CS	OBP
Career	.000	10	0	0	0	0	0	0	3	0	0	1	6	0	0	.091

WALTERS' DAY-BY-DAY															
Date	Opp.	Dec.	IP	H	R	ER	HR	BB	SO	IR/IRS					
May 25	@DET	W(1-0)	6.0	8	2	2	1	1	3	--					
May 30	MIL	W(2-0)	6.0	10	4	4	0	1	4	--					
MAY TOTALS		2-0	12.0	18	6	6	1	2	7	4.50 ERA					
June 5	@KC	L(2-1)	6.0	7	3	0	0	3	2	--					
June 11	PHI	ND	7.1	6	2	1	0	1	5	--					
June 16	DET	L(2-2)	5.1	9	4	4	2	3	4	--					
June 22	@CLE	L(2-3)	0.2	1	6	6	0	5	0	--					
June 28	KC	L(2-4)	3.0	6	6	6	2	1	1	--					
JUNE TOTALS		0-4	22.1	29	21	17	4	13	12	6.85 ERA					
July 3	NYJ	L(2-5)	5.0	4	3	3	0	3	3	--					
JULY TOTALS		0-1	5.0	4	3	3	0	3	3	5.40 ERA					
PRE-ASG TOTALS		2-5	39.1	51	30	26	5	18	22	5.95 ERA					
SEASON TOTALS		2-5	39.1	51	30	26	5	18	22	5.95 ERA					



JOSH WILLINGHAM

OUTFIELDER

16

HEIGHT/WEIGHT: 6-2/228

BORN: 2/17/79 in Florence, AL

RESIDES: Florence, AL

ACQUIRED: Signed as free agent, 12/15/11

M.L. SERVICE: 8 years, 123 days

CONTRACT STATUS: Signed thru 2014

BATS/THROWS: R/R

AGE: 34

PERSONAL: Joshua David Willingham...wife Ginger (Jaynes)...sons Rhett (10/24/06), Ryder (2/23/10) and Rogan (4/25/12)...1997 graduate of Mars Hill (AL) High School...attended college at University of North Alabama, majoring in biology...played shortstop and was a two-time All-Gulf South Conference selection (1999, 2000) and a two-time American Baseball Coaches Association All-American...led Lions to 1999 Division II College World Series and subsequently earned a spot on Division II Baseball Championship and All-Tournament teams...was first team Division II All-American in 1999...was second team All-American in 2000...he and wife Ginger run the Josh Willingham Foundation to raise funds for disaster relief in northwest Alabama.

2013:

- Began his second straight season with the Twins.
- Drew three walks April 6 at Baltimore, ninth time in his career with three-plus walks in a game.
- Reached base safely in 25 of first 27 games April 1-May 8, posting a .405 on-base percentage in that span.
- Recorded his 850th career hit, April 9 at Kansas City.
- Recorded 13th career multi-homer game May 23 at Detroit; 14th career multi-homer game September 10 vs. Oakland.
- Scored his 500th career run June 8 at Washington.
- Played his 1,000th career game June 11 vs. Philadelphia.
- Placed on 15-day disabled list July 2 (retro July 1) with a medial meniscus tear and left knee bone bruise; had surgery July 3.
- Played three games with Triple-A Rochester on rehab assignment August 5-7...reinstated August 9 after missing 33 games.
- Hit his 200th career double August 14 vs. Chicago-AL.
- Drew his 500th career walk September 19 at Oakland.
- Led the Twins in walks (66) and strikeouts (128).

2012: Made sixth career Opening Day start and first as Twin, batting fifth and playing left field April 6 at Baltimore...homered in fourth at-bat, a two-run shot in the ninth inning, marking first hit as a Twin and third time (second time consecutively) that he had homered on Opening Day...the game also marked 800th of career...homered in three straight games April 9-12...hit a total of five home runs in first 11 games...named American League Player of the Week April 9-15 (the first POW Award of the MLB season)...batted .455 (10-for-22) with a double, three home runs, four RBI, three walks, and six runs scored...second career Player of the Week award (other August 2, 2009)...hit safely in each of Twins first 15 games, tying a club record to start a season, (Kirby Puckett, 1994)...passed Glenn Williams (14 games) for longest hitting streak for a player starting his Twins career...passed career-high for a hit-streak of 12 (2008)...reached safely via hit or walk in first 20 games April 6-30, batting .347 (25-for-72) with nine walks in that span, including a .447 on-base percentage...hit fifth career walk-off home run, a three-run shot off Brian Fuentes May 29 vs. Oakland, giving the Twins a 3-2 victory...hit walk-off RBI-single in bottom of 10th inning June 8 vs. Chicago-NL, giving the Twins a 8-7 victory...hit go-ahead two-run homer June 24 at Cincinnati in top of ninth inning off Aroldis Chapman to give Twins a 2-1 lead and eventual win...hit 150th career home run July 3 at Detroit...recorded 11th career multi-homer game July 13 vs. Oakland, and 12th career multi-homer game July 24 at Chicago-AL...hit 11 home runs in July, tying him with Arizona's Jason Kubel for the most in baseball during the month...also recorded 27 RBI in July, tying him with the Yankees' Mark Teixeira for most in the month...hit 29th home run August 6 at Cleveland, tying single season career-high...set a new single season career-high with 30th August 14 vs. Detroit, eventually ending the season with 35...recorded 100th RBI, becoming 17th different Twin to reach 100 RBI in a season, September 7 vs. Cleveland...hit 35th home run, tying Bob Allison (1963) for ninth on Twins all-time single-season home run list, September 19 at Cleveland; set a season-high with four hits and tied season-high with four RBI in that same game...sidelined with sprained left shoulder September 24, ending season and missing final eight games...became first player in Twins history to hit 30-plus doubles, 35-plus homers and drive in over 100 runs in a season...struck out 141 times, fourth most in club history for a single season...hit 21 home runs at Target Field, most ever by a Twin in one season...ranked seventh in the AL in home runs (35) and ninth in baseball, becoming first Twin to finish in top 10 in MLB since Gary Gaetti tied for eighth with 28 home runs in 1988...posted a 14.83 at-bat per home run ratio, seventh best in baseball and 10th best in Twins history...tied for third in AL in RBI (110) and tied for fifth in baseball...posted a 4.72 at-bat per RBI ratio, third best in baseball...one of five players in baseball with 30-plus doubles, 30-plus home runs and 110-plus RBI -- the others were Ryan Braun (36 2B, 41 HR, 112 RBI), AL MVP Miguel Cabrera (40 2B, 44 HR, 139 RBI), Josh Hamilton (31 2B, 43 HR, 128 RBI) and Chase Headley (31 2B, 31 HR, 115 RBI)...won 2012 Louisville Slugger Silver Slugger Award, becoming the sixth Twin to win the award and second outfielder, the other being Kirby Puckett who won it five times.

2011: Spent first season with Oakland after being acquired in trade from Washington for pitcher Henry Rodriguez and outfielder Corey Brown December 16, 2010...made fifth career Opening Day start and first for Oakland April 1, all coming in left field (also 2006-08 and 10)...hit second career Opening Day home run April 1 vs. Seattle (also March 31, 2008 vs. New York-NL); the home run came in first at-bat, making him the 10th player in Oakland history to homer in first at-bat with the A's (the last being Frank Thomas April 3, 2006)...recorded five RBI May 9 at Texas, his seventh career game with five-plus RBI...was suspended for one game and fined an undisclosed amount by Major League Baseball May 9 for his

actions at the conclusion of the top of eighth inning May 7 at Kansas City, serving the suspension May 13...had 10th two-homer game of career July 29 vs. Minnesota, his first since August 25, 2009 at Chicago-NL, driving in all five of A's runs that night, tying the Oakland record for most RBI in a game in which a player drove in all of the A's runs...hit third career pinch-hit home run August 20 vs. Toronto, his first since April 16, 2009 vs. Philadelphia...tied for third in American League in home runs in August (8) and tied for seventh in RBI (21)...led Athletics in home runs (29), RBI (98), strikeouts (150) and tied for first in walks (56)...was one of 13 players in American League with 25-plus doubles, 25-plus home runs and 90-plus RBI.

2010: Spent second season with Washington...batted .281 with 15 home runs and 46 RBI in 87 games before All-Star break, but batted .225 with one home run and 10 RBI in 27 games after the break while experiencing left knee problems...made team-leading 105 starts in left field...committed just one error in 108 games overall in outfield (.994 fielding percentage)...tied for second among National League left fielders with seven assists...had career-highs in walks (67) and on-base percentage, and matched his best in stolen bases (8-for-8)...placed on 15-day disabled list with sore left knee August 16...transferred to 60-day disabled list September 3 and had surgery on knee.

2009: Spent first season with Washington...batted .340 with 15 doubles, 11 homers and 24 RBI in 50 games May 5-July 12...missed a week in early June with an illness, then went on bereavement list for a week in mid-June...became 13th major leaguer and third National League player to hit two grand slams in same game (off Jeff Suppan and Mark DeFelice) July 27 at Milwaukee...the eight RBI set a Nationals (since 2005) single-game record and matched the franchise single-game mark...batted .423 (11-for-26) with three doubles, three homers, 11 RBI and five walks in six games, and was named NL co-Player of the Week August 2...went 4-for-4 with two homers and six RBI August 25 at Chicago-NL, and scored five runs in that game to match Nationals (since 2005) single-game club mark...according to the Elias Sports Bureau, only five other players have gone 4-for-4 or better in a single game, yet posted more runs and more RBI than hits: Sean Casey (4-for-4, six RBI and five runs, May 19, 1999 at Colorado), Ken Griffey Jr. (4-for-4, six RBI, and five runs, May 24, 1996 vs. New York-AL), George Foster (4-for-4, seven RBI, and five runs, April 25, 1977 at Atlanta), Rocky Colavito (4-for-4, six RBI and five runs, June 10, 1959 at Baltimore), and Lou Gehrig (4-for-4, five RBI and five runs, June 12, 1928 at Chicago-AL)...with 24 home runs, he joined Adam Dunn (38) and Ryan Zimmerman (33) to form Nationals second trio of 20-plus homer teammates...established Nationals record with five multi-homer games...tied for seventh in NL with 12 hit by pitches.

2008: Hit first Opening Day home run of career, playing with Florida, March 31 vs. New York-NL off Johan Santana...posted 12-game hitting streak April 12-24...was batting .341 with six home runs and 16 RBI in 25 games before missing 50 games due to a stint on the disabled list with a lower back strain April 28-June 23...hit two home runs, including a walk-off 10th-inning solo shot in a 6-5 win June 30 against Washington...homered in four straight games for first time in career September 22-26...traded to Washington along with pitcher Scott Olsen in exchange for pitcher P.J. Dean, and infielders Emilio Bonifacio and Jake Smolinski November 10.

2007: Made Marlins Opening Day roster for first time in career and spent entire season with Florida...hit Marlin's only walk-off home run of season May 10 vs. Los Angeles-NL...went 5-for-5 and had walk-off RBI-single in 10th inning July 1 vs. Atlanta...hit two grand slams, including first of career August 11 at New York-NL off Guillermo Mota...posted a hit in six straight at-bats June 30-July 1...recorded six RBI August 23 at St. Louis...tied for eighth in NL with team-leading nine outfield assists.

2006: Earned Rookie of the Year consideration along with teammates Hanley Ramirez (winner), Dan Uggla, Josh Johnson and Scott Olsen...teamed with Uggla (27) and Mike Jacobs (20) to form second trio of rookie teammates in MLB history to hit 20-or-more homers (the other trio was Gary Gaetti, Kent Hrbek and Tom Brunansky of 1982 Twins)...joined Uggla as only second pair of rookie teammates to hit 25-plus home runs (Al Rosen and Luke Easter, 1950 Indians)...spent two weeks on disabled list with sprained left hand June 7-22.

2005: Started the season with Triple-A Albuquerque (Florida)...hit .344 with six doubles, 12 home runs, 29 RBI and 20 walks in May, and was named Florida's organizational Player of the Month...named *Topps* minor league Player of the Month in May...earned PCL Player of the Week honors June 12 after hitting .550 with three doubles, three home runs and eight RBI...recalled by Florida June 24...named a PCL midseason All-Star and selected to play in XM Futures Game, but did not play in either due to major league recall...led Pacific Coast League with 19 home runs at time of promotion...placed on 15-day disabled list with stress fracture in left forearm June 30-September 2.

2004: Started season with Double-A Carolina...recalled by Florida for first time and made major league debut July 6 vs. Pittsburgh...went 2-for-2 with two walks in second major league game July 7 against Pittsburgh, singling off Brian Meadows in sixth inning for first hit...hit first career homer July 18 at Pittsburgh off Oliver Perez...named a Double-A postseason All-Star catcher by *Baseball America*.

2003: Split time between Single-A Jupiter, Double-A Carolina and GCL Marlins (rehab assignment)...was Florida State League All-Star for second consecutive season...placed on disabled list twice with right knee inflammation...participated in Arizona Fall League and hit .313 with three home runs and 11 RBI in 22 games with Peoria Saguaros.

2002: Spent season with Single-A Jupiter...was Florida State League All-Star...tied for third in FSL in slugging percentage and tied for fifth in on-base percentage (.394).

2001: Spent entire season with Single-A Kane County...named to Single-A Midwest League All-Star team...stole a team-high 24 bases in 26 attempts (92.3%)...successfully stole 23 straight bases April 30-August 22.

2000: Began professional career with Single-A Utica...posted .400 on-base percentage, including 39 walks in 65 games.

PROFESSIONAL: Florida's 17th round pick in the 2000 First-Year Player Draft; signed by scout Larry Keller.

2013

Hits: 2, 16x, last 9/20 at OAK
RBI: 4, 5/23 at DET
Hit-Streak: 6, 6/23-30

HR: 2, 2x, last 9/10 vs. OAK
Grand Slams: --
SB: 1, 4/27 vs. TEX

WILLINGHAM'S GAME HIGHS

Hits: 5, 7/1/07 vs. ATL
RBI: 8, 7/27/09 at MIL
Hit-Streak: 15, 2x, last 5/27-6/13/12

CAREER


HR: 2, 14x, last 9/10/13 vs. OAK
Grand Slams: 5, 4/11/10 at NYM
SB: 2, 2x, last 4/15/08 vs. ATL

WILLINGHAM'S PLAYING RECORD

YEAR	CLUB	AVG	G	AB	R	H	2B	3B	HR	RBI	SH	SF	HB	BB	SO	SB	CS	E	OBP
2000	Utica	.263	65	205	37	54	16	0	6	29	1	2	9	39	55	9	5	2	.400
2001	Kane County	.259	97	320	57	83	20	2	7	36	0	4	13	53	85	24	2	15	.382
2002	Jupiter	.274	107	376	72	103	21	4	17	69	0	2	13	63	88	18	5	9	.394
2003	Jupiter	.264	59	193	46	51	17	1	12	34	0	3	9	46	42	9	2	2	.422
	GCL Marlins	.429	2	7	3	3	1	0	1	3	0	0	0	1	2	0	0	0	.500
	Carolina	.299	22	67	15	20	2	1	5	14	0	0	3	13	20	0	0	0	.434
2004	FLORIDA	.200	12	25	2	5	0	0	1	1	0	0	0	4	8	0	0	1	.310
	Carolina	.281	112	338	81	95	24	0	24	76	1	7	18	91	87	6	3	5	.449
2005	Jupiter	.222	2	9	1	2	1	0	0	1	0	0	1	0	2	0	0	0	.300
	Albuquerque	.324	66	219	56	71	14	3	19	54	0	4	9	47	54	5	1	5	.455
	FLORIDA	.304	16	23	3	7	1	0	0	4	1	0	2	2	5	0	0	0	.407
2006	Carolina	.250	2	8	0	2	0	0	0	0	0	0	0	0	3	0	0	0	.250
	FLORIDA	.277	142	502	62	139	28	2	26	74	0	6	11	54	109	2	0	7	.356
2007	FLORIDA	.265	144	521	75	138	32	4	21	89	0	1	16	66	122	8	1	3	.364
2008	Carolina	.231	8	26	6	6	2	0	0	5	0	0	2	2	5	0	0	1	.333
	FLORIDA	.254	102	351	54	89	21	5	15	51	1	2	14	48	82	3	2	0	.364
2009	WASHINGTON	.260	133	427	70	111	29	0	24	61	0	2	12	61	104	4	3	7	.367
2010	WASHINGTON	.268	114	370	54	99	19	2	16	56	0	4	9	67	85	8	0	1	.389
2011	Sacramento	.200	2	5	1	1	0	0	1	2	0	0	0	2	2	0	0	0	.429
	OAKLAND	.246	136	488	69	120	26	0	29	98	0	8	11	56	150	4	1	2	.332
2012	MINNESOTA	.260	145	519	85	135	30	1	35	110	0	6	14	76	141	3	2	4	.366
2013	Rochester	.111	3	9	1	1	0	0	1	1	0	0	0	2	2	0	0	0	.273
	MINNESOTA	.208	111	389	42	81	20	0	14	48	0	2	14	66	128	1	0	1	.342
Minor League Totals		.276	547	1782	376	492	118	11	93	324	2	22	77	359	447	71	18	39	.414
National League Totals		.265	663	2219	320	588	130	13	103	336	2	15	64	302	515	25	6	19	.367
American League Totals		.241	392	1396	196	336	76	1	78	256	0	16	39	198	419	8	3	7	.347
Major League Totals		.256	1055	3615	516	924	206	14	181	592	2	31	103	500	934	33	9	26	.359

WILLINGHAM'S CAREER FIELDING RECORD

POSITION	PCT	G	PO	A	E	TC	DP	PB
Outfield	.984	884	1507	44	25	1576	8	—
Catcher	.980	15	48	1	1	50	0	4
First Base	1.000	3	5	0	0	5	0	—
Totals	.984	902	1560	45	26	1631	8	4



VANCE WORLEY

RIGHT-HANDED PITCHER

49

HEIGHT/WEIGHT: 6-2/230

BORN: 9/25/87 in Sacramento, CA

RESIDES: Sacramento, CA

ACQUIRED: Trade with Philadelphia, 12/6/12

M.L. SERVICE: 2 years, 33 days

CONTRACT STATUS: Signed thru 2013

BATS/THROWS: R/R

AGE: 26

PERSONAL: Vance Richard Worley (pronounced WOAR-lee)...2005 graduate of CK McClatchy (CA) High School where he was a three-year varsity letter-winner in baseball, three-time first team All-Metro League selection and two-time All-City pick...named second team All-State and Sacramento Bee's first team as a junior...attended Long Beach State (CA) University from 2005-08, majoring in criminal justice.

2013:

- Acquired by the Twins from Philadelphia in December along with right-handed pitcher Trevor May in exchange for outfielder Ben Revere.
- Was the Twins Opening Day starter April 1 vs. Detroit, allowing three runs on eight hits in 6.0 innings pitched and was dealt the loss.
- Won his first game as a Twin May 11 vs. Baltimore, allowed five runs on 11 hits in 5.1 innings pitched, snapped a four-game losing streak to start the season.
- Allowed eight runs May 22 at Atlanta, raising his ERA to 7.21 and was optioned to Triple-A Rochester after the start.
- Pitched a complete game shutout in his first start with the Red Wings May 27 vs. Lehigh Valley, allowing five hits and four walks, earning the win.
- Went 5-0, 3.21 ERA (33.2 IP, 12 ER) in his final five starts of the season June 17-July 7, including back-to-back complete games; the first being a 7.0-inning shutout with one run allowed June 17 at Scranton-Wilkes-Barre, the second being a 9.0-inning complete game shutout June 22 at Louisville.
- Named International League Pitcher of the Week June 24.
- Had an MRI on his right shoulder at the end of August, did not reveal problems but was shut down for the rest of the season.

2012: Made Phillies Opening Day roster for the first time in career...posted a 13.0 inning scoreless streak April 14-24...recorded a career-high 11 strikeouts April 19 at San Diego...went 2-1, 1.97 (32.0 IP, 7 ER) in five April starts...placed on the 15-day disabled list with right elbow inflammation (bone chips) May 16-June 3...did not strike out a batter for the first time in career August 1 at Washington (7.0 IP); had recorded at least one strikeout in each of first 48 career appearances (41 starts)...placed on the disabled list with loose bodies in right elbow August 29 through the end of season; had surgery to remove loose body and bone spur September 7...pitched 6.0-plus innings in 16 of 23 starts.

2011: Began season with Triple-A Lehigh Valley (Phillies)...recalled by Philadelphia four times during the season...won an NL-best nine straight decisions June 29-September 6 (12 GS, 9-0, 2.87 ERA during the stretch), was the longest streak ever by a Phillies rookie pitcher and tied for the fourth longest in franchise history...recorded first major league hit singling off Mike Pelfrey April 29 vs. New York-NL...tossed first career complete game July 26 vs. San Francisco...won five straight starts June 29-July 26, tying the longest streak by any major league rookie pitcher in 2011; was also the first Phillies rookie since Charles Hudson July 20-August 8, 1983...led all rookie pitchers in hits (10) and RBI (5)...finished third in National League Rookie of the Year balloting with 40 total points (8 second-place votes and 16 third-place votes) behind Atlanta's Craig Kimbrel and Freddie Freeman...led NL rookies in ERA (3.01), second in wins (11), third in batting average against (.237), fourth in starts (21) and strikeouts (119), and fifth in innings (131.2)...the Phillies went 16-5 (.762) in 21 starts -- the best team winning percentage for any starter in the majors (min. 20 starts).

2010: Began season with Double-A Reading...named Phillies minor league Pitcher of the Month for July, going 3-0, 0.93, (29.0 IP, 3 ER) in four starts...named Phillies minor league Pitcher of the Week July 12-18...named to Eastern League All-Star team...had contract selected by Philadelphia July 21...made major league debut with 1.0 scoreless inning of relief July 24 vs. Colorado; optioned to Lehigh Valley following the game...posted a 29.0-inning scoreless streak between Reading and Lehigh Valley July 9-August 1...made first major league start in Game 1 of a doubleheader September 6 vs. Florida, allowing two run in 5.0 innings and was dealt the loss...earned first major league win with 1.0 scoreless inning of relief September 19 vs. Washington.

2009: Spent season with Double-A Reading...twice named Phillies minor league Pitcher of the Week -- May 4-10 and July 14-20...selected to Eastern League midseason All-Star team...finished fourth in the Eastern League in innings pitched (153.1).

2008: Began professional career at Single-A Williamsport...promoted to Single-A Lakewood July 5...struck out nine batters in final start of the season August 30 at Delmarva.

AMATEUR CAREER: Pitched at Long Beach State from 2006-08, going 12-13, 3.99 (230.0 IP, 102 ER) with 52 walks and 145 strikeouts in 47 career games (32 starts)...went 7-4, 4.27 (103.1 IP, 49 ER) with 12 walks, 70 strikeouts and three complete games in 15 starts as a junior in 2008...played in the Cape Cod League in 2005 and was ranked 27th best prospect in the league by *Baseball America*...ranked in Top-50 freshman by *Baseball America* in 2006.

PROFESSIONAL: Philadelphia's third round pick in the 2008 First-Year Player Draft; signed by scout Tim Kissner...originally selected by Philadelphia in the 20th round of the 2005 First-Year Player Draft.

2013

IP: 7.0, 4/20 at CWS

SO: 7, 4/20 at CWS

Win-Streak: 1, 5/11 vs. BAL

Walks: 3, 5/17 vs. BOS

CG: - -

Low-Hit: - -

WORLEY'S GAME HIGHS

IP: 9.0, 7/26/11 vs. SF

SO: 11, 4/19/12 at SD

Win-Streak: 9, 6/29-9/6/11

CAREER

Walks: 4, 6x, last 7/8/12 vs. ATL

CG: 1, 7/26/11 vs. SF

Low-Hit: 3, 7/26/11 vs. SF

WORLEY'S PITCHING RECORD

YEAR	CLUB	W-L	ERA	G	GS	CG	SH	SV	IP	H	R	ER	HR	HB	BB	SO	WP	BK	BAA
2008	Williamsport	0-0	1.13	2	2	0	0	0	8.0	3	1	1	0	0	1	8	0	0	.120
	Lakewood	3-2	2.66	11	11	0	0	0	61.0	58	25	18	4	3	7	53	3	0	.247
2009	Reading	7-12	5.34	27	27	0	0	0	153.1	163	102	91	17	5	49	100	2	1	.275
2010	Reading	9-4	3.20	19	19	1	1	0	112.2	114	48	40	9	3	36	83	1	0	.264
	Lehigh Valley	1-3	3.77	8	8	0	0	0	45.1	46	19	19	3	1	10	36	1	0	.264
	PHILADELPHIA	1-1	1.38	5	2	0	0	0	13.0	8	2	2	1	0	4	12	1	0	.178
2011	Lehigh Valley	5-2	2.31	9	9	1	0	0	50.2	41	13	13	5	2	12	50	1	0	.219
	PHILADELPHIA	11-3	3.01	25	21	1	0	0	131.2	116	47	44	10	3	46	119	2	1	.237
2012	PHILADELPHIA	6-9	4.20	23	23	0	0	0	133.0	154	69	62	12	6	47	107	1	0	.296
2013	MINNESOTA	1-5	7.21	10	10	0	0	0	48.2	82	43	39	9	3	15	25	1	0	.381
	Rochester	6-3	3.88	9	9	3	1	0	58.0	65	31	25	3	1	17	34	1	0	.281
Minor League Totals		31-26	3.81	85	85	5	2	0	489.0	490	239	207	41	15	132	364	9	1	.261
American League Totals		1-5	7.21	10	10	0	0	0	48.2	82	43	39	9	3	15	25	1	0	.381
National League Totals		18-13	3.50	53	46	1	0	0	277.2	278	118	108	23	9	97	238	4	1	.263
Major League Totals		19-18	4.05	63	56	1	0	0	326.1	360	161	147	32	12	112	263	5	1	.283

WORLEY'S CAREER FIELDING RECORD

POSITION	PCT	G	PO	A	E	TC	DP	PB
Pitcher	.971	63	14	53	2	69	5	—

WORLEY'S BATTING RECORD

BATTING	AVG	AB	R	H	2B	3B	HR	RBI	SH	SF	HB	BB	SO	SB	CS	OBP
Career	.151	86	4	13	2	0	0	7	9	0	0	1	30	0	0	.161

WORLEY'S DIVISION SERIES PITCHING RECORD

YEAR	OPPONENT	W-L	ERA	G	GS	CG	SH	SV	IP	H	R	ER	HR	HB	BB	SO	WP	BK	BAA
2011	St. Louis	0-0	6.75	2	0	0	0	0	1.1	3	1	1	0	0	1	0	0	0	.429

WORLEY'S DAY-BY-DAY

Date	Opp.	Dec.	IP	H	R	ER	HR	BB	SO	IR/IRS
April 1	DET	L(0-1)	6.0	8	3	3	0	1	3	--
April 6	@BAL	ND	5.0	10	5	4	0	1	2	--
April 12	NYM	L(0-2)	1.0	7	9	7	0	2	1	--
April 20	@CWS	ND	7.0	5	1	1	1	2	7	--
April 25	TEX	L(0-3)	5.0	6	2	2	0	2	3	--
April 30	@DET	L(0-4)	4.2	10	6	6	3	1	1	--
APRIL TOTALS			0-4	28.2	46	26	23	4	9	7.22 ERA
May 6	@BOS	ND	5.0	9	3	3	1	0	3	--
May 11	BAL	W(1-4)	5.1	11	5	5	1	1	1	--
May 17	BOS	ND	6.0	6	1	0	0	3	1	--
May 22	@ATL	L(1-5)	3.2	10	8	8	3	2	3	--
MAY TOTALS			1-1	20.0	36	17	16	5	8	7.20 ERA
PRE-ASG TOTALS			1-5	48.2	82	43	39	9	15	7.21 ERA
SEASON TOTALS			1-5	48.2	82	43	39	9	15	7.21 ERA

TWINS FINAL 2013 ROSTER

	FIRST-YEAR PLAYER DRAFT (12)	VIA TRADE (5)	SIGNED AS FREE AGENT (19)	RULE-5 DRAFT (2)	CLAIMED OFF WAIVERS (4)
2001:	Joe Mauer (1st round)				
2004:	Glen Perkins (1st round) Trevor Plouffe (1st round) Anthony Swarzak (2nd round)				
2005:	Brian Duensing (3rd round)				
2006:	Chris Parmelee (1st round)		Cole De Vries Josmil Pinto		
2007:			Oswaldo Arcia Liam Hendriks Danny Santana		
2008:	B.J. Hermesen (6th round) Aaron Hicks (1st round) Michael Tonkin (30th round)				
2009:	Brian Dozier (8th round) Kyle Gibson (1st round) Chris Herrmann (6th round)				
2010:				Scott Diamond (ATL)	
2011:			Andrew Albers Jared Burton Samuel Deduno Ryan Doumit Wilkin Ramirez Caleb Thielbar Josh Willingham		Pedro Florimon (BAL)
2012:		Pedro Hernandez (CWS) Eduardo Escobar (CWS) Trevor May (PHI) Vance Worley (PHI)	Doug Bernier Chris Colabello Kevin Correia Casey Fien Eric Fryer Shairon Martis Mike Pelfrey	Ryan Pressly (BOS)	Josh Roenicke (COL) Darin Mastroianni (TOR) Clete Thomas (DET)
2013:		Alex Presley (PIT)			

*LIST INCLUDES 40-MAN ROSTER AND DISABLED PLAYERS (AS OF OCTOBER 1)

PLAYERS

WHO DID NOT FINISH WITH TWINS

2 0 1 3 M I N N E S O T A T W I N S S E A S O N S U M M A R Y





DREW BUTERA

CATCHER

41

HEIGHT/WEIGHT: 6-1/201
BORN: 8/9/83 in Evansville, IN
RESIDES: Lake Mary, FL

BATS/THROWS: R/R
AGE: 30

ORIGINALLY ACQUIRED: Trade with New York-NL, 7/30/07
M.L. SERVICE: 3 years, 18 days

PERSONAL: Andrew Edward Butera (pronounced byoo-TAIR-uh)...2002 graduate of Bishop Moore (FL) High School where he played baseball and golf...attended University of Central Florida...was a semifinalist for the Johnny Bench Award in 2005, given to the nation's top collegiate catcher, but was beaten out by USC's Jeff Clement...batted .325 (67-for-206) with 13 doubles, five home runs, and 41 RBI in 60 games in senior season in 2005...father Sal, who is now a major league scout for Toronto, played in major leagues from 1980-88, including with the Twins from 1980-82 and 1987.

2013:

- Played for Team Italy in the World Baseball Classic, batting .188 (3-for-16) with one home run and four RBI in four games.
- Played 27 games for Triple-A Rochester, batting .218 (19-for-87) with two doubles, two home runs and 10 RBI.
- Recalled by Minnesota July 24 when Joe Mauer was placed on the Paternity List...optioned back July 28.
- Traded to Los Angeles-NL in exchange for Player to be Named Later (right-handed pitcher Miguel Sulbaran) July 31.

BUTERA'S PLAYING RECORD

YEAR	CLUB	AVG	G	AB	R	H	2B	3B	HR	RBI	SH	SF	HB	BB	SO	SB	CS	E	OBP
2005	Brooklyn	.217	55	175	13	38	9	1	1	23	1	4	2	22	33	1	0	12	.305
2006	Hagerstown	.186	95	295	24	55	13	0	5	38	5	6	7	42	72	1	0	9	.297
2007	St. Lucie	.258	52	182	22	47	14	0	5	22	0	2	2	24	28	0	1	4	.348
	Binghamton	.188	30	117	7	22	2	0	1	4	1	0	1	2	22	0	0	5	.208
	New Britain	.260	17	50	3	13	3	1	0	3	1	0	0	5	5	0	0	2	.327
2008	New Britain	.219	96	302	39	66	18	1	7	39	4	4	6	35	55	0	1	6	.308
2009	Rochester	.211	99	298	23	63	16	1	2	25	8	3	2	22	49	0	1	7	.268
2010	MINNESOTA	.197	49	142	12	28	6	1	2	13	3	2	4	4	25	0	0	5	.237
2011	MINNESOTA	.167	93	234	19	39	9	1	2	23	6	1	2	11	42	0	0	5	.210
2012	Rochester	.279	15	43	6	12	3	0	1	5	1	1	0	3	9	0	0	1	.319
	MINNESOTA	.198	42	111	7	22	6	0	1	5	0	0	2	9	26	0	0	1	.270
2013	Rochester	.218	27	87	8	19	2	0	2	10	1	2	2	2	15	0	0	2	.247
	Albuquerque	.135	16	52	3	7	3	1	0	3	1	0	0	4	14	0	0	0	.196
	MINNESOTA	.000	2	3	0	0	0	0	0	0	0	0	0	0	1	0	0	0	.000
	LOS ANGELES-NL	.143	4	7	0	1	0	0	0	0	0	0	0	0	4	0	0	0	.143
Minor League Totals		.214	502	1601	148	342	83	5	24	172	23	22	22	161	302	2	3	48	.291
American League Totals		.182	186	490	38	89	21	2	5	41	9	3	8	24	94	0	0	11	.230
National League Totals		.143	4	7	0	1	0	0	0	0	0	0	0	0	4	0	0	0	.143
Major League Totals		.181	190	497	38	90	21	2	5	41	9	3	8	24	98	0	0	11	.229



JAMEY CARROLL

INFIELDER

8

HEIGHT/WEIGHT: 5-11/175
BORN: 2/18/74 in Evansville, IN
RESIDES: Rockledge, FL

BATS/THROWS: R/R
AGE: 39

ORIGINALLY ACQUIRED: Signed as free agent, 11/16/11
M.L. SERVICE: 11 years, 20 days

PERSONAL: Jamey Blake Carroll...wife Kim...son Cole Patrick (2/27/08) and daughter Mackenzie Joyce (2/27/08), who are twins...1992 graduate of Castle High School in Newburgh, IN...attended University of Evansville (IN), where he earned bachelor's degree in exercise science...younger brother Wes is head baseball coach at the University of Evansville...taught at The Players Trust's City Clinic at the MLB Urban Youth Academy in Compton, CA August 19, 2010...was featured in an episode of ESPN's Sports Science in 2010...in conjunction with Jamey's T.W.O. Foundation, he spent much of 2005-06 off-season spearheading relief efforts in his hometown of Newburgh, which was devastated by a tornado November 6, 2005...his jersey number 3 was retired by the Ottawa Lynx of Triple-A International League August 14, 2003...he is also a member of Evansville, IN Hall of Fame.

2013:

- Spent his second season with the Twins.
- Recorded two three-hit games: May 15 vs. Chicago-AL and May 23 at Detroit.
- Drew his 400th career walk May 27 at Milwaukee.
- Scored his 550th career run July 6 at Toronto.
- Pitched 1.0 scoreless inning of relief, retiring all three batters faced and throwing just nine pitches August 5 at Kansas City...became seventh different position player to pitch for Twins (10th time), first since Drew Butera did so May 20, 2012 at Milwaukee...it also marked Carroll's seventh different position in the field for his career.
- Traded to Kansas City August 11, for a Player to be Named Later or cash.

CARROLL'S PLAYING RECORD

YEAR	CLUB	AVG	G	AB	R	H	2B	3B	HR	RBI	SH	SF	HB	BB	SO	SB	CS	E	OBP
1996	Vermont	.276	54	203	40	56	6	1	0	17	3	2	0	29	25	16	11	9	.363
1997	West Palm Beach	.243	121	407	56	99	19	1	0	38	8	4	4	43	48	17	11	22	.319
1998	Jupiter	.261	55	222	40	58	5	0	0	14	2	1	5	24	26	11	4	6	.345
	Harrisburg	.253	75	261	43	66	11	3	0	20	5	0	5	41	29	11	5	17	.365
1999	Harrisburg	.292	141	561	78	164	34	5	5	63	5	4	5	48	58	21	10	14	.351
2000	Ottawa	.278	91	349	53	97	17	2	2	23	6	2	2	33	32	6	3	13	.342
	Harrisburg	.290	45	169	23	49	5	3	0	18	1	1	0	12	13	8	2	6	.335
2001	Ottawa	.240	83	267	26	64	8	2	0	16	2	1	2	18	41	5	5	9	.292
2002	MONTREAL	.310	16	71	16	22	5	3	1	6	4	0	0	4	12	1	0	4	.347
	Ottawa	.280	117	421	57	118	19	2	8	49	7	1	3	37	39	6	10	7	.342
	Harrisburg	.444	3	9	1	4	0	0	0	0	1	0	0	3	0	0	0	0	.583
2003	MONTREAL	.260	105	227	31	59	10	1	1	10	9	2	3	19	39	5	2	5	.323
2004	MONTREAL	.289	102	218	36	63	14	2	0	16	2	3	1	32	21	5	1	3	.378
2005	WASHINGTON	.251	113	303	44	76	8	1	0	22	13	3	5	34	55	3	4	5	.333
2006	COLORADO	.300	136	463	84	139	23	5	5	36	9	3	3	56	66	10	12	5	.377
2007	COLORADO	.225	108	227	45	51	9	1	2	22	6	3	4	28	34	6	2	4	.317
2008	CLEVELAND	.277	113	347	60	96	13	4	1	36	10	2	9	34	65	7	3	9	.355
2009	CLEVELAND	.276	93	315	53	87	10	2	2	26	3	1	3	36	63	4	2	4	.355
	Columbus	.273	3	11	2	3	1	0	0	0	0	0	0	3	0	0	0	0	.273
2010	LOS ANGELES-NL	.291	133	351	48	102	15	1	0	23	5	5	2	51	64	12	4	6	.379
2011	LOS ANGELES-NL	.290	146	452	52	131	14	6	0	17	8	1	2	47	58	10	0	9	.356
2012	MINNESOTA	.268	138	470	65	126	18	1	1	40	7	4	4	52	65	9	5	12	.343
2013	MINNESOTA	.230	59	191	21	44	6	0	0	9	1	0	1	13	35	2	0	2	.283
	KANSAS CITY	.111	14	36	5	4	3	0	0	1	2	2	1	4	4	0	1	0	.190
Minor League Totals		.270	788	2880	419	778	125	19	15	259	39	16	26	288	314	101	61	103	.340
National League Totals		.278	859	2312	356	643	98	20	9	152	56	20	20	271	349	52	25	41	.356
American League Totals		.263	417	1359	204	357	50	7	4	113	22	9	17	139	232	22	11	27	.337
Major League Totals		.272	1276	3671	560	1000	148	27	13	265	78	29	37	410	581	74	36	68	.349



JUSTIN MORNEAU

FIRST BASEMAN

33

HEIGHT/WEIGHT: 6-4/222

BORN: 5/15/81 in New Westminster, BC

RESIDES: St. Paul, MN

BATS/THROWS: L/R

OPENING DAY AGE: 32

ORIGINALLY ACQUIRED: 3rd round, 1999 First-Year Player Draft

M.L. SERVICE: 9 years, 168 days

CONTRACT STATUS: Signed thru 2013

PERSONAL: Justin Ernest George Morneau (pronounced MORE-no)...wife Krista (Martin)...daughter Evelyn (9/23/10), son Martin (7/21/12)...1999 graduate of New Westminster (BC) Secondary School where he played baseball, basketball and hockey...member of National Championship baseball team in 1997 and 1998...named top catcher and hitter at National Championships in 1998...New Westminster High School Athlete of the Year in 1999...played on Canadian World Junior team in 1999...played on Canadian National team in 2001 World Baseball Championship...played for Team Canada in 2006 and 2009 World Baseball Classic...started a program in 2007 where he donates \$100 per RBI to help renovate youth baseball fields across the Upper Midwest...won 2008 State Farm Home Run Derby at the All-Star game in New York-AL, hitting a total of 22 home runs in the event and defeating Texas' Josh Hamilton 5-3 in the final round.

2013:

- Started ninth career Opening Day April 3 vs. Detroit, his first at first base since 2012.
- Recorded 259th career double April 7 at Baltimore, tying him with Torii Hunter for fifth on the Twins all-time list...passed Hunter with his 260th April 12 vs. New York-NL, moving into sole possession of fifth place.
- Recorded his 800th career RBI with a sacrifice fly May 3 at Cleveland.
- Hit safely in 11 straight games May 5-15, batting .422 (19-for-45) with 14 RBI during that span.
- Ranked tied for fourth in the AL in May with 23 RBI.
- Recorded his 1,218th and 1,219th career hits May 7 at Boston, tying and passing Torii Hunter and moving into sole possession of eighth place on the Twins all-time list.
- Hit .315 (35-for-111) with eight doubles, 23 RBI and 15 runs scored in 28 May games...the 23 RBI were tied for sixth best in baseball for the month.
- Hit his 207th career home run June 19 vs. Chicago-AL, tying him with Kirby Puckett for fifth on Twins all-time list...passed Puckett with his 208th June 30 vs. Kansas City, moving into sole possession of fifth place.
- 19th career multi-homer game July 4 vs. New York-AL...20th multi-homer games and a season-high five RBI August 9 at Chicago-AL.
- Hit nine home runs with 21 RBI in 29 August games; nine home runs tied him for third most in baseball while 21 RBI tied him for sixth.
- Hit 220th career home run August 28 vs. Kansas City tying Tony Oliva for third on Twins all-time list...hit homer 221st August 30 at Texas, passing Oliva and moving into sole possession of third place.
- Traded to Pittsburgh August 31, in exchange for outfielder Alex Presley and a Player to be Named Later (right-handed pitcher Duke Welker).

MORNEAU'S PLAYING RECORD																			
YEAR	CLUB	AVG	G	AB	R	H	2B	3B	HR	RBI	SH	SF	HB	BB	SO	SB	CS	E	OBP
1999	GCL Twins	.302	17	53	3	16	5	0	0	9	1	1	1	2	6	0	1	0	.333
2000	GCL Twins	.402	52	194	47	78	21	0	10	58	0	2	0	30	18	3	1	3	.478
	Elizabethhton	.217	6	23	4	5	0	0	1	3	0	0	0	1	6	0	0	0	.250
2001	Quad Cities	.356	64	236	50	84	17	2	12	53	0	4	3	26	38	0	0	8	.420
	Ft. Myers	.294	53	197	25	58	10	3	4	40	0	5	8	24	41	0	0	3	.385
	New Britain	.158	10	38	3	6	1	0	0	4	0	1	0	3	8	0	0	0	.214
2002	New Britain	.298	126	494	72	147	31	4	16	80	0	6	6	42	88	7	0	13	.356
2003	New Britain	.329	20	79	14	26	3	1	6	13	0	0	0	7	14	0	0	0	.384
	Rochester	.268	71	265	39	71	11	1	16	42	0	2	4	28	56	0	2	4	.344
	MINNESOTA	.226	40	106	14	24	4	0	4	16	0	0	0	9	30	0	0	1	.287
2004	Rochester	.306	72	288	51	88	23	0	22	63	0	3	3	32	47	1	1	4	.377
	MINNESOTA	.271	74	280	39	76	17	0	19	58	0	2	2	28	54	0	0	3	.340
2005	MINNESOTA	.239	141	490	62	117	23	4	22	79	0	5	4	44	94	0	2	8	.304
2006	MINNESOTA	.321	157	592	97	190	37	1	34	130	0	11	5	53	93	3	3	8	.375
2007	MINNESOTA	.271	157	590	84	160	31	3	31	111	0	9	5	64	91	1	1	5	.343
2008	MINNESOTA	.300	163	623	97	187	47	4	23	129	0	10	3	76	85	0	1	4	.374
2009	MINNESOTA	.274	135	508	85	139	31	1	30	100	0	7	3	72	86	0	0	3	.363
2010	MINNESOTA	.345	81	296	53	102	25	1	18	56	0	2	0	50	62	0	0	1	.437
2011	Rochester	.367	7	30	8	11	4	0	1	8	0	0	0	1	2	0	0	2	.387
	MINNESOTA	.227	69	264	19	60	16	0	4	30	0	2	3	19	44	0	0	1	.285
2012	MINNESOTA	.267	134	505	63	135	26	2	19	77	0	10	6	49	102	1	0	6	.333
2013	MINNESOTA	.259	127	495	56	128	32	0	17	74	0	5	6	37	98	0	0	3	.315
	PITTSBURGH	.260	25	77	6	20	4	0	0	3	0	1	1	13	12	0	0	1	.370
Minor League Totals		.311	498	1897	316	590	126	11	88	373	1	24	25	196	324	11	5	37	.379
American League Totals		.278	1278	4749	669	1318	289	16	221	860	0	63	37	507	847	5	7	43	.347
National League Totals		.260	25	77	6	20	4	0	0	3	0	1	1	13	12	0	0	1	.370
Major League Totals		.277	1303	4826	675	1338	293	16	221	863	0	64	38	514	851	5	7	4	.347



TYLER ROBERTSON

64

LEFT-HANDED PITCHER

HEIGHT/WEIGHT: 6-5/257

BORN: 12/23/87 in Simi Valley, CA

RESIDES: Citrus Heights, CA

ORIGINALLY ACQUIRED: 3rd round, 2006 First-Year Player Draft

M.L. SERVICE: 108 days

BATS/THROWS: L/L

AGE: 25

PERSONAL: Tyler Patrick Robertson...2006 graduate of Bella Vista (CA) High School...named All-League and All-Metro his senior year.

2013:

- Made the Twins Opening Day roster for first time in his career.
- Appeared in two games and was optioned to Triple-A Rochester April 6.
- Went 2-0, 3.05 ERA (20.2 IP, 7 ER) with one save, 16 walks and 20 strikeouts in 21 games for the Red Wings.
- Designated for release or assignment June 3 as the Twins selected the contract of outfielder Clete Thomas; claimed off waivers by Washington June 7.

ROBERTSON'S PITCHING RECORD

YEAR	CLUB	W-L	ERA	G	GS	CG	SH	SV	IP	H	R	ER	HR	HB	BB	SO	WP	BK	BAA
2006	GCL Twins	4-2	4.25	11	10	0	0	0	48.2	54	23	23	2	4	15	54	6	1	.280
2007	Beloit	9-5	2.29	18	16	2	0	1	102.1	87	33	26	3	2	33	123	11	1	.226
2008	Ft. Myers	5-3	2.72	15	15	1	0	0	82.2	78	36	25	3	2	31	73	6	0	.247
2009	Ft. Myers	8-8	3.33	26	26	0	0	0	143.1	139	64	53	7	7	51	103	7	0	.259
2010	New Britain	4-13	5.41	27	27	0	0	0	144.2	181	100	87	17	7	57	91	12	1	.308
	Rochester	0-1	5.40	1	1	0	0	0	5.0	6	3	3	0	1	2	6	0	0	.273
2011	New Britain	10-3	3.61	55	0	0	0	16	89.2	87	42	36	6	3	29	88	13	1	.252
2012	Rochester	2-2	3.77	33	0	0	0	2	28.2	26	18	12	2	0	13	33	1	0	.230
	MINNESOTA	2-2	5.40	40	0	0	0	0	25.0	21	16	15	4	1	14	26	1	0	.223
2013	MINNESOTA	0-0	9.00	1	0	0	0	0	1.0	1	1	1	1	0	0	2	0	0	.250
	Rochester	2-0	3.05	21	0	0	0	1	20.2	22	7	7	0	0	16	20	1	0	.289
	Syracuse	2-2	3.04	26	1	0	0	1	26.2	33	12	9	2	0	8	24	2	0	.303
Minor League Totals		46-39	3.65	233	96	3	0	21	692.1	713	338	281	42	9	255	615	59	4	.266
Major League Totals		2-2	5.54	42	0	0	0	0	26.0	22	17	16	5	1	14	28	1	0	.224



TIM WOOD

RIGHT-HANDED PITCHER

43

HEIGHT/WEIGHT: 6-0/180
BORN: 11/16/82 in Casper, WY
RESIDES: Jupiter, FL

BATS/THROWS: R/R
AGE: 30

ORIGINALLY ACQUIRED: Signed as minor league free agent, 11/10/12
M.L. SERVICE: 1 year, 143 days

PERSONAL: Timothy Dayle Wood...2001 graduate of Sabino High School in Tucson, AZ where he played baseball and football...played collegiate baseball at Pima Community College in Tucson.

2013:

- Missed the entire season with a right rotator cuff strain...was transferred to the 60-day on May 24.
- Began rehab assignment April 16-May 6 with Single-A Ft. Myers and Triple-A Rochester.
- Had surgery on right shoulder to relieve his biceps tendinitis.
- Was released by the Twins, August 28.

WOOD'S PITCHING RECORD

YEAR	CLUB	W-L	ERA	G	GS	CG	SH	SV	IP	H	R	ER	HR	HB	BB	SO	WP	BK	BAA
2003	Jamestown	0-2	5.35	16	4	0	0	2	38.2	44	33	23	2	1	28	32	6	0	.289
2004	Greensboro	2-3	4.22	24	8	0	0	1	70.1	73	47	33	12	1	22	70	6	0	.263
2005	Greensboro	1-2	9.28	5	5	0	0	0	21.1	29	23	22	2	0	15	10	5	0	.312
2006	Jupiter	2-7	5.83	16	16	0	0	0	63.1	65	43	41	4	5	25	52	4	0	.273
2007	Jupiter	0-2	3.81	17	0	0	0	0	26.0	24	14	11	1	0	8	26	0	0	.245
2008	Jupiter	5-2	1.80	27	1	0	0	1	40.0	25	10	8	1	4	15	22	2	0	.182
	Carolina	2-1	5.75	12	0	0	0	0	20.1	20	14	13	2	2	6	15	1	0	.250
2009	New Orleans	1-2	3.18	31	0	0	0	0	39.2	42	16	14	1	0	17	37	3	0	.269
	FLORIDA	1-0	2.82	18	0	0	0	0	22.1	22	8	7	2	1	10	16	2	0	.272
2010	New Orleans	0-1	6.43	14	0	0	0	0	14.0	19	12	10	4	0	4	12	4	0	.311
	FLORIDA	0-1	5.53	26	0	0	0	1	27.2	33	19	17	2	0	15	10	0	0	.306
2011	Indianapolis	2-0	2.84	40	0	0	0	23	44.1	32	16	14	1	0	12	32	7	0	.196
	PITTSBURGH	0-3	5.63	13	0	0	0	0	8.0	8	5	5	1	0	8	2	1	0	.286
	Round Rock	0-0	9.64	4	0	0	0	1	4.2	9	5	5	1	0	3	2	2	0	.450
2012	Indianapolis	6-6	2.19	54	0	0	0	21	70.0	55	22	17	3	1	23	67	6	0	.213
2013	Ft. Myers	1-0	20.25	2	0	0	0	0	1.1	5	3	3	0	0	1	0	0	0	.625
	Rochester	1-1	6.75	7	0	0	0	1	8.0	9	6	6	1	0	5	9	0	1	.273
	MINNESOTA	INJURED - DID NOT PLAY																	
Minor League Totals		23-28	4.29	269	34	0	0	50	462.0	451	263	220	35	14	184	386	46	1	.254
Major League Totals		1-4	4.50	57	0	0	0	1	58.0	63	32	29	5	1	33	28	3	0	.290

LAST TRADE WITH...

AMERICAN LEAGUE

TRADES	TEAM	LAST TRADE	OBTAINED	TRADED
6	Baltimore	12/9/10	Jim Hoey, Brett Jacobson	J.J. Hardy, Brendan Harris, cash
12	Boston	8/5/12	Jeremias Pineda	Danny Valencia
7	Chicago	7/28/12	Eduardo Escobar, Pedro Hernandez	Francisco Liriano
15	Cleveland	8/25/11	Cash	Jim Thome
10	Detroit	8/15/11	Cole Nelson, Lester Oliveros	Delmon Young
4	Houston	8/3/99	Josh Dimmick	George Williams
3	Kansas City	8/11/13	PTBNL or cash	Jamey Carroll
10	Los Angeles	8/27/10	Brian Fuentes	PTBNL (Loek Van Mil)
10	New York	8/31/03	Jesse Orosco	Juan Padilla
5	Oakland	7/31/09	Orlando Cabrera	Tyler Ladendorf
6	Seattle	7/11/05	Bret Boone, Cash	PTBNL or Cash
1	Tampa Bay	11/28/07	Delmon Young, Brendan Harris, Jason Pridie	Matt Garza, Jason Bartlett, Eduardo Morlan
5	Texas	8/25/08	Eddie Guardado	Mark Hamburger
4	Toronto	7/16/03	Shannon Stewart	Bobby Kielty
3	Washington	3/21/70	Brant Aleya	Joe Grzenda, Charley Walters

NATIONAL LEAGUE

TRADES	TEAM	LAST TRADE	OBTAINED	TRADED
2	Arizona	8/28/09	Jon Rauch	PTBNL (Kevin Mulvey) and Cash
2	Atlanta	9/5/97	Steve Hacker	Greg Myers
10	Chicago	11/21/07	Craig Monroe	PTBNL (Doug Deeds)
9	Cincinnati	7/31/06	Zach Ward	Kyle Lohse
6	Colorado	12/6/11	PTBNL (Daniel Turpen)	Kevin Slowey
2	Florida	12/2/05	Luis Castillo	Travis Bowyer, Scott Tyler
9	Los Angeles	7/31/13	PTBNL (Miguel Sulbaran)	Drew Butera
8	Milwaukee	11/6/09	J.J. Hardy	Carlos Gomez
9	New York	2/2/08	Carlos Gomez, Phil Humber, Kevin Mulvey, Deolis Guerra	Johan Santana
9	Philadelphia	12/6/12	Vance Worley, Trevor May	Ben Revere
4	Pittsburgh	8/31/13	Alex Presley and PTBNL (Duke Welker)	Justin Morneau
5	St. Louis	4/22/88	Tom Herr	Tom Brunansky
5	San Diego	9/9/03	Alex Garcia	Todd Sears
6	San Francisco	12/15/03	J.T. Thomas	Dustan Mohr
9	Wash./ Mntl.	11/29/12	Alex Meyer	Denard Span

STATISTICS

2 0 1 3 M I N N E S O T A T W I N S S E A S O N S U M M A R Y



2013 FINAL STANDINGS

AMERICAN LEAGUE

EAST DIVISION	WON	LOST	PCT.	GB	HOME	ROAD
x-Boston Red Sox	97	65	.599	-	53-28	44-37
y-Tampa Bay Rays	91	71	.562	6	51-30	40-41
Baltimore Orioles	85	77	.525	12	46-35	39-42
New York Yankees	85	77	.525	12	46-35	39-42
Toronto Blue Jays	74	88	.457	23	40-41	34-47

CENTRAL DIVISION	WON	LOST	PCT.	GB	HOME	ROAD
x-Detroit Tigers	93	69	.574	-	51-30	42-39
y-Cleveland Indians	92	70	.568	1	51-30	41-40
Kansas City Royals	86	76	.531	7	44-37	42-39
Minnesota Twins	66	96	.407	27	32-49	34-47
Chicago White Sox	63	99	.389	30	37-44	26-55

WEST DIVISION	WON	LOST	PCT.	GB	HOME	ROAD
x-Oakland Athletics	96	66	.593	-	52-29	44-37
Texas Rangers	91	71	.562	5	46-35	45-36
Los Angeles Angels	78	84	.481	18	39-42	39-42
Seattle Mariners	71	91	.438	25	36-45	35-46
Houston Astros	51	111	.315	45	24-57	27-54

NATIONAL LEAGUE

EAST DIVISION	WON	LOST	PCT.	GB	HOME	ROAD
x-Atlanta Braves	96	66	.593	-	56-25	40-41
Washington Nationals	86	76	.531	10	47-34	39-42
New York Mets	74	88	.457	22	33-48	41-40
Philadelphia Phillies	73	89	.451	23	43-38	30-51
Miami Marlins	62	100	.383	34	36-45	26-55

CENTRAL DIVISION	WON	LOST	PCT.	GB	HOME	ROAD
x-St. Louis Cardinals	97	65	.599	-	54-27	43-38
y-Pittsburgh Pirates	94	68	.580	3	50-31	44-37
y-Cincinnati Reds	90	72	.556	7	49-31	41-41
Milwaukee Brewers	74	88	.457	23	37-44	37-44
Chicago Cubs	66	96	.407	31	31-50	35-46

WEST DIVISION	WON	LOST	PCT.	GB	HOME	ROAD
x-Los Angeles Dodgers	92	70	.568	-	47-34	45-36
Arizona Diamondbacks	81	81	.500	11	45-36	36-45
San Diego Padres	76	86	.469	16	45-36	31-50
San Francisco Giants	76	86	.469	16	42-40	34-46
Colorado Rockies	74	88	.457	18	45-36	29-52

x-Division Champion

y-Wild Card

TWINS FINAL CLUB STATISTICS — 2013

	HOME		ROAD		TOTALS	
	W	L	W	L	W	L
VS. BALTIMORE	1	2	2	1	3	3
VS. BOSTON	0	3	3	1	3	4
VS. NEW YORK	0	4	2	1	2	5
VS. TAMPA BAY	1	2	0	4	1	6
VS. TORONTO	0	3	1	2	1	5
TOTALS VS. EAST	2	14	8	9	10	23
VS. CHICAGO	5	5	6	3	11	8
VS. CLEVELAND	3	7	3	6	6	13
VS. DETROIT	4	5	4	6	8	11
VS. KANSAS CITY	2	8	2	7	4	15
TOTALS VS. CENTRAL	14	25	15	22	29	47
VS. HOUSTON	3	0	2	1	5	1
VS. LOS ANGELES	3	0	2	1	5	1
VS. OAKLAND	1	2	0	4	1	6
VS. SEATTLE	2	1	2	2	4	3
VS. TEXAS	2	2	2	1	4	3
TOTALS VS. WEST	11	5	8	9	19	14
TOTALS VS. A.L.	27	44	31	40	58	84
VS. ATLANTA	0	0	0	3	0	3
VS. MIAMI	1	1	0	2	1	3
VS. MILWAUKEE	2	0	2	0	4	0
VS. WASHINGTON	0	0	1	2	1	2
VS. NEW YORK	0	3	0	0	0	3
VS. PHILADELPHIA	2	1	0	0	2	1
TOTALS VS. N.L.	5	5	3	7	8	12
OVERALL TOTALS	32	49	34	47	66	96

DOUBLEHEADERS (HOME)	WON 0	LOST 0	SPLIT 0
DOUBLEHEADERS (ROAD)	WON 0	LOST 0	SPLIT 0

	MIN	OPP		WON	LOST
DOUBLE PLAYS	178	122	STARTERS	39	74
TRIPLE PLAYS	0	0	RELIEVERS	27	22
LEFT ON BASE	1206	1118	STREAKS	5	10
GRAND SLAM HR	3	4			
HOME RUNS - HOME	68	74			
HOME RUNS - ROAD	83	94			

	HOME		ROAD		TOTALS	
	W	L	W	L	W	L
SHUTOUTS	3	7	4	8	7	15
SHO - INDIVIDUAL	1	0	0	2	1	2
EXTRA INNINGS	2	3	7	4	9	7
ONE-RUN DECISIONS	12	11	12	14	24	25
TWO-RUN DECISIONS	6	6	6	7	12	13
VS. LH STARTERS	9	13	7	8	16	21
VS. RH STARTERS	23	36	27	39	50	75
GRASS FIELDS	32	49	33	41	65	90
ARTIFICIAL FIELDS	0	0	1	6	1	6
DAY GAMES	11	18	19	16	30	34
NIGHT GAMES	21	31	15	31	36	62

ATTENDANCE

HOME	2,477,644 (81 DATES)	30,588 AVG
ROAD	2,188,785 (81 DATES)	27,022 AVG

TWINS FINAL STATISTICS — 2013

PLAYER	AVG	G	AB	R	H	2B	3B	HR	RBI	SH	SF	HB	BB	SO	SB	CS	E	OBP
Arcia, O	.251	97	351	34	88	17	2	14	43	0	0	4	23	117	1	2	2	.304
Bernier, D	.226	33	53	9	12	3	0	0	5	2	0	1	8	15	2	1	0	.339
Colabello, C	.194	55	160	14	31	3	0	7	17	0	0	1	20	58	0	1	3	.287
Doumit, R	.247	135	485	49	120	28	1	14	55	0	4	1	48	99	1	0	3	.314
RIGHT	.290		145		42	11	0	2	9	0	1	1	12	24				.346
LEFT	.229		340		78	17	1	12	46	0	3	0	36	75				.301
Dozier, B	.244	147	558	72	136	33	4	18	66	3	4	6	51	120	14	7	6	.312
Escobar, E	.236	66	165	23	39	5	2	3	10	2	1	0	11	34	0	2	7	.282
RIGHT	.222		45		10	3	0	1	3	2	0	0	3	10				.271
LEFT	.242		120		29	2	2	2	7	0	1	0	8	24				.287
Florimon, P	.221	134	403	44	89	17	0	9	44	5	3	2	33	115	15	6	18	.281
RIGHT	.176		102		18	5	0	0	12	3	2	1	6	25				.225
LEFT	.236		301		71	12	0	9	32	2	1	1	27	90				.300
Fryer, E	.385	6	13	2	5	1	0	1	4	0	0	0	3	3	0	0	0	.500
Herrmann, C	.204	57	157	16	32	7	0	4	18	3	0	0	18	49	0	1	2	.286
Mastroianni, D	.185	30	65	5	12	2	0	0	5	3	1	1	3	23	2	1	0	.229
Mauer, J	.324	113	445	62	144	35	0	11	47	0	2	0	61	89	0	1	3	.404
Parmelee, C	.228	101	294	21	67	13	0	8	24	0	3	3	33	81	1	1	2	.309
Pinto, J	.342	21	76	10	26	5	0	4	12	0	0	1	6	22	0	0	2	.398
Plouffe, T	.254	129	477	44	121	22	1	14	52	1	4	6	34	112	2	1	13	.309
Presley, A	.283	28	113	9	32	4	1	1	11	0	0	1	8	21	1	3	0	.336
NL	.264	29	72	8	19	1	1	2	4	0	0	0	1	18	0	1	1	.274
Ramirez, W	.272	35	81	5	22	6	1	0	6	0	1	1	3	23	0	0	0	.302
Thomas, C	.214	92	290	39	62	15	0	4	13	1	0	1	30	92	1	3	3	.290
Willingham, J	.208	111	389	42	81	20	0	14	48	0	2	14	66	128	1	0	1	.342
Pitchers	.056	162	18	0	1	0	0	0	0	4	0	0	0	11	0	0	0	.056
MINNESOTA	.242	162	5564	614	1346	285	15	151	590	29	32	52	533	1430	52	33	81	.312
DH	.214	162	594	64	127	33	0	14	54	0	5	8	62	165	0	0	0	.294
OPPONENTS	.280	162	5679	788	1591	310	30	168	764	27	49	44	458	985	73	38	99	.336

PITCHER	W	L	ERA	G	GS	CG	SH	SV	IP	H	R	ER	HR	HB	BB	SO	WP	BK	AVG
Albers, A	2	5	4.05	10	10	1	1	0	60.0	64	34	27	6	2	7	25	0	1	.271
Burton, J	2	9	3.82	71	0	0	0	2	66.0	61	29	28	6	5	22	61	2	0	.242
Correia, K	9	13	4.18	31	31	0	0	0	185.1	218	89	86	24	2	45	101	2	0	.297
Deduno, S	8	8	3.83	18	18	0	0	0	108.0	105	48	46	7	9	41	67	8	2	.259
DeVries, C	0	2	10.80	4	2	0	0	0	15.0	22	18	18	6	0	9	12	0	0	.333
Diamond, S	6	13	5.43	24	24	0	0	0	131.0	163	88	79	21	1	36	52	5	0	.306
Duensing, B	6	2	3.98	73	0	0	0	1	61.0	68	28	27	4	2	22	56	6	0	.283
Fien, C	5	2	3.92	73	0	0	0	0	62.0	51	28	27	9	0	12	73	2	0	.225
Hendriks, L	1	3	6.85	10	8	0	0	0	47.1	67	39	36	10	3	14	34	1	0	.327
Hernandez, P	3	3	6.83	14	12	0	00	0	56.2	80	43	43	10	23	1	29	1	1	.338
Martis, S	0	1	5.59	6	0	0	0	0	9.2	6	6	6	3	0	4	7	0	0	.171
Pelfrey, M	5	13	5.19	29	29	0	0	0	152.2	184	92	88	13	6	53	101	1	0	.300
Perkins, G	2	0	2.30	61	0	0	0	36	62.2	43	16	16	5	3	15	77	0	0	.196
Pressly, R	3	3	3.87	49	0	0	0	0	76.2	71	37	33	5	0	27	49	7	0	.251
Roenicke, J	3	1	4.35	63	0	0	0	1	62.0	63	31	30	6	1	36	45	7	0	.263
Swarzak, A	3	2	2.91	48	0	0	0	0	96.0	89	33	31	7	1	22	69	1	0	.249
Thielbar, C	3	2	1.76	49	0	0	0	0	46.0	24	11	9	4	0	14	39	1	0	.154
Tonkin, M	0	0	0.79	9	0	0	0	0	11.1	9	6	1	0	0	3	10	1	0	.205
MINNESOTA	66	96	4.55	162	162	1	7	40	1450.1	1591	788	733	168	44	458	985	50	4	.280
OPPONENTS	96	66	3.47	162	162	2	15	49	1464.0	1346	614	564	151	52	533	1430	71	0	.242

TWINS FINAL STATISTICS — 2013

Fielding

PLAYER	PDS	PCT	G	GS	PO	A	E	TC	DP	TP	PB
Albers, A.....	P.....	1.000	10	10	4	9	0	13	1	0	
Arcia, O.....	OF.....	.989	83	82	167	5	2	174	2	0	
Bernier, D.....	2b.....	1.000	4	1	1	2	0	3	0	0	
.....	3b.....	1.000	7	1	0	2	0	2	0	0	
.....	SS.....	1.000	20	12	17	46	0	63	9	0	
Burton, J.....	P.....	.941	71	0	6	10	1	17	0	0	
Butera, D.....	C.....	1.000	2	1	3	0	0	3	0	0	0
Carroll, J.....	P.....	.000	1	0	0	0	0	0	0	0	
.....	2b.....	1.000	17	15	24	32	0	56	10	0	
.....	3b.....	.976	33	29	23	59	2	84	10	0	
.....	SS.....	1.000	3	2	2	9	0	11	2	0	
Colabello, C.....	1b.....	.991	26	23	206	16	2	224	19	0	
.....	OF.....	.938	11	9	14	1	1	16	0	0	
Correia, K.....	P.....	.944	31	31	18	16	2	36	1	0	
Deduno, S.....	P.....	.971	18	18	13	21	1	35	1	0	
DeVries, C.....	P.....	1.000	4	2	1	2	0	3	0	0	
Diamond, S.....	P.....	.920	24	24	7	16	2	25	0	0	
Doumit, R.....	C.....	.992	43	43	229	20	2	251	2	0	3
.....	OF.....	.984	33	29	55	5	1	61	2	0	
Dozier, B.....	2b.....	.992	146	141	267	461	6	734	110	0	
Duensing, B.....	P.....	1.000	73	0	7	12	0	19	1	0	
Escobar, E.....	2b.....	1.000	7	5	8	17	0	25	4	0	
.....	3b.....	.917	23	14	4	18	2	24	3	0	
.....	SS.....	.952	38	21	31	69	5	105	9	0	
.....	OF.....	.000	1	0	0	0	0	0	0	0	
Fien, C.....	P.....	1.000	73	0	3	7	0	10	0	0	
Florimon, P.....	SS.....	.973	133	127	245	401	18	664	101	0	
Fryer, E.....	C.....	1.000	5	4	28	2	0	30	0	0	0
Gibson, K.....	P.....	1.000	10	10	1	4	0	5	1	0	
Hendriks, L.....	P.....	1.000	10	8	5	4	0	9	0	0	
Hernandez, P.....	P.....	1.000	14	12	1	11	0	12	0	0	
Herrmann, C.....	C.....	.987	27	23	136	13	2	151	0	0	0
.....	OF.....	1.000	24	15	29	3	0	32	2	0	
Hicks, A.....	OF.....	1.000	81	78	215	9	0	224	2	0	
Martis, S.....	P.....	1.000	6	0	2	0	0	2	0	0	
Mastroianni, D.....	2b.....	.000	1	0	0	0	0	0	0	0	
.....	OF.....	1.000	28	17	40	1	0	41	0	0	
Mauer, J.....	C.....	.996	75	73	495	30	2	527	7	0	3
.....	1b.....	.988	8	8	78	3	1	82	9	0	
Morneau, J.....	1b.....	.997	112	111	999	86	3	1088	117	0	
Parmelee, C.....	1b.....	1.000	23	20	152	12	0	164	15	0	
.....	OF.....	.982	68	59	105	6	2	113	0	0	
Pelfrey, M.....	P.....	.926	29	29	11	14	2	27	3	0	
Perkins, G.....	P.....	1.000	61	0	2	5	0	7	0	0	
Pinto, J.....	C.....	.983	20	18	112	4	2	118	1	0	0
Plouffe, T.....	1b.....	1.000	2	0	2	0	0	2	0	0	
.....	3b.....	.956	120	118	91	194	13	298	25	0	
Presley, A.....	OF.....	1.000	28	27	80	2	0	82	1	0	
Pressly, R.....	P.....	.955	49	0	8	13	1	22	2	0	
Ramirez, W.....	OF.....	1.000	25	20	49	1	0	50	0	0	
Robertson, T.....	P.....	.000	2	0	0	0	0	0	0	0	
Roenicke, J.....	P.....	1.000	63	0	4	10	0	14	0	0	
Swarzak, A.....	P.....	.938	48	0	6	9	1	16	1	0	
Thielbar, C.....	P.....	1.000	49	0	3	3	0	6	0	0	
Thomas, C.....	OF.....	.986	86	79	212	6	3	221	1	0	
Tonkin, M.....	P.....	1.000	9	0	0	2	0	2	1	0	
Walters, P.....	P.....	1.000	8	8	3	4	0	7	0	0	
Willingham, J.....	OF.....	.992	72	71	125	5	1	131	1	0	
Worley, V.....	P.....	.929	10	10	2	11	1	14	1	0	
TOTALS		.987	162	162	4351	1723	81	6155	178	0	6

TWINS 2013 DAY-BY-DAY

Date	Opp.	Score	W/L	Rcd.	Pos.	GA/ GB	Daily Home Att.	Total Home Att.	Date	Winner/Loser/Save
APRIL (11-12)							BATTING: .239 (182-FOR-761)		PITCHING: 11-12-6, 3.88 (202.0 IP, 87 ER)	
1-----	DET	2-4	L	0-1	T2	-1.0	*38,282	38,282	1	Verlander/Worley
2-----	OFF DAY				T2	-1.0				
3-----	DET	3-2	W	1-1	T3	-1.0	22,963	61,245	2	Perkins/Coke
4-----	DET	8-2	W	2-1	T1	--	24,752	85,997	3	Pelfrey/Porcello
5-----	at BAL	5-9	L	2-2	T1	--	*46,653			Ayala/Fien
6-----	at BAL	6-5	W	3-2	T1	--	40,704			Roenicke/Johnson/Perkins
7-----	at BAL	4-3	W	4-2	T1	--	34,431			Swarzak/Hammel/Perkins
8-----	at KC	1-3	L	4-3	T2	-0.5	*40,073			Santana/Correia/Crow
9-----	at KC	4-7	L	4-4	4	-1.0	11,697			Guthrie/Pelfrey/Holland
10-----	at KC	0-3	L	4-5	4	-2.0	10,069			Davis/Hendriks/Herrera
11-----	OFF DAY				T3	-2.0				
12-----	NYM	5-16	L	4-6	T4	-2.0	23,735	109,732	4	Niese/Worley
13-----	NYM	2-4	L	4-7	T4	-2.0	28,804	138,536	5	Harvey/Diamond/Parnell
14-----	NYM				5	-2.5	-- Postponed, Rain/Snow - Scheduled makeup for August 19 --			
15-----	LAA	8-2	W	5-7	4	-2.0	23,535	162,071	6	Correia/Blanton
16-----	LAA	8-6	W	6-7	3	-2.0	23,299	185,370	7	Pelfrey/Vargas/Perkins
17-----	LAA				T3	-2.5	-- Postponed, Rain - Scheduled makeup for September 9 --			
18-----	OFF DAY				2	-2.0				
19-----	at CWS				3	-1.5	-- Postponed, Weather - Scheduled makeup as split DH 8/9 --			
20-----	at CWS	^2-1	W	7-7	3	-0.5	22,417			Fien/Santiago/Perkins
21-----	at CWS	5-3	W	8-7	2	-1.0	19,587			Diamond/Lindstrom/Perkins
22-----	MIA				2	-1.0	-- Postponed, Weather - Scheduled makeup for April 23 --			
23-----	MIA	4-3	W	9-7	--	--	25,716	211,086	8	Correia/Fernandez/Perkins
-----	MIA#	5-8	L	9-8	2	-0.5	23,300	234,386	9	NoJasco/Pelfrey/Cishek
24-----	OFF DAY				T2	-0.5				
25-----	TEX	1-2	L	9-9	T2	-1.5	25,459	259,845	10	Tepesch/Worley/Nathan
26-----	TEX	3-4	L	9-10	3	-2.0	27,404	287,249	11	Grimm/Diamond/Nathan
27-----	TEX	7-2	W	10-10	3	-2.0	37,503	324,752	12	Hernandez/Holland
28-----	TEX	5-0	W	11-10	3	-1.5	35,751	360,503	13	Correia/Ogando
29-----	at DET	3-4	L	11-11	3	-2.0	29,878			Scherzer/Pelfrey/Benoit
30-----	at DET	1-6	L	11-12	3	-3.0	31,748			Verlander/Worley
MAY (12-17)							BATTING: .244 (250-FOR-1023)		PITCHING: 12-17-8, 5.03 (264.2 IP, 148 ER)	
1-----	at DET	6-2	W	12-12	3	-2.5	36,028			Diamond/Sanchez
2-----	OFF DAY				3	-2.5				
3-----	at CLE	^6-7	L	12-13	4	-3.5	20,200			Perez/Fien
4-----	at CLE	3-7	L	12-14	4	-4.5	17,830			Kazmir/Correia
5-----	at CLE	4-2	W	13-14	4	-4.5	14,015			Pelfrey/Kluber/Perkins
6-----	at BOS	^5-6	L	13-15	4	-5.0	31,088			Mortensen/Burton
7-----	at BOS	6-1	W	14-15	4	-4.5	30,549			Diamond/Dempster
8-----	at BOS	15-8	W	15-15	4	-3.5	29,969			Pressly/Webster
9-----	at BOS	5-3	W	16-15	4	-2.5	31,571			Correia/Lackey/Perkins
10-----	BAL	^6-9	L	16-16	4	-3.5	31,360	391,863	14	Hunter/Swarzak/J. Johnson
11-----	BAL	8-5	W	17-16	4	-2.5	32,221	424,084	15	Worley/S. Johnson/Burton
12-----	BAL	0-6	L	17-17	4	-2.5	34,320	458,404	16	Chen/Diamond
13-----	CWS	10-3	W	18-17	4	-2.5	25,605	484,009	17	Hernandez/Santiago
14-----	CWS	2-4	L	18-18	4	-3.5	32,023	516,032	18	Peavy/Correia/Reed
15-----	CWS	4-9	L	18-19	4	-3.5	35,613	551,645	19	Axelrod/Pelfrey
16-----	OFF DAY				4	-3.0				
17-----	BOS	^2-3	L	18-20	T4	-4.0	30,210	581,855	20	Wilson/Roenicke/Uehara
18-----	BOS	5-12	L	18-21	T4	-5.0	36,967	618,822	21	Breslow/Diamond
19-----	BOS	1-5	L	18-22	T4	-6.0	33,042	651,864	22	Lackey/Hernandez
20-----	at ATL	1-5	L	18-23	5	-7.0	20,173			Teheran/Correia/Gearrin
21-----	at ATL	^4-5	L	18-24	5	-7.0	28,663			Kimbrel/Duensing
22-----	at ATL	3-8	L	18-25	5	-7.0	27,798			Maholm/Worley
23-----	at DET	6-7	L	18-26	5	-8.0	32,804			Benoit/Burton/Valverde
24-----	at DET	0-6	L	18-27	5	-8.5	39,789			Sanchez/Deduno
25-----	at DET	3-2	W	19-27	5	-7.5	41,927			Walters/Fister/Perkins
26-----	at DET	1-6	L	19-28	5	-8.5	42,394			Scherzer/Pelfrey
27-----	at MIL	6-3	W	20-28	5	-8.5	36,617			Correia/Peralta/Perkins
28-----	at MIL	^6-5	W	21-28	T4	-7.5	24,415			Pressly/Badenhop/Duensing
29-----	MIL	4-1	W	22-28	4	-6.5	31,359	683,223	23	Deduno/Estrada/Perkins
30-----	MIL	8-6	W	23-28	4	-5.5	32,688	715,911	24	Walters/Lohse/Burton
31-----	SEA	0-3	L	23-29	4	-5.5	31,430	747,341	25	Iwakuma/Pelfrey/Wilhelmsen
JUNE (13-13)							BATTING: .260 (230-FOR-884)		PITCHING: 13-13-9, 3.99 (228.0 IP, 101 ER)	
1-----	SEA	5-4	W	24-29	T3	-5.5	33,417	780,758	26	Thielbar/Wilhelmsen
2-----	SEA	10-0	W	25-29	3	-4.5	34,876	815,634	27	Diamond/Bonderman

TWINS 2013 DAY-BY-DAY

Date	Opp.	Score	W/L	Rcd.	Pos.	GA/GB	Daily Home Att.	Total Home Att.	Date	Winner/Loser/Save
3-----	OFF DAY				3	-4.5				
4-----	at KC	3-0	W	26-29	3	-4.5	20,134			Deduno/Mendoza/Perkins
5-----	at KC	1-4	L	26-30	3	-4.5	12,407			Guthrie/Walters/Holland
6-----	at KC	3-7	L	26-31	3	-5.5	14,942			Collins/Burton
7-----	at WAS				3	-6.0	-- Postponed, Weather - Scheduled makeup for June 9 --			
8-----	at WAS	^4-3	W	27-31	3	-6.0	41,587			Roenicke/Stammen/Perkins
9-----	at WAS	0-7	L	27-32	4	-7.0	38,516			Zimmerman/Diamond
-----	at WAS++	4-5	L	27-33	4	-7.5	27,949			Clippard/Swarzak/Soriano
10-----	OFF DAY				T4	-7.0				
11-----	PHI	3-2	W	28-33	4	-7.0	30,104	845,738	28	Duensing/Adams/Perkins
12-----	PHI	4-3	W	29-33	4	-6.0	28,910	874,648	29	Duensing/Bastardo/Perkins
13-----	PHI	2-3	L	29-34	4	-6.5	28,519	903,167	30	Lee/Burton/Papelbon
14-----	DET	0-4	L	29-35	4	-7.5	29,571	932,738	31	Porcello/Diamond
15-----	DET	6-3	W	30-35	4	-6.5	35,017	967,755	32	Deduno/Downs/Perkins
16-----	DET	2-5	L	30-36	4	-7.5	*39,317	1,007,072	33	Fister/Walters/Benoit
17-----	OFF DAY				4	-8.0				
18-----	CWS	7-5	W	31-36	4	-7.0	30,387	1,037,459	34	Burton/Troncoso/Perkins
19-----	CWS	7-4	W	32-36	4	-6.0	30,003	1,067,462	35	Correia/Sale/Perkins
20-----	CWS	8-4	W	33-36	4	-6.0	35,837	1,103,299	36	Diamond/Danks
21-----	at CLE	1-5	L	33-37	4	-6.0	26,442			Kazmir/Deduno
22-----	at CLE	7-8	L	33-38	4	-7.0	21,417			Kluber/Walters/Pestano
23-----	at CLE	5-3	W	34-38	4	-7.0	17,143			Hernandez/Carrasco/Perkins
24-----	OFF DAY				4	-7.0				
25-----	at MIA	2-4	L	34-39	4	-7.0	14,581			Ramos/Correia/Cishek
26-----	at MIA	3-5	L	34-40	4	-7.0	15,318			Slowey/Diamond/Cishek
27-----	KC	3-1	W	35-40	4	-6.0	28,040	1,131,339	37	Deduno/Guthrie/Perkins
28-----	KC	3-9	L	35-41	4	-7.0	28,916	1,160,255	38	Shields/Walters
29-----	KC	6-2	W	36-41	4	-6.0	36,881	1,197,136	39	Gibson/Davis
30-----	KC	8-9	L	36-42	4	-6.0	34,232	1,231,368	40	Crow/Burton/Holland
JULY (9-17)							BATTING: .225 (205-FOR-910)		PITCHING: 9-17-5, 4.20 (233.2 IP, 109 ER)	
1-----	NYN	4-10	L	36-43	4	-6.5	29,619	1,260,987	41	Chamberlain/Burton
2-----	NYN	3-7	L	36-44	4	-7.5	29,029	1,290,016	42	Hughes/Deduno/Rivera
3-----	NYN	2-3	L	36-45	4	-8.0	*38,457	1,328,473	43	Sabathia/Walters/Rivera
4-----	NYN	5-9	L	36-46	4	-9.0	*38,260	1,366,733	44	Phelps/Gibson
5-----	at TOR	0-4	L	36-47	4	-10.0	25,672			Buehrle/Correia
6-----	at TOR	6-0	W	37-47	4	-10.0	37,034			Pelfrey/Dickey
7-----	at TOR	5-11	L	37-48	4	-10.0	43,795			Redmond/Diamond
8-----	at TB	4-7	L	37-49	4	-11.0	11,516			Torres/Deduno/Rodney
9-----	at TB	1-4	L	37-50	4	-11.0	12,777			Archer/Gibson/Rodney
10-----	at TB	^3-4	L	37-51	4	-12.0	12,757			Ramos/Pressly
11-----	at TB	3-4	L	37-52	4	-12.0	24,751			Moore/Pelfrey/McGee
12-----	at NYN	0-2	L	37-53	4	-12.5	40,247			Kuroda/Pressly/Rivera
13-----	at NYN	4-1	W	38-53	4	-12.0	40,301			Deduno/Hughes/Perkins
14-----	at NYN	10-4	W	39-53	4	-12.0	43,131			Gibson/Sabathia
15-----	ALL STAR BREAK									
16-----	ALL STAR GAME - American League 3, National League 0									
17-----	ALL STAR BREAK									
18-----	ALL STAR BREAK									
19-----	CLE	3-2	W	40-53	4	-11.0	36,280	1,403,013	45	Fien/Smith/Perkins
20-----	CLE	3-2	W	41-53	4	-10.0	*38,626	1,441,639	46	Correia/Hill/Perkins
21-----	CLE	7-1	L	41-54	4	-11.0	31,753	1,473,392	47	Masterson/Diamond
22-----	at LAA	4-3	W	42-54	4	-11.0	33,363			Deduno/Blanton/Perkins
23-----	at LAA	^10-3	W	43-54	4	-11.0	39,177			Perkins/Frieri
24-----	at LAA	0-1	L	43-55	4	-12.0	38,209			Weaver/Pelfrey/Frieri
25-----	at SEA	2-8	L	43-56	4	-12.0	18,135			Iwakuma/Correia
26-----	at SEA	^3-2	W	44-56	4	-12.0	23,162			Duensing/Medina/Perkins
27-----	at SEA	4-0	W	45-56	4	-12.0	24,524			Deduno/Harang
28-----	at SEA	4-6	L	45-57	4	-13.0	35,087			Ramirez/Gibson/Wilhelmson
29-----	OFF DAY				4	-13.0				
30-----	KC	2-7	L	45-58	4	-14.0	33,085	1,506,477	48	Santana/Pelfrey
31-----	KC	3-4	L	45-59	4	-15.0	32,789	1,539,266	49	Guthrie/Thielbar/Holland
AUGUST (13-17)							BATTING: .228 (233-FOR-1020)		PITCHING: 13-17-5, 4.14 (271.2 IP, 125 ER)	
1-----	KC	2-7	L	45-60	4	-15.5	35,448	1,574,714	50	Shields/Diamond
2-----	HOU	^4-3	W	46-60	4	-15.5	30,633	1,605,347	51	Pressly/Keuchel
3-----	HOU	6-4	W	47-60	4	-15.5	*38,078	1,643,425	52	Duensing/Harrel/Perkins
4-----	HOU	3-2	W	48-60	4	-15.5	34,780	1,678,205	53	Thielbar/Peacock/Perkins
5-----	at KC	0-13	L	48-61	4	-16.5	21,474			Guthrie/Correia

TWINS 2013 DAY-BY-DAY

Date	Opp.	Score	W/L	Rcd.	Pos.	GA/GB	Daily Home Att.	Total Home Att.	Date	Winner/Loser/Save
6-----	at KC	7-0	W	49-61	4	-16.5	18,924			Albers/Shields
7-----	at KC	2-5	L	49-62	4	-17.5	20,198			Coleman/Deduno/Holland
8-----	OFF DAY					-18.0				
9-----	at CWS	7-5	W	50-62	4	-17.5	17,439			Duensing/Veal
-----	at CWS##	^3-2	W	51-62	4	-16.5	23,804			Duensing/Axelrod
10-----	at CWS	4-5	L	51-63	4	-17.5	24,529			Purcey/Pelfrey/Reed
11-----	at CWS	5-2	W	52-63	4	-16.5	26,344			Correia/Quintana
12-----	CLE	3-0	W	53-63	4	-15.5	30,922	1,709,127	54	Albers/Salazar
13-----	CLE	2-5	L	53-64	4	-15.5	29,806	1,738,933	55	McAllister/Deduno/Perez
14-----	CLE	^8-9	L	53-65	4	-16.5	35,133	1,774,066	56	Perez/Pressly/Smith
15-----	CWS	4-3	W	54-65	4	-16.5	32,851	1,806,917	57	Burton/Troncoso
16-----	CWS	2-5	L	54-66	4	-16.0	28,834	1,835,751	58	Quintana/Correia/Reed
17-----	CWS	5-8	L	54-67	4	-17.0	36,833	1,872,584	59	Sale/Albers/Reed
18-----	CWS	2-5	L	54-68	4	-18.0	32,905	1,905,489	60	Santiago/Deduno/Reed
19-----	NYM##	1-6	L	54-69	4	-18.5	30,913	1,936,402	61	Gee/Gibson
20-----	at DET	6-3	W	55-69	4	-17.5	37,964			Pelfrey/Porcello/Perkins
21-----	at DET	1-7	L	55-70	4	-18.5	38,092			Smyly/Correia/Veras
22-----	at DET	7-6	W	56-70	4	-17.5	39,653			Fien/Rondon/Perkins
23-----	at CLE	5-1	W	57-70	4	-17.5	23,218			Deduno/Jimenez
24-----	at CLE	2-7	L	57-71	4	-18.5	26,870			McAllister/Hendriks
25-----	at CLE	1-3	L	57-72	4	-19.5	21,042			Smith/Burton/Perez
26-----	OFF DAY				4	-19.0				
27-----	KC	1-6	L	57-73	4	-19.0	27,006	1,963,408	62	Shields/Burton
28-----	KC	1-8	L	57-74	4	-19.0	27,379	1,990,787	63	Duffy/Albers
29-----	KC	1-3	L	57-75	4	-20.0	28,012	2,018,799	64	Chen/Deduno/Holland
30-----	at TEX	3-2	W	58-75	4	-20.0	34,815			Hendriks/Darvish/Perkins
31-----	at TEX	1-2	L	58-76	4	-21.0	36,041			Nathan/Thielbar
SEPTEMBER (8-20)						BATTING: .255 (246-FOR-966)			PITCHING: 8-20-6, 5.86 (250.1 IP, 163 ER)	
1-----	at TEX	4-2	W	59-76	4	-20.0	36,549			Correia/Blackley/Perkins
2-----	at HOU	10-6	W	60-76	4	-20.0	14,287			Roenicke/Lo
3-----	at HOU	^9-6	W	61-76	4	-19.0	13,500			Thielbar/Chapman/Roenicke
4-----	at HOU	6-5	L	61-77	4	-19.0	14,869			Bedard/Duensing
5-----	OFF DAY				4	-19.0				
6-----	TOR	5-6	L	61-78	4	-20.0	27,044	2,045,843	65	Dickey/Pelfrey/Janssen
7-----	TOR	2-11	L	61-79	4	-20.0	32,882	2,078,725	66	Happ/Correia
8-----	TOR	0-2	L	61-80	4	-20.0	29,450	2,108,175	67	Rogers/Burton/Janssen
9-----	LAA+	6-3	W	62-80	4	-19.0	21,826	2,130,001	68	Fien/Rasmus/Perkins
10-----	OAK	4-3	W	63-80	4	-19.0	26,017	2,156,018	69	Swarzak/Cook/Perkins
11-----	OAK	3-18	L	63-81	4	-20.0	24,522	2,180,540	70	Gray/Pelfrey
12-----	OAK	2-8	L	63-82	4	-20.5	26,188	2,206,728	71	Griffin/Diamond
13-----	TB	0-3	L	63-83	4	-21.5	27,292	2,234,020	72	Archer/Correia/Rodney
14-----	TB	0-7	L	63-84	4	-21.5	28,541	2,262,561	73	Gomes/Albers
15-----	TB	6-4	W	64-84	4	-21.5	27,988	2,290,549	74	Fien/Peralta/Perkins
16-----	at CWS	1-12	L	64-85	4	-22.5	15,018			Johnson/Hendriks
17-----	at CWS	3-4	L	64-86	4	-23.5	15,964			Quintana/Pelfrey/Reed
18-----	at CWS	4-3	W	65-86	4	-22.5	14,520			Diamond/Danks/Perkins
19-----	at OAK	6-8	L	65-87	4	-23.5	11,461			Doolittle/Martins
20-----	at OAK	0-11	L	65-88	4	-24.5	36,067			Colon/Albers
21-----	at OAK	1-9	L	65-89	4	-25.5	26,393			Parker/Hernandez
22-----	at OAK	7-11	L	65-90	4	-25.5	30,589			Gray/De Vries
23-----	DET	^4-3	W	66-90	4	-24.5	24,647	2,315,196	75	Swarzak/Putkonen
24-----	DET	2-4	L	66-91	4	-25.5	25,541	2,340,737	76	Fister/Diamond/Benoit
25-----	DET	0-1	L	66-92	4	-26.5	26,517	2,367,254	77	Scherzer/Correia/Benoit
26-----	CLE	5-6	L	66-93	4	-27.0	24,929	2,392,183	78	Shaw/Albers/Smith
27-----	CLE	6-12	L	66-94	4	-27.0	24,074	2,416,257	79	Kluber/Hernandez
28-----	CLE	1-5	L	66-95	4	-27.0	30,452	2,446,709	80	Kazmir/De Vries
29-----	CLE	1-5	L	66-96	4	-27.0	30,935	2,477,644	81	Jimenez/Diamond

* - Denotes Sellout

- Denotes makeup game from rainout on 4/28

- Denotes Makeup game from rainout on 8/31

- Denotes makup game from rainout on 9/21

^ - Extra innings (9-7)

TWINS 2013 HOME RUNS

HOME RUNS BY POSITION

C	1B	2B	3B	SS	LF	CF	RF	DH	PH	TOTAL
22	19	18	14	11	20	12	20	14	1	151

OSWALDO ARCIA (14)

No.	Date	Opp.	Runs	Pitcher
1	4/23(1)	MIA	3	Fernandez
2	4/26	TEX	3	Nathan
3	5/09	at BOS	2	Lackey
4	5/22	at ATL	1	Rasmus
5	6/20	CWS	1	Danks
6	6/22	at CLE	1	Kluber
7	8/04	HOU	1	Peacock
8	8/09(1)	at CWS	1	Purcey
9	8/09(2)	at CWS	1	Axelrod
10	8/10	at CWS	1	Rienzo
11	9/10	OAK	1	Parker
12	9/12	OAK	1	Griffin
13	9/19	at OAK	1	Anderson
14	9/22	at OAK	3	Gray

CHRIS COLABELLO (7)

No.	Date	Opp.	Runs	Pitcher
1	7/26	at SEA	2	Medina
2	7/28	at SEA	2	Ramirez
3	8/06	at KC	1	Shields
4	8/09(1)	at CWS	1	Danks
5	9/02	at HOU	1	Clemens
6	9/02	at HOU	4	Lo
7	9/06	TOR	2	Dickey

RYAN DOUMIT (14)

No.	Date	Opp.	Runs	Pitcher
1	5/07	at BOS	1	Dempster
2	5/08	at BOS	2	Webster
3	5/11	BAL	2	Patton
4	5/28	at MIL	2	Figaro
5	5/30	MIL	2	Lohse
6	6/02	SEA	1	Bonderman
7	6/04	at KC	1	Mendoza
8	6/06	at KC	2	Davis
9	7/13	at NYY	1	Hughes
10	8/17	CWS	2	Jones
11	8/22	at DET	3	Verlander
12	9/04	at HOU	1	Bedard
13	9/15	TB	1	Peralta
14	9/24	DET	1	Fister

BRIAN DOZIER (18)

No.	Date	Opp.	Runs	Pitcher
1	5/06	at BOS	1	Hanrahan
2	5/30	MIL	1	Lohse
3	6/02	SEA	1	Noesi
4	6/16	DET	1	Fister
5	6/19	CWS	3	Sale
6	6/20	CWS	2	Danks
7	6/21	at CLE	1	Kazmir
8	7/06	at TOR	3	Dickey
9	7/27	at SEA	1	Medina
10	8/06	at KC	1	Shields
11	8/11	at CWS	3	Quintana
12	8/12	CLE	1	Salazar
13	8/24	at CLE	1	McAllister
14	8/29	KC	1	Chen
15	8/31	at TEX	1	Garza
16	9/02	at HOU	1	Harrell
17	9/03	at HOU	2	Cosart
18	9/23	DET	1	Benoit

EDUARDO ESCOBAR (3)

No.	Date	Opp.	Runs	Pitcher
1	4/09	at KC	1	Guthrie
2	5/15	CWS	1	Axelrod
3	6/20	CWS	1	Danks

PEDRO FLORIMON (9)

No.	Date	Opp.	Runs	Pitcher
1	5/08	at BOS	1	Webster
2	5/17	BOS	2	Buchholz
3	6/09(2)	at WAS	2	Karns
4	7/10	at TB	2	Hellickson
5	7/13	at NYY	2	Hughes
6	7/23	at LAA	2	Buckner
7	7/31	KC	1	Guthrie
8	8/20	at DET	1	Bonderman
9	9/27	CLE	2	Kluber

ERIC FRYER (1)

No.	Date	Opp.	Runs	Pitcher
1	9/11	OAK	1	Milone

CHRIS HERRMANN (4)

No.	Date	Opp.	Runs	Pitcher
1	6/02	SEA	1	Bonderman
2	7/23	at LAA	4	Frieri
3	8/09(1)	at CWS	1	Leesman
4	8/30	at TEX	2	Darvish

AARON HICKS (8)

No.	Date	Opp.	Runs	Pitcher
1	5/04	at CLE	1	Kazmir
2	5/13	CWS	1	Santiago
3	5/13	CWS	1	Santiago
4	5/22	at ATL	1	Rasmus
5	5/28	at MIL	1	Figaro
6	5/29	MIL	1	Estrada
7	7/07	at TOR	2	Redmond
8	7/14	at NYY	3	Sabathia

JOE MAUER (11)

No.	Date	Opp.	Runs	Pitcher
1	4/09	at KC	1	Guthrie
2	4/15	LAA	1	Blanton
3	5/25	at DET	1	Fister
4	5/27	at MIL	1	Gorzelanny
5	5/30	MIL	1	Lohse
6	6/08	at WAS	1	Gonzalez
7	6/18	CWS	2	Axelrod
8	6/22	at CLE	2	Kluber
9	8/11	at CWS	2	Quintana
10	8/14	CLE	1	Perez
11	8/16	CWS	1	Quintana

JUSTIN MORNEAU (17)

No.	Date	Opp.	Runs	Pitcher
1	4/13	NYM	1	Harvey
2	4/28	TEX	2	Ogando
3	6/19	CWS	2	Heath
4	6/30	KC	2	Collins
5	7/04	NYN	1	Phelps
6	7/04	NYN	1	Logan
7	7/08	at TB	1	Hernandez
8	7/27	at SEA	1	Medina
9	8/01	KC	1	Shields
10	8/04	HOU	2	Peacock
11	8/06	at KC	2	Shields
12	8/09(1)	at CWS	4	Jones
13	8/09(1)	at CWS	1	Troncoso
14	8/10	at CWS	3	Rienzo
15	8/20	at DET	2	Porcello
16	8/28	KC	1	Crow
17	8/30	at TEX	1	Darvish

CHRIS PARMELEE (8)

No.	Date	Opp.	Runs	Pitcher
1	4/06	at BAL	2	Tillman
2	5/01	at DET	1	Downs
3	5/03	at CLE	2	Allen
4	5/27	at MIL	1	Badenhop
5	5/30	MIL	1	Lohse
6	6/22	at CLE	1	Shaw
7	6/22	at CLE	1	Pestano
8	7/01	NYN	1	Pettitte

JOSMIL PINTO (4)

No.	Date	Opp.	Runs	Pitcher
1	9/06	TOR	1	Janssen
2	9/15	TB	3	Peralta
3	9/21	at OAK	1	Parker
4	9/26	CLE	2	Perez

TREVOR PLOUFFE (14)

No.	Date	Opp.	Runs	Pitcher
1	4/04	DET	1	Porcello
2	4/15	LAA	1	Blanton
3	5/03	at CLE	1	Mastereson
4	5/05	at CLE	2	Kluber
5	6/15	DET	2	Sanchez
6	6/29	KC	2	Davis
7	6/30	KC	1	Holland
8	7/03	NYN	1	Sabathia
9	7/07	at TOR	2	Cecil
10	7/13	at NYY	1	Hughes
11	8/12	CLE	2	Salazar
12	8/15	CWS	1	Rienzo
13	9/02	at HOU	1	Clemens
14	9/03	at HOU	2	Cosart

ALEX PRESLEY (1)

No.	Date	Opp.	Runs	Pitcher
1	9/04	at HOU	3	Lyles

CLETE THOMAS (4)

No.	Date	Opp.	Runs	Pitcher
1	6/20	CWS	1	Danks
2	6/28	KC	1	Shields
3	6/30	KC	2	Santana
4	7/22	at LAA	1	Blanton

JOSH WILLINGHAM (14)

No.	Date	Opp.	Runs	Pitcher
1	4/04	DET	2	Porcello
2	4/09	at KC	1	Guthrie
3	4/25	TEX	1	Tepesch
4	4/27	TEX	2	Holland
5	4/29	at DET	1	Scherzer
6	5/20	at ATL	1	Teheran
7	5/23	at DET	3	Porcello
8	5/23	at DET	1	Downs
9	5/28	at MIL	1	Figaro
10	6/02	SEA	2	Bonderman
11	8/09(2)	at CWS	1	Lindstrom
12	8/13	CLE	1	McAllister
13	9/10	OAK	1	Parker
14	9/10	OAK	2	Cook

TWINS 2013 TRANSACTIONS

DATE	NO	PLAYER	POS	TRANSACTION
02-14-13	56	Perez, Rafael.....	lhp	Signed to a minor league contract with invite.
03-10-13	68	Augenstein, Bryan.....	rhp	Reassigned to minor league camp.
	53	Blackburn, Nick.....	rhp	Reassigned to minor league camp.
	66	Meyer, Alex.....	rhp	Reassigned to minor league camp.
	17	Oliveros, Lester.....	rhp	Reassigned to minor league camp.
	59	Vasquez, Esmerling.....	rhp	Reassigned to minor league camp.
03-11-13	44	Herrmann, Chris.....	c	Optioned to Triple-A Rochester.
	74	Hermesen, B.J.....	rhp	Optioned to Double-A New Britain.
	65	May, Trevor.....	rhp	Optioned to Double-A New Britain.
	72	Tonkin, Michael.....	rhp	Optioned to Double-A New Britain.
	82	Pinto, Josmil.....	c	Optioned to Double-A New Britain.
	83	Santana, Danny.....	if	Optioned to Double-A New Britain.
03-14-13	32	Gibson, Kyle.....	rhp	Optioned to Triple-A Rochester.
	71	Thielbar, Caleb.....	lhp	Optioned to Triple-A Rochester.
	85	Beresford, James.....	if	Reassigned to minor league camp.
	73	Knudson, Kyle.....	c	Reassigned to minor league camp.
	81	Lehmann, Danny.....	c	Reassigned to minor league camp.
	58	Slama, Anthony.....	rhp	Reassigned to minor league camp.
03-16-13	78	Arcia, Oswaldo.....	of	Optioned to Triple-A Rochester.
03-17-13	55	Colabello, Chris.....	if	Reassigned to minor league camp.
	26	Dinkelman, Brian.....	of	Reassigned to minor league camp.
	77	Fryer, Eric.....	c	Reassigned to minor league camp.
	76	Guerra, Deolis.....	rhp	Reassigned to minor league camp.
	70	Martis, Shairon.....	rhp	Reassigned to minor league camp.
	80	Sobolewski, Mark.....	if	Reassigned to minor league camp.
	11	Thomas, Clete.....	of	Reassigned to minor league camp.
03-22-13	58	Diamond, Scott.....	lhp	Placed on 15-day DL (left elbow surgery).
	51	Swarzak, Anthony.....	rhp	Placed on 15-day DL (left-sided rib fractures).
	12	Benson, Joe.....	of	Optioned to Triple-A Rochester.
	60	Hernandez, Pedro.....	lhp	Optioned to Triple-A Rochester.
	67	Perdomo, Luis.....	rhp	Reassigned to minor league camp.
	79	Romero, Deibinson.....	if	Reassigned to minor league camp.
03-25-13	41	Butera, Drew.....	c	Optioned to Triple-A Rochester.
	48	Boggs, Brandon.....	of	Reassigned to minor league camp.
	13	Clement, Jeff.....	if	Reassigned to minor league camp.
	1	Olmedo, Ray.....	if	Reassigned to minor league camp.
	84	Rohlfing, Dan.....	c	Reassigned to minor league camp.
03-26-13	21	Deduno, Samuel.....	rhp	Reassigned to minor league camp.
	39	Walters, P.J.....	rhp	Reassigned to minor league camp.
03-27-13	31	Burnett, Alex.....	rhp	Optioned to Triple-A Rochester.
03-29-13	43	Wood, Tim.....	rhp	Placed on 15-day DL (right rotator cuff-retro 3/24).
	47	Harden, Rich.....	rhp	Reassigned to minor league camp.
	56	Perez, Rafael.....	lhp	Reassigned to minor league camp.
	31	Burnett, Alex.....	rhp	Claimed off waivers by Toronto.
03-31-13	22	Ramirez, Wilkin.....	of	Contract selected.
04-06-13	64	Robertson, Tyler.....	lhp	Optioned to Triple-A Rochester.
04-07-13	38	De Vries, Cole.....	rhp	Placed on 15-day DL (right forearm strain-retro 3/30).
	60	Hernandez, Pedro.....	lhp	Recalled from Triple-A Rochester.
	51	Swarzak, Anthony.....	rhp	Reinstated from 15-day disabled list.
04-13-13	58	Diamond, Scott.....	lhp	Reinstated from 15-day disabled list.
	62	Hendriks, Liam.....	rhp	Optioned to Triple-A Rochester.
04-14-13	22	Ramirez, Wilkin.....	of	Placed on Paternity List.
04-15-13	31	Arcia, Oswaldo.....	of	Recalled from Triple-A Rochester.
04-16-13	31	Arcia, Oswaldo.....	of	Optioned to Triple-A Rochester.
	22	Ramirez, Wilkin.....	of	Reinstated from Paternity List.
	43	Wood, Tim.....	rhp	Began rehab assignment at Single-A Ft. Myers.
	19	Mastroianni, Darin.....	of	Placed on 15-day DL (stress reaction in left ankle).
04-17-13	31	Arcia, Oswaldo.....	of	Recalled from Triple-A Rochester.
05-18-13	38	De Vries, Cole.....	rhp	Returned from rehab assignment, reinstated from 15-day disabled list, optioned to Triple-A.
05-20-13	60	Hernandez, Pedro.....	lhp	Optioned to Triple-A Rochester.
	56	Theilbar, Caleb.....	lhp	Recalled from Triple-A Rochester.
05-22-13	24	Plouffe, Trevor.....	if	Placed on 7-day DL (concussion).
	19	Mastroianni, Darin.....	of	Transferred to 60-day disabled list.
	55	Colabello, Chris.....	if	Contract selected.
	49	Worley, Vance.....	rhp	Optioned to Triple-A Rochester.

TWINS 2013 TRANSACTIONS

DATE	NO	PLAYER	POS	TRANSACTION
05-24-13	43	Wood, Tim.....	rhp	Transferred to 60-day disabled list.
	21	Deduno, Samuel.....	rhp	Contract selected.
	31	Arcia, Oswaldo.....	of	Optioned to Triple-A Rochester.
05-25-13	39	Walters, P.J.....	rhp	Contract selected.
		Benson, Joe.....	of	Claimed off outright waivers by Texas.
05-26-13	22	Ramirez, Wilkin.....	of	Placed on 7-day disabled list (concussion).
05-27-13	12	Herrmann, Chris.....	c/of	Recalled from Triple-A Rochester.
05-29-13	55	Colabello, Chris.....	inf/of	Optioned to Triple-A Rochester.
	24	Plouffe, Trevor.....	inf	Reinstated from 7-day disabled list.
05-30-13	24	Plouffe, Trevor.....	inf	Placed on 15-day DL (left calf strain).
	55	Colabello, Chris.....	inf	Recalled from Triple-A Rochester.
06-02-13	55	Colabello, Chris.....	inf	Optioned to Triple-A Rochester.
06-03-13	64	Robertson, Tyler.....	lhp	Designated for release or assignment.
	11	Thomas, Clete.....	of	Contract selected.
06-07-13	64	Robertson, Tyler.....	lhp	Claimed off outright waivers by Washington.
06-09-13	55	Colabello, Chris.....	inf	Recalled from Triple-A Rochester.
	55	Colabello, Chris.....	inf	Optioned to Triple-A Rochester.
06-10-13	32	Hicks, Aaron.....	of	Placed on 15-day DL (left hamstring strain).
06-11-13	31	Arcia, Oswaldo.....	of	Recalled from Triple-A Rochester.
06-14-13	24	Plouffe, Trevor.....	inf	Returned from rehab assignment, reinstated from 15-day disabled list.
	12	Herrmann, Chris.....	c/of	Optioned to Triple-A Rochester.
06-23-13	37	Pelfrey, Mike.....	rhp	Placed on 15-day DL (back strain-retro 6/19).
	60	Hernandez, Pedro.....	lhp	Recalled from Triple-A Rochester.
	60	Hernandez, Pedro.....	lhp	Optioned to Triple-A Rochester.
06-25-13	44	Gibson, Kyle.....	rhp	Recalled from Triple-A Rochester.
07-02-13	16	Willingham, Josh.....	of	Placed on 15-day DL (medical meniscus tear & bone bruise in left knee-retro 7/1).
	32	Hicks, Aaron.....	of	Returned from rehab assignment, reinstated from 15-day disabled list.
07-04-13	39	Walters, P.J.....	rhp	Designated for release or assignment.
	37	Pelfrey, Mike.....	rhp	Returned from rehab assignment, reinstated from 15-day disabled list.
07-11-13	56	Thielbar, Caleb.....	lhp	Placed on Bereavement list.
	59	Tonkin, Michael.....	rhp	Recalled from Triple-A Rochester.
07-13-13	59	Tonkin, Michael.....	rhp	Optioned to Triple-A Rochester.
07-14-13	56	Thielbar, Caleb.....	lhp	Reinstated from Bereavement list.
	31	Arcia, Oswaldo.....	of	Optioned to Triple-A Rochester.
	5	Escobar, Eduardo.....	inf	Optioned to Triple-A Rochester.
	27	Parmelee, Chris.....	of	Optioned to Triple-A Rochester.
	12	Herrmann, Chris.....	of/c	Recalled from Triple-A Rochester.
	17	Bernier, Doug.....	inf	Contract selected from Triple-A Rochester.
07-19-13	55	Colabello, Chris.....	inf/of	Recalled from Triple-A Rochester.
07-24-13	7	Mauer, Joe.....	c	Placed on Paternity list.
	41	Butera, Drew.....	c	Recalled from Triple-A Rochester.
07-27-13	7	Mauer, Joe.....	c	Placed on Restricted list.
07-28-13	41	Butera, Drew.....	c	Optioned to Triple-A Rochester.
07-29-13	7	Mauer, Joe.....	c	Reinstated from Restricted list.
08-01-13	58	Diamond, Scott.....	lhp	Optioned to Triple-A Rochester.
	32	Hicks, Aaron.....	of	Optioned to Triple-A Rochester.
08-02-13	31	Arcia, Oswaldo.....	of	Recalled from Triple-A Rochester.
	63	Albers, Andrew.....	lhp	Contract selected from Triple-A Rochester.
08-09-13	62	Hendriks, Liam.....	rhp	Recalled from Triple-A Rochester.
	9	Doumit, Ryan.....	c	Placed on 7-day disabled list (retro 8/8).
	16	Willingham, Josh.....	of	Returned from rehab assignment and reinstated from 15-day disabled list.
	62	Hendriks, Liam.....	rhp	Optioned to Triple-A Rochester.
08-11-13	8	Carroll, Jamey.....	inf	Traded to Kansas City for PTBNL or cash.
08-12-13	22	Ramirez, Wilkin.....	of	Returned from rehab assignment and reinstated from 15-day disabled list.
08-15-13	19	Mastroianni, Darin.....	of	Returned from rehab assignment and reinstated from 60-day disabled list and optioned to AAA.
08-16-13	9	Doumit, Ryan.....	c/of	Reinstated from 15-day DL (concussion symptoms).
	55	Colabello, Chris.....	1b/of	Optioned to Triple-A Rochester.
08-19-13	44	Gibson, Kyle.....	rhp	Optioned to Triple-A Rochester.
08-20-13	59	Tonkin, Michael.....	rhp	Recalled from Triple-A Rochester.
	7	Mauer, Joe.....	c	Placed on 7-day disabled list (concussion symptoms).
08-21-13	55	Colabello, Chris.....	1b/of	Recalled from Triple-A Rochester.
08-23-13	59	Tonkin, Michael.....	rhp	Optioned to Triple-A Rochester.
08-24-13	62	Hendriks, Liam.....	rhp	Recalled from Triple-A Rochester.
08-28-13	43	Wood, Tim.....	rhp	Unconditionally released.
08-30-13	21	Deduno, Samuel.....	rhp	Placed on 15-day disabled list (shoulder soreness).

TWINS 2013 TRANSACTIONS

DATE	NO	PLAYER	POS	TRANSACTION
	22	Ramirez, Wilkin	of	Placed on 15-day disabled list (fractured left tibia).
	60	Hernandez, Pedro	1hp	Recalled from Triple-A Rochester.
	19	Mastroianni, Darin	of	Recalled from Triple-A Rochester.
08-31-13	33	Morneau, Justin	inf	Traded to Pittsburgh for OF Alex Presley and PTBNL.
	43	Pinto, Josmil	c	Recalled from Triple-A Rochester.
	1	Presley, Alex	of	Recalled from Triple-A Rochester.
09-04-13	7	Mauer, Joe	c	Transferred to 15-day disabled list.
09-09-09	27	Parmelee, Chris	of	Recalled from Triple-A Rochester.
	5	Escobar, Eduardo	inf	Recalled from Triple-A Rochester.
	58	Diamond, Scott	1hp	Recalled from Triple-A Rochester.
	38	De Vries, Cole	rhp	Recalled from Triple-A Rochester.
	59	Tonkin, Michael	rhp	Recalled from Triple-A Rochester.
	54	Fryer, Eric	c	Contract selected from Triple-A Rochester.
	64	Martis, Shairon	rhp	Contract selected from Triple-A Rochester.
	21	Deduno, Samuel	rhp	Transferred to 60-day disabled list.
	22	Ramirez, Wilkin	of	Transferred to 60-day disabled list.
10-02-13	38	De Vries, Cole	rhp	Outrighted to Triple-A Rochester.
	64	Martis, Shairon	rhp	Outrighted to Triple-A Rochester.
	20	Roenicke, Josh	rhp	Outrighted to Triple-A Rochester.
	11	Thomas, Clete	of	Outrighted to Triple-A Rochester.
10-04-13	17	Bernier, Doug	inf	Outrighted to Triple-A Rochester.

TWINS AT A GLANCE IN 2013

Record: 66-96

Home Record: 32-49

Road Record: 34-47

Record in series: 18-29-4

Sweeps/Swept: 6/12

April: 11-12

May: 12-17

June: 13-13

July: 9-17

August: 13-17

September: 8-20

vs. American League East: 10-23

vs. American League Central: 29-47

vs. American League West: 19-14

vs. National League: 8-12

Games vs. LH Starter: 16-21

Games vs. RH Starter: 50-75

Twins score first: 36-27

Opp. scores first: 30-69

Come-from-behind wins: 38

Leading after 7/8 inn.: 49-6/55-1

Trailing after 7/8 inn.: 10-83/3-90

Tied after 7/8 inn.: 7-7/8-5

Extra-innings: 9-7

1-run games: 24-25

Twins out-hit opp.: 43-9

Opp. out-hit Twins: 16-81

Twins/Opp. have = hits: 7-6

Twins get Quality Start: 41-21

Twins starter goes 6+ IP: 44-32

Most games over .500: 2, 4/8

Most games under .500: 30, 9/30

Longest winning-streak: 5, 4/15-23 (1)

Longest losing-streak: 10, 5/14-24

When Twins score 4+: 53-27

When Twins score 3-: 13-69

Team-high hits: 19, 5/8 at BOS

Team-high runs: 15, 5/8 at BOS

Opp.-high hits: 22, 9/11 vs. OAK

Opp.-high runs: 18, 9/11 vs. OAK

Twins get 10+ hits: 29-25

Walk-Off W/L: 5/6, last 9/23 vs. DET (W)

Shutouts W/L: 7/15

Complete Games: 1, 8/13 vs. CLE (Albers)

Target Field Sellouts (*13/All-Time): 6/152

TWINS IN DAY-NIGHT SPLIT DOUBLEHEADERS IN 2013

DATE	OPPONENT	GAME 1 SCORE	GAME 2 SCORE
April 23	Miami	4-3 WIN	5-8 LOSS
June 9	at Washington	4-5 LOSS	0-7 LOSS
August 9	at Chicago-AL	7-5 WIN	3-2 WIN (10 innings)

TWINS 2013 HIGHS AND LOWS

TEAM BATTING:

Most At-Bats, Game.....	50, 3x, last 9/3 at HOU
Most Runs, Game.....	15, 5/8 at BOS
Most Runs, Inning.....	7, 2x, 10th inning, 7/23 at LAA
Most Hits, Game.....	19, 5/8 at BOS
Most Hits, Inning.....	6, 2x, 10th inning, 7/23 at LAA
Consecutive Hits.....	4, many
Consecutive Batters Reached Base.....	6, 8th inning, 5/7 at BOS
Fewest Hits, Game.....	1, 5/24 at DET
Most Doubles, Game.....	6, 2x, last 8/23 at CLE
Most Triples, Game.....	2, 8/3 vs. HOU
Most Home Runs, Game.....	4, 6x, last 9/2 at HOU
Grand Slams.....	1, 3x, last 9/2 at HOU
Most Total Bases, Game.....	33, 6/2 vs. SEA
Most Extra Base Hits, Game.....	8, 3x, last 6/22 at CLE
Most RBI, Game.....	14, 5/8 at BOS
Most Walks.....	9, 9/2 at HOU
Most Strikeouts.....	19, 7/10 at TB
Most Stolen Bases, Game, Twins.....	2, 10x, last 9/25 vs. DET
Most Stolen Bases, Game, Opponent.....	3, 3x, last 8/29 vs. KC
Most Caught Stealing, Game.....	2, 4/6 at BAL
Most Ground Into Doubleplay, Game.....	2, 15x, last 9/27 vs. CLE
Left On Base, Twins.....	14, 6/5 at KC
Left On Base, Twins in Extra Innings.....	15, 2x, last 9/23 vs. DET
Consecutive Scoreless Innings.....	25, 9/12-15

INDIVIDUAL BATTING:

Most At-Bats, Game.....	7, 4x, last Presley, 9/3 at HOU
Most Runs, Game.....	3, 8x, last Plouffe, 7/14 at NYY
Most Runs, Inning.....	1, many
Most Hits, Game.....	5, Mauer, 8/14 vs. CLE
Most Hits, Inning.....	2, Florimon, 5/8 at BOS
Most Doubles, Game.....	3, Pinto, 9/9 vs. LAA
Most Triples, Game.....	1, 15x, last Presley, 9/26 vs. CLE
Most Home Runs, Game.....	2, 7x, last Willingham, 9/10 vs. OAK
Grand Slams.....	1, 3x, last Colabello, 9/2 at HOU
Most Total Bases, Game.....	10, Parmelee, 6/22 at CLE
Most Extra Base Hits, Game.....	3, 3x, last Pinto, 9/9 vs. LAA
Most RBI, Game.....	6, Arcia, 9/22 at OAK
Most Walks, Game.....	3, 4x, last Dozier, 6/22 at CLE
Most Strikeouts, Game.....	4, 4x, last Parmelee, 9/29 vs. CLE
Longest Hitting-Strike.....	15, Mauer, 4/30-5/18
Consecutive Hits.....	6, Mauer, 4/15-16
Consecutive Hitless At-Bats.....	24, Carroll, 5/30-6/9
Most Stolen Bases, Game.....	2, Florimon, 8/28 vs. KC
Most Caught Stealing, Game.....	1, many
Most Ground Into Doubleplay, Game.....	1, many

TEAM PITCHING:

Most Runs Allowed.....	18, 9/11 vs. OAK
Most Runs, Inning.....	10, 9/11 vs. OAK
Most Hits Allowed.....	22, 9/11 vs. OAK
Most Hits Allowed, Inning.....	10, 9/11 vs. OAK
Consecutive Hits Allowed.....	7, 2x, last 4th inning, 9/11 vs. OAK
Most Home Runs Allowed, Game.....	4, 2x, last 9/16 at CWS
Most Strikeouts.....	16, 7/10 at TB
Most Walks.....	8, 5x, last 8/25 at CLE
Fewest Hits Allowed.....	2, 8/12 vs. CLE
Pitchers Used.....	8, 2x, last 8/14 vs. CLE
Consecutive Batters Retired.....	18, 5/7 at BOS
Scoreless Innings Streak.....	20, 6/1-4
Wild Pitches.....	3, 7/1 vs. NYY
Most Innings, Game, Relievers.....	9.1, 5/28 at MIL
Most Hits, Game, Relievers.....	14, 9/11 vs. OAK
Most Runs, Game, Relievers.....	11, 9/11 vs. OAK
Most Home Runs, Game, Relievers.....	4, 9/16 at CWS
Most Walks, Game, Relievers.....	5, 5/18 vs. BOS
Most Strikeouts, Game, Relievers.....	10, 2x, last 8/3 vs. HOU

INDIVIDUAL PITCHING:

Most Innings, Game, Starter.....	9.0, Albers, 8/12 vs. CLE
Most Innings, Game, Reliever.....	6.0, Hendriks, 9/21 at OAK
Most Hits, Starter.....	12, 2x, last Deduno, 8/7 at KC
Most Hits, Reliever.....	7, Pressly, 8/5 at KC
Most Runs, Starter.....	9, Worley, 4/12 vs. NYM
Most Runs, Reliever.....	7, Pressly, 8/5 at KC
Most Home Runs, Starter.....	3, 7x, last Diamond, 9/24 vs. DET
Most Home Runs, Reliever.....	3, De Vries, 9/16 at CWS
Most Walks, Starter.....	6, 2x, last Pelfrey, 8/25 at CLE
Most Walks, Reliever.....	3, 3x, last De Vries, 9/16 at CWS
Most Strikeouts, Starter.....	7, many
Most Strikeouts, Reliever.....	8, Hendriks, 9/27 vs. CLE
Win-Strike.....	3, 2x, last Deduno, 7/13-27
Losing-Strike.....	5, 2x, last Diamond, 6/26-9/12
Low-Hit Complete Game.....	2, Albers, 8/12
Most Consecutive Scoreless Innings.....	19.2, Thielbar, 5/20-7/8
Most Consecutive Batters Retired.....	15, 2x, last Albers, 8/6 at KC
Wild Pitches.....	2, 3x, last Diamond, 7/1 vs. NYY

TEAM & INDIVIDUAL FIELDING:

Errors, Game, Team.....	4, 9/20 at OAK
Errors, Game, Individual.....	2, 3x, last Escobar, 9/20 at OAK
Errors, Consecutive Games, Team.....	5, 9/11-15
Errors, Consecutive Games Without, Team.....	11, 2x, last 5/20-30
Doubleplays, Game, Team.....	4, 3x, last 7/14 at NYY
Opponents Doubleplays, Game, Team.....	2, many

TEAM MISCELLANEOUS:

Longest Winning Streak.....	5, 4/15-23
Longest Losing Streak.....	10, 5/14-24
Longest Game, Innings.....	14.0, 5/28 at MIL
Longest Game, Time (9 Innings).....	3:53, 5/18 vs. BOS
Longest Game, Time (Extra Innings).....	4:47, 7/10 at TB
Longest Delay.....	3:00 (inclement weather), 5/19 vs. BOS
Fastest Game, Time.....	2:21, 8/12 vs. CLE
Largest Margin, Victory.....	10, 6/2 vs. SEA
Largest Margin, Loss.....	15, 9/11 vs. OAK
Largest Home Attendance.....	39,317, 6/16 vs. DET
Home Sellouts.....	6, last 8/3 vs. HOU
Times Shut Out.....	15x, last 9/25 vs. DET

2013 SCORING BY INNINGS

	1	2	3	4	5	6	7	8	9	X-TRA	TOTAL
TWINS	65	64	75	67	62	65	77	77	43	19	614
OPPONENTS	120	79	89	99	95	92	83	73	47	11	788

GAMES DECIDED IN LAST AT-BAT

DATE	OPPONENT	SCORE	INN	NOTES
4/3	Detroit	3-2	9th	Escobar walk-off 2-RBI double off Coke in the 9th inning.
4/6	at Baltimore	6-5	9th	Morneau RBI-single in the 9th off Johnson.
4/8	at Kansas City	1-3	8th	Royals scored 3 in the 8th.
4/20	at Chicago-AL	2-1	10th	Escobar singles and Doumit scores from second on A. Ramirez throwing error.
5/3	at Cleveland	6-7	10th	Walk off solo home run by Drew Stubbs off Ryan Pressly.
5/6	at Boston	6-5	11th	Drew doubled off the green monster scoring Saltalamacchia, off Jared Burton.
5/10	Baltimore	6-9	10th	O's plate 3 in the top of 10th.
5/17	Boston	2-3	10th	Jonny Gomes sac-fly scored Pedroia in top 10.
5/21	at Atlanta	4-5	10th	Freddie Freeman singles in Heyward in bottom 10 with two outs.
5/23	at Detroit	6-7	8th	Fielder singles in Dirks in top 8th.
5/28	at Milwaukee	6-5	14th	Escobar sacrifice fly scores Hicks.
6/1	Seattle	5-4	9th	Doumit walk-off triple scoring 2 runs, Twins score 3 in bottom 9.
6/8	at Washington	4-3	11th	Doumit RBI single in the 11th.
6/12	Philadelphia	4-3	8th	Thomas RBI double in the 8th.
7/10	at Tampa Bay	3-4	13th	Zobrist walk-off RBI single off Pressly in the 13th.
7/23	at Los Angeles-AL	10-3	10th	Scored 7 in the 10th inning (Herrmann grand slam).
7/26	at Seattle	3-2	13th	Colabello 2-run home run in the 13th.
8/2	Houston	4-3	13th	Dozier walk-off RBI single in 13th.
8/9 (2)	at Chicago-AL	3-2	10th	Arcia solo homer in the 10th.
8/14	Cleveland	8-9	12th	Brantley with a sac fly in the 12th.
8/15	Chicago-AL	4-3	9th	Herrmann walk-off RBI single scoring Bernier in the 9th.
8/31	at Texas	1-2	9th	Martin walk-off RBI single in the bottom of the 9th.
9/2	at Houston	10-6	9th	Colabello with a 9th inning grand slam to break a 6-6 tie.
9/3	at Houston	9-6	12th	Mastroianni doubles in 2 runs in the 12th.
9/4	at Houston	5-6	9th	Crowe singles in Villar off Duensing to walk-off in the 9th.
9/15	Tampa Bay	6-4	8th	Pinto 3-run homer in the 8th.
9/19	at Oakland	6-8	8th	Crisp hit a 2-run homer in the bottom of 8th.
9/23	Detroit	4-3	11th	Pinto with a walk-off single in the 11th scoring Dozier.

TWINS IN EXTRA INNING GAMES (9-7)

DATE	OPPONENT	W/L	INN	RECORD AFTER	WINNING PITCHER	LOSING PITCHER	SAVE	DAY/NIGHT
Saturday, April 20	at Chicago-AL	W	10	7-7	Fien	Santiago	Perkins	D
Friday, May 3	at Cleveland	L	10	13-12	Perez	Fien		N
Monday, May 6	at Boston	L	11	13-15	Mortensen	Burton		N
Friday, May 10	Baltimore	L	10	16-16	Hunter	Swarzak	Johnson	N
Friday, May 17	Boston	L	10	18-20	Wilson	Roenicke	Uehara	N
Tuesday, May 21	at Atlanta	L	10	18-24	Kimbrel	Duensing		N
Tuesday, May 28	at Milwaukee	W	14	21-28	Pressly	Badenhop	Duensing	N
Saturday, June 8	at Washington	W	11	27-31	Roenicke	Stammen	Perkins	D
Wednesday, July 10	at Tampa Bay	L	13	37-51	Ramos	Pressly		N
Tuesday, July 23	at Los Angeles-AL	W	10	43-54	Perkins	Frieri		N
Friday, July 26	at Seattle	W	13	44-56	Duensing	Medina	Perkins	N
Friday, August 2	Houston	W	13	46-60	Pressly	Keuchel		N
Friday, August 9 (2)	at Chicago-AL	W	10	51-62	Duensing	Axelrod	Perkins	N
Wednesday, August 14	Cleveland	L	12	53-65	Perez	Pressly	Smith	D
Tuesday, September 3	at Houston	W	12	61-76	Thielbar	Chapman	Roenicke	N
Monday, September 23	Detroit	W	11	66-90	Swarzak	Putkonen		N

COME FROM BEHIND WINS

Win #	Date	Opponent	Largest Deficit	Inning	Final Score
1	4/3	DET	0-2	7th	3-2
2	4/4	DET	0-2	3rd	8-2
3	4/6	@BAL	0-2	2nd	6-5
4	4/7	@BAL	0-3	3rd	4-2
5	4/15	LAA	0-1	1st	8-2
6	4/20	@CWS	0-1	3rd	2-1
7	4/21	@CWS	0-2	7th	5-3
8	4/23	MIA	1-2	4th	4-3
9	5/8	@BOS	4-5	2nd	15-8
10	5/9	@BOS	0-2	4th	5-3
11	5/11	Bal	0-3	2nd	8-5
12	5/13	CWS	0-2	2nd	10-3
13	6/1	SEA	2-4	9th	5-4
14	6/8	@WAS	0-2	3rd	4-3
15	6/11	PHI	0-1	3rd	3-2
16	6/12	PHI	0-2	4th	4-3
17	6/15	DET	0-1	4th	6-3
18	6/19	CWS	0-1	1st	7-4
19	6/23	@CLE	1-2	4th	5-3
20	7/13	@NYY	0-1	1st	4-1
21	7/19	CLE	0-2	5th	3-2
22	7/20	CLE	0-2	6th	3-2
23	7/22	@LAA	0-1	2nd	4-3
24	7/24	@LAA	2-1	7th	10-3
25	7/26	@SEA	0-1	9th	3-2
26	8/2	HOU	1-2	8th	4-3
27	8/3	HOU	4-3	7th	6-4
28	8/9	@CWS	1-3	7th	7-5
29	8/9 (2)	@CWS	1-2	8th	3-2
30	8/15	CWS	0-3	5th	4-3
31	8/22	@DET	1-2	4th	7-6
32	8/23	@CLE	0-1	2nd	5-1
33	8/30	@TEX	0-2	7th	3-2
34	9/1	@TEX	0-1	5th	4-2
35	9/2	@HOU	0-3	2nd	10-6
36	9/9	LAA	2-3	5th	6-3
37	9/10	OAK	2-3	8th	4-3
38	9/15	TB	2-4	8th	6-4
39	9/23	DET	0-3	8th	4-3

BLOWN LEADS

Loss #	Date	Opponent	Largest Lead	Inning	Final Score
1	4/5	@BAL	4-1	4th	5-9
2	4/8	@KC	1-0	8th	1-3
3	4/9	@KC	1-0	1st	4-7
4	4/29	@DET	3-1	6th	3-4
5	5/3	@CLE	0-2	3rd	6-7
6	5/6	@BOS	3-1	4th	5-6
7	5/10	BAL	6-0	5th	6-9
8	5/15	CWS	2-0	3rd	4-9
9	5/17	CWS	2-1	7th	2-3
10	5/21	@ATL	4-3	9th	5-4
11	5/23	@DET	5-3	7th	6-7
12	6/5	@KC	1-0	1st	1-4
13	6/6	@KC	3-0	1st	3-7
14	6/9(2)	@WAS	4-2	4th	4-5
15	6/13	PHI	2-1	7th	2-3
16	6/22	@CLE	2-0	1st	7-8
17	6/25	@MIA	1-0	5th	2-4
18	6/26	@MIA	3-0	5th	3-5
19	6/30	KC	1-0	2nd	8-9
20	7/1	NYY	3-1	2nd	4-10
21	7/2	NYY	1-0	4th	3-7
22	7/3	NYY	1-0	5th	2-3
23	7/10	@TB	3-1	6th	3-4
24	7/28	@SEA	2-0	3rd	4-6
25	7/30	KC	1-0	3rd	2-7
26	8/7	@KC	1-0	3rd	2-5
27	8/10	@CWS	4-3	6th	4-5
28	8/13	CLE	1-0	3rd	2-5
29	8/14	CLE	7-3	8th	8-9
30	8/16	CWS	1-0	2nd	2-5
31	8/17	CWS	3-1	4th	5-8
32	8/21	@DET	1-0	7th	1-7
33	8/31	@TEX	1-0	1st	1-2
34	9/19	@OAK	3-2	6th	6-8
35	9/22	@OAK	1-0	2nd	7-11

OUTFIELD ASSISTS

Hicks.....	9
Parmelee.....	6
Thomas.....	6
Willingham.....	5
Arcia.....	5
Doumit.....	5
Herrmann.....	3
Presley.....	2
Colabello.....	1
Ramirez.....	1
Mastroianni.....	1
Total.....	44

TWINS IN APRIL

PLAYER	AVG	G	AB	R	H	2B	3B	HR	RBI	SH	SF	HB	BB	SO	SB	CS	E	OBP
Arcia, O	.216	11	37	4	8	1	0	2	7	0	0	0	3	9	0	0	1	.275
Carroll, J	.300	9	20	4	6	0	0	0	2	0	0	0	1	4	0	0	0	.333
Doumit, R	.194	20	67	7	13	7	0	0	6	0	0	1	6	16	0	0	1	.270
RIGHT	.316		19		6	4	0	0	2	0	0	1	2	3				.409
LEFT	.146		48		7	3	0	0	4	0	0	0	4	13				.212
Dozier, B	.243	19	70	9	17	1	2	0	8	1	2	0	6	14	1	1	1	.295
Escobar, E	.378	16	37	6	14	1	1	1	5	0	0	0	1	3	0	1	0	.395
RIGHT	.500		10		5	1	0	0	2	0	0	0	0	1				.500
LEFT	.333		27		9	0	1	1	3	0	0	0	1	2				.357
Florimon, P	.233	17	43	3	10	2	0	0	6	1	1	1	6	8	1	0	4	.333
RIGHT	.000		9		0	0	0	0	2	1	1	0	1	1				.091
LEFT	.294		34		10	2	0	0	4	0	0	1	5	7				.400
Hicks, A	.113	21	71	10	8	1	0	0	8	0	1	0	11	26	3	1	0	.229
RIGHT	.133		15		2	1	0	0	3	0	1	0	2	4				.222
LEFT	.107		56		6	0	0	0	5	0	0	0	9	22				.231
Mastroianni, D	.222	8	9	1	2	0	0	0	0	0	0	0	1	1	1	1	0	.300
Mauer, J	.287	23	94	11	27	5	0	2	8	0	0	0	10	18	0	0	2	.356
Morneau, J	.253	22	87	9	22	5	0	2	11	0	0	0	7	11	0	0	0	.309
Parmelee, C	.221	21	68	5	15	2	0	1	6	0	2	1	7	17	1	1	0	.295
Plouffe, T	.217	20	69	9	15	3	1	2	4	1	1	3	6	14	1	0	2	.304
Ramirez, W	.381	10	21	3	8	2	0	0	4	0	1	0	1	6	0	0	0	.391
Willingham, J	.250	20	68	11	17	5	0	5	13	0	0	3	14	23	1	0	0	.400
Pitchers	.000	23	0	0	0	0	0	0	0	0	0	0	0	0	0	0	2	.000
MINNESOTA	.239	23	761	92	182	35	4	15	88	3	8	9	80	170	9	5	13	.316
DH	.225	23	89	14	20	7	0	2	11	0	0	1	10	21	0	0	0	.310
OPPONENT	.279	23	796	99	222	47	4	16	96	3	3	3	53	128	5	6	13	.325

PITCHER	W	L	ERA	G	GS	CG	SH	SV	IP	H	R	ER	HR	HB	BB	SO	WP	BK	BAA
Burton, J	0	0	0.96	10	0	0	0	0	9.1	5	1	1	0	2	2	12	2	0	.161
Correia, K	3	1	2.23	5	5	0	0	0	36.1	34	9	9	2	0	5	15	0	0	.252
Diamond, S	1	2	4.32	3	3	0	0	0	16.2	24	9	8	2	0	2	10	2	0	.364
Duensing, B	0	0	2.16	10	0	0	0	0	8.1	8	2	2	0	0	3	7	0	0	.250
Fien, C	1	1	4.00	11	0	0	0	0	9.0	6	4	4	0	0	3	8	0	0	.188
Hendriks, L	0	1	4.66	2	2	0	0	0	9.2	12	5	5	1	1	1	5	0	0	.293
Hernandez, P	1	0	2.35	4	2	0	0	0	15.1	14	4	4	2	0	4	7	0	0	.246
Pelfrey, M	2	3	7.66	5	5	0	0	0	22.1	36	21	19	2	0	7	7	0	0	.356
Perkins, G	1	0	4.15	9	0	0	0	6	8.2	4	4	4	0	0	4	13	0	0	.138
Pressly, R	0	0	1.69	7	0	0	0	0	10.2	11	6	2	0	0	6	8	1	0	.256
Robertson, T	0	0	9.00	2	0	0	0	0	1.0	1	1	1	1	0	0	2	0	0	.250
Roenicke, J	1	0	1.50	8	0	0	0	0	12.0	9	2	2	2	0	5	7	1	0	.200
Swarzak, A	1	0	1.93	6	0	0	0	0	14.0	12	5	3	0	0	2	10	1	0	.226
Worley, V	0	4	7.22	6	6	0	0	0	28.2	46	26	23	4	0	9	17	1	0	.362
MINNESOTA	11	12	3.88	23	23	0	1	6	202.0	222	99	87	16	3	53	128	8	0	.279
OPPONENTS	12	11	3.89	23	23	0	1	9	201.1	182	92	87	15	9	80	170	11	2	.239

2013 TWINS ON DISABLED LIST

Player	Injury	Date On (Retro)	Date Off	Games Missed
Scott Diamond	Left elbow arthroscopy (rehabbing from offseason surgery)	3/22	4/13	10
Anthony Swarzak	Left side rib fractures	3/22	4/7	5
Tim Wood	Right rotator cuff strain (transferred to 60-day May 24)	3/29 (3/24)	Released 8/28	130
Cole De Vries	Right forearm strain	4/7 (3/30)	5/18	38
Darin Mastroianni	Left ankle stress reaction (transferred to 60-day May 22)	4/16	8/15	106
Trevor Plouffe	Concussion-like symptoms	5/22	5/29	7
Wilkin Ramirez	Concussion-like symptoms	5/26	8/12	69
Trevor Plouffe	Left calf strain	5/30 (5/29)	6/14	14
Aaron Hicks	Left hamstring strain	6/10	7/2	19
Mike Pelfrey	Back strain	6/23 (6/19)	7/5	15
Josh Willingham	Medial meniscus tear and left knee bone bruise (surgery on 7/3)	7/2 (7/1)	8/9	33
Ryan Doumit	Concussion-like symptoms	8/9 (8/8)	8/16	8
Joe Mauer	Concussion-like symptoms	8/20	--	39
Wilkin Ramirez	Fractured left tibia	8/30	--	30
Samuel Deduno	Right shoulder soreness	8/30	--	30

TWINS IN MAY

PLAYER	AVG	G	AB	R	H	2B	3B	HR	RBI	SH	SF	HB	BB	SO	SB	CS	E	OBP
Arcia, O	.279	19	61	7	17	4	1	2	7	0	0	1	5	21	0	1	0	.343
Carroll, J	.218	18	78	9	17	3	0	0	4	0	0	0	6	16	0	0	0	.274
Colabello, C	.091	5	11	0	1	0	0	0	0	0	0	0	0	6	0	0	0	.091
Doumit, R	.236	25	89	12	21	3	0	5	19	0	3	0	9	15	1	0	1	.297
RIGHT	.200		25		5	0	0	1	3	0	1	0	2	5				.250
LEFT	.250		64		16	3	0	4	16	0	2	0	7	10				.315
Dozier, B	.190	22	84	11	16	2	0	2	5	1	0	1	3	21	5	3	1	.227
Escobar, E	.095	19	42	4	4	1	0	1	2	0	1	0	4	7	0	0	2	.170
RIGHT	.000		11		0	0	0	0	0	0	0	0	2	0				.154
LEFT	.129		31		4	1	0	1	2	0	1	0	2	7				.176
Florimon, P	.289	24	76	12	22	5	0	2	11	1	0	0	7	17	5	0	0	.349
RIGHT	.176		17		3	2	0	0	3	0	0	0	0	4				.176
LEFT	.322		59		19	3	0	2	8	1	0	0	7	13				.394
Herrmann, C	.333	2	3	0	1	0	0	0	1	1	0	0	0	0	0	0	0	.333
Hicks, A	.202	27	94	12	19	4	1	6	10	0	0	0	6	23	1	1	0	.250
RIGHT	.350		20		7	1	0	3	5	0	0	0	2	4				.409
LEFT	.162		74		12	3	1	3	5	0	0	0	0	19				.205
Mauer, J	.371	26	105	22	39	12	0	3	10	0	0	0	16	31	0	0	0	.455
Morneau, J	.315	28	111	15	35	8	0	0	23	0	5	3	8	22	0	0	0	.362
Parmelee, C	.243	25	74	7	18	2	0	4	8	0	0	1	7	21	0	0	0	.317
Plouffe, T	.292	17	65	8	19	6	0	2	13	0	1	2	6	13	0	0	3	.365
Ramirez, W	.125	13	24	0	3	1	0	0	1	0	0	1	0	8	0	0	0	.160
Willingham, J	.184	28	98	11	18	5	0	4	12	0	0	4	19	32	0	0	0	.339
Pitchers	.000	29	8	0	0	0	0	0	0	2	0	0	0	5	0	0	1	.000
MINNESOTA	.244	29	1023	130	250	56	2	31	126	5	10	13	96	258	12	5	8	.314
DH	.287	29	94	12	27	8	0	3	14	0	2	2	9	29	0	0	0	.355
OPPONENT	.295	29	1039	149	306	56	6	38	148	7	12	12	87	172	12	3	18	.352

PITCHER	W	L	ERA	G	GS	C6	SH	SV	IP	H	R	ER	HR	HB	BB	SO	WP	BK	BAA
Burton, J	0	2	2.76	16	0	0	0	2	16.1	15	5	5	1	1	8	14	0	0	.234
Correia, K	2	3	6.26	5	5	0	0	0	27.1	39	19	19	8	2	5	11	0	0	.351
Deduno, S	1	1	5.11	2	2	0	0	0	12.1	13	7	7	1	3	5	4	0	1	.260
Diamond, S	2	2	5.67	6	6	0	0	0	33.1	41	21	21	5	1	8	13	0	0	.308
Duensing, B	0	1	6.00	15	0	0	0	1	12.0	15	8	8	0	0	6	10	1	0	.313
Fien, C	0	1	5.40	15	0	0	0	0	13.1	10	8	8	3	0	4	14	0	0	.217
Hernandez, P	1	1	9.00	4	4	0	0	0	17.0	30	17	17	4	0	6	10	0	1	.385
Peifrey, M	1	3	5.90	6	6	0	0	0	29.0	36	19	19	4	1	12	19	0	0	.310
Perkins, G	0	0	2.45	11	0	0	0	5	11.0	10	3	3	2	1	2	18	0	0	.238
Pressly, R	2	0	1.10	10	0	0	0	0	16.1	9	2	2	0	0	5	11	0	0	.161
Roenicke, J	0	1	4.02	13	0	0	0	0	15.2	11	7	7	2	0	10	11	3	0	.204
Swarzak, A	0	1	3.97	10	0	0	0	0	22.2	21	10	10	2	0	6	14	0	0	.263
Thielbar, C	0	0	0.00	5	0	0	0	0	6.1	2	0	0	0	0	2	8	0	0	.095
Walters, P	2	0	4.50	2	2	0	0	0	12.0	18	6	6	1	0	2	7	0	0	.346
Worley, V	1	1	7.20	4	4	0	0	0	20.0	36	17	16	5	3	6	8	0	0	.409
Minnesota	12	17	5.03	29	29	0	0	8	264.2	306	149	148	38	12	87	172	4	2	.295
Opponents	17	12	3.93	29	29	1	3	6	268.0	250	130	117	31	13	96	258	8	1	.244

TWINS RELIEVERS IN 2013

First Batter

Pitcher	H/AB	AVG	SV/OPP	HOLD	IR/IRS	IRS %
Burton	11/67	.164	2/7	27	11/2	18.2%
Carroll	0/1	.000	0/0	0	0/0	...
De Vries	0/2	.000	0/0	0	0/0	...
Duensing	20/68	.294	1/4	15	57/18	31.6%
Fien	12/68	.176	0/2	17	44/6	13.6%
Hendriks	1/1	1.000	0/0	0	0/0	...
Hernandez	4/9	.444	0/0	0	3/3	100.0%
Martis	1/5	.200	0/0	0	3/1	33.3%
Perkins	11/58	.190	36/40	0	4/3	75.0%
Pressly	14/45	.311	0/0	1	28/10	35.7%
Robertson	1/2	.500	0/0	1	6/3	50.0%
Roenicke	14/54	.259	1/3	12	41/15	36.6%
Swarzak	15/42	.357	0/2	3	29/12	41.4%
Tonkin	3/9	.333	0/0	0	10/2	20.0%
Thielbar	7/44	.176	0/0	1	33/12	36.4%
TEAM	114/475	.240	40/58	77	269/87	32.3%

TWINS IN JUNE

PLAYER	AVG	G	AB	R	H	2B	3B	HR	RBI	SH	SF	HB	BB	SO	SB	CS	E	OBP
Arcia, O	.328	8	64	8	21	5	0	2	10	0	0	1	6	16	0	1	0	.394
Carroll, J	.167	13	36	2	6	1	0	0	0	1	0	0	4	1	1	0	1	.250
Colabello, C	.200	2	5	0	1	0	0	0	0	0	0	0	0	1	0	0	0	.200
Doumit, R	.258	23	89	9	23	5	1	3	10	0	0	0	9	13	0	0	0	.327
RIGHT	.323		31		10	3	0	0	0	0	0	0	1	3				.344
LEFT	.224		58		13	2	1	3	10	0	0	0	8	10				.318
Dozier, B	.257	26	74	12	19	4	0	5	13	0	0	1	15	14	0	2	0	.389
Escobar, E	.205	13	39	6	8	0	1	1	2	1	0	0	4	8	0	0	1	.279
RIGHT	.250		8		2	0	0	1	1	1	0	0	0	3				.250
LEFT	.194		31		6	0	1	0	1	0	0	0	4	5				.286
Florimo, P	.173	23	75	4	13	2	0	1	7	1	2	0	5	21	1	1	4	.220
RIGHT	.111		18		2	0	0	0	2	1	0	1	5					.150
LEFT	.193		57		11	2	0	1	5	0	1	0	4	16				.242
Herrmann, C	.500	5	10	3	5	1	0	1	3	0	0	0	2	1	0	0	0	.583
Hicks, A	.280	7	25	2	7	1	1	0	1	2	0	0	1	7	0	0	0	.308
RIGHT	.400		5		2	0	0	0	0	0	0	1	2					.500
LEFT	.250		20		5	1	1	0	0	1	2	0	0	5				.250
Mauer, J	.297	25	101	16	30	7	0	3	8	0	0	0	16	15	0	0	0	.393
Morneau, J	.298	23	84	10	25	9	0	2	14	0	0	0	6	18	0	0	2	.344
Parmelee, C	.217	24	60	5	13	5	0	2	3	0	0	0	9	13	0	0	0	.319
Plouffe, T	.321	14	53	6	17	2	0	3	13	0	1	0	3	9	0	0	1	.351
Thomas, C	.269	22	78	14	21	4	0	3	7	0	0	0	8	22	0	3	3	.337
Willingham, J	.250	22	80	10	20	3	0	1	12	0	1	5	6	22	0	0	0	.337
Pitchers	.091	26	11	0	1	0	0	0	0	1	0	0	0	6	0	0	2	.091
MINNESOTA	.260	26	884	107	230	49	3	27	103	6	4	7	94	187	2	7	14	.335
DH	.244	26	82	15	20	6	0	3	11	0	1	1	11	13	0	0	0	.337
OPPONENT	.276	26	889	109	245	51	4	22	105	2	6	4	67	160	10	5	20	.327

PITCHER	W	L	ERA	G	GS	CG	SH	SV	IP	H	R	ER	HR	HB	BB	SO	WP	BK	BAA
Burton, J	1	3	7.45	10	0	0	0	0	9.2	14	9	8	2	0	6	7	0	0	.326
Correia, K	1	1	4.29	6	6	0	0	0	35.2	41	17	17	5	0	8	27	0	0	.281
Deduno, S	3	1	2.61	5	5	0	0	0	31.0	28	10	9	1	1	9	20	1	0	.248
Diamond, S	2	3	5.74	5	5	0	0	0	26.2	34	19	17	3	0	6	13	0	0	.309
Duensing, B	2	0	2.25	13	0	0	0	0	8.0	7	2	2	1	1	2	9	0	0	.226
Fien, C	0	0	0.87	11	0	0	0	0	10.1	6	1	1	1	0	0	14	2	0	.167
Gibson, K	1	0	3.00	1	1	0	0	0	6.0	8	2	2	0	1	0	5	0	0	.320
Hernandez, P	1	0	3.60	1	1	0	0	0	5.0	3	2	2	0	0	6	2	0	0	.188
Pelfrey, M	0	0	4.66	3	3	0	0	0	19.1	22	10	10	1	0	2	12	0	0	.293
Perkins, G	0	0	0.00	11	0	0	0	9	11.0	4	0	0	0	0	1	12	0	0	.111
Pressly, R	0	0	5.91	8	0	0	0	0	10.2	16	7	7	1	0	4	6	3	0	.364
Roenicke, J	1	0	5.14	11	0	0	0	0	7.0	11	4	4	1	0	3	4	2	0	.367
Swarzak, A	0	1	2.81	7	0	0	0	0	16.0	19	5	5	2	0	2	12	0	0	.302
Thielbar, C	1	0	0.00	9	0	0	0	0	9.1	3	0	0	0	0	5	5	0	0	.107
Walters, P	0	4	6.85	5	5	0	0	0	22.1	29	21	17	4	1	13	12	0	0	.312
MINNESOTA	13	13	3.99	26	26	0	2	9	228.0	245	109	101	22	4	67	160	8	0	.276
OPPONENTS	13	13	3.82	26	26	0	2	0	226.1	230	107	96	27	7	94	187	15	0	.260

RECORD WHEN...

Runs	Scoring	Allowing	Runs	Scoring	Allowing
0	0 - 15	7 - 0	6	12 - 5	5 - 12
1	0 - 21	6 - 2	7	6 - 2	0 - 14
2	1 - 19	17 - 4	8	6 - 2	1 - 8
3	11 - 13	19 - 9	9	1 - 0	0 - 8
4	16 - 8	6 - 15	10+	6 - 0	0 - 11
5	7 - 11	5 - 13	Totals	66 - 96	66 - 96

TWINS IN JULY

PLAYER	AVG	G	AB	R	H	2B	3B	HR	RBI	SH	SF	HB	BB	SO	SB	CS	E	OBP
Arcia, O	.159	11	44	1	7	1	0	0	1	0	0	1	1	17	1	0	0	.196
Bernier, D	.333	6	12	0	4	2	0	0	2	0	0	1	2	4	1	1	0	.467
Butera, D	.000	2	3	0	0	0	0	0	0	0	0	0	0	1	0	0	0	.000
Carroll, J	.222	12	36	4	8	1	0	0	3	0	0	1	1	11	1	0	1	.263
Colabello, C	.216	11	37	5	8	0	0	2	5	0	0	1	1	11	0	0	0	.256
Doumit, R	.274	25	95	9	26	7	0	1	8	0	1	0	8	20	0	0	1	.327
RIGHT	.296		27		8	2	0	0	3	0	0	0	1	4				.321
LEFT	.265		68		18	5	0	1	5	0	1	0	7	16				.329
Dozier, B	.240	23	96	10	23	11	0	2	11	1	0	2	6	18	2	0	1	.298
Escobar, E	.154	7	13	4	2	0	0	0	0	0	0	0	0	1	5	0	0	.214
RIGHT	.000		6		0	0	0	0	0	0	0	0	1	2				.143
LEFT	.286		7		2	0	0	0	0	0	0	0	0	3				.286
Florimon, P	.227	23	75	12	17	3	0	4	11	0	0	0	3	25	1	2	2	.256
RIGHT	.200		15		3	0	0	0	1	0	0	0	1	3				.250
LEFT	.233		60		14	3	0	4	10	0	0	0	2	22				.258
Herrmann, C	.212	8	33	2	7	2	0	1	6	0	0	0	3	13	0	0	0	.278
Hicks, A	.230	25	87	13	20	5	1	2	8	2	1	2	6	26	5	1	0	.292
RIGHT	.095		21		2	0	0	1	3	0	0	0	2	8				.174
LEFT	.273		66		18	5	1	1	5	2	1	2	4	18				.329
Mauer, J	.360	20	75	2	27	7	0	0	9	0	1	0	11	15	0	1	0	.437
Morneau, J	.175	25	97	10	17	3	0	4	5	0	0	3	9	23	0	0	0	.266
Parmelee, C	.200	13	40	2	8	3	0	1	3	0	1	0	4	15	0	0	2	.267
Plouffe, T	.189	25	90	7	17	1	0	3	8	0	0	0	4	26	0	0	1	.223
Thomas, C	.182	23	77	8	14	3	0	1	6	0	0	0	8	23	0	0	0	.259
Pitchers	.000	26	0	0	0	0	0	0	0	0	0	0	0	0	0	0	2	.000
MINNESOTA	.225	26	910	89	205	49	1	21	86	3	4	11	68	253	11	5	11	.286
DH	.214	26	103	9	22	3	0	2	6	0	1	3	5	25	0	0	0	.265
OPPONENTS	.265	26	893	115	237	45	7	25	112	4	9	5	84	158	10	8	17	.329

PITCHER	W	L	ERA	G	GS	CG	SH	SV	IP	H	R	ER	HR	HB	BB	SO	WP	BK	BAA
Burton, J	0	1	2.53	13	0	0	0	0	10.2	8	3	3	0	0	2	10	0	0	.205
Correia, K	1	2	6.12	5	5	0	0	0	25.0	35	17	17	4	0	10	15	0	0	.347
Deduno, S	3	2	3.00	5	5	0	0	0	33.0	28	11	11	2	0	14	18	3	0	.235
Diamond, S	0	2	4.85	5	5	0	0	0	26.0	28	16	14	6	0	12	8	2	0	.264
Duensing, B	1	0	7.15	11	0	0	0	0	11.1	20	10	9	1	1	7	9	1	0	.292
Fien, C	1	0	0.75	13	0	0	0	0	12.0	9	1	1	0	0	1	13	0	0	.214
Gibson, K	1	3	6.91	5	5	0	0	0	27.1	32	22	21	4	2	11	13	3	0	.296
Pelfrey, M	1	3	3.25	5	5	0	0	0	27.2	28	10	10	3	2	9	21	0	0	.267
Perkins, G	1	0	1.74	10	0	0	0	5	10.1	10	2	2	1	0	3	8	0	0	.263
Pressly, R	0	2	4.85	8	0	0	0	0	13.0	11	7	7	0	0	4	10	0	0	.234
Roenicke, J	0	0	3.24	10	0	0	0	0	8.1	6	3	3	0	0	4	9	0	0	.200
Swarzak, A	0	0	4.50	8	0	0	0	0	12.0	14	6	6	2	0	2	8	0	0	.292
Thielbar, C	0	1	1.69	11	0	0	0	0	10.2	4	4	2	2	0	2	12	0	0	.111
Tonkin, M	0	0	0.00	1	0	0	0	0	1.1	0	0	0	0	0	0	1	0	0	.000
Walters, P	0	1	5.40	1	1	0	0	0	5.0	4	3	3	0	0	3	3	0	0	.211
MINNESOTA	9	17	4.20	26	26	0	2	5	233.2	237	115	109	25	5	84	158	9	0	.265
OPPONENTS	17	9	2.99	26	26	0	3	9	241.0	205	89	80	21	11	68	253	10	0	.225

PLAYER	MULTI-HIT GAMES					MULTI-RBI GAMES					LAST HOME RUN HIT			
	2H	3H	4H	5H	TOTAL	2RBI	3RBI	4RBI	5+RBI	TOTAL	DATE	OPP	ON	PITCHER
Arcia	20	3	1	0	24	4	2	0	1	7	9/22/13	@OAK	2	Gray
Bernier	1	0	0	0	1	0	0	0	0	0
Carroll	8	3	0	0	11	0	0	0	0	0	9/3/12	@CWS	0	Santiago
Colabello	8	0	0	0	8	2	1	0	1	4	9/6/13	TOR	1	Dickey
Doumit	23	6	0	0	29	14	1	0	0	15	9/24/13	DET	0	Fister
Dozier	26	8	0	0	34	8	4	1	0	13	9/23/13	DET	0	Benoit
Escobar	10	2	0	0	12	2	0	0	0	2	6/20/13	CWS	0	Danks
Florimon	21	1	0	0	22	8	3	0	0	11	9/27/13	CLE	1	Kluber
Fryer	0	0	0	0	0	0	0	0	0	0	9/11/13	OAK	0	Milone
Herrmann	4	3	0	0	7	3	0	1	0	4	8/30/13	@TEX	1	Darvish
Hicks	5	2	1	0	8	5	1	0	0	6	7/14/13	@NYY	2	Sabathia
Mastroianni	1	1	0	0	2	0	1	0	0	1	8/13/12	DET	0	Sanchez
Mauer	24	13	2	1	40	8	2	1	0	11	8/16/13	CWS	0	Quintana
Morneau	33	5	1	0	39	13	3	2	1	19	8/30/13	@TEX	0	Darvish
Parmelee	12	3	0	0	15	6	0	0	0	6	7/1/13	NYN	0	Pettitte
Pinto	6	1	1	0	8	1	1	0	0	2	9/26/13	CLE	1	Perez
Plouffe	21	5	1	0	27	8	4	0	0	12	9/3/13	@HOU	1	Cosart
Presley	11	4	0	0	15	1	1	0	0	2	9/4/13	@HOU	2	Lyles
Ramirez	4	0	0	0	4	0	0	0	0	0	5/20/09	TEX	0	Harrison
Thomas	10	1	1	0	12	3	0	0	0	3	7/22/13	@LAA	0	Blanton
Willingham	16	0	0	0	16	5	3	1	0	9	9/10/13	OAK	1	Cook

TWINS BEFORE THE ALL-STAR BREAK

PLAYER	AVG	G	AB	R	H	2B	3B	HR	RBI	SH	SF	HB	BB	SO	SB	CS	E	OBP
Arcia, O	.257	59	206	20	53	11	1	6	25	0	0	0	15	63	1	2	1	.317
Carroll, J	.219	45	151	17	33	5	0	0	9	1	0	0	12	28	1	0	2	.276
Colabello, C	.125	7	16	0	2	0	0	0	0	0	0	0	0	7	0	0	0	.125
Doumit, R	.237	81	295	32	70	17	1	9	39	0	4	1	25	52	1	0	2	.295
RIGHT	.301		93		28	8	0	1	7	0	1	1	6	15				.347
LEFT	.208		202		42	9	1	8	32	0	3	0	19	37				.272
Dozier, B	.235	81	285	38	67	15	2	8	35	2	2	4	28	57	8	6	3	.310
Escobar, E	.214	55	131	20	28	2	2	3	9	1	1	0	10	23	0	1	4	.268
RIGHT	.200		35		7	1	0	1	3	1	0	0	3	6				.263
LEFT	.219		96		21	1	2	2	6	0	1	0	7	17				.269
Florimon, P	.235	77	234	24	55	10	0	5	31	3	3	1	20	55	8	2	8	.295
RIGHT	.125		56		7	2	0	0	8	2	2	0	2	13				.150
LEFT	.270		178		48	8	0	5	23	1	1	1	18	42				.338
Herrmann, C	.462	7	13	3	6	1	0	1	4	1	0	0	2	1	0	0	0	.533
Hicks, A	.197	68	238	35	47	10	3	8	24	2	1	1	21	72	6	2	0	.264
RIGHT	.232		56		13	2	0	4	11	0	1	0	7	17				.313
LEFT	.187		182		34	8	3	4	13	2	0	1	14	55				.249
Mastroianni, D	.222	8	9	1	2	0	0	0	0	0	0	0	1	1	1	1	0	.300
Mauer, J	.320	88	353	50	113	30	0	8	32	0	1	0	49	75	0	0	2	.402
Morneau, J	.273	86	330	38	90	23	0	7	52	0	5	6	25	62	0	0	2	.331
Parmelee, C	.223	83	242	19	54	12	0	8	20	0	3	2	27	66	1	1	2	.303
Plouffe, T	.265	64	238	30	63	11	1	10	34	1	3	5	17	49	1	0	6	.323
Ramirez, W	.244	23	45	3	11	3	0	0	5	0	1	1	1	14	0	0	0	.271
Thomas, C	.234	33	111	17	26	4	0	3	8	0	0	0	12	32	0	3	3	.309
Willingham, J	.224	70	246	32	55	13	0	10	37	0	1	12	39	77	1	0	0	.356
Pitchers	.053	92	19	0	1	0	0	0	0	3	0	0	0	11	0	0	7	.053
MINNESOTA	.245	92	3162	379	776	167	10	86	364	14	25	36	304	745	29	18	42	.316
DH	.253	92	320	47	81	23	0	10	40	0	4	6	34	70	0	0	0	.332
OPPONENTS	.283	92	3199	427	904	181	18	90	417	15	25	21	260	538	34	20	58	.338

PITCHER	W	L	ERA	G	GS	CG	SH	SV	IP	H	R	ER	HR	HB	BB	SO	WP	BK	BAA
Burton, J	1	6	3.67	43	0	0	0	2	41.2	40	18	17	3	3	18	36	2	0	.247
Correia, K	6	6	4.23	18	18	0	0	0	110.2	129	52	52	17	2	26	62	0	0	.296
Deduno, S	5	4	3.61	10	10	0	0	0	62.1	62	26	25	4	4	20	31	3	1	.262
Diamond, S	5	8	5.32	17	17	0	0	0	91.1	115	58	54	15	1	24	43	4	0	.313
Duensing, B	2	1	4.67	44	0	0	0	1	34.2	42	19	18	1	1	16	30	2	0	.300
Fien, C	1	2	3.03	44	0	0	0	0	38.2	24	13	13	4	0	7	42	2	0	.179
Gibson, K	2	2	6.45	4	4	0	0	0	22.1	28	17	16	0	3	9	11	2	0	.315
Hendriks, L	0	1	4.66	2	2	0	0	0	9.2	12	5	5	1	1	1	5	0	0	.293
Hernandez, P	3	1	5.54	9	7	0	0	0	37.1	47	23	23	6	0	16	19	0	1	.311
Pelfrey, M	4	7	5.55	16	16	0	0	0	82.2	105	53	51	9	1	24	45	0	0	.313
Perkins, G	1	0	1.82	35	0	0	0	21	34.2	21	7	7	2	1	7	47	0	0	.172
Pressly, R	2	2	3.09	30	0	0	0	0	43.2	42	19	15	1	0	17	30	4	0	.255
Robertson, T	0	0	9.00	2	0	0	0	0	1.0	1	1	1	1	0	0	2	0	0	.250
Roenicke, J	2	1	3.76	37	0	0	0	0	38.1	34	16	16	5	0	21	25	6	0	.238
Swarzak, A	1	2	3.55	27	0	0	0	0	58.1	62	25	23	5	0	12	41	1	0	.281
Thielbar, C	1	0	0.83	20	0	0	0	0	21.2	7	2	2	2	0	9	21	0	0	.103
Tonkin, M	0	0	0.00	1	0	0	0	0	1.1	0	0	0	0	0	0	1	0	0	.000
Walters, P	2	5	5.95	8	8	0	0	0	39.1	51	30	26	5	1	18	22	0	0	.311
Worley, V	1	5	7.21	10	10	0	0	0	48.2	82	43	39	9	3	15	25	1	0	.381
MINNESOTA	39	53	4.43	92	92	0	4	24	818.1	904	427	403	90	21	260	538	27	2	.283
OPPONENTS	53	39	3.75	92	92	1	8	29	825.2	776	379	344	86	36	304	745	37	3	.245

TWINS IN AUGUST

PLAYER	AVG	G	AB	R	H	2B	3B	HR	RBI	SH	SF	HB	BB	SO	SB	CS	E	OBP
Arcia, O	.243	18	70	6	17	4	1	4	7	0	0	0	4	27	0	0	1	.284
Bernier, D	.212	14	33	5	7	0	0	0	2	2	0	0	4	9	1	0	0	.297
Carroll, J	.333	6	21	2	7	1	0	0	0	0	0	0	1	7	0	0	0	.231
Colabello, C	.173	17	52	4	9	1	0	2	3	0	0	0	10	21	0	1	1	.306
Doumit, R	.216	20	74	2	16	1	0	2	6	0	0	0	9	18	0	0	0	.301
RIGHT	.261		23		6	0	0	0	0	0	0	0	2	2				.320
LEFT	.196		51		10	1	0	2	6	0	0	0	7	16				.293
Dozier, B	.276	30	127	19	35	11	2	6	20	0	2	1	11	28	2	0	1	.333
Florimon, P	.200	23	65	8	13	2	0	1	2	2	0	1	6	23	4	2	2	.278
RIGHT	.263		19		5	1	0	0	0	1	0	1	1	5				.333
LEFT	.174		46		8	1	0	1	2	1	0	0	5	18				.255
Herrmann, C	.169	27	71	6	12	4	0	2	7	1	0	0	9	26	0	1	1	.263
Hicks, A	.000	1	4	0	0	0	0	0	0	0	0	0	0	2	0	0	0	.000
Mastroianni, D	.000	2	5	0	0	0	0	0	0	1	0	0	0	2	0	0	0	.000
Mauer, J	.300	19	70	11	21	4	0	3	12	0	1	0	8	10	0	0	1	.367
Morneau, J	.250	29	116	12	29	7	0	9	21	0	0	0	7	24	0	0	1	.293
Plouffe, T	.196	26	97	6	19	7	0	2	4	0	0	1	8	27	1	0	4	.264
Ramirez, W	.306	12	36	2	11	3	1	0	1	0	0	0	2	9	0	0	0	.342
Thomas, C	.240	29	100	11	24	7	0	0	0	1	0	1	9	34	1	0	0	.309
Willingham, J	.165	22	79	5	13	6	0	2	8	0	1	2	14	28	0	0	0	.302
Pitchers	.000	30	0	0	0	0	0	0	0	0	0	0	0	0	0	0	3	.000
MINNESOTA	.228	30	1020	99	233	58	4	33	93	8	4	6	102	291	9	4	14	.301
DH	.161	30	112	7	18	5	0	3	10	0	1	1	16	34	0	0	0	.269
OPPONENTS	.265	30	1051	137	278	45	3	30	133	7	8	15	86	189	21	4	15	.327

PITCHER	W	L	ERA	G	GS	CG	SH	SV	IP	H	R	ER	HR	HB	BB	SO	WP	BK	BAA
Albers, A	2	2	2.92	5	5	1	0	0	37.0	29	13	12	4	1	3	0	0	0	.215
Burton, J	1	2	5.11	13	0	0	0	4	12.1	10	7	7	2	2	1	0	0	0	.217
Carroll, J	0	0	0.00	1	0	0	0	0	1.0	0	0	0	0	0	0	0	0	0	.000
Correia, K	1	3	3.60	5	5	0	0	0	30.0	36	15	12	2	0	9	20	0	0	.293
Deduno, S	1	4	5.40	6	6	0	0	0	31.2	36	20	19	3	5	13	25	4	1	.293
Diamond, S	0	1	10.80	1	1	0	0	0	5.0	9	7	6	0	0	3	1	0	0	.409
Duensing, B	3	0	0.00	12	0	0	0	0	12.2	7	0	0	0	0	1	16	2	0	.156
Fien, C	1	0	9.64	12	0	0	0	0	9.1	13	11	10	5	0	1	12	0	0	.317
Gibson, K	0	1	7.13	4	4	0	0	0	17.2	29	14	14	3	2	9	11	1	0	.372
Hendriks, L	1	1	5.40	3	3	0	0	0	16.2	19	11	10	5	0	5	5	1	0	.284
Pelfrey, M	1	1	3.60	6	6	0	0	0	35.0	33	15	14	2	2	16	22	0	0	.252
Perkins, G	0	0	3.09	11	0	0	0	6	11.2	10	4	4	1	1	2	15	0	0	.238
Pressly, R	1	1	5.40	8	0	0	0	0	15.0	13	9	9	2	0	6	7	1	0	.250
Roenicke, J	0	0	1.86	13	0	0	0	0	9.2	7	2	2	1	1	5	6	1	0	.194
Swarzak, A	0	0	1.56	8	0	0	0	0	17.1	13	3	3	0	1	7	15	0	0	.206
Thielbar, C	1	1	3.12	14	0	0	0	0	8.2	10	3	3	0	0	4	7	0	0	.278
Tonkin, M	0	0	0.00	1	0	0	0	0	1.0	4	3	0	0	0	1	1	0	0	.500
MINNESOTA	13	17	4.14	30	30	1	2	6	271.2	278	137	125	30	15	86	189	10	1	.265
OPPONENTS	17	13	3.12	30	30	1	1	10	274.0	233	99	95	33	6	102	291	10	1	.228

TWINS STARTERS IN 2013

Pitcher	Last Start	Dec.	Starts	QS	Team Rec.	Run Supp.	RS Avg.
Worley	5/22 at ATL (3.2-10-8-8-2-3-3)	L	10	3	3-7	22	4.07
Correia	9/25 vs. DET (7.0-7-1-1-0-1-0)	L	31	17	12-19	71	3.45
Pelfrey	9/23 vs. DET (6.0-6-1-1-3-5-0)	ND	29	11	11-18	72	4.24
Hendriks	9/16 at CWS (0.2-5-7-7-3-0-0)	L	8	2	3-5	13	3.19
Diamond	9/29 vs. CLE (6.0-7-4-2-0-3-1)	L	24	9	8-16	57	3.92
Hernandez	9/27 vs. CLE (1.2-7-6-6-1-1-0)	L	12	1	8-4	33	5.24
Deduno	8/29 vs. KC (3.0-4-3-3-1-4-0)	L	18	10	9-9	48	4.00
Walters	7/3 vs. NYY (5.0-4-3-3-3-3-0)	L	8	3	3-5	17	3.89
Gibson	8/19 vs. NYM (3.2-10-4-4-2-2-0)	L	10	2	5-5	30	5.29
Albers	9/26 vs. CLE (5.2-7-4-3-2-2-1)	L	10	4	4-6	20	3.00
De Vries	9/28 vs. CLE (5.0-6-5-5-9-12-6)	L	2	0	0-2	7	4.20

TWINS IN SEPTEMBER

PLAYER	AVG	G	AB	R	H	2B	3B	HR	RBI	SH	SF	HB	BB	SO	SB	CS	E	OBP
Arcia, O	.240	20	75	8	18	2	0	4	11	0	0	1	4	27	0	0	1	.288
Bernier, D	.125	13	8	4	1	1	0	0	1	0	0	0	2	2	0	0	0	.300
Colabello, C	.218	20	55	5	12	2	0	3	9	0	0	0	9	19	0	0	2	.328
Doumit, R	.296	22	71	10	21	5	0	3	6	0	0	0	7	17	0	0	0	.359
RIGHT	.350		20		7	2	0	1	1	0	0	0	4					.458
LEFT	.275		51		14	3	0	2	5	0	0	0	3	10				.315
Dozier, B	.243	27	107	11	26	4	0	3	9	0	0	1	10	25	4	1	2	.314
Escobar, E	.324	11	34	3	11	3	0	0	1	1	0	0	1	11	0	1	3	.343
RIGHT	.300		10		3	2	0	0	0	1	0	0	0	4				.300
LEFT	.333		24		8	1	0	0	1	0	0	0	1	7				.360
Florimon, P	.203	24	69	5	14	3	0	1	7	0	0	0	6	21	3	1	6	.267
RIGHT	.208		24		5	2	0	0	4	0	0	0	2	7				.269
LEFT	.200		45		9	1	0	1	3	0	0	0	4	14				.265
Fryer, E	.385	6	13	2	5	1	0	1	4	0	0	0	3	3	0	0	0	.500
Herrmann, C	.175	15	40	5	7	0	0	0	1	1	0	0	4	9	0	0	1	.250
Mastroianni, D	.196	20	51	4	10	2	0	0	5	2	1	1	2	20	1	0	0	.236
Parmelee, C	.250	18	52	2	13	1	0	0	4	0	0	1	6	15	0	0	0	.339
Pinto, J	.342	21	76	10	26	5	0	4	12	0	0	1	6	22	0	0	2	.398
Plouffe, T	.330	27	103	8	3	0	2	10	0	1	0	7	23	0	1	1	2	.369
Presley, A	.283	28	113	9	4	1	1	11	0	0	1	8	21	1	3	2	0	.336
Thomas, C	.086	18	35	6	1	0	0	0	0	0	0	5	13	0	0	0	0	.200
Willingham, J	.203	19	64	5	1	0	2	3	0	0	0	13	23	0	0	1	1	.338
Pitchers	.000	28	0	0	0	0	0	0	0	0	0	0	0	0	0	0	1	.000
MINNESOTA	.255	28	966	97	246	38	1	24	94	4	2	6	93	271	9	7	21	.323
DH	.179	28	112	7	20	4	0	1	2	0	0	0	11	43	0	0	0	.252
OPPOSITION	.300	28	1011	179	303	66	6	37	170	4	11	5	81	178	15	12	16	.351

PITCHER	W	L	ERA	G	GS	CG	SH	SV	IP	H	R	ER	HR	HB	BB	SO	WP	BK	BAA
Albers, A	0	3	5.87	5	5	0	0	0	23.0	35	21	15	2	1	4	12	0	1	.347
Burton, J	0	1	4.70	9	0	0	0	0	7.2	9	4	4	1	0	3	5	0	0	.310
Correia, K	1	3	3.48	5	5	0	0	0	31.0	33	12	12	3	0	8	13	2	0	.280
DeVries, C	0	2	10.80	4	2	0	0	0	15.0	22	18	18	6	0	9	12	0	0	.333
Diamond, S	1	3	5.01	4	4	0	0	0	23.1	27	16	13	5	0	5	7	1	0	.281
Duensing, B	0	1	6.23	12	0	0	0	0	8.2	11	6	6	2	0	3	5	2	0	.333
Fien, C	2	0	3.38	11	0	0	0	0	8.0	7	3	3	0	0	3	12	0	0	.233
Hendriks, L	0	1	9.00	5	3	0	0	0	21.0	36	23	21	4	2	8	24	0	0	.371
Hernandez, P	0	2	9.31	5	5	0	0	0	19.1	33	20	20	4	0	7	10	1	0	.384
Martis, S	0	1	5.59	6	0	0	0	0	9.2	6	6	6	3	0	4	7	0	0	.171
Pelfrey, M	0	3	7.45	4	4	0	0	0	19.1	29	17	16	1	1	7	20	1	0	.341
Perkins, G	0	0	2.70	9	0	0	0	5	10.0	5	3	3	1	1	3	11	0	0	.156
Pressly, R	0	0	4.91	8	0	0	0	0	11.0	11	6	6	2	0	2	7	2	0	.268
Roenicke, J	1	0	11.57	8	0	0	0	1	9.1	19	13	12	0	0	9	8	0	0	.422
Szwed, A	2	0	2.57	9	0	0	0	0	14.0	10	4	4	1	0	3	10	0	0	.200
Thielbar, C	1	0	3.27	10	0	0	0	0	11.0	5	4	4	2	0	1	7	1	0	.143
Tonkin, M	0	0	1.00	7	0	0	0	0	9.0	5	3	1	0	0	2	8	1	0	.156
MINNESOTA	8	20	5.86	28	28	0	0	6	250.1	303	179	163	37	5	81	178	11	1	.300
OPPONENTS	20	8	3.16	28	28	0	5	7	253.1	246	97	89	24	6	93	271	17	0	.255

STARTS BY POSITION										STARTS BY BATTING ORDER								
	C	1B	2B	SS	3B	LF	CF	RF	DH	1	2	3	4	5	6	7	8	9
Arcia						54		28	9				2	15	17	32	25	
Bernier			1	12	1						4							10
Butera	1																1	
Carroll				15	2	29				25	12						6	3
Colabello		23						9	11				1	6	14	19	3	
Doumit	43							29	46				27	25	56	11		
Dozier			141							74	21	15				8	21	2
Escobar			5	21	14					7	2					5	10	15
Florimon				127							2					1	8	117
Fryer	4																2	2
Herrmann	23					1		14			17			2	4	11	4	
Hicks							78			10					4	15	48	1
Mastroianni						7	3	7		3	6					3	5	
Mauer	73	9							28		87	23						
Morneau		110											33	75	15			
Parmelee		20						59			2			18	22	33	4	
Pinto	18								1		4			6	1	8		
Plouffe				118					8		2	10	3	36	59	16		
Presley							27			27								
Ramirez						5	6	8			1			2	3	5	9	
Thomas						23	48	8		16	2				5	17	37	2
Willingham						72			34				52	43	4	7		

TWINS AFTER THE ALL-STAR BREAK

PLAYER	AVG	G	AB	R	H	2B	3B	HR	RBI	SH	SF	HB	BB	SO	SB	CS	E	OBP
Arcia, O	.241	38	145	14	35	6	1	8	18	0	0	1	8	54	0	0	1	.286
Bernier, D	.226	33	53	9	12	3	0	0	5	2	0	1	8	15	2	1	0	.339
Butera, D	.000	2	3	0	0	0	0	0	0	0	0	0	0	1	0	0	0	.000
Carroll, J	.275	13	40	4	11	4	0	0	2	1	2	1	5	11	1	1	0	.250
Colabello, C	.201	48	144	14	29	3	0	7	17	0	0	1	20	51	0	1	3	.368
Doumit, R	.263	54	190	17	50	11	0	5	16	0	0	0	23	47	0	0	1	.400
RIGHT	.269		52		14	3	0	1	2	0	0	0	6					.345
LEFT	.261		138		36	8	0	4	14	0	0	0	17					.342
Dozier, B	.253	66	273	34	69	18	2	10	31	1	2	2	23	63	6	1	3	.313
Escobar, E	.324	11	34	3	11	3	0	0	1	1	0	0	1	11	0	1	3	.343
RIGHT	.300		10		3	2	0	0	0	1	0	0	0					.300
LEFT	.333		24		8	1	0	0	1	0	0	0	1					.360
Florimon, P	.201	57	169	20	34	7	0	4	13	2	0	1	13	60	7	4	10	.262
RIGHT	.239		46		11	3	0	0	4	1	0	1	4					.314
LEFT	.187		123		23	4	0	4	9	1	0	0	9					.242
Fryer, E	.385	6	13	2	5	1	0	1	4	0	0	0	3	3	0	0	0	.500
Herrmann, C	.181	50	144	13	26	6	0	3	14	2	0	0	16	48	0	1	2	.263
Hicks, A	.163	13	43	2	7	1	0	0	3	2	1	1	3	12	3	1	0	.229
RIGHT	.000		5		0	0	0	0	0	0	0	0	0					.000
LEFT	.184		38		7	1	0	0	3	2	1	1	3					.256
Mastroianni, D	.179	22	56	4	10	2	0	0	5	3	1	1	2	22	1	0	0	.217
Mauer, J	.337	25	92	12	31	5	0	3	15	0	1	0	12	14	0	1	1	.410
Morneau, J	.230	41	165	18	38	9	0	10	22	0	0	0	12	36	0	0	1	.282
Parmelee, C	.250	18	52	2	13	1	0	0	4	0	0	1	6	15	0	0	0	.339
Pinto, J	.342	21	76	10	26	5	0	4	12	0	0	1	6	22	0	0	2	.398
Plouffe, T	.243	65	239	14	58	11	0	4	18	0	1	1	17	63	1	1	7	.295
Presley, A	.283	28	113	9	32	4	1	1	11	0	0	1	8	21	1	3	0	.336
Ramirez, W	.306	12	36	2	11	3	1	0	1	0	0	0	2	9	0	0	0	.342
Thomas, C	.201	59	179	22	36	11	0	1	5	1	0	1	18	60	1	0	0	.278
Willingham, J	.182	41	143	10	26	7	0	4	11	0	1	2	27	51	0	0	1	.318
Pitchers	.000	70	0	0	0	0	0	0	0	0	0	0	0	0	0	0	4	.000
MINNESOTA	.237	70	2402	235	570	118	5	65	226	15	7	16	229	685	23	15	39	.307
DH	.168	70	274	17	46	10	0	4	14	0	1	2	28	95	0	0	0	.248
OPPONENT	.277	70	2480	361	687	129	12	78	347	12	24	23	198	447	39	18	41	.333

PITCHER	W	L	ERA	G	GS	CG	SHO	SV	IP	H	R	ER	HR	HB	BB	SO	WP	BK	BAA
Albers, A	2	5	4.05	10	10	1	1	0	60.0	64	34	27	6	2	7	25	0	1	.271
Burton, J	1	3	4.07	28	0	0	0	0	24.1	21	11	11	3	2	4	25	0	0	.233
Carroll, J	0	0	0.00	1	0	0	0	0	1.0	0	0	0	0	0	0	0	0	0	.000
Correia, K	3	7	4.10	13	13	0	0	0	74.2	89	37	34	7	0	19	39	2	0	.299
Deduno, S	3	4	4.14	8	8	0	0	0	45.2	43	22	21	3	5	21	36	5	1	.256
De Vries, C	0	2	10.80	4	2	0	0	0	15.0	22	18	18	6	0	9	12	0	0	.333
Diamond, S	1	5	5.67	7	7	0	0	0	39.2	48	30	25	6	0	12	9	1	0	.291
Fien, C	4	0	5.40	29	0	0	0	0	23.1	27	15	14	5	0	5	31	0	0	.290
Gibson, K	0	2	6.59	6	6	0	0	0	28.2	41	21	21	7	2	11	18	2	0	.336
Hendriks, L	1	2	7.41	8	6	0	0	0	37.2	55	34	31	9	2	13	29	1	0	.335
Hernandez, P	0	2	9.31	5	5	0	0	0	19.1	33	20	20	4	0	7	10	1	0	.384
Martis, S	0	1	5.59	6	0	0	0	0	9.2	6	6	6	3	0	4	7	0	0	.171
Peifrey, M	1	6	4.76	13	13	0	0	0	70.0	79	39	37	4	5	29	56	1	0	.284
Perkins, G	1	0	2.89	26	0	0	0	15	28.0	22	9	9	3	2	8	30	0	0	.227
Pressly, R	1	1	4.91	19	0	0	0	0	33.0	29	18	18	4	0	10	19	3	0	.246
Roenicke, J	1	0	5.32	26	0	0	0	1	23.2	29	15	14	1	1	15	20	1	0	.299
Swarzak, A	2	0	1.91	21	0	0	0	0	37.2	27	8	8	2	1	10	28	0	0	.199
Thielbar, C	2	2	2.59	29	0	0	0	0	24.1	17	9	7	2	0	5	18	1	0	.193
Tonkin, M	0	0	0.90	8	0	0	0	0	10.0	9	6	1	0	0	3	9	1	0	.225
MINNESOTA	27	43	4.70	70	70	1	3	16	632.0	687	361	330	78	23	198	447	23	2	.277
OPPONENTS	43	27	3.10	70	70	1	7	20	638.1	570	235	220	65	16	229	685	34	1	.237

2013 WALK-OFF VICTORIES

DATE	OPPONENT	SCORE	NOTES
April 3	vs. Detroit	3-2	Escobar two-run double with one out in bottom 9th
June 1	vs. Seattle	5-4	Doumit two-run triple with one out in bottom 9th
August 2	vs. Houston	4-3	Dozier one-run single with two outs in bottom 13th
August 15	vs. Chicago-AL	4-3	Herrmann one-run single with one out in bottom 9th
September 23	vs. Detroit	4-3	Pinto one-run single with one out in bottom 11th

2013 MAJOR LEAGUE ATTENDANCE SUMMARY

AMERICAN LEAGUE

CLUB	TOTAL	HOME		DATES	G	SEASON HIGH		TOTAL	ROAD		DATES
		AVERAGE				TOTAL	DATE		AVERAGE		
NEW YORK	3,279,589	40,489	81	(81)		49,514	4/01	2,690,614	33,633		80
TEXAS	3,178,273	38,759	82	(82)		48,845	4/05	2,277,838	28,121		81
DETROIT	3,083,397	38,067	81	(81)		45,051	4/05	2,270,003	28,025		81
LOS ANGELES	3,019,505	37,278	81	(81)		44,014	4/09	2,234,632	27,588		81
BOSTON	2,833,333	34,979	81	(81)		38,540	9/18	2,676,645	33,045		81
TORONTO	2,536,562	31,316	81	(81)		48,857	4/02	2,271,213	28,040		81
MINNESOTA	2,477,644	30,588	81	(81)		39,317	6/16	2,188,785	27,022		81
BALTIMORE	2,357,561	29,106	81	(81)		46,653	4/05	2,318,795	28,627		81
OAKLAND	1,809,302	22,337	81	(81)		36,067	4/01	2,373,982	29,308		81
CHICAGO	1,768,413	22,105	80	(81)		39,012	4/01	2,213,981	27,333		81
SEATTLE	1,761,546	21,747	81	(81)		46,027	8/10	2,304,056	28,445		81
KANSAS CITY	1,750,754	21,614	81	(81)		40,073	4/08	2,222,078	27,433		81
HOUSTON	1,651,883	20,394	81	(81)		41,307	3/31	2,233,523	27,574		81
CLEVELAND	1,572,926	19,662	80	(81)		41,567	4/08	2,258,745	28,234		80
TAMPA BAY	1,510,300	18,646	81	(81)		34,078	4/02	2,472,703	30,155		82
TOTALS	34,590,988	28,493	1214	(1216)				35,007,593	28,837		1214

NATIONAL LEAGUE

CLUB	TOTAL	HOME		DATES	G	SEASON HIGH		TOTAL	ROAD		DATES
		AVERAGE				TOTAL	DATE		AVERAGE		
LOS ANGELES	3,743,527	46,216	81	(81)		53,393	9/12	2,863,247	35,349		81
ST. LOUIS	3,369,769	41,602	81	(81)		47,345	4/08	2,589,923	32,374		80
SAN FRANCISCO	3,369,106	41,594	81	(82)		42,747	4/21	2,790,872	34,886		80
PHILADELPHIA	3,012,403	37,190	81	(81)		45,725	6/22	2,467,542	30,463		81
COLORADO	2,793,828	34,492	81	(81)		49,077	4/05	2,646,264	32,670		81
WASHINGTON	2,652,422	32,746	81	(81)		45,274	4/01	2,478,384	30,597		81
CHICAGO	2,642,682	32,626	81	(81)		42,240	7/13	2,604,903	32,159		81
ATLANTA	2,548,679	31,465	81	(81)		51,456	4/01	2,498,497	30,846		81
MILWAUKEE	2,531,105	31,248	81	(81)		45,781	4/01	2,518,668	31,095		81
CINCINNATI	2,492,059	31,151	80	(80)		43,168	4/01	2,673,569	33,007		81
PITTSBURGH	2,256,862	28,211	80	(81)		39,514	8/31	2,712,561	33,488		81
SAN DIEGO	2,166,691	26,749	81	(81)		44,436	4/09	2,609,190	32,212		81
NEW YORK	2,135,657	26,696	80	(81)		41,891	9/29	2,480,896	30,628		81
ARIZONA	2,134,795	26,355	81	(81)		48,033	4/01	2,677,427	33,055		81
MIAMI	1,586,322	19,584	81	(81)		34,439	4/08	2,407,359	30,092		80
TOTALS	39,435,907	32,538	1212	(1215)				39,019,302	32,194		1212
GRAND TOTALS	74,026,895	30,514	2426	(2431)				74,026,895	30,514		2426

Major League attendance numbers are unofficial

MISCELLANEOUS TARGET FIELD ATTENDANCE FACTS AND FIGURES

- Through the first four seasons at Target Field, the Twins have drawn 11,645,745 total fans in 324 home games (3,223,640 in 2010, 3,168,107 in 2011, 2,776,354 in 2012 and 2,477,644 in 2013), averaging 35,943 fans per opening.
- The Twins 2013 attendance of 2,477,644 ranked as the sixth highest in club history:

1) 2010 -- 3,223,640	4) 2012 -- 2,776,354	6) 2013 -- 2,477,644
2) 2011 -- 3,168,107	5) 1992 -- 2,482,428	7) 2009 -- 2,416,237
3) 1988 -- 3,030,672		

TARGET FIELD TOP ATTENDANCE FIGURES

EXHIBITION:	32,995 on Friday, April 2, 2010 vs. St. Louis
REGULAR SEASON:	41,378 on Saturday, July 2, 2011 vs. Milwaukee
POSTSEASON:	42,035 on Thursday, October 7, 2010 (Game 2) vs. New York-AL
2-GAME SERIES:	77,887 from May 10-11, 2011 vs. Detroit
3-GAME SERIES:	123,385 from July 1-3, 2011 vs. Milwaukee
4-GAME SERIES:	164,950 from August 18-21, 2011 vs. New York-AL
ANY EVENT:	43,940 on July 12, 2013 for Kenny Chesney/Zac Brown Band "No Shoes Nation" Concert

OPPONENTS

2 0 1 3 M I N N E S O T A T W I N S S E A S O N S U M M A R Y





MAJOR LEAGUE BASEBALL

245 Park Avenue
New York, NY 10167
(212) 931-7800
FAX: (212) 949-5654
www.MLB.com



OFFICE OF THE COMMISSIONER

Allan H. (Bud) Selig	Commissioner of Baseball
Tim Brosnan	Executive Vice President, Business
Rob Manfred	Executive Vice President, Economics & League Affairs
Jonathan Mariner	Executive Vice President & Chief Financial Officer
John McHale, Jr.	Executive Vice President, Administration & Chief Information Officer
Jimmie Lee Solomon	Executive Vice President, Baseball Development

BROADCASTING

Chris Tully	Senior Vice President, Broadcasting
Bernadette McDonald	Vice President, Broadcasting Operations
Susanne Hilgefort	Senior Director, Distribution Development
Chuck Torres	Director, Broadcasting Administration & Operations

CLUB RELATIONS

Katy Feeney	Senior Vice President, Scheduling and Club Relations
Phyllis Merhige	Senior Vice President, Club Relations
Angie Cintron	Senior Administrative Assistant, Club Relations
Bennett Shields	Coordinator, Scheduling & Club Relations
Ian Johns	Administrator, Club Relations

PUBLIC RELATIONS

(212) 931-7878; FAX (212) 949-5654

Pat Courtney	Senior Vice President, Public Relations
Matt Bourne	Vice President, Business Public Relations
John Blundell	Director, Media Relations
Mike Teevan	Senior Director, Public Relations
Jeff Heckelman	Director, Business Public Relations
Donald Muller	Manager, Media Relations
Dan Queen	Manager, Business Public Relations
Lauren Verrusio	Manager, Business Public Relations
Steven Orocho	Specialist, Business Public Relations
Sarah Leer	Coordinator, Business Public Relations
Ariel Williams	Coordinator, Business Public Relations
Lydia Panayotidis	Specialist, Media Relations
Jennifer Zudonyi	Coordinator, Public Relations
Ginger Dillon	Senior Administrative Assistant, Public Relations

BASEBALL OPERATIONS

Joe Torre	Executive Vice President, Baseball Operations
Kim Ng	Senior Vice President, Baseball Operations
Peter Woodfork	Senior Vice President, Baseball Operations
Joe Garagiola, Jr.	Senior Vice President, Standards & On-Field Operations
Lou Melendez	Vice President, International Baseball Operations
Roy Krasik	Senior Director, Major League Operations
Frank Marcos	Senior Director, Major League Scouting Bureau
Randy Marsh	Director, Umpiring
Rich Rieker	Director, Umpiring
Tom Lepperd	Director, Umpire Administration
Jeff Pfeifer	Senior Manager, Baseball Operations

BALTIMORE ORIOLES



SERIES RESULTS, LAST 20 YEARS

YEAR	HOME	ROAD	TOTALS
1994	4-2	1-2	5-4
1995	4-2	2-1	6-3
1996	1-5	4-2	5-7
1997	1-5	0-5	1-10
1998	2-3	1-4	3-7
1999	0-3	1-5	1-8
2000	2-4	1-2	3-6
2001	2-1	1-2	3-3
2002	1-2	0-3	1-5
2003	2-1	2-2	4-3
2004	1-2	4-2	5-4
2005	2-1	1-2	3-3
2006	2-1	4-2	6-3
2007	3-0	4-0	7-0
2008	1-2	2-1	3-3
2009	2-1	0-2	2-3
2010	2-2	3-1	5-3
2011	0-4	2-2	2-6
2012	2-2	0-3	2-5
2013	1-2	2-1	3-3
TOTALS	146-151	127-169	273-320

Won-Lost Record at Stadium

Metropolitan Stadium (1961-1981).....	68-77
Metrodome (1982-2009).....	73-64
Target Field (2010-2013).....	5-10
Memorial Stadium (1961-1991).....	88-117
Camden Yards (1992-2013).....	39-52

333 West Camden St., Baltimore, MD 21201
1-888-848-BIRD, P.R. FAX: (410) 547-6272

Stadium (Capacity)..... Oriole Park at Camden Yards (45,971)
Dimensions (L-C-R)..... 333-400-318

Chairman of the Board/CEO..... Peter Angelos
Executive Vice President, Baseball Operations..... Dan Duquette
Field Manager..... Buck Showalter
Director, Public Relations..... Monica Barlow
Manager, Media Relations..... Jeff Lantz

2013 Record..... 85-77, Third place AL East

2013 Twins vs. Baltimore

4/5	at BAL	L	5-9	5/10	BAL	L	9-6
4/6	at BAL	W	6-5	5/11	BAL	W	8-5
4/7	at BAL	W	4-3	5/12	BAL	L	0-6

Last Minnesota Sweep..... **at MIN**..... **at BAL**
3-Game..... April 2-4, 2007..... July 22-24, 1996
4-Game..... Never..... 8/23-26/07

Last Baltimore Sweep..... **at MIN**..... **at BAL**
3-Game..... 9/7-9/99..... 4/6-4/8/12
4-Game..... 08/22-25/11..... 7/1-3/66

BOSTON RED SOX



SERIES RESULTS, LAST 20 YEARS

YEAR	HOME	ROAD	TOTALS
1994	5-1	3-0	8-1
1995	2-2	2-3	4-5
1996	4-2	2-4	6-6
1997	2-3	1-5	3-8
1998	3-2	3-3	6-5
1999	3-3	1-3	4-6
2000	0-4	2-4	2-8
2001	2-1	1-2	3-3
2002	2-1	1-2	3-3
2003	2-1	2-1	4-2
2004	2-1	2-1	4-2
2005	2-1	0-3	2-4
2006	3-0	2-1	5-1
2007	1-2	2-2	3-4
2008	3-1	0-3	3-4
2009	2-2	0-2	2-4
2010	2-1	0-2	2-3
2011	1-2	1-3	2-5
2012	0-3	3-1	3-4
2013	0-3	3-1	3-4
TOTALS	170-125	126-169	296-294

Won-Lost Record at Stadium

Metropolitan Stadium (1961-1981).....	87-58
Metrodome (1982-2009).....	80-58
Target Field (2010-2013).....	3-9
Fenway Park (1961-2013).....	126-169

4 Yawkey Way, Boston, MA 02215
(617) 226-6000, P.R. FAX: (617) 226-6740

Stadium (Capacity)..... Fenway Park (37,493 - Night, 37,065 - Day)
Dimensions (L-C-R)..... 310-390-302

Principal Owner..... John Henry
Chairman..... Tom Werner
President/Chief Executive Officer..... Larry Lucchino
Executive Vice President/General Manager..... Ben Cherington
Field Manager..... John Farrell
Director, Media Relations..... Kevin Gregg
Manager, Media Relations..... Leah Tobin

2013 Record..... 97-65, First place AL East

2013 Twins vs. Boston

5/6	at BOS	L	5-6	5/17	BOS	L	2-3
5/7	at BOS	W	6-1	5/18	BOS	L	5-12
5/8	at BOS	W	15-8	5/19	BOS	L	1-5
5/9	at BOS	W	5-3				

Last Minnesota Sweep..... **at MIN**..... **at BOS**
3-Game..... June 13-15, 2006..... June 13-15, 1994
4-Game..... August 1-4, 1966..... July 18-21, 1991

Last Boston Sweep..... **at MIN**..... **at BOS**
3-Game..... May 17-19, 2013..... July 7-9, 2008
4-Game..... July 3-6, 2000..... August 14-17, 1997

CHICAGO WHITE SOX



SERIES RESULTS, LAST 20 YEARS

YEAR	HOME	ROAD	TOTALS
1994	4-0	0-2	4-2
1995	2-5	1-5	3-10
1996	4-2	3-4	7-6
1997	3-3	3-3	6-6
1998	3-3	3-3	6-6
1999	2-4	1-4-1	3-8-1
2000	2-4	3-3	5-7
2001	7-2	7-3	14-5
2002	7-3	4-5	11-8
2003	7-2	3-7	10-9
2004	4-6	6-3	10-9
2005	3-6	4-5	7-11
2006	5-5	5-4	10-9
2007	5-4	4-5	9-9
2008	8-1	2-8	10-9
2009	7-2	5-4	12-6
2010	6-3	7-2	13-5
2011	3-6	6-3	9-9
2012	2-7	2-7	4-14
2013	5-5	6-3	11-8
TOTALS	231-180	200-211-1	431-391-3

Won-Lost Record at Stadium

Metropolitan Stadium (1961-1981)	101-70-2
Metrodome (1982-2009)	114-89
Target Field (2010-2012)	16-21
Comiskey Park (1961-1990)	119-114
U.S. Cellular Field (1991-2012)	81-97-1

333 West 35th St., Chicago, IL 60616
(312) 674-1000, P.R. FAX: (312) 674-5116

Stadium (Capacity)..... U.S. Cellular Field (40,615)
Dimensions (L-C-R)..... 330-400-335

Chairman..... Jerry Reinsdorf
Senior Vice President, General Manager..... Rick Hahn
Field Manager..... Robin Ventura
Director, Media Relations..... Bob Beghtol
Manager, Media Relations..... Ray Garcia

2013 Record..... 63-99, Fifth place AL Central

2013 Twins vs. Chicago

4/20	at CWS	W	2-1	8/10	at CWS	L	4-5
4/21	at CWS	W	5-3	8/11	at CWS	W	5-2
5/13	CWS	W	10-3	8/15	CWS	W	4-3
5/14	CWS	L	2-4	8/16	CWS	L	2-5
5/15	CWS	L	4-9	8/17	CWS	L	5-8
6/18	CWS	W	7-5	8/18	CWS	L	2-5
6/19	CWS	W	7-4	9/16	at CWS	L	1-12
6/20	CWS	W	8-4	9/17	at CWS	L	3-4
8/9	at CWS	W	7-5	9/18	at CWS	W	4-3
8/9	at CWS	W	3-2				

Last Minnesota Sweep	at MIN	at CWS
3-Game	June 18-20, 2013	September 14-16, 2010
4-Game	June 9-12, 1994	June 22-24, 1979
Last Chicago Sweep	at MIN	at CWS
3-Game	September 14-16, 2012	July 23-25, 2012
4-Game	August 15-18, 2013	June 6-9, 2008

CLEVELAND INDIANS



SERIES RESULTS, LAST 20 YEARS

YEAR	HOME	ROAD	TOTALS
1994	2-4	1-5	3-9
1995	2-5	2-4	4-9
1996	2-4	1-6	3-10
1997	1-5	3-3	4-8
1998	4-2	2-4	6-6
1999	1-5	2-4	3-9
2000	4-2	4-3	8-5
2001	3-7	2-7	5-14
2002	7-2	4-6	11-8
2003	4-6	6-3	10-9
2004	7-2	5-5	12-7
2005	5-4	4-6	9-10
2006	6-3	5-5	11-8
2007	2-7	2-7	4-14
2008	7-2	3-6	10-8
2009	6-3	4-5	10-8
2010	6-3	6-3	12-6
2011	4-5	3-6	7-11
2012	6-3	6-3	12-6
2013	3-7	3-6	6-13
TOTALS	203-177-1	164-213	367-390-1

Won-Lost Record at Stadium

Metropolitan Stadium (1961-1981)	75-70-1
Metrodome (1982-2009)	109-89
Target Field (2010-2012)	19-18
Cleveland Stadium (1961-1993)	96-116
Progressive Field (1994-2012)	68-97

2401 Ontario St., Cleveland, OH 44115
(216) 420-4200, P.R. FAX: (216) 420-4430

Stadium (Capacity)..... Progressive Field (42,241)
Dimensions (L-C-R)..... 325-405-325

Owner/CEO..... Lawrence J. Dolan
President..... Mark Shapiro
Executive Vice President, General Manager..... Chris Antonetti
Field Manager..... Terry Francona
Director, Media Relations..... Bart Swain
Coordinator, Baseball Information..... Court Berry-Tripp

2013 Record..... 92-70, Second place AL Central (wildcard)

2013 Twins vs. Cleveland

5/3	at CLE	L	6-7	8/13	CLE	L	2-5
5/4	at CLE	L	3-7	8/14	CLE	L	8-9
5/5	at CLE	W	4-2	8/23	at CLE	W	5-1
6/21	at CLE	L	1-5	8/24	at CLE	L	2-7
6/22	at CLE	L	7-8	8/25	at CLE	L	1-3
6/23	at CLE	W	5-3	9/26	CLE	L	5-6
7/19	CLE	W	3-2	9/27	CLE	L	6-12
7/20	CLE	W	3-2	9/28	CLE	L	1-5
7/21	CLE	L	1-7	9/29	CLE	L	1-5
8/12	CLE	W	3-0				

Last Minnesota Sweep	at MIN	at CLE
3-Game	July 27-29, 2012	June 14-16, 1991
4-Game	June 7-10, 1991	Never
Last Cleveland Sweep	at MIN	at CLE
3-Game	September 16-18, 2011	September 15-1, 2008
4-Game	September 26-29, 2013	April 8-11, 2002

DETROIT TIGERS



SERIES RESULTS, LAST 20 YEARS

YEAR	HOME	ROAD	TOTALS
1994	2-1	1-2	3-3
1995	2-4	3-3	5-7
1996	3-3	3-3	6-6
1997	5-1	2-3	7-4
1998	2-4	2-4	4-8
1999	2-4	4-2	6-6
2000	4-3	2-4	6-7
2001	8-1	7-3	15-4
2002	9-1	5-3	14-4
2003	8-1	7-3	15-4
2004	5-5	7-2	12-7
2005	7-2	4-6	11-8
2006	6-4	2-7	8-11
2007	1-8	5-4	6-12
2008	6-3	5-4	11-7
2009	8-2	4-5	12-7
2010	7-2	2-7	9-9
2011	2-7	2-7	4-14
2012	2-7	6-3	8-10
2013	4-5	4-6	8-11
TOTALS	211-171	189-189-1	399-360-1

Won-Lost Record at Stadium

Metropolitan Stadium (1961-1981).....	81-67
Metrodome (1982-2009).....	114-83
Target Field (2010-2012).....	15-21
Tiger Stadium (1961-1999).....	127-125-1
Comerica Park (2000-2012).....	62-64

2100 Woodward Ave., Detroit, MI 48201
(313) 471-2000, P.R. FAX: (313) 471-2138

Stadium (Capacity).....Comerica Park (41,255)
Dimensions (L-C-R).....345-420-330

Owner/Director.....Michael Ilitch
President, CEO & General Manager.....David Dombrowski
Field Manager.....Jim Leyland
Director, Baseball Media Relations.....Aileen Villarreal

2013 Record.....93-69, First place AL Central

2013 Twins vs. Detroit

4/1	DET	L	2-4	6/14	DET	L	0-4
4/3	DET	W	3-2	6/15	DET	W	6-3
4/4	DET	W	8-2	6/16	DET	L	2-5
4/29	at DET	L	3-4	8/20	at DET	W	6-3
4/30	at DET	L	1-6	8/21	at DET	L	1-7
5/1	at DET	W	6-2	8/22	at DET	W	7-6
5/23	at DET	L	6-7	9/23	DET	W	4-3
5/24	at DET	L	0-6	9/24	DET	L	2-4
5/25	at DET	W	3-2	9/25	DET	L	0-1
5/26	at DET	L	1-6				

Last Minnesota Sweep.....**at MIN**.....**at DET**
3-Game.....May 3-5, 2010.....August 8-10, 2003
4-Game.....Never.....September 10-13, 2004
Last Detroit Sweep.....**at MIN**.....**at DET**
3-Game.....May 25-27, 2012.....September 9-11, 2011
4-Game.....Never.....May 27-29, 1983

HOUSTON ASTROS



ALL-TIME SERIES RESULTS

YEAR	HOME	ROAD	TOTALS
1997	--	2-1	2-1
1998	--	1-1	1-1
1999	1-2	--	1-2
2000	--	2-1	2-1
2001	2-1	--	2-1
2006	--	2-1	2-1
2009	1-2	--	1-2
2013	3-0	2-1	5-1
TOTALS	7-5	9-5	16-10

Won-Lost Record at Stadium

Metrodome (1999-2009).....	4-5
Astrodome (1997-2000).....	5-3
Minute Maid Park (2006-2013).....	4-2
Target Field (2013).....	3-0

P.O. Box 288, Houston, TX 77001-0288
(713) 259-8000, P.R. FAX: (713) 259-8025

Stadium (Capacity).....Minute Maid Park (40,981)
Dimensions (L-C-R).....315-435-326

Owner and Chairman.....Jim Crane
President and CEO.....George Postolos
General Manager.....Jeff Luhnow
Field Manager.....Bo Porter
Senior Director, Media Relations.....Gene Dias
Managers, Media Relations.....Steve Grande/Dena Propis

2013 Record.....51-111, Fifth place AL West

2013 Twins vs. Houston

8/2	HOU	W	4-3	9/2	at HOU	W	10-6
8/3	HOU	W	6-4	9/3	at HOU	W	9-6
8/4	HOU	W	3-2	9/4	at HOU	L	5-6

Last Minnesota Sweep.....**at MIN**.....**at HOU**
3-Game.....Never.....August 2-4, 2013
4-Game.....Never.....Never
Last Houston Sweep.....**at MIN**.....**at HOU**
3-Game.....Never.....Never
4-Game.....Never.....Never

KANSAS CITY ROYALS



SERIES RESULTS, LAST 20 YEARS

YEAR	HOME	ROAD	TOTALS
1994	2-2	2-4	4-6
1995	2-4	5-2	7-6
1996	4-3	3-3	7-6
1997	2-4	3-3	5-7
1998	1-5	4-2	5-7
1999	3-4	5-1	8-5
2000	4-2	1-5	5-7
2001	7-3	6-3	13-6
2002	6-3	8-2	14-5
2003	5-5	3-6	8-11
2004	8-1	4-6	12-7
2005	6-3	7-3	13-6
2006	5-4	7-3	12-7
2007	5-4	4-5	9-9
2008	5-4	7-2	12-6
2009	5-4	7-2	12-6
2010	7-2	6-3	13-5
2011	6-3	4-5	10-8
2012	5-4	6-3	11-7
2013	2-8	2-7	4-15
TOTALS	192-154	173-176	365-330

Won-Lost Record at Stadium

Metropolitan Stadium (1961-1981)	59-47
Metrodome (1982-2009)	113-90
Target Field (2010-2013)	20-17
Municipal Stadium (1969-1972)	17-19
Kauffman Stadium (1973-2013)	156-157

One Royal Way, Kansas City, MO 64129
(816) 921-8000, P.R. FAX: (816) 921-5775

Stadium (Capacity).....Kauffman Stadium (37,903)
Dimensions (L-C-R).....330-410-330

Owner/Chief Executive Officer.....David Glass
President.....Dan Glass
Senior Vice President-Baseball Operations/GM.....Dayton Moore
Field Manager.....Ned Yost
Vice President, Communications.....Mike Swanson
Assistant Director, Media Relations.....Mike Cummings

2013 Record.....86-76, Third place AL Central

2013 Twins vs. Kansas City Royals

4/8	at KC	L	1-3	7/30	KC	L	2-7
4/9	at KC	L	4-7	7/31	KC	L	3-4
4/10	at KC	L	0-3	8/1	KC	L	2-7
6/4	at KC	W	3-0	8/5	at KC	L	0-13
6/5	at KC	L	1-4	8/6	at KC	W	7-0
6/6	at KC	L	3-7	8/7	at KC	L	2-5
6/27	KC	L	1-3	8/27	KC	L	1-6
6/28	KC	L	3-9	8/28	KC	L	1-8
6/29	KC	W	6-2	8/29	KC	L	1-3
6/30	KC	L	8-9				

Last Minnesota Sweep.....**at MIN**.....**at K.C.**
3-Game.....September 6-8, 2010.....July 26-28, 2010
4-Game.....June 29-July 2, 1970.....June 2-5, 2011
Last Kansas City Sweep.....**at MIN**.....**at K.C.**
3-Game.....August 27-29, 2013.....April 8-10, 2013
4-Game.....May 7-10, 1999.....August 4-7, 1975

LOS ANGELES ANGELS



SERIES RESULTS, LAST 20 YEARS

YEAR	HOME	ROAD	TOTALS
1994	1-2	2-1	3-3
1995	3-4	2-4	5-8
1996	5-1	3-3	8-4
1997	4-2	3-2	7-4
1998	2-4	3-2	5-6
1999	1-3	3-3	4-6
2000	1-5	2-2	3-7
2001	2-1	4-2	6-3
2002	3-3	2-1	5-4
2003	2-1	2-4	4-5
2004	3-3	1-2	4-5
2005	3-4	1-2	4-6
2006	1-2	1-2	2-4
2007	2-1	1-5	3-6
2008	1-3	2-2	3-5
2009	3-3	1-3	4-6
2010	2-1	3-1	5-2
2011	1-2	2-4	3-6
2012	3-3	0-3	3-6
2013	3-0	2-1	5-1
TOTALS	167-177	164-177	331-351

Won-Lost Record at Stadium

Metropolitan Stadium (1961-1981)	83-89
Metrodome (1982-2009)	75-82
Target Field (2010-2013)	9-6
Wrigley Field (1961)	4-5
Dodger Stadium (1962-1965)	19-17
Angel Stadium (1966-2013)	141-155

2000 East Gene Autry Way, Anaheim, CA 92806
(714) 940-2000, P.R. FAX: (714) 940-2205

Stadium (Capacity).....Angel Stadium of Anaheim (45,389)
Dimensions (L-C-R).....330-400-330

Owner.....Arte Moreno
President.....John Carpino
General Manager.....Jerry Dipoto
Field Manager.....Mike Scioscia
Vice President, Communications.....Tim Mead
Manager, Communications.....Eric Kay

2013 Record.....78-84, Third place AL West

2013 Twins vs. Los Angeles Angels

4/15	LAA	W	8-2	7/23	at LAA	W	10-3
4/16	LAA	W	8-6	7/24	at LAA	L	0-1
7/22	at LAA	W	4-3	9/9	LAA	W	6-3

Last Minnesota Sweep.....**at MIN**.....**at LAA**
3-Game.....April 15-16, September 9, 2013.....8/6-8/96
4-Game.....September 27-30, 1993.....9/22-25/88
Last Los Angeles Sweep.....**at MIN**.....**at LAA**
3-Game.....July 31-August 2, 2009.....April 30-May 2, 2012
4-Game.....July 17-19, 1964.....Never

NEW YORK YANKEES



SERIES RESULTS, LAST 20 YEARS

YEAR	HOME	ROAD	TOTALS
1994	4-2	0-3	4-5
1995	1-2	2-2	3-4
1996	3-4	2-3	5-7
1997	1-5	2-3	3-8
1998	3-2	1-5	4-7
1999	2-4	2-2	4-6
2000	2-2	3-3	5-5
2001	2-1	2-1	4-2
2002	0-3	0-3	0-6
2003	0-4	0-3	0-7
2004	2-1	0-3	2-4
2005	2-1	1-2	3-3
2006	2-1	1-2	3-3
2007	1-2	1-3	2-5
2008	4-3	0-3	4-6
2009	0-3	0-4	0-7
2010	1-2	1-2	2-4
2011	1-3	1-3	2-6
2012	1-2	2-2	3-4
2013	0-4	2-1	2-5
TOTALS	136-165	113-178-1	249-343-1

Won-Lost Record at Stadium

Metropolitan Stadium (1961-1981)	69-77
Metrodome (1982-2009)	64-77
Target Field (2010-2013)	3-11
Yankee Stadium (1961-73;76-08)	103-159-1
Shea Stadium (1974-1975)	4-7
Yankee Stadium (2009-2013)	6-12

One East 161st Street, Bronx, NY 10451
(718) 293-4300, P.R. FAX: (718) 293-8414

Stadium (Capacity).....Yankee Stadium (50,291)
Dimensions (L-C-R).....318-408-314

Managing General Partner/Co-Chairperson.....Hal Z. Steinbrenner
General Partner/Co-Chairperson.....Hank G. Steinbrenner
President.....Randy Levine
Senior Vice President/General Manager.....Brian Cashman
Field Manager.....Joe Girardi
Director, Media Relations/Publicity.....Jason Zillo
Assistant Director, Media Relations/Information.....Michael Margolis

2013 Record.....85-77, Fourth place AL East

2013 Twins vs. New York

7/1	NY Yankees	L	4-10	7/12	at NY Yankees	L	0-2
7/2	NY Yankees	L	3-7	7/13	at NY Yankees	W	4-1
7/3	NY Yankees	L	2-3	7/14	at NY Yankees	W	10-4
7/4	NY Yankees	L	5-9				

Last Minnesota Sweep

at MIN
3-Game.....September 6-8, 1991.....August 9-11, 1968
4-Game.....July 3-5, 1967.....Never

Last New York Sweep

at MIN
3-Game.....July 7-9, 2009.....July 21-23, 2008
4-Game.....July 1-4, 2013.....May 15-18, 2009

OAKLAND ATHLETICS



SERIES RESULTS, LAST 20 YEARS

YEAR	HOME	ROAD	TOTALS
1994	0-3	2-2	2-5
1995	3-3	2-4	5-7
1996	4-3	2-4	6-7
1997	3-2	4-2	7-4
1998	1-4	3-3	4-7
1999	5-1	2-4	7-5
2000	1-5	4-2	5-7
2001	3-3	2-1	5-4
2002	1-2	2-4	3-6
2003	6-0	2-1	8-1
2004	1-3	1-2	2-5
2005	1-3	3-3	4-6
2006	5-1	1-3	6-4
2007	4-0	1-2	5-2
2008	2-1	3-4	5-5
2009	1-2	3-4	4-6
2010	4-2	2-1	6-3
2011	1-2	3-2	4-4
2012	3-3	1-2	4-5
2013	1-2	0-4	1-6
TOTALS	164-126	126-158	290-284

Won-Lost Record at Stadium

Metropolitan Stadium (1968-1981)	69-46
Metrodome (1982-2009)	86-71
Target Field (2010-2012)	9-9
Overstock.com Coliseum (1968-2012)	126-158

7000 Coliseum Way, Oakland, CA 94621
(510) 638-4900, P.R. FAX: (510) 562-1633

Stadium (Capacity).....Overstock.com (O.co) Coliseum (35,067)
Dimensions (L-C-R).....330-400-330

Managing Partner.....Lewis Wolff
President.....Michael Crowley
Vice President, General Manager.....Billy Beane
Field Manager.....Bob Melvin
Director, Public Relations.....Bob Rose
Manager, Baseball Information.....Mike Selleck

2013 Record.....96-66, First place AL West

2013 Twins vs. Oakland

9/10	OAK Athletics	W	4-3	9/20	at OAK Athletics	L	0-11
9/11	OAK Athletics	L	3-18	9/21	at OAK Athletics	L	1-9
9/12	OAK Athletics	L	2-8	9/22	at OAK Athletics	L	7-11
9/19	at OAK Athletics	L	6-8				

Last Minnesota Sweep

at OAK
3-Game.....May 28-30, 2012.....July 18-20, 1997
4-Game.....July 12-15, 2007.....August 13-15, 1993

Last Oakland Sweep

at MIN
3-Game.....July 13-15, 2012.....August 30-September 1, 2002
4-Game.....April 9-12, 1981.....September 19-22, 2013

SEATTLE MARINERS

SERIES RESULTS, LAST 20 YEARS

YEAR	HOME	ROAD	TOTALS
1994	2-1	1-2	3-3
1995	2-4	2-4	4-8
1996	1-5	5-1	6-6
1997	2-4	3-2	5-6
1998	0-6	2-3	2-9
1999	3-3	1-5	4-8
2000	2-4	1-5	3-9
2001	1-5	0-3	1-8
2002	2-1	3-3	5-4
2003	1-5	2-1	3-6
2004	3-0	2-4	5-4
2005	3-1	3-3	6-4
2006	4-1	1-2	5-3
2007	1-2	5-1	6-3
2008	3-0	2-4	5-4
2009	4-3	1-2	5-5
2010	3-0	3-4	6-4
2011	2-4	1-1	3-5
2012	1-3	1-5	2-8
2013	2-1	2-2	4-3
TOTALS	111-97-1	89-117	200-214-1

Won-Lost Record at Stadium

Metropolitan Stadium (1961-1981)	17-18-1
Metrodome (1982-2009)	86-71
Target Field (2010-2013)	8-8
Kingdome (1977-1999)	61-75
Safeco Field (1999-2013)	28-45



1250 First Avenue South, Seattle, WA 98194
Mailing Address: P.O. Box 4100, Seattle, WA 98194
(206) 346-4000, P.R. FAX: (206) 346-4400

Stadium (Capacity)..... Safeco Field (47,476)
Dimensions (L-C-R)..... 331-401-326

Chairman/CEO..... Howard Lincoln
President/COO..... Chuck Armstrong
Executive VP, Baseball Operations/General Manager..... Jack Zduriencik
Field Manager..... Eric Wedge
Senior Director, Baseball Information..... Tim Hevly
Assistant Director, Baseball Information..... Jeff Evans

2013 Record..... 71-91, Fourth place AL West

2013 Twins vs. Seattle

5/31	SEA	L	0-3	7/26	at SEA	W	3-2
6/1	SEA	W	5-4	7/27	at SEA	W	4-0
6/2	SEA	W	10-0	7/28	at SEA	L	4-6
7/25	at SEA	L	2-8				

Last Minnesota Sweep

3-Game July 30-August 1, 2010
4-Game April 25-28, 1991

Last Seattle Sweep

3-Game September 13-15, 1996
4-Game May 29-June 1, 2003

at MIN

at SEA April 17-19, 2007
Never.
at MIN
at SEA August 17-19, 2012
Never.

TAMPA BAY RAYS

ALL-TIME SERIES RESULTS

YEAR	HOME	ROAD	TOTALS
1998	4-2	3-2	7-4
1999	1-3	4-2	5-5
2000	3-3	1-3	4-6
2001	1-2	0-4	1-6
2002	4-0	1-2	5-2
2003	3-0	3-0	6-0
2004	3-3	1-2	4-5
2005	3-0	3-0	6-0
2006	4-0	2-1	6-1
2007	2-2	1-2	3-4
2008	1-1	2-2	3-3
2009	2-1	1-2	3-3
2010	1-3	2-2	3-5
2011	2-4	1-3	3-7
2012	0-3	1-2	1-5
2013	1-2	0-4	1-6
TOTALS	35-29	26-33	61-62

Won-Lost Record at Stadium

Metrodome (1998-2009)	31-17
Target Field (2010-2013)	4-12
Tropicana Field (1998-2013)	26-33



One Tropicana Drive, St. Petersburg, FL 33705
(727) 825-3242, P.R. FAX: (727) 825-3111

Stadium (Capacity)..... Tropicana Field (34,078)
Dimensions (L-C-R)..... 315-404-322

Principal Owner..... Stuart Sternberg
President..... Matt Silverman
Executive Vice President, Baseball Operations..... Andrew Friedman
Field Manager..... Joe Maddon
Vice President, Communications..... Rick Vaughn
Director, Communications..... Dave Haller

2013 Record..... 92-71, Second place AL East (wildcard)

2013 Twins vs. Tampa Bay Rays

7/8	at TB	L	4-7	9/13	TB	L	0-3
7/9	at TB	L	1-4	9/14	TB	L	0-7
7/10	at TB	L	3-4	9/15	TB	W	6-4
7/11	at TB	L	3-4				

Last Minnesota Sweep

3-Game July 1-3, 2005
4-Game July 17-20, 2006

Last Tampa Bay Sweep

3-Game August 10-12, 2012
4-Game Never.

at MIN

at TB May 6-8, 2005
Never.
at MIN
at TB July 8-11, 2013
Never.

TEXAS RANGERS



SERIES RESULTS, LAST 20 YEARS

YEAR	HOME	ROAD	TOTALS
1994	1-2	3-3	4-5
1995	3-3	2-5	5-8
1996	3-3	4-2	7-5
1997	1-4	2-4	3-8
1998	3-2	4-2	7-4
1999	0-6	0-6	0-12
2000	5-1	3-3	8-4
2001	1-2	3-3	4-5
2002	4-2	2-1	6-3
2003	3-0	2-4	5-4
2004	3-0	2-2	5-2
2005	2-4	1-2	3-6
2006	1-2	3-3	4-5
2007	5-1	2-1	7-2
2008	4-3	1-2	5-5
2009	2-1	4-3	6-4
2010	6-0	1-3	7-3
2011	3-1	2-2	5-3
2012	0-3	2-5	2-8
2013	2-2	2-1	4-3
TOTALS	138-113	116-143	254-256

Won-Lost Record at Stadium

Metropolitan Stadium (1961-1981)	42-37
Metrodome (1982-2009)	85-70
Target Field (2010-2013)	11-6
Arlington Stadium (1972-1993)	71-86
Rangers Ballpark (1994-2013)	45-57

1000 Ballpark Way, Suite 400, Arlington, TX 76011
(817) 273-5222, P.R. FAX: (817) 273-5110

Stadium (Capacity).....Rangers Ballpark in Arlington (49,170)
Dimensions (L-C-R).....332-400-325

President and CEO.....Nolan Ryan
General Manager.....Jon Daniels
Field Manager.....Ron Washington
Executive Vice President, Communications.....John Blake
Senior Director, Media Relations.....Rich Rice

2013 Record.....91-72, Second place AL West

2013 Twins vs. Texas Rangers

4/25	TEX	L	1-2	8/30	at TEX	W	3-2
4/26	TEX	L	3-4	8/31	at TEX	L	1-2
4/27	TEX	W	7-2	9/1	at TEX	W	4-2
4/28	TEX	W	5-0				

Last Minnesota Sweep

3-Game.....September 3-5, 2010

4-Game.....Never

Last Texas Sweep

3-Game.....April 13-15, 2012

4-Game.....April 22-25, 1999

at TEX

September 7-9, 1976

Never

at TEX

July 8-10, 2003

June 26-28, 1987

TORONTO BLUE JAYS



SERIES RESULTS, LAST 20 YEARS

YEAR	HOME	ROAD	TOTALS
1994	3-3	1-5	4-8
1995	0-2	1-2	1-4
1996	4-2	4-3	8-5
1997	2-4	1-4	3-8
1998	3-3	1-4	4-7
1999	3-3	1-3	4-6
2000	2-1	3-3	5-4
2001	1-3	1-2	2-5
2002	3-0	3-1	6-1
2003	0-3	3-0	3-3
2004	2-1	2-1	4-2
2005	2-1	2-1	4-2
2006	1-3	1-2	2-5
2007	4-3	0-3	4-6
2008	0-3	0-3	0-6
2009	1-3	2-2	3-5
2010	1-3	2-3	3-6
2011	0-3	1-2	1-5
2012	2-2	0-3	2-5
2013	0-3	2-1	1-5
TOTALS	85-95	70-106	154-202

Won-Lost Record at Stadium

Metropolitan Stadium (1961-1981)	20-5
Metrodome (1982-2009)	62-79
Target Field (2010-2013)	3-11
Exhibition Stadium (1977-May 1989)	30-40
Rogers Centre (June 1989-2013)	39-67

1 Blue Jays Way, Suite 3200, Toronto, Ontario M5V 1J1
(416) 341-1000, P.R. FAX: (416) 341-1250

Stadium (Capacity).....Rogers Centre (49,160)
Dimensions (L-C-R).....328-400-328

Vice Chairman, Rogers Communications Inc......Phil Lind
President & Chief Executive Officer, Blue Jays.....Paul Beeston
Senior Vice President, Baseball Ops./General Manager.....Alex Anthopoulos
Field Manager.....John Gibbons
Vice President, Communications.....Jay Stenhouse
Manager, Baseball Information.....Mal Romanin

2013 Record.....74-88, Fifth place AL East

2013 Twins vs. Toronto Blue Jays

7/5	at TOR	L	0-4	9/6	TOR	L	5-6
7/6	at TOR	W	6-0	9/7	TOR	L	2-11
7/7	at TOR	L	5-11	9/8	TOR	L	0-2

Last Minnesota Sweep

3-Game.....July 26-28, 2002

4-Game.....July 21-23, 1979

Last Toronto Sweep

3-Game.....September 6-8, 2013

4-Game.....Never

at TOR

April 11-13, 2003

Never

at TOR

October 1-3, 2012

Never

ARIZONA DIAMONDBACKS



ALL-TIME SERIES RESULTS

YEAR	HOME	ROAD	TOTALS
2003	1-2	--	1-2
2004	--	2-1	2-1
2005	--	2-1	2-1
2008	3-0	--	3-0
2011	--	0-3	0-3
TOTALS	4-2	4-5	8-7

Won-Lost Record at Stadium

Metrodome (2003-2008)	4-2
Chase Field (2004-2011)	4-5

401 East Jefferson St, Phoenix, AZ 85004
(602) 462-6000, P.R. FAX: (602) 462-6600

Stadium (Capacity)..... Chase Field (48,635)
Dimensions (L-C-R)..... 330-407-335

Managing General Partner..... Ken Kendrick
President & Chief Executive Officer..... Derrick Hall
Executive Vice President & General Manager..... Kevin Towers
Field Manager..... Kirk Gibson
Senior Vice President, Communications..... Josh Rawitch
Director, Player and Media Relations..... Casey Wilcox
Manager, Player and Media Relations..... Pat O'Connell

2013 Record..... 81-81, Second place NL West

2013 Twins vs. Arizona
None

Last Minnesota Sweep..... **at MIN**..... **at ARI**
3-Game..... June 20-22, 2008..... Never.
4-Game..... Never..... Never.
Last Arizona Sweep..... **at MIN**..... **at ARI**
3-Game..... Never..... May 20-22, 2011.
4-Game..... Never..... Never.

ATLANTA BRAVES



ALL-TIME SERIES RESULTS

YEAR	HOME	ROAD	TOTALS
2002	1-2	--	1-2
2007	3-0	--	3-0
2010	1-2	--	1-2
2013	--	0-3	0-3
TOTALS	5-4	0-3	5-7

Won-Lost Record at Stadium

Metrodome (2002-07)	4-2
Target Field (2010)	1-2
Turner Field (2013)	0-3

755 Hank Aaron Drive, Atlanta, GA 30315
(404) 522-7630, P.R. FAX: (404) 614-1391

Stadium (Capacity)..... Turner Field (49,377)
Dimensions (L-C-R)..... 335-400-330

Chairman & Chief Executive Officer..... Terry McGuirk
President..... John Schuerholz
Executive Vice President/General Manager..... Frank Wren
Field Manager..... Fredi Gonzalez
Director, Media Relations..... Brad Hainje
Coordinator, Media Relations..... Jim Misudek
Manager, Media Relations..... Adrienne Midgley

2013 Record..... 96-66, First place NL East

2013 Twins vs. Atlanta

5/20..... at ATL..... L..... 1-5
5/21..... at ATL..... L..... 4-5
5/22..... at ATL..... L..... 3-8

Last Minnesota Sweep..... **at MIN**..... **at ATL**
3-Game..... June 12-14, 2007..... Never.
4-Game..... Never..... Never.
Last Atlanta Sweep..... **at MIN**..... **at ATL**
3-Game..... Never..... May 20-22, 2013.
4-Game..... Never..... Never.

CHICAGO CUBS



ALL-TIME SERIES RESULTS

YEAR	HOME	ROAD	TOTALS
1997	--	1-2	1-2
1998	2-1	--	2-1
1999	--	1-2	1-2
2000	1-2	--	1-2
2001	--	0-3	0-3
2006	3-0	--	3-0
2009	--	2-1	2-1
2012	2-1	--	2-1
TOTALS	8-4	4-8	12-12

Won-Lost Record at Stadium

Metrodome (1998-2006)	6-3
Wrigley Field (1997-2009)	4-8
Target Field (2012)	2-1

1060 West Addison Street, Chicago, IL 60613-4397
(773) 404-2827, P.R. FAX: (773) 404-4129

Stadium (Capacity).....Wrigley Field (41,210)
Dimensions (L-C-R).....355-400-353

Chairman.....Tom Ricketts
President, Baseball Operations.....Theo Epstein
Executive Vice President, General Manager.....Jed Hoyer
Field Manager.....TBD
Director, Media Relations.....Peter Chase
Assistant Director, Media Relations.....Jason Carr

2013 Record.....66-96, Fifth place NL Central

2013 Twins vs. Chicago None

Last Minnesota Sweep	at MIN	at CHC
3-Game	June 23-25, 2006	Never
4-Game	Never	Never
Last Chicago Sweep	at MIN	at CHC
3-Game	Never	June 15-17, 2001
4-Game	Never	Never

CINCINNATI REDS

ALL-TIME SERIES RESULTS

YEAR	HOME	ROAD	TOTALS
1997	2-1	--	2-1
1998	--	1-2	1-2
1999	2-1	--	2-1
2000	--	0-3	0-3
2001	3-0	--	3-0
2012	--	2-1	2-1
TOTALS	7-2	3-6	10-8

Won-Lost Record at Stadium

Metrodome (1997-2001)	7-2
Cinergy Field (1997-2000)	1-5
Great American Ball Park (2003-2012)	2-1



100 Joe Nuxhall Way, Cincinnati, OH 45202
(513) 765-7800, P.R. FAX: (513) 765-7180

Stadium (Capacity).....Great American Ball Park (42,319)
Dimensions (L-C-R).....328-404-325

President & Chief Executive Officer.....Bob Castellini
President, Baseball Operations/General Manager.....Walt Jocketty
Field Manager.....TBD
Director, Media Relations.....Rob Butcher
Assistant Directors, Media Relations.....Larry Herms and Jamie Ramsey

2013 Record.....90-72, Third place NL Central (wildcard)

2013 Twins vs. Reds None

Last Minnesota Sweep	at MIN	at CIN
3-Game	July 7-8, 2001	Never
4-Game	Never	Never
Last Cincinnati Sweep	at MIN	at CIN
3-Game	Never	June 2-4, 2000
4-Game	Never	Never

COLORADO ROCKIES



ALL-TIME SERIES RESULTS

YEAR	HOME	ROAD	TOTALS
2003	2-1	--	2-1
2008	--	1-2	1-2
2010	2-1	--	2-1
TOTALS	4-2	1-2	5-4

Won-Lost Record at Stadium

Metrodome (2003)	2-1
Target Field (2010)	2-1
Coors Field (2008)	1-2

2001 Blake Street, Denver, CO 80205
(303) 292-0200, P.R. FAX: (303) 312-2319

Stadium (Capacity)..... Coors Field (50,480)
Dimensions (L-C-R).....347-415-350

Owner, Chairman & Chief Executive Officer Dick Monfort
Owner, General Partner Charlie Monfort
Executive Vice President, General Manager Dan O'Dowd
Field Manager Walt Weiss
Vice President, Communications..... Jay Alves
Asst. Director, Communications Nick Piburn
Manager, Communications Matt Whewell
Assistant, Communications..... Irma Castaneda

2013 Record..... 74-88, Fifth place NL West

2013 Twins vs. Colorado
None

Last Minnesota Sweep	at MIN	at COL
3-Game	Never	Never
4-Game	Never	Never
Last Colorado Sweep	at MIN	at COL
3-Game	Never	Never
4-Game	Never	Never

LOS ANGELES DODGERS

ALL-TIME SERIES RESULTS

YEAR	HOME	ROAD	TOTALS
2005	--	1-2	1-2
2006	3-0	--	3-0
2011	2-1	--	2-1
TOTALS	5-1	1-2	6-3

Won-Lost Record at Stadium

Metrodome (2006)	3-0
Target Field (2011)	2-1
Dodger Stadium (2005)	1-2

1000 Elysian Park Avenue, Los Angeles, CA 90012
(323) 224-1301, P.R. FAX: (323) 224-1459



Stadium (Capacity)..... Dodger Stadium (56,000)
Dimensions (L-C-R).....330-395-330

Ownership Group Guggenheim Baseball Management
Chairman Mark Walter
President/Chief Executive Officer Stan Kasten
Executive Vice President Bob Wolfe
General Manager Ned Colletti
Field Manager Don Mattingly
Director, Communications Joe Jareck
Assistant Directors, Public Relations Yvonne Carrasco

2013 Record..... 92-70, First place NL West

2013 Twins vs. Los Angeles
None

Last Minnesota Sweep	at MIN	at LAD
3-Game	June 26-28, 2006	Never
4-Game	Never	Never
Last Los Angeles Sweep	at MIN	at LAD
3-Game	Never	Never
4-Game	Never	Never

MIAMI MARLINS



ALL-TIME SERIES RESULTS

YEAR	HOME	ROAD	TOTALS
2002	2-1	--	2-1
2007	--	2-1	2-1
2013	1-1	0-2	1-3
TOTALS	3-2	2-3	5-5

Won-Lost Record at Stadium

Marlins Park (2013)	1-3
Metrodome (2002)	2-1
Sun Life Stadium (2007)	2-1

501 Marlins Way, Miami, FL 33125
(305) 480-1300, P.R. FAX: (305) 480-3012

Stadium (Capacity).....Marlins Park (37,442)
Dimensions (L-C-R).....344-422-335

Owner & Chief Executive Officer.....Jeffrey H. Loria
President.....David Sampson
President, Baseball Operations.....Larry Beinfest
Vice President, General Manager.....Michael Hill
Field Manager.....Mike Redmond
Director, Media Relations.....Matt Roebuck

2013 Record.....62-100, Fifth place NL East

2013 Twins vs. Miami

4/23(1)	MIA	W	4-3	6/25	at MIA	L	2-4
4/23(2)	MIA	L	5-8	6/26	at MIA	L	3-5

Last Minnesota Sweep.....**at MIN**.....**at MIA**
2-Game.....Never.....Never
3-Game.....Never.....Never
4-Game.....Never.....Never
Last Miami Sweep.....**at MIN**.....**at MIA**
2-Game.....Never.....June 25-26, 2013
3-Game.....Never.....Never
4-Game.....Never.....Never

MILWAUKEE BREWERS



SERIES RESULTS, LAST 20 YEARS

YEAR	HOME	ROAD	TOTALS
1994	2-4	4-2	6-6
1995	3-3	1-6	4-9
1996	1-6	3-3	4-9
1997	4-2	3-3	7-5
1998	0-2	--	0-2
1999	--	2-0	2-0
2000	1-2	--	1-2
2001	--	2-1	2-1
2002	2-1	2-1	4-2
2003	2-1	1-2	3-3
2004	1-2	1-2	2-4
2005	2-1	1-2	3-3
2006	3-0	2-1	5-1
2007	1-2	2-1	3-3
2008	2-1	2-1	4-2
2009	3-0	2-1	5-1
2010	2-1	0-3	2-4
2011	2-1	0-3	2-4
2012	1-2	2-1	3-3
2013	2-0	2-0	4-0
TOTALS	116-97	102-112	218-209

Won-Lost Record at Stadium

Metropolitan Stadium (1970-1981)	41-35
Metrodome (1982-2009)	68-58
Target Field (2010-2013)	7-4
County Stadium (1970-2000)	83-93
Miller Park (2001-2013)	19-19

One Brewers Way, Milwaukee, WI 53214
(414) 902-4500, P.R. FAX: (414) 902-4053

Stadium (Capacity).....Miller Park (41,900)
Dimensions (L-C-R).....344-400-345

Chairman/Principal Owner.....Mark Attanasio
Executive Vice President/General Manager.....Doug Melvin
Field Manager.....Ron Roenicke
Vice President, Communications.....Tyler Barnes
Director, Media Relations.....Mike Vassallo
Manager, Media Relations.....John Steinmiller

2013 Record.....74-88, Fourth place NL Central

2013 Twins vs. Milwaukee

5/27	at MIL	W	6-3	5/29	MIL	W	4-1
5/28	at MIL	W	6-5	5/30	MIL	W	8-6

Last Minnesota Sweep.....**at MIN**.....**at MIL**
2-Game.....May 29-30, 2013.....May 27-28, 2013
3-Game.....May 22-24, 2009.....September 15-17, 1978
4-Game.....Never.....Never
Last Milwaukee Sweep.....**at MIN**.....**at MIL**
2-Game.....Never.....Never
3-Game.....July 8-10, 1988.....June 24-26, 2011
4-Game.....May 17-20, 1996.....August 24-27, 1995

NEW YORK METS



ALL-TIME SERIES RESULTS

YEAR	HOME	ROAD	TOTALS
2002	---	1-2	1-2
2004	3-0	--	3-0
2007	--	2-1	2-1
2010	--	1-2	1-2
2013	0-3	--	0-3
TOTALS	3-3	4-5	7-8

Won-Lost Record at Stadium

Metrodome (2004)	3-0
Shea Stadium (2002-2007)	3-3
Citi Field (2010)	1-2
Target Field (2013)	0-3

126th Street, Flushing, NY 11368
(718) 507-6387, P.R. FAX: (718) 507-6395

Stadium (Capacity)..... Citi Field (41,922)
Dimensions (L-C-R)..... 335-408-330

Chairman & Chief Executive Officer..... Fred Wilpon
President..... Saul B. Katz
General Manager..... Sandy Alderson
Field Manager..... Terry Collins
Vice President, Media Relations..... Jay Horwitz
Senior Director, Media Relations..... Shannon Forde
Assistant Director, Media Relations..... Ethan Wilson

2013 Record..... 74-88, Third place NL East

2013 Twins vs. New York

4/12	NYM	L	5-16
4/13	NYM	L	2-4
8/19	NYM	L	1-6

Last Minnesota Sweep..... **at MIN**..... **at NYM**
3-Game..... June 8-10, 2004..... Never.
4-Game..... Never..... Never.
Last New York Sweep..... **at MIN**..... **at NYM**
3-Game..... April 12-13, August 19, 2013..... Never.
4-Game..... Never..... Never.

PHILADELPHIA PHILLIES



ALL-TIME SERIES RESULTS

YEAR	HOME	ROAD	TOTALS
2002	--	2-1	2-1
2004	1-2	--	1-2
2010	--	2-1	2-1
2012	1-2	--	1-2
2013	2-1	--	2-1
TOTALS	4-5	4-2	8-7

Won-Lost Record at Stadium

Metrodome (2004)	1-2
Veterans Stadium (2002)	2-1
Citizens Bank Park (2010)	2-1
Target Field (2012-13)	3-3

One Citizens Bank Way, Philadelphia, PA 19148
(215) 463-6000, P.R. FAX: (215) 389-3050

Stadium (Capacity)..... Citizens Bank Park (43,647)
Dimensions (L-C-R)..... 329-401-330

President & Chief Executive Officer..... David Montgomery
Senior Vice President & General Manager..... Ruben Amaro, Jr.
Field Manager (Interim)..... Ryne Sandberg
Vice President, Communications..... Bonnie Clark
Director, Baseball Communications..... Greg Casterioto

2013 Record..... 73-89, Fourth place NL East

2013 Twins vs. Philadelphia

6/11	PHI	W	3-2
6/12	PHI	W	4-3
6/13	PHI	L	2-3

Last Minnesota Sweep..... **at MIN**..... **at PHI**
3-Game..... Never..... Never.
4-Game..... Never..... Never.
Last Philadelphia Sweep..... **at MIN**..... **at PHI**
3-Game..... Never..... Never.
4-Game..... Never..... Never.

PITTSBURGH PIRATES



ALL-TIME SERIES RESULTS

YEAR	HOME	ROAD	TOTALS
1997	2-1	--	2-1
1998	--	1-2	1-2
1999	2-1	--	2-1
2000	--	1-2	1-2
2001	2-1	--	2-1
2006	--	3-0	3-0
2009	2-1	--	2-1
2012	--	1-2	1-2
TOTALS	8-4	5-4	13-8

Won-Lost Record at Stadium

Metrodome (1997-2009)	8-4
Three Rivers Stadium (1998-2000)	2-4
PNC Park (2006-12)	4-2

115 Federal Street, Pittsburgh, PA 15212
(412) 323-5000, P.R. FAX: (412) 325-4413

Stadium (Capacity).....PNC Park (38,362)
Dimensions (L-C-R).....325-399-320

Chairman of the Board.....Bob Nutting
President.....Frank Connelly
General Manager.....Neal Huntington
Field Manager.....Clint Hurdle
Director, Baseball Information.....Jim Trdinich
Director, Media Relations.....Dan Hart

2013 Record.....94-68, Second place NL Central (wildcard)

2013 Twins vs. Pittsburgh None

Last Minnesota Sweep	at MIN	at PIT
3-Game	Never	June 16-18, 2006
4-Game	Never	Never
Last Pittsburgh Sweep	at MIN	at PIT
3-Game	Never	Never
4-Game	Never	Never

ST. LOUIS CARDINALS



ALL-TIME SERIES RESULTS

YEAR	HOME	ROAD	TOTALS
1997	--	0-3	0-3
1998	2-1	--	2-1
1999	--	2-1	2-1
2000	2-1	--	2-1
2001	--	0-3	0-3
2009	--	2-1	2-1
TOTALS	4-2	4-8	8-10

Won-Lost Record at Stadium

Metrodome (1998-2000)	4-2
Busch Stadium (1997-2001)	2-7
New Busch Stadium (2009)	2-1

700 Clark Street, St. Louis, MO 63102
(314) 345-9600, P.R. FAX: (314) 345-9530

Stadium (Capacity).....Busch Stadium (43,975)
Dimensions (L-C-R).....336-400-335

Chairman & Chief Executive Officer.....William O. DeWitt, Jr.
President.....Bill DeWitt III
Senior Vice President & General Manager.....John Mozeliak
Field Manager.....Mike Matheny
Director, Media Relations.....Brian Bartow
Manager, Media Relations and New Media.....Melody Young

2013 Record.....97-65, First place NL Central

2013 Twins vs. St. Louis None

Last Minnesota Sweep	at MIN	at STL
3-Game	Never	Never
4-Game	Never	Never
Last St. Louis Sweep	at MIN	at STL
3-Game	Never	July 15-17, 2001
4-Game	Never	Never

SAN DIEGO PADRES



ALL-TIME SERIES RESULTS

YEAR	HOME	ROAD	TOTALS
2003	--	2-1	2-1
2005	1-2	--	1-2
2008	--	3-0	3-0
2011	3-0	--	3-0
TOTALS	4-2	5-1	9-3

Won-Lost Record at Stadium

Metrodome (2005)	1-2
Target Field (2011)	3-0
Qualcomm Stadium (2003)	2-1
PETCO Park (2008)	3-0

100 Park Boulevard, San Diego, CA 92101
(619) 795-5000, P.R. FAX: (619) 795-5266

Stadium (Capacity).....PETCO Park (42,524)
Dimensions (L-C-R).....336-396-322

Executive Chairman.....Ron Fowler
President and Chief Executive Officer.....Tom Garfinkel
Executive Vice President & General Manager.....Josh Byrnes
Field Manager.....Bud Black
Director, Communications.....David Holtzman
Manager, Media Relations & Publications.....Fernando Alcala
Manager, Player & Media Relations.....Josh Ishoo

2013 Record.....76-86, Third place AL West

2013 Twins vs. San Diego
None

Last Minnesota Sweep	at MIN	at SD
3-Game	June 17-19, 2011	June 24-26, 2008
4-Game	Never	Never
Last San Diego Sweep	at MIN	at SD
3-Game	Never	Never
4-Game	Never	Never

SAN FRANCISCO GIANTS



ALL-TIME SERIES RESULTS

YEAR	HOME	ROAD	TOTALS
2003	--	2-1	2-1
2005	1-2	--	1-2
2011	--	1-2	1-2
TOTALS	1-2	3-3	4-5

Won-Lost Record at Stadium

Metrodome (2005)	1-2
AT&T Park (2003-11)	3-3

24 Willie Mays Plaza, San Francisco, CA 94107
(415) 972-2000, P.R. FAX: (415) 947-2800

Stadium (Capacity).....AT&T Park (41,906)
Dimensions (L-C-R).....339-399-309

President & Chief Executive Officer.....Laurence M. Baer
Senior Vice President & General Manager.....Brian Sabean
Field Manager.....Bruce Bochy
Senior Director, Media Relations.....Jim Moorehead
Manager, Media Relations.....Matt Chisholm

2013 Record.....76-86, Fourth place AL West

2013 Twins vs. San Francisco
None

Last Minnesota Sweep	at MIN	at SF
3-Game	Never	Never
4-Game	Never	Never
Last San Francisco Sweep	at MIN	at SF
3-Game	Never	Never
4-Game	Never	Never

WASHINGTON NATIONALS



ALL-TIME SERIES RESULTS

YEAR	HOME	ROAD	TOTALS
2004	- -	3-0 (MTL.)	3-0
2007	1-2	- -	1-2
2008	3-0	- -	3-0
2013	- -	1-2	1-2
TOTALS	4-2	4-2	8-4

Won-Lost Record at Stadium

Metrodome (2007-08)	4-2
Olympic Stadium in Montreal (2004)	3-0

1500 South Capitol St., S.E., Washington, D.C. 20003
(202) 640-7000, P.R. FAX: (202) 640-7999

Stadium (Capacity)..... Nationals Park (41,888)
Dimensions (L-C-R)..... 336-404-335

Managing Principal Owner..... Theodore N. Lerner
Chief Operating Officer..... Andy Feffer
Executive VP of Baseball Operations & General Manager..... Mike Rizzo
Field Manager..... Davey Johnson
Senior Director, Baseball Information..... John Dever

2013 Record..... 86-76, Second place NL East

2013 Twins vs. Washington

6/8	at WAS	W	4-3
6/9(1)	at WAS	L	0-7
6/9(2)	at WAS	L	4-5

Last Minnesota Sweep	at MIN	at WAS
3-Game	June 17-19, 2008	June 15-17, 2004 (Montreal)
4-Game	Never	Never
Last Washington Sweep	at MIN	at WAS
3-Game	Never	Never
4-Game	Never	Never

TWINS IN INTERLEAGUE PLAY - 2013

DATE	OPPONENT	W/L	SCORE	WINNER	LOSER	RECORD	ALL-TIME
4/12	New York	L	5-16	Niese	Worley	0-1	157-126
4/13	New York	L	2-4	Harvey	Diamond	0-2	157-127
4/14	New York	-- POSTPONED, MADE UP AUGUST 19 --					
4/23	Miami	W	4-3	Correia	Fernandez	1-2	158-127
4/23	Miami	L	5-8	Nolasco	Pelfrey	1-3	158-128
5/20	@Atlanta	L	1-5	Teheran	Correia	1-4	158-129
5/21	@Atlanta	L	4-5	Kimbrel	Duensing	1-5	158-130
5/22	@Atlanta	L	3-8	Maholm	Worley	1-6	158-131
5/27	@Milwaukee	W	6-3	Correia	Peralta	2-6	159-131
5/28	@Milwaukee	W	6-5	Pressly	Badenhop	3-6	160-131
5/29	Milwaukee	W	4-1	Deduno	Estrada	4-6	161-131
5/30	Milwaukee	W	8-6	Walters	Lohse	5-6	162-131
6/7	@Washington	W	4-3	Roenicke	Stammen	6-6	163-131
6/8	@Washington	L	0-7	Zimmermann	Diamond	6-7	163-132
6/9	@Washington	L	4-5	Clippard	Swarzak	6-8	163-133
6/18	Philadelphia	W	3-2	Duensing	Adams	7-8	164-133
6/19	Philadelphia	W	4-3	Duensing	Bastardo	8-8	165-133
6/20	Philadelphia	L	2-3	Lee	Burton	8-9	165-134
6/25	@Miami	L	2-4	Ramos	Correia	8-10	165-135
6/25	@Miami	L	3-5	Slowey	Diamond	8-11	165-136
8/19	New York	L	1-7	Gee	Gibson	8-12	165-137

TWINS INTERLEAGUE PLAY RECORD BY YEAR

1997.....	7-8	2006.....	16-2
1998.....	7-9	2007.....	11-7
1999.....	10-7	2008.....	14-4
2000.....	7-11	2009.....	12-6
2001.....	9-9	2010.....	8-10
2002.....	10-8	2011.....	8-10
2003.....	10-8	2012.....	9-9
2004.....	11-7	2013.....	8-12
2005.....	8-10		



TWINS HIGH-LOWS IN INTERLEAGUE PLAY THROUGH 2013

PITCHERS HITTING

YEAR	AVG	AB	R	H	2B	3B	HR	RBI	SH	SF	BB	SO
1997	.111	18	0	2	0	0	0	1	1	0	0	6
1998	.313	16	1	5	0	0	0	1	0	0	0	9
1999	.056	18	0	1	0	0	0	0	0	0	3	8
2000	.176	17	1	3	2	0	0	0	2	0	0	9
2001	.353	17	2	6	2	0	0	1	1	0	0	4
2002	.227	22	0	5	0	0	0	1	1	0	1	6
2003	.200	20	1	4	0	0	0	0	5	0	2	7
2004	.143	21	0	3	0	0	0	2	2	0	0	8
2005	.091	22	1	2	0	0	0	0	2	0	0	5
2006	.105	19	1	2	0	0	0	1	3	0	1	10
2007	.080	25	2	2	1	1	0	1	5	0	1	5
2008	.316	19	2	6	1	0	0	3	5	0	0	5
2009	.000	21	0	0	0	0	0	0	5	0	1	10
2010	.176	17	0	3	0	0	0	0	5	0	0	9
2011	.150	20	0	3	1	0	0	1	0	0	1	7
2012	.053	19	1	1	0	0	0	1	1	0	1	11
2013	.046	22	0	1	0	0	0	0	4	0	0	12
TOTALS	.147	333	12	49	7	1	0	13	42	0	11	131

TEAM RECORDS

Last Minnesota Sweep.....	3-0, 6/17-19/11 vs. SD
Last Sweep of Minnesota.....	0-3, 5/20-22/13 at ATL
Largest Margin, Victory.....	12 runs, 3x, 5/21/10 vs. MIL (15-3)
Largest Margin, Defeat.....	15 runs, 6/27/11 vs. LAD (0-15)
Most Runs Scored.....	16, 5/20/06 at MIL
Most Runs Allowed.....	16, 5/20/12 at MIL
Twins Home Record.....	92-58
Twins Road Record.....	73-79
Winning Streak.....	12, 6/22/06-5/19/07
Losing Streak.....	6, 6/22-27/11

INDIVIDUAL HIGHS

PITCHING

WINS, Career.....	16, Santana
Season.....	5, Liriano, (2006)
LOSSES, Career.....	11, Radke
Season.....	4, Radke (2005)
SAVES, Career.....	27, Nathan
Season.....	6, 6x, last Perkins (2013)
STRIKEOUTS, Career.....	191, Santana
Season.....	43, Liriano (2006)

HITTING

AVERAGE (min. 150 PA), Career.....	.350, Young
Season.....	.492, Mauer (2006)
HITS, Career.....	193, Mauer
Season.....	30, Mauer (2006)
HR, Career.....	29, Hunter
Season.....	9, Plouffe (2012)
RBI, Career.....	107, Morneau
Season.....	20, Cuddyer/Morneau (2006)

MINOR LEAGUES


2 0 1 3 M I N N E S O T A T W I N S S E A S O N S U M M A R Y



BYRON BUXTON AND ANDREW ALBERS NAMED 2013 TWINS MINOR LEAGUE PLAYER AND PITCHER OF THE YEAR

Outfielder **Byron Buxton** was named the 2013 Sherry Robertson Award winner as the Twins Minor League Player of the Year and left-handed pitcher Andrew Albers was named the 2013 Jim Rantz Award winner as the Twins Minor League Pitcher of the Year.

Buxton, 19, began the season at Single-A Cedar Rapids and hit .341 (92-for-270) with 15 doubles, 10 triples, eight home runs, 55 RBI, 68 runs scored, 32 steals and 44 walks in 68 games with theernels. He was promoted to Single-A Ft. Myers on June 24 and hit .326 (71-for-218) with four doubles, eight triples, four home runs, 22 RBI, 41 runs scored, 23 steals and 32 walks in 57 games with the Miracle. He combined to bat .334 (163-for-488) with 19 doubles, 18 triples, 12 home runs, 77 RBI, 109 runs scored and 55 stolen bases in 125 games this season.



The Baxley, Ga. native led the minor leagues in triples, ranked second in runs scored and 12th in stolen bases. He was named Midwest League MVP as well as the top minor league prospect at midseason and Minor League Player of the Year by *Baseball America*, the second Twin to win the honor after Joe Mauer earned the award in 2003. Buxton was the Twins first round (2nd overall) selection in the 2012 First-Year Player Draft from Appling County (Ga.) High School.



Albers, 27, began the season at Triple-A Rochester and went 11-5, 2.86 ERA (132.1 IP, 42 ER), allowing 124 hits with 32 walks, 116 strikeouts and three complete games (one shutout) in 22 starts. He had his contract purchased by Minnesota in August and went 2-5, 4.05 ERA (60.0 IP, 27 ER), allowing 64 hits with seven walks and 25 strikeouts in 10 starts, including 17.1 scoreless innings to begin his career, setting a Twins record by a starter.

The 6-foot-1, 201-pounder was named to the Triple-A All-Star game in 2013. At the time of his promotion to Minnesota, he ranked first in the International League in strikeouts, tied for second in wins, third in innings pitched and fifth in ERA. The Battleford, Saskatchewan native was signed by the Twins as a minor league free agent March 11, 2011 and was originally drafted in the 10th round of the 2008 First-Year Player Draft by the San Diego Padres. Albers becomes the 12th winner of this award.

The Sherry Robertson Award, named in honor of the Twins first farm director, was established in 1970 to recognize the Twins top minor league performer each season. Beginning in 2002, the award began recognizing the Twins Minor League Player of the Year while an additional award was created to recognize the Twins Minor League Pitcher of the Year. This award was named in honor of former Twins Minor League Director and Twins Hall of Famer, Jim Rantz.

SHERRY ROBERTSON AWARD

YEAR	PLAYER	POS	YEAR	PLAYER	POS
1970	Mark Wiley	P	1994	LaTroy Hawkins	P
1971	Steve Brye	OF	1995	Javier Valentin	C
1972	Tom Smithson	C	1996	Todd Walker	3B-2B
1973	Craig Kuskic	1B	1997	David Ortiz	1B
1974	Butch Wynegar	C	1998	Doug Mientkiewicz	1B
1975	Steve Luebber	P	1999	Michael Restovich	OF
1976	Dan Graham	C	2000	John Barnes	OF
1977	Greg Field	P	2001	Michael Cuddyer	3B
1978	Steve Douglas	OF	2002	Lew Ford	OF
1979	Steve Green	P	2003	Joe Mauer	C
1980	Bob Konopa	P	2004	Jason Kubel	OF
1981	Kent Hrbek	1B	2005	David Winfree	3B
1982	Jeff Reed	C	2006	Alexi Casilla	IF
1983	Tim Lincecum	2B	2007	Brian Buscher	3B
1984	Curt Wardle	P	2008	Ben Revere	OF
1985	Mark Davidson	OF	2009	Ben Revere	OF
1986	Gene Larkin	1B	2010	Joe Benson	OF
1987	Mike Dyer	P	2011	Brian Dozier	SS
1988	Pete Delkus	P	2012	Oswaldo Arcia	OF
1989	Paul Sorrento	1B	2013	Byron Buxton	OF
1990	Denny Neagle	P			
1991	Pat Mahomes	P			
1992	Marty Cordova	OF			
1993	LaTroy Hawkins	P			

JIM RANTZ AWARD

YEAR	PLAYER	POS
2002	J.D. Durbin	RHP
2003	Jesse Crain	RHP
2004	Scott Baker	RHP
2005	Francisco Liriano	LHP
2006	Matt Garza	RHP
2007	Kevin Slowey	RHP
2008	Anthony Slama	RHP
2009	David Bromberg	RHP
2010	Kyle Gibson	RHP
2011	Liam Hendriks	RHP
2012	B.J. Hermesen	RHP
2013	Andrew Albers	LHP

MINOR LEAGUE RECAP

ROCHESTER (77-67, Triple-A, International League) --



The Red Wings clinched their first playoff berth since 2006 by finishing 77-67 and securing a wild card spot, winning the tiebreaker against the Norfolk Tides. Red Wing hitters finished second in the league in runs scored (669), RBI (624) and on-base percentage (.339), along with finishing first in walks (561). Red Wing pitchers led the league in saves (46) and complete games (12), but finished last in ERA (4.21), runs allowed (664) and strikeouts (983). Andrew Albers (LHP) and Chris Colabello (1B) represented the Red Wings in the Triple-A All-Star Game. Colabello was named International League Most Valuable Player and Rookie of the Year after leading the league in batting average (.352), on-base percentage (.427) and slugging percentage (.639), while hitting 24 home runs and driving in 76 runs. Albers led the pitching staff, going 11-5 with a 2.86 ERA (132.1 IP, 42 ER) in 22 starts.

NEW BRITAIN (66-76, Double-A, Eastern League) --



The Rock Cats finished fifth in the Eastern Division after going 66-76. Rock Cats hitters finished with 112 home runs and drove in 595 runs, good for fourth in the Eastern League, while the pitching staff finished last in hits allowed (1,282). Josmil Pinto (C), Danny Santana (SS), Daniel Ortiz (OF), A.J. Achter (RHP), Edgar Ibarra (LHP) and Trevor May (RHP) were named to the Eastern Division All-Star team, hosted by the Rock Cats at New Britain Stadium. Third baseman Miguel Sano was promoted to the Rock Cats on June 9 and hit .236 with 19 home runs and 55 RBI in 67 games. Sano combined for 35 home runs and 103 RBI between the two levels. Catcher Josmil Pinto finished second in the league in batting average (.308) and third in on-base percentage (.411). Shortstop

Danny Santana led the league with 160 hits while hitting .297 in 131 games. Right-hander Trevor May led the league in strikeouts (159) and shutouts (2), finished fifth in innings pitched (151.2) and led the team in wins (9).

FT. MYERS (79-56, High-A, Florida State League) --



The Miracle clinched a playoff berth for the first time since 2009 after securing the South Division title with a first half record of 45-22. The Miracle ended the campaign with an overall record of 79-56. At the plate, Miracle hitters led the league in a handful of categories, including: batting average (.271), hits (1,210), runs scored (653), home runs (96), RBI (585), on-base percentage (.345) and slugging percentage (.404). The Miracle pitching staff finished second in the league in ERA (3.46), but gave up the most home runs (87). Matt Koch (C), Miguel Sano (3B), Kennys Vargas (1B), Zach Jones (RHP), Taylor Rogers (LHP) and Corey Williams (LHP)

were named to the South Division All-Star team. Before his promotion to Double-A on June 9, Miguel Sano hit .330 with 16 home runs and 48 RBI in 56 games. Outfielder Byron Buxton was promoted to Ft. Myers on June 23 and hit .326 with eight triples, four home runs, 22 RBI with an on-base percentage of .415 in 57 games. Buxton and Sano represented the Twins at the MLB All-Star Futures Game in New York City. First baseman Kennys Vargas led the league in RBI (93) and tied for second in home runs (19). Right-hander Matt Summers led the league in ERA (2.47) while left-hander Taylor Rogers led the league in complete games (3), finished second in ERA (2.55) and led the team in wins (11). Manager Doug Mientkiewicz was named FSL Manager of the Year. Koch, Rogers and Vargas were also named to the FSL Postseason All-Star team.

CEDAR RAPIDS (88-50, Low-A, Midwest League) --



The Kernels finished the regular season with a 88-50 record and captured a trip to the postseason where they were swept in a three-game series by the Quad Cities River Bandits. At the plate, the Kernels led the league in RBI (692), on-base percentage (.346), slugging percentage (.413) and finished second in batting average (.267) and home runs (108). Eight Kernels were named to the MWL All-Star team, including: Jose Berrios (RHP), Byron Buxton (OF), Niko Goodrum (SS), Steve Gruver (RHP), Travis Harrison (3B), Dalton Hicks (1B), Jorge Polanco (2B) and Adam Brett Walker (OF). Outfielder Byron Buxton was named the league's Most Valuable Player and Prospect of the Year after hitting .341 with eight home runs, 15 doubles, 10 triples, 55 RBI and 32 stolen bases in

68 games. Outfielder Adam Brett Walker led the league in home runs (27) and RBI (109). Left-hander Mason Melotakis led the team with 11 wins and left-hander Brett Lee finished third in the league in ERA (2.95). Buxton, Hicks and Walker were also named to the MWL Postseason All-Star team.

ELIZABETHTON (37-31, Rookie Advanced, Appalachian League) --



The E-Twins ended the 2013 campaign with a third place finish and a 37-31 record in the Appalachian League West Division. On the mound, the Elizabethton staff led the league in ERA (3.10), strikeouts (626), runs allowed (248) and home runs allowed (22). Twins hitters finished fourth in the league in batting average (.253), stolen bases (62) and triples (22). Outfielder Zack Granite was named to the Appalachian League All-Star team after hitting .285 with four doubles, five triples, 24 RBI and 14 stolen bases in 61 games. Along with a 21-game on-base streak, Granite ranked tied for second in the league in hits (69), tied for third in stolen bases (14) and fifth in runs scored (39). Right-hander Felix Jorge threw 61.0 innings and finished third in the league in strikeouts (72).

GCL TWINS (28-32, Rookie, Gulf Coast League) --

The GCL Twins finished with a 28-32 record, good for third place in the Gulf Coast League South Division. The pitching staff allowed the least home runs in the league (9), along with finishing second in strikeouts (520) and third in ERA (2.94). At the plate, the Twins finished with the second lowest batting average in the league (.227), despite having the second lowest strikeout total in the league (397). They also finished third in triples (25) and home runs (25). Shortstop Amaury Minier tied for the league lead with six home runs and left-hander Lewis Thorpe led the league in strikeouts (64). Thorpe also led the team with four wins, posting a 2.05 ERA (44.0 IP, 10 ER). Outfielder Chad Christensen had an 11-game hit streak from July 2-22.

DSL TWINS (36-33, Rookie, Dominican Summer League) --

The DSL Twins finished fourth in the Boca Chica Baseball City Division, 10 games behind division leader, DSL Giants. The DSL Twins led the league in stolen bases with 161 in 69 games. Outfielder Dubal Baez finished seventh in the league with a .335 batting average in 57 games. Baez also stole 27 bases and compiled a .447 on-base percentage. Outfielder Francis Mateo and third baseman Rafael Valera tied for the team led with 28 RBI. Right-hander Wilfredy Liranzo led the DSL Twins with 62 strikeouts in 41.0 innings, finishing 3-4 with a 3.07 ERA (41.0 IP, 14 ER) in 16 games.

TRIPLE-A ROCHESTER



ROCHESTER RED WINGS

International League - AAA (11th year)

GENE GLYNN

MANAGER

Named manager

12/1/11, replacing

Tom Nieto



President/CEO.....	Naomi Silver
General Manager.....	Dan Mason
Media Relations.....	Tim Doohan
Stadium.....	Frontier Field
Capacity.....	10,840
Manager.....	Gene Glynn
Pitching Coach.....	Marty Mason
Hitting Coach.....	Tim Doherty
Trainer.....	Larry Bennesse
Strength and Conditioning Coach.....	Jon Cioffi

ONE MORRIE SILVER WAY
ROCHESTER, NEW YORK 14608
(585) 454-1001
FAX: (585) 454-1056

2013 FINAL STATISTICS

PLAYER	AVG	G	AB	R	H	2B	3B	HR	RBI	SF	SH	HB	BB	SO	SB	CS	E	OBP
Arcia, Oswaldo	.251	78	279	26	70	15	2	10	32	0	0	3	20	92	1	2	1	.308
Bernier, Doug	.245	23	49	9	12	3	0	0	5	0	2	1	7	13	2	1	0	.351
Butera, Drew	.000	2	3	0	0	0	0	0	0	0	0	0	0	1	0	0	0	.000
Carroll, Jamey	.230	58	191	21	44	6	0	0	9	0	1	1	13	35	2	0	2	.283
Colabello, Chris	.202	38	119	11	24	2	0	6	13	0	0	1	12	44	0	1	1	.280
Doumit, Ryan	.239	115	415	39	99	23	1	11	49	4	0	1	43	82	1	0	3	.309
Dozier, Brian	.245	123	465	64	114	30	4	17	60	4	3	5	43	96	10	6	4	.313
Escobar, Eduardo	.214	55	131	20	28	2	2	3	9	1	1	0	10	23	0	1	4	.268
Florimon, Pedro	.224	112	343	39	77	14	0	8	39	3	5	2	27	95	13	5	12	.283
Herrmann, Chris	.225	43	120	12	27	7	0	4	17	0	3	0	15	40	0	1	1	.311
Hicks, Aaron	.192	81	281	37	54	11	3	8	27	2	4	2	24	84	9	3	0	.259
Mastroianni, Darin	.250	13	28	2	7	2	0	0	4	1	2	0	1	6	2	1	0	.267
Mauer, Joe	.324	113	445	62	144	35	0	11	47	2	0	0	61	89	0	1	3	.404
Morneau, Justin	.259	127	495	56	128	32	0	17	74	5	0	6	37	98	0	0	3	.315
Parmelee, Chris	.223	83	242	19	54	12	0	8	20	3	0	2	27	66	1	1	2	.303
Pinto, Josmil	.667	2	9	3	6	2	0	0	1	0	0	0	1	2	0	0	1	.700
Plouffe, Trevor	.245	105	387	38	95	19	1	14	45	3	1	6	28	91	2	1	11	.304
Presley, Alex	.357	3	14	3	5	1	0	0	2	0	0	0	2	4	0	2	0	.438
Ramirez, Wilkin	.272	35	81	5	22	6	1	0	6	1	0	1	3	23	0	0	0	.302
Thomas, Clete	.229	77	262	36	60	14	0	4	13	0	1	1	27	80	1	3	3	.303
Willingham, Josh	.207	95	338	38	70	19	0	12	45	2	0	14	56	110	1	0	0	.341
Totals	.242	137	4716	540	1141	255	14	133	517	31	27	46	457	1185	45	29	61	.313

PITCHER	W	L	ERA	G	GS	CG	SH	SV	IP	H	R	ER	HR	HB	BB	SO	WP	BK	BAA
Achter, A.J.	1	2	3.04	16	0	0	0	1	23.2	17	9	8	4	0	14	20	0	0	.198
Albers, Andrew	11	5	2.86	22	22	3	1	0	132.1	124	46	42	14	0	32	116	0	1	.251
Blackburn, Nick	0	1	10.80	1	1	0	0	0	5.0	10	6	6	2	0	0	0	0	0	.455
Darnell, Logan	4	4	4.26	12	11	0	0	0	57.0	63	33	27	5	4	22	43	4	0	.292
Dean, Pat	3	2	2.03	6	6	0	0	0	40.0	38	14	9	0	1	5	22	0	0	.253
Deduno, Samuel	0	0	2.70	3	3	0	0	0	16.2	14	6	5	1	0	10	17	2	0	.237
De Vries, Cole	3	4	7.02	10	10	0	0	0	50.0	77	40	39	6	1	13	24	3	1	.358
Diamond, Scott	4	0	2.41	6	6	1	1	0	41.0	33	13	11	4	0	9	19	0	0	.217
Dinkelmann, Brian	0	0	0.00	1	0	0	0	0	1.0	0	0	0	0	0	0	1	0	0	.000
Eppley, Cody	2	0	4.88	22	0	0	0	0	24.0	23	13	13	0	0	13	20	0	0	.253
Eppley, Cody	4	2	6.49	41	0	0	0	3	43.0	53	31	31	1	2	28	39	1	0	.310
Gibson, Kyle	7	5	2.92	17	17	2	2	0	101.2	85	36	33	5	0	33	87	3	0	.227
Hendricks, Liam	4	8	4.67	16	16	1	0	0	98.1	115	56	51	9	3	15	62	2	0	.294
Hernandez, Pedro	2	2	4.50	8	7	1	0	0	46.0	53	28	23	8	1	12	33	0	0	.290
Ibarra, Edgar	1	0	1.96	16	0	0	0	0	18.1	9	4	4	1	1	9	14	0	0	.150
Lanigan, Bobby	0	0	0.00	1	0	0	0	1	0.2	0	0	0	0	0	1	1	0	0	.000
Martin, Blake	0	0	4.02	12	0	0	0	0	15.2	12	7	7	6	0	12	15	0	0	.218
Martis, Shairon	2	4	4.26	42	3	0	0	11	80.1	68	39	38	8	0	31	65	6	0	.227
Mitchell, Jermaine	0	0	8.10	2	0	0	0	0	3.1	4	3	3	0	0	3	0	0	0	.308
Mitchell, Jermaine	0	0	8.10	2	0	0	0	0	3.1	4	3	3	0	0	3	0	0	0	.308
O'Connor, Michael	0	1	4.86	13	0	0	0	0	16.2	23	10	9	0	0	6	17	0	1	.343
Olmedo, Ray	0	0	0.00	1	0	0	0	0	0.2	0	0	0	0	0	0	0	0	0	.000
Perdomo, Luis	5	4	5.95	45	0	0	0	6	65.0	67	48	43	9	5	43	59	5	1	.263
Perez, Rafael	1	0	2.25	4	0	0	0	0	4.0	2	1	1	1	0	3	2	0	0	.154
Pugh, Bruce	0	0	19.80	5	0	0	0	0	5.0	14	11	11	1	0	3	1	1	1	.538
Robertson, Tyler	2	0	3.05	21	0	0	0	1	20.2	22	7	7	0	0	16	20	1	0	.289
Slama, Anthony	0	4	13.50	14	0	0	0	2	13.1	16	21	20	2	1	14	9	1	0	.302
Thielbar, Caleb	1	1	3.76	17	0	0	0	1	26.1	27	13	11	1	1	8	34	2	0	.260
Thompson, Aaron	3	2	3.48	31	1	0	0	6	44.0	49	20	17	3	1	13	42	3	0	.285
Jonkin, Michael	1	2	4.41	30	0	0	0	14	32.2	33	18	16	3	1	8	36	0	0	.256
Jurpen, Daniel	2	0	6.93	21	0	0	0	1	24.2	34	24	19	6	2	13	19	2	1	.337
Vasquez, Virgil	4	7	4.41	23	13	0	0	1	87.2	100	47	43	12	6	19	60	2	0	.288
Walters, P.J.	7	5	4.18	19	19	1	1	0	103.1	110	54	48	5	8	46	82	6	0	.288
Wood, Tim	1	1	6.75	7	0	0	0	1	8.0	9	6	6	1	0	5	9	0	1	.273
Worley, Vance	6	3	3.88	9	9	3	1	0	58.0	65	31	25	3	1	17	34	1	0	.281
Totals	77	67	4.21	144	144	12	10	46	1265.0	1316	664	592	120	37	447	983	44	7	.270

DOUBLE-A NEW BRITAIN

NEW BRITAIN ROCK CATS

Eastern League - AA (19th year)

Rock Cats 2013 Record66-76 (5th place)

President & General Manager.....John Willis
Media Relations.....Jeff Dooley
Stadium.....New Britain Stadium
Capacity.....6,146
Manager.....Jeff Smith
Pitching Coach.....Stu Cliburn
Hitting Coach.....Chad Allen
Trainer.....Chris Johnson
Strength and Conditioning Coach.....Tyler Donahue

JEFF SMITH

MANAGER

Named manager

10/21/09, replacing

Tom Nieto



P.O. Box 1718,
NEW BRITAIN, CT 06050
(860) 224-8383
FAX: (860) 225-6267

2013 FINAL STATISTICS

PLAYER	AVG	G	AB	R	H	2B	3B	HR	RBI	SF	SH	HB	BB	SO	SB	CS	E	OBP
Beresford, James	.316	45	158	21	50	5	0	0	19	3	4	2	14	22	5	0	4	.373
Bigley, Evan	.216	50	190	22	41	9	1	2	25	3	0	2	11	58	0	2	0	.262
Boyer, Brad	.244	11	41	5	10	2	0	0	5	0	1	0	6	7	2	1	1	.340
Christian, Jason	.189	23	53	6	10	2	2	0	4	0	1	0	6	18	2	2	4	.271
Farris, Eric	.500	1	2	1	1	0	0	0	0	0	0	0	1	1	0	1	0	.667
Garcia, Harold	.217	7	23	3	5	0	0	2	5	0	0	3	0	5	0	0	0	.308
Goncalves, Jhon	.196	31	97	12	19	5	1	2	9	1	2	2	9	27	1	0	2	.275
Hanson, Nate	.253	101	367	47	93	22	3	7	47	5	3	6	38	60	1	0	7	.329
Knudson, Kyle	.295	28	88	8	26	5	0	0	12	1	0	3	10	13	0	0	1	.382
Lehmann, Danny	.273	9	22	4	6	0	0	1	3	1	0	1	3	7	0	0	1	.370
Morales, Angel	.169	57	166	20	28	6	1	5	16	3	1	2	12	63	3	1	2	.230
Ortiz, Daniel	.258	133	484	63	125	27	4	12	60	4	2	4	27	88	1	4	9	.301
Parraz, Jordan	.261	74	241	36	63	11	0	11	33	1	1	7	25	53	5	1	1	.347
Pettersen, Adam	.150	49	120	13	18	4	0	0	5	0	3	7	17	17	3	2	3	.292
Pettit, Chris	.129	18	62	10	8	4	0	0	5	1	1	2	5	17	1	1	0	.214
Pinto, Josmil	.308	107	386	59	119	23	1	14	68	0	0	3	64	71	0	2	5	.411
Ramirez, Wilkin	.172	7	29	3	5	1	0	0	0	0	0	0	2	6	1	0	0	.226
Richardson, Antaoan	.336	33	119	26	40	6	1	0	14	1	7	5	22	25	14	5	1	.456
Rodriguez, Reynaldo	.231	121	415	70	96	33	4	21	57	7	0	3	44	108	5	4	8	.305
Rohlfing, Dan	.253	86	289	31	73	13	1	1	30	1	2	3	34	76	0	0	6	.336
Romero, Delbinson	.355	8	31	6	11	2	0	3	6	0	0	0	4	7	0	0	0	.429
Rosario, Eddie	.284	70	289	40	82	19	3	4	38	2	1	0	21	67	7	4	10	.330
Sano, Miguel	.236	67	233	35	55	15	3	19	55	3	0	4	36	81	2	1	12	.344
Santana, Danny	.297	131	539	66	160	22	10	2	45	5	11	8	24	94	30	13	32	.333
Smith, Curt	.231	45	147	17	34	8	0	4	19	3	2	4	12	45	0	0	2	.301
Sobolewski, Mark	.165	33	121	12	20	4	0	2	15	2	0	2	9	37	0	0	13	.231
Turner, Stuart	.500	1	4	1	2	0	0	0	0	0	0	0	0	1	0	0	0	.500
Totals	.254	142	4716	637	1200	248	35	112	595	47	42	73	456	1074	83	44	135	.327

PITCHER	W	L	ERA	G	GS	CG	SH	SV	IP	H	R	ER	HR	HB	BB	SO	WP	BK	BAA
Achter, A.J.	2	0	2.21	25	0	0	0	3	36.2	28	10	9	3	1	19	36	3	1	.209
Baxendale, DJ	5	7	5.63	16	1	0	0	0	92.2	110	65	58	13	2	22	64	6	1	.293
Blackburn, Nick	0	1	5.06	2	2	0	0	0	10.2	10	6	6	0	1	3	4	0	1	.270
Darnell, Logan	6	6	2.61	15	15	1	1	0	96.2	96	34	28	4	8	23	77	7	0	.263
Davies, Kyle	3	0	3.49	6	6	0	0	0	28.1	29	12	11	2	1	2	24	2	0	.264
Dean, Pat	6	11	4.68	22	22	2	1	0	125.0	151	72	65	12	2	17	61	2	2	.295
De Vries, Cole	0	2	1.69	3	3	0	0	0	16.0	12	7	3	3	1	2	11	0	0	.203
Fuentes, Nelvin	0	0	10.13	4	0	0	0	0	5.1	9	6	6	2	1	2	2	1	0	.391
Gonzalez, Jose	2	0	6.13	31	0	0	0	0	39.2	49	35	27	4	8	21	35	5	1	.299
Hausner, Matt	3	5	6.00	26	1	0	0	3	39.0	42	28	26	6	3	12	35	3	0	.276
Hermesen, B.J.	1	10	4.81	30	14	0	0	0	86.0	117	58	46	6	6	28	35	4	0	.328
Hernandez, Pedro	1	0	0.82	2	2	0	0	0	11.0	9	1	1	0	0	3	6	0	0	.209
Ibarra, Edgar	2	2	1.91	31	0	0	0	2	42.1	32	11	9	2	1	20	40	3	0	.212
Johnson, Cole	1	3	4.38	28	0	0	0	3	39.0	35	21	19	6	2	15	48	3	1	.235
Lanigan, Bobby	3	1	3.77	23	0	0	0	1	28.2	36	17	12	2	2	11	16	4	0	.300
Martin, Blake	2	2	6.10	25	3	0	0	0	41.1	46	32	28	5	2	33	37	4	1	.288
May, Trevor	9	9	4.51	27	27	2	2	0	151.2	149	79	76	14	8	67	159	7	0	.256
Meyer, Alex	4	3	3.21	13	13	0	0	0	70.0	60	29	25	3	3	29	84	5	1	.226
O'Rourke, Ryan	0	2	4.67	17	0	0	0	2	17.1	15	10	9	0	0	7	19	3	0	.238
Popham, Marty	2	1	10.80	6	0	0	0	0	8.1	11	10	10	1	2	8	10	0	1	.306
Pugh, Bruce	1	1	7.82	18	0	0	0	0	25.1	27	23	22	4	1	20	19	6	0	.273
Sattler, Daniel	0	0	11.37	8	0	0	0	1	6.1	8	8	8	0	1	9	6	2	0	.296
Stuitbergen, Tom	3	1	6.16	8	6	0	0	0	30.2	34	21	21	5	1	9	20	2	0	.270
Summers, Matthew	1	2	6.45	6	5	0	0	0	22.1	25	17	16	1	2	12	13	0	0	.284
Thompson, Aaron	0	1	0.61	11	0	0	0	3	14.2	11	1	1	0	0	3	11	0	1	.204
Tonkin, Michael	1	2	2.22	22	0	0	0	7	24.1	21	10	6	0	3	8	30	2	0	.216
Turnen, Daniel	1	1	3.79	26	0	0	0	3	40.1	35	22	17	3	1	27	30	1	0	.236
Yasquez, Virgil	3	3	3.14	7	7	2	2	0	48.2	42	23	17	4	1	8	34	3	0	.227
Watts, Dakota	3	0	0.74	28	0	0	0	8	36.1	31	5	3	0	1	10	31	2	1	.230
Williams, Corey	1	0	0.00	1	0	0	0	0	2.0	2	0	0	0	0	2	3	0	0	.250
Totals	66	76	4.25	142	142	8	12	36	1236.2	1282	673	584	105	65	452	1000	80	12	.266

SINGLE-A FT. MYERS



FT. MYERS MIRACLE

Florida State League - A (22nd year)

Miracle 2013 Record79-56 (1st place)
(1st half/1st place, 2nd half/4th place)

PresidentSteve Gliner
General ManagerAndrew Seymour
Media RelationsBrice Zimmerman
StadiumHammond Stadium
Capacity8,100
ManagerDoug Mientkiewicz
Pitching CoachIvan Artega
CoachJim Dwyer
TrainerAlan Rail

DOUG MIENTKIEWICZ

MANAGER

Named manager
12/10/12, replacing
Jake Mauer



14400 SIX MILE CYPRESS PARKWAY
FT. MYERS, FL 33912
(239) 768-4210
FAX: (239) 768-4211

2013 FINAL STATISTICS

PLAYER	AVG	G	AB	R	H	2B	3B	HR	RBI	SF	SH	HB	BB	SO	SB	CS	E	OBP
Bigley, Evan	.353	4	17	3	6	2	0	1	1	0	0	2	1	4	0	0	0	.450
Bryant, Adam	.000	1	0	0	0	0	0	0	0	0	0	0	0	0	0	0	0	.000
Buxton, Byron	.326	57	218	41	71	4	8	4	22	1	0	2	32	49	23	8	1	.415
Gonzales, Jhon	.266	84	301	43	80	20	3	2	25	4	1	6	31	72	16	5	5	.342
Gonzales, Mike	.238	18	63	16	15	1	1	4	15	3	0	1	10	17	0	0	2	.338
Haar, Bryan	.500	1	2	1	1	1	0	0	1	0	0	0	1	1	0	0	0	.667
Hicks, Dalton	.270	42	148	18	40	8	0	4	28	4	0	2	22	38	0	1	2	.364
Knudson, Kyle	.280	29	93	6	26	3	0	2	9	0	0	3	9	19	0	1	0	.362
Koch, Matt	.278	98	352	38	98	20	1	7	40	3	0	3	35	75	1	1	8	.346
Kvasnicka, Mike	.282	69	248	35	70	13	2	9	40	2	0	0	23	59	4	1	2	.341
Leachman, Drew	.193	18	57	4	11	0	0	0	4	1	1	1	6	7	2	1	1	.277
Leer, Andy	.195	66	205	29	40	10	1	4	19	2	8	1	17	66	4	1	7	.258
Licon, Joel	.400	2	10	1	4	1	0	0	2	0	0	0	0	1	0	0	0	.400
Mastroianni, Darin	.400	3	10	4	4	2	0	0	0	0	0	0	2	1	2	0	0	.500
Mejia, Aderlin	.308	75	292	41	90	10	1	0	28	5	5	0	26	30	14	10	6	.359
Michael, Levi	.229	94	315	40	72	15	4	4	28	6	3	2	49	67	21	2	17	.331
Morales, Angel	.297	55	202	35	60	17	4	7	36	3	6	3	20	64	5	6	3	.364
Murphy, Jonathan	.248	38	129	14	32	6	0	1	9	0	1	2	5	27	5	3	2	.287
Pettersen, Adam	.248	37	129	20	32	4	0	1	10	3	4	8	9	10	4	1	1	.329
Pimentel, Candido	.278	19	54	7	15	4	0	0	9	0	2	1	1	10	2	1	3	.304
Ramirez, Wilkin	.111	3	9	3	1	0	0	0	0	0	0	0	2	2	0	0	0	.273
Ray, Lance	.200	23	85	10	17	4	0	1	8	1	0	0	10	20	1	1	1	.281
Roberts, Nate	.250	1	4	0	1	1	0	0	1	0	0	1	0	0	0	0	0	.400
Rodriguez, Jairo	.246	37	130	8	32	3	0	0	14	2	2	2	3	10	0	0	1	.270
Rosario, Eddie	.329	52	207	40	68	13	5	6	35	5	0	2	17	29	3	6	4	.377
Sano, Miguel	.330	56	206	51	68	15	2	16	48	2	0	6	29	61	9	2	11	.424
Vargas, Kennys	.267	125	457	68	122	33	1	19	93	6	0	7	50	105	0	0	11	.344
Wickens, Stephen	.260	112	389	60	101	22	3	3	44	6	0	12	45	55	20	3	10	.350
Williams, J.D.	.236	42	140	17	33	5	0	1	16	1	0	2	19	38	11	6	1	.333
Totals	.271	135	4472	653	1210	237	36	96	585	60	33	69	474	937	147	60	113	.345

PITCHER	W	L	ERA	G	GS	CG	SH	SV	IP	H	R	ER	HR	HB	BB	SO	WP	BK	BAA
Bard, Luke	0	0	0.00	1	0	0	0	0	1.0	0	0	0	0	0	0	2	0	0	.000
Baxendale, DJ	7	0	1.10	9	9	0	0	0	57.1	34	9	7	2	2	11	48	3	0	.171
Boer, Madison	1	0	11.81	3	2	0	0	0	10.2	20	14	14	2	0	7	5	2	0	.417
Davies, Kyle	1	3	4.01	5	5	0	0	0	24.2	28	13	11	3	0	13	16	0	0	.277
De Vries, Cole	1	0	1.00	2	2	0	0	0	9.0	8	2	1	0	0	0	6	0	0	.229
Diamond, Scott	0	0	7.20	1	1	0	0	0	5.0	6	4	4	1	0	0	3	0	0	.286
Duffey, Tyler	4	5	4.45	15	9	0	0	0	62.2	67	37	31	3	4	17	44	4	0	.272
Fuentes, Nelson	2	1	3.33	29	0	0	0	0	46.0	38	19	17	4	0	15	56	4	0	.221
Gonzalez, Jose	0	1	2.51	10	0	0	0	0	14.1	11	4	4	3	0	3	19	1	1	.208
Gruver, Steven	0	0	3.98	9	0	0	0	0	20.1	20	9	9	1	0	13	14	3	0	.263
Hauser, Matt	1	0	0.00	4	0	0	0	0	7.0	3	0	0	0	0	2	7	0	0	.125
Hurlbut, David	1	1	3.54	4	4	0	0	0	20.1	25	9	8	0	0	5	18	0	0	.309
Johnson, Cole	2	0	0.82	13	0	0	0	2	22.0	13	2	2	0	2	5	20	1	0	.171
Jones, Tyler	1	3	4.20	12	0	0	0	4	15.0	18	7	7	0	1	4	22	1	0	.305
Jones, Zach	4	3	1.85	39	0	0	0	14	48.2	28	11	10	2	2	28	70	3	0	.172
Munoz, Miguel	0	0	3.97	6	0	0	0	0	11.1	13	5	5	1	0	0	5	0	0	.277
O'Rourke, Ryan	5	1	2.22	17	0	0	0	3	28.1	19	7	7	3	0	8	21	2	0	.190
Rodgers, Chad	8	2	4.13	31	0	0	0	0	52.1	56	34	24	4	1	19	38	5	1	.272
Rogers, Taylor	11	6	2.55	22	21	3	2	0	130.2	119	46	37	5	9	32	83	8	0	.248
Salcedo, Adrian	6	3	3.70	34	0	0	0	2	58.1	53	25	24	6	3	15	54	2	1	.239
Soliman, Manuel	1	8	5.47	14	11	1	0	0	51.0	73	35	31	10	2	32	39	2	1	.333
Stutbergen, Tom	2	3	3.65	11	10	0	0	0	56.2	56	31	23	5	2	2	28	1	0	.250
Summers, Matthew	6	5	2.47	21	21	1	1	0	120.1	100	38	33	2	8	34	87	4	2	.222
Tomshaw, Matt	4	4	3.94	17	14	0	0	1	96.0	104	44	42	7	3	21	58	2	1	.281
Watts, Dakota	1	1	9.90	7	0	0	0	0	10.0	17	12	11	0	2	6	7	1	0	.378
Wheeler, Jason	9	4	3.70	26	26	0	0	0	143.1	156	72	59	16	10	58	91	5	0	.284
Williams, Corey	0	2	5.16	35	0	0	0	10	45.1	44	28	26	7	8	23	43	5	0	.257
Wood, Tim	1	0	20.25	2	0	0	0	0	1.1	5	3	3	0	0	1	0	0	0	.625
Totals	79	56	3.46	135	135	5	13	36	1169.0	1134	520	450	87	59	374	900	59	7	.255

SINGLE-A CEDAR RAPIDS

CEDAR RAPIDS KERNELS

Midwest League - A (1st year)

Kernels 2013 Record88-50 (1st place)
(1st half/2nd place, 2nd half/1st place)

President Gary Keoppel
General Manager Doug Nelson
Media Relations/Play-by-Play Radio Morgan Hawk
Baseball Communications Andrew Pantini
Stadium Veterans Memorial Stadium
Capacity 5,300
Manager Jake Mauer
Pitching Coach Gary Lucas
Catching Tom Watkins
Trainer Ryan Hedwall

JAKE MAUER

MANAGER

Named manager
12/10/12, replacing
Nelson Prada



950 ROCKFORD ROAD SW
CEDAR RAPIDS, IOWA 52404
(319) 363-3887
FAX: (319) 363-5631

2013 FINAL STATISTICS

PLAYER	AVG	G	AB	R	H	2B	3B	HR	RBI	SF	SH	HB	BB	SO	SB	CS	E	OBP
Altobelli, Bo	.310	19	71	4	22	2	0	0	9	1	0	1	3	10	0	0	1	.342
Arias, Jhonatan	.236	22	72	4	17	4	0	0	5	0	0	0	3	14	0	0	2	.267
Buxton, Byron	.341	68	270	68	92	15	10	8	55	3	3	1	44	56	32	11	1	.431
Gonzales, Mike	.252	29	103	17	26	7	0	5	18	4	0	6	7	22	1	0	1	.325
Goodrum, Niko	.260	103	385	62	100	22	4	4	45	2	4	4	60	105	20	4	27	.364
Grimes, Tyler	.256	89	293	54	75	11	4	6	30	2	3	13	45	87	3	1	7	.377
Harrison, Travis	.253	129	450	66	114	28	0	15	59	3	2	14	68	125	2	4	26	.366
Hicks, Dalton	.297	89	354	50	105	31	0	13	82	7	3	2	34	85	0	1	9	.355
Jimenez, Romy	.095	21	74	5	7	2	0	0	6	1	0	1	4	22	0	0	1	.150
Kepler, Max	.237	61	236	35	56	11	3	9	40	1	0	2	24	43	2	0	7	.312
Leachman, Drew	.346	6	26	4	9	1	1	0	4	1	0	0	0	4	1	0	0	.333
Licon, Joel	.241	53	187	22	45	13	0	2	29	1	1	1	16	38	1	1	7	.302
Murphy, Jonathan	.272	56	224	31	61	7	4	2	22	0	2	3	24	55	7	4	4	.351
Pimentel, Candido	.269	47	171	32	46	2	2	0	11	1	0	0	18	39	11	3	13	.337
Pineda, Jeremias	.239	68	230	35	55	6	1	2	21	1	1	7	20	64	16	4	7	.318
Polanco, Jorge	.308	115	465	76	143	32	10	5	78	10	3	3	42	59	4	4	18	.362
Quesada, Michael	.202	62	208	28	42	13	1	2	21	1	0	1	34	57	0	0	4	.316
Rodriguez, Jairo	.140	16	50	8	7	2	0	0	4	1	1	0	6	7	0	0	2	.228
Walker, Ryan	.250	6	20	3	5	1	0	0	2	0	1	1	0	4	0	0	4	.286
Walker II, Adam Brett	.278	129	508	83	141	31	7	27	109	9	0	4	31	115	10	4	319	
Williams, J.D.	.281	80	267	65	75	12	6	8	42	4	2	4	47	67	15	7	2	.391
Totals	.267	138	4664	752	1243	253	53	108	692	53	26	68	530	1078	125	44	159	.346

PITCHER	W	L	ERA	G	GS	CG	SH	SV	IP	H	R	ER	HR	HB	BB	SO	WP	BK	BAA
Arias, Jhonatan	0	0	27.00	1	0	0	0	0	1.0	1	3	3	0	0	4	0	0	0	.333
Atterton, Tim	8	5	2.54	31	11	0	0	1	95.2	76	41	27	4	5	33	102	7	1	.217
Berrios, Jose	7	7	3.99	19	19	0	0	0	103.2	105	58	46	6	9	40	100	13	1	.262
Bixler, Brandon	1	0	4.66	9	0	0	0	0	9.2	13	5	5	0	0	8	12	1	0	.317
Boer, Madison	1	1	3.04	18	0	0	0	7	26.2	26	9	9	0	1	8	23	3	0	.263
Boyd, Hudson	4	5	4.98	29	16	0	0	0	103.0	101	62	57	10	6	56	72	6	0	.260
Brewer, Caleb	1	1	6.53	12	0	0	0	1	20.2	28	17	15	3	0	10	18	4	0	.333
Burris, Josh	0	0	10.80	8	0	0	0	0	10.0	11	12	12	2	0	9	8	1	0	.306
Duffey, Tyler	3	2	2.78	9	9	0	0	0	58.1	49	19	18	5	1	6	47	0	0	.221
Gallant, Dallas	1	0	5.51	14	0	0	0	1	16.1	13	11	10	3	0	13	28	3	0	.213
Gilbert, Brian	1	1	1.06	13	0	0	0	5	17.0	12	2	2	0	0	0	7	3	0	.190
Gruver, Steven	5	2	2.45	24	2	0	0	3	58.2	50	22	16	6	0	16	62	0	1	.226
Hurlbut, David	3	1	2.52	24	3	0	0	6	50.0	40	20	14	3	1	8	46	3	0	.207
Jones, Tyler	4	3	1.93	24	0	0	0	9	37.1	19	14	8	0	1	16	44	0	0	.146
Lee, Brett	8	4	2.95	23	19	2	0	0	116.0	117	49	38	7	5	26	89	5	1	.259
Mazza, Chris	0	0	6.23	7	0	0	0	2	8.2	12	6	6	0	0	3	10	2	0	.333
Melotakis, Mason	11	4	3.16	24	18	0	0	1	111.0	106	50	39	6	5	39	84	12	0	.249
Merck, Kaleb	1	1	7.50	6	0	0	0	1	12.0	16	10	10	1	2	3	9	1	0	.320
Montanez, Josue	7	5	3.97	26	12	0	0	1	90.2	88	51	40	13	7	30	55	4	0	.258
Muren, Alex	6	1	2.85	33	0	0	0	2	60.0	50	24	19	3	0	18	36	4	0	.223
Pelfrey, Mike	1	0	3.00	1	1	0	0	0	6.0	2	2	2	1	1	0	6	0	0	.100
Powell, Christian	3	5	5.81	14	10	0	0	0	62.0	83	43	40	5	1	34	50	10	0	.325
Robb, Hein	0	0	7.59	3	3	0	0	0	10.2	11	10	9	0	0	9	10	0	0	.250
Rogers, Taylor	0	1	7.20	3	3	0	0	0	10.0	14	12	8	1	0	4	10	1	0	.304
Shibuya, Tim	4	0	0.96	10	4	1	1	1	37.2	23	5	4	0	0	4	25	0	0	.173
Soliman, Manuel	3	1	5.28	17	0	0	0	1	29.0	29	21	17	1	3	18	28	5	0	.264
Sulbaran, Miguel	3	0	2.70	4	4	0	0	0	20.0	21	9	6	0	1	5	16	1	0	.269
Tomshaw, Matt	2	0	5.10	9	4	0	0	0	30.0	36	17	17	4	0	8	24	1	0	.290
Totals	88	50	3.69	138	138	3	6	42	1211.2	1152	604	497	84	49	428	1021	90	4	.249

ROOKIE ELIZABETHTON

ELIZABETHTON TWINS

Appalachian League - Rookie (40th year)

E-Twins 2013 Record.....37-31 (3rd place)

PresidentHarold Mains
General ManagerMike Mains
StadiumJoe O'Brien Field
Capacity2,500
ManagerRay Smith
Pitching CoachHenry Bonilla
CoachJeff Reed
TrainerCurtis Simondet

RAY SMITH

MANAGER

Named manager

1/28/02, replacing

Rudy Hernandez



136 SOUTH SYCAMORE STREET

ELIZABETHTON, TN 37643

(423) 547-6441

FAX: (423) 547-6442

2013 FINAL STATISTICS

PLAYER	AVG	G	AB	R	H	2B	3B	HR	RBI	SB	SH	HB	BB	SO	SB	CS	E	OBP
Altobelli, Bo	.300	7	20	2	6	1	0	0	0	0	0	0	2	3	0	0	2	.364
Avila, Carlos	.206	24	68	6	14	1	0	0	4	1	2	1	10	18	1	2	7	.313
Garver, Mitch	.243	56	202	16	49	15	2	2	30	1	1	2	19	31	0	0	0	.313
Granite, Zach	.285	61	242	39	69	4	5	0	24	3	2	2	29	25	14	7	3	.362
Haar, Bryan	.293	60	232	33	68	14	5	6	30	2	1	0	18	59	7	4	7	.341
Jimenez, Romy	.254	50	173	23	44	8	1	1	13	1	0	0	10	32	4	4	4	.293
Larson, Zach	.301	20	73	14	22	5	1	1	11	0	0	4	9	16	3	2	2	.407
Ortiz, Kelvin	.195	37	133	16	26	4	1	1	14	3	0	7	13	56	12	4	3	.295
Pimentel, Javier	.216	45	153	17	33	11	2	0	14	1	0	1	12	61	0	1	9	.275
Proctor, Jake	.194	10	36	5	7	2	1	0	3	0	0	0	2	12	0	0	0	.237
Rhodes, Rory	.242	52	194	28	47	14	0	4	30	3	0	0	22	69	5	2	2	.315
Rodriguez, Dereck	.222	41	153	23	34	11	0	3	19	1	1	2	8	46	7	1	2	.268
Santly, Bryan	.256	23	82	4	21	3	0	0	12	1	0	1	2	14	1	2	2	.279
Turner, Stuart	.264	34	121	15	32	5	0	3	19	4	1	4	12	22	0	1	4	.340
Vavra, Tanner	.246	42	134	20	33	3	1	0	8	1	4	3	21	36	1	2	6	.358
Vielma, Engelb	.217	6	23	7	5	0	0	0	1	0	0	2	1	7	1	0	1	.308
Wade, Logan	.303	32	99	10	30	3	3	2	12	1	1	0	5	33	2	2	3	.333
Walker, Ryan	.267	42	135	18	36	4	0	1	14	3	0	0	17	27	4	1	5	.342
Totals	.253	68	2273	296	576	108	22	24	258	26	13	29	212	567	62	35	72	.322

PITCHER	W	L	ERA	G	GS	CG	SH	SV	IP	H	R	ER	HR	HB	BB	SO	WP	BK	BAA
Bard, Luke	1	0	1.08	7	0	0	0	0	8.1	2	1	1	0	1	6	6	1	0	.091
Bixler, Brandon	1	1	0.73	6	0	0	0	0	12.1	6	2	1	0	1	4	18	2	0	.143
Burris, Josh	4	2	3.70	12	8	0	0	0	41.1	32	21	17	2	4	32	48	7	0	.219
Eades, Ryan	0	0	4.60	10	0	0	0	0	15.2	13	9	8	0	2	12	13	3	0	.236
Ferreira, Andrew	1	0	2.57	13	0	0	0	0	21.0	11	6	6	1	3	14	30	3	1	.162
Gallant, Dallas	2	1	5.40	8	0	0	0	0	10.0	8	6	6	0	1	4	8	0	0	.229
Gilbert, Brian	1	0	0.00	5	0	0	0	1	6.0	1	0	0	0	0	1	7	0	0	.050
Goldsmith, Carson	1	2	5.50	14	0	0	0	1	18.0	19	11	11	1	0	10	29	3	0	.271
Gonsalves, Stephen	1	1	1.29	3	3	0	0	0	14.0	10	2	2	0	0	4	21	2	1	.200
Irby, C.K.	0	1	3.29	10	0	0	0	1	13.2	10	6	5	1	2	7	10	1	0	.204
Jorge, Felix	2	2	2.95	12	12	0	0	0	61.0	56	26	20	2	2	18	72	5	1	.245
Landa, Yorman	3	4	2.78	12	12	0	0	0	55.0	46	25	17	1	8	29	46	7	0	.227
Lo, Kuo Hua	2	1	2.37	15	4	0	0	2	38.0	29	10	10	3	2	14	34	1	1	.209
Malinowski, Austin	4	3	2.01	20	0	0	0	1	40.1	27	11	9	0	3	17	43	3	0	.190
Martinez, Andre	0	1	8.18	19	1	0	0	0	22.0	24	29	20	4	3	25	29	3	0	.264
Mendonca, Tanner	2	1	8.49	12	7	0	0	0	23.1	24	26	22	2	1	37	23	1	0	.279
Mildren, Ethan	1	1	1.65	12	0	0	0	0	16.1	15	4	3	0	1	7	13	0	0	.254
Nunez, Luis	0	0	0.00	4	0	0	0	3	5.0	4	0	0	0	0	3	8	3	0	.211
Peterson, Brandon	0	2	2.96	19	0	0	0	5	27.1	22	9	9	3	0	9	40	2	0	.224
Robb, Hein	4	4	2.71	11	11	1	1	0	63.0	63	20	19	2	3	13	52	4	0	.263
Rosario, Randy	1	3	2.82	9	9	0	0	0	44.2	42	16	14	0	1	18	37	3	1	.251
Shibuya, Tim	3	1	2.33	6	0	0	0	0	19.1	17	6	5	0	2	4	13	1	0	.230
Slegers, Aaron	0	0	0.47	9	0	0	0	3	19.0	16	2	1	0	1	2	18	0	0	.246
Stewart, Kohl	0	0	0.00	1	1	0	0	0	4.0	1	0	0	0	1	1	8	0	0	.077
Totals	37	31	3.10	68	68	1	8	17	598.2	498	248	206	22	42	291	626	55	5	.228

GULF COAST LEAGUE



GCL TWINS

Gulf Coast League - Rookie (24th year)

GCL Twins 2013 Record.....28-32 (3rd place)

Stadium Lee County Sports Complex
 Manager Ramon Borrego
 Coach Rudy Hernandez
 Pitching Coach Ehren Wasserman
 Coach Riccardo Ingram
 Trainer Steven Taylor

RAMON BORREGO

MANAGER

Named manager

7/7/10, replacing

Chris Heintz



14110 SIX MILE CYPRESS PARKWAY
 FT. MYERS, FL 33912
 (239) 533-7640
 FAX: (239) 485-2448

2013 FINAL STATISTICS

PLAYERS	AVG	G	AB	R	H	2B	3B	HR	RBI	SF	SH	HB	BB	SO	SB	CS	E	OBP
Bigley, Evan	.240	7	25	2	6	4	1	0	4	0	0	0	4	4	0	0	0	.345
Christensen, Chad	.235	47	162	23	38	7	3	3	21	4	2	4	13	21	4	2	13	.301
Fernandez, Jorge	.236	36	123	14	29	7	2	3	19	3	0	2	6	19	2	1	2	.276
Gonzales, Mike	.313	5	16	2	5	0	0	1	2	0	0	0	3	6	0	0	0	.421
Hinojosa, Jonatan	.236	48	140	24	33	4	5	0	15	0	3	1	14	28	10	2	14	.310
Hurt, Will	.243	26	74	11	18	1	1	0	6	1	0	2	16	17	7	1	5	.387
Kanzler, Jason	.220	44	159	19	35	6	6	3	15	1	1	2	13	50	13	1	3	.286
Larson, Zach	.317	35	120	25	38	6	0	4	19	2	1	4	10	23	9	0	0	.382
Mastroianni, Darin	.143	3	7	1	1	0	0	0	2	1	0	1	2	1	2	0	1	.364
Minier, Amaury	.214	31	112	10	24	5	2	6	17	1	0	0	6	29	1	1	6	.252
Molina, Nelson	.110	36	109	13	12	1	0	0	3	0	2	3	6	15	2	3	8	.178
Navarreto, Brian	.228	42	137	15	31	10	0	3	18	1	1	4	15	35	3	1	3	.318
Pacheco, Adonis	.225	46	142	16	32	6	4	1	12	2	0	0	14	19	5	2	4	.291
Polanco, Joel	.203	25	79	5	16	6	1	0	12	2	0	4	8	24	0	1	3	.301
Ramirez, Wilkin	.273	4	11	2	3	1	0	1	1	0	0	0	1	2	0	0	0	.333
Ray, Lance	.231	7	26	4	6	1	0	0	2	0	0	1	4	6	1	0	0	.355
Schwarz, Rick	.148	26	81	5	12	2	0	0	6	2	1	3	6	23	1	0	0	.228
Swim, Alex	.287	37	122	16	35	7	0	0	12	3	2	1	14	14	0	0	5	.357
Thomas, Ivory	.255	16	51	6	13	3	0	0	3	0	1	2	8	13	5	1	1	.377
Tufts, Ryan	.193	28	88	5	17	5	0	0	4	0	0	3	6	25	0	1	1	.268
Vielma, Engelb	.237	42	131	20	31	3	0	0	11	2	2	2	15	23	7	3	13	.320
Totals	.227	60	1915	238	435	85	25	25	202	25	16	39	184	397	72	20	89	.304

PITCHER	W	L	ERA	G	GS	CG	SH	SV	IP	H	R	ER	HR	HB	BB	SO	WP	BK	BAA
Abreu, Jose	2	3	1.61	18	0	0	0	5	28.0	18	7	5	1	2	5	30	2	2	.184
Bard, Luke	0	0	12.00	4	0	0	0	0	3.0	5	5	4	0	0	3	1	0	0	.333
Blackburn, Nick	1	0	2.77	3	3	0	0	0	13.0	15	4	4	0	0	0	10	0	0	.300
Boer, Madison	0	0	0.00	2	0	0	0	1	3.0	5	2	0	0	0	0	5	0	0	.357
Booser, Cameron	0	0	2.45	3	0	0	0	0	3.2	3	2	1	0	0	0	3	0	0	.200
Davies, Kyle	0	0	0.00	1	1	0	0	0	5.0	3	0	0	0	0	1	7	0	0	.167
Defrank, Damian	2	0	2.33	8	2	0	0	0	19.1	20	5	5	1	1	5	12	2	0	.274
De Vries, Cole	0	0	0.00	1	1	0	0	0	3.0	0	0	0	0	0	0	4	0	0	.000
Easton, Brandon	1	3	7.45	10	3	0	0	0	19.1	25	21	16	0	0	13	11	4	0	.313
Gibbons, Sam	3	3	1.91	13	8	0	0	0	42.1	40	16	9	0	4	10	30	4	1	.250
Gonsalves, Stephen	1	0	0.63	5	2	0	0	0	14.1	8	1	1	0	0	7	18	0	0	.163
Gonzalez, Miguel	0	0	1.05	20	0	0	0	3	25.2	20	6	3	0	3	9	33	1	1	.215
Guerra, Deolis	0	1	4.50	3	0	0	0	0	4.0	3	2	2	0	0	1	3	0	0	.214
Guyot, Josh	1	2	5.30	15	0	0	0	1	18.2	18	15	11	2	2	13	22	5	0	.254
Hayden, Zach	1	0	0.00	10	0	0	0	0	9.0	7	0	0	0	0	2	5	6	1	.206
Hernandez, Pedro	0	1	2.57	2	1	0	0	0	7.0	8	2	2	0	0	0	6	1	0	.308
Hu, Chih-Wei	2	0	2.45	12	5	0	0	0	36.2	28	11	10	0	0	8	39	2	0	.207
Meyer, Alex	0	0	1.08	3	3	0	0	0	8.1	7	1	1	0	0	3	16	0	0	.233
Oliveros, Lester	0	0	0.00	6	0	0	0	2	6.1	4	0	0	0	0	3	8	0	0	.200
Penilla, Derrick	1	2	5.40	14	1	0	0	3	13.1	19	11	8	0	1	7	13	3	1	.339
Pugh, Bruce	0	0	5.40	3	0	0	0	0	3.1	3	3	2	0	0	3	4	1	0	.214
Romero, Fernando	2	0	1.60	12	6	0	0	0	45.0	32	12	8	0	3	13	47	2	0	.196
Sattler, Daniel	1	3	5.40	10	0	0	0	0	10.0	11	9	6	1	1	2	8	0	0	.268
Solbach, Markus	1	1	0.96	5	0	0	0	0	9.1	8	4	1	0	2	1	5	1	1	.222
Stewart, Kohl	0	0	1.69	6	3	0	0	0	16.0	12	7	3	0	1	3	16	1	0	.188
Stirewalt, Tyler	1	1	0.57	12	0	0	0	1	15.2	8	1	1	0	1	5	20	1	0	.148
Thorpe, Lewis	4	1	2.05	12	8	0	0	0	44.0	32	13	10	2	2	6	64	3	0	.203
Wagner, Seth	0	0	2.53	6	0	0	0	0	10.2	5	4	3	0	0	7	8	1	0	.139
Wilson, Jared	3	2	5.23	10	3	0	0	0	20.2	19	13	12	0	6	10	22	4	0	.244
Wimmers, Alex	0	1	7.20	6	6	0	0	0	15.0	25	15	12	1	2	5	18	2	0	.357
Zazueta, Leonel	0	5	4.67	14	4	0	0	0	27.0	35	18	14	1	1	11	19	4	1	.310
Zozuel, Reyson	1	3	9.64	15	0	0	0	0	14.0	17	18	15	0	2	17	12	3	2	.293
Totals	28	32	2.94	60	60	0	3	16	513.2	463	228	168	9	36	176	520	48	9	.238

DOMINICAN REPUBLIC BASEBALL ACADEMY

The Twins Dominican Republic operations completed its 10th season of operations at the Baseball City Complex in Boca Chica, Dominican Republic in 2013.

The Complejo Latinoamericano de Beisbol, S.A. (a.k.a. "Baseball City") opened in May of 2004 and now houses five major league organizations: Arizona, Baltimore, Chicago White Sox, Cincinnati and the Twins. Each club has its own individual facilities within one large complex.

The club provides housing and meals for amateur players working out in the Academy program, as well as for its professional players on the Dominican Summer League team.

A lower level of the two-story building includes a locker room, weight training room, office/meeting space, laundry, kitchen and a large dining room. The second floor features seven dormitory rooms which can accommodate up to 56 players, two large staff rooms and a large game room. Programs are provided year-round to teach English and cultural development to all signed players.

Boca Chica is located 30 minutes east of downtown Santo Domingo and the Twins complex is just 15 minutes from the international airport.

The playing facilities include a full-sized playing field, an additional infield for workouts and drills, two covered batting tunnels and a six-mound training area for pitchers.

The Twins Dominican facility is in full operation from February through mid-December.

2013 DOMINICAN ACADEMY STAFF

Francis (Jimmy) Alvarez.....	Manager	Ramona Marte.....	Cleaning/Kitchen
Manuel Santana.....	Pitching Coach	Adolfo Perez.....	Clubhouse/Laundry
Ramon Nivar.....	Hitting Coach	Ramon Perez.....	Grounds
Juan Carlos Pinto.....	Trainer	Rubensino Lorenzo.....	Team Doctor
Francisco Solano.....	Administrator	Fred Guerrero.....	Coordinator of Scouting
Esther Reyes.....	Head Cook	Luis Lajara.....	Scout - Southwest D.R.
Mercedes Rosario.....	Kitchen Staff	Eduardo Soriano.....	Scout - Santo Domingo
Ana Maria Martinez.....	Cleaning/Kitchen	Manuel Luciano.....	Associate Scout - Santiago
Merary Reyes.....	Cleaning/Cook	RBI Consulting.....	English Education

2013 FINAL STATISTICS

PLAYER	AVG	G	AB	R	H	2B	3B	HR	RBI	SH	SF	HB	BB	SO	SB	CS	E	OBP
Alvarez, Jhonathan	.138	34	87	10	12	3	0	1	6	0	0	4	13	31	1	2	4	.279
Amarante, Junior	.195	29	77	10	15	1	0	1	3	0	0	0	12	21	7	3	2	.303
Andrade, Jorge	.179	11	28	10	5	1	1	0	4	1	0	0	9	8	3	4	4	.378
Baez, Dubal	.335	57	164	43	55	8	1	0	14	2	1	5	29	37	27	11	1	.447
Concepcion, Eddy	.215	38	130	12	28	5	2	2	20	0	3	2	16	29	2	2	1	.305
Encarnacion, Frank	.273	39	139	15	38	13	2	2	25	0	2	4	13	32	6	3	2	.348
Gonzalez, Luis	.077	7	26	1	2	0	0	0	0	0	0	1	2	8	1	0	0	.172
Guzman, Manuel	.291	44	151	29	44	4	3	1	16	5	2	3	24	19	14	11	10	.394
Hernandez, Jet	.174	30	86	18	15	4	1	0	9	2	0	1	21	35	11	4	0	.343
Martinez, Carlos	.219	49	146	18	32	9	2	0	9	1	2	2	18	31	11	6	14	.310
Mateo, Francis	.269	47	167	18	45	10	2	2	28	0	2	4	5	42	3	2	7	.303
Montesino, Ariel	.270	23	74	10	20	2	3	1	11	1	0	3	12	19	8	2	3	.393
Parra, Jorge	.195	45	159	19	31	5	1	0	15	1	2	2	15	44	7	4	3	.270
Ramirez, Joel	.252	53	143	36	36	7	1	0	20	5	2	6	29	33	20	8	23	.394
Silva, Rainis	.223	45	148	15	33	4	0	0	15	1	3	2	13	33	1	1	9	.289
Tovar, Antonio	.191	44	131	15	25	2	0	0	7	1	0	2	24	29	12	1	1	.325
Valera, Rafael P	.257	55	171	31	44	5	2	0	28	2	3	7	42	28	19	10	10	.417
Villante, Gabriel A	.235	43	119	19	28	4	1	1	16	2	1	2	23	30	8	2	3	.366
Totals	.237	69	2146	329	508	87	22	10	246	24	23	50	320	509	161	76	122	.346

PITCHER	W	L	ERA	G	GS	CG	SH	SV	IP	H	R	ER	HR	HB	BB	SO	WP	BK	BAA
Aponte, Carlos.....	6	3	4.41	19	3	0	0	0	34.2	40	27	17	0	6	11	24	3	0	.292
Cabrera, Robener.....	1	2	4.66	20	2	0	0	2	36.2	34	23	19	0	4	12	26	9	0	.239
Del Rosario, Eduardo.....	2	3	2.03	15	9	0	0	1	44.1	22	19	10	1	6	25	30	10	0	.154
Hernandez, Onesimo.....	2	3	4.08	14	8	0	0	0	46.1	48	32	21	1	8	17	32	8	0	.274
Herrera, Ramses.....	1	2	4.54	13	7	0	0	0	37.2	30	21	19	3	4	21	31	1	0	.222
Jimenez, Jadison.....	2	2	3.90	13	3	0	0	1	30.0	28	15	13	1	0	12	21	8	0	.255
Liranzo, Wilfredy.....	3	4	3.07	16	6	0	0	0	41.0	21	17	14	0	7	27	62	9	1	.151
Perez, Randolph.....	0	0	6.23	9	0	0	0	1	8.2	10	8	6	0	3	5	9	1	0	.278
Perez, Sebastian.....	2	2	4.64	20	0	0	0	3	33.0	33	28	17	1	6	16	18	8	1	.258
Quezada, Johan.....	0	1	10.29	11	5	0	0	0	14.0	14	21	16	0	2	28	12	14	0	.264
Ramirez, Jose.....	1	2	3.51	13	9	0	0	0	41.0	37	21	16	1	2	20	34	4	0	.240
Ramirez, Williams.....	3	1	2.45	17	2	0	0	0	33.0	13	11	9	0	2	25	35	5	0	.123
Reyes, Reudis.....	0	1	13.50	1	0	0	0	0	0.2	0	1	1	0	0	2	0	3	0	.000
Rosario, Gabriel.....	2	0	7.36	14	0	0	0	0	18.1	28	16	15	1	0	9	12	10	0	.350
Silva, Argenis.....	0	0	19.29	4	0	0	0	0	2.1	2	6	5	1	0	7	0	0	0	.222
Silva, Jhon.....	3	3	2.62	25	0	0	0	11	34.1	19	10	10	0	3	19	33	11	0	.160
Tapia, Alexis.....	2	1	2.13	11	7	0	0	0	42.1	32	13	10	2	1	5	31	3	0	.203
Vargas, Javier.....	4	1	2.70	12	4	0	0	0	33.1	38	14	10	1	2	9	26	1	1	.292
Villasana, Elias.....	1	1	2.79	18	4	0	0	1	38.2	39	22	12	2	4	9	26	5	0	.252
Zarzuella, Ezequiel.....	1	1	2.50	11	0	0	0	1	18.0	15	6	5	0	1	5	13	3	0	.234
Totals	36	33	3.75	69	69	0	5	21	588.1	503	331	245	15	61	284	475	116	3	.231

VENEZUELA BASEBALL ACADEMY

The Twins Venezuela Baseball Academy completed its 19th year in Bejuma, Carabobo, Venezuela. The Twins facilities include a 3,000 square foot dormitory and clubhouse building which opened in February 2000. The facilities include two large sleeping rooms, locker room, training and exercise areas, and office space.

The club provides housing and meals to its professional players in a mini-camp prior to spring training and during a Fall Instructional League in October. Amateur players are invited to attend workouts in 30-day programs throughout the season.

2013 VENEZUELA ACADEMY STAFF

Asdrubal Estrada.....	Manager	Jose Leon.....	Coordinator of Scouting
Luis Ramirez.....	Pitching Coach	Edgar Guerra.....	Administrator
Wladimir Morales.....	Trainer	Carlos Colmenares.....	Grounds
Yeni Gonzalez.....	Cook	Carlos Belisario.....	Clubhouse/Grounds
Isabel Castellano.....	Cook	Juan Padilla.....	Associate Scout - Oriente
Anadith Luna.....	Cleaning/Kitchen	Franklin Parra.....	Associate Scout - Valencia
Ramon Martinez.....	Cleaning/Clubhouse	Pablo Torres.....	Associate Scout

2013 FIRST-YEAR PLAYER DRAFT

RD	PLAYER	POS	B/T	HT	WT	DOB	HOMETOWN	SCHOOL	SCOUT
1 (4)	Kohl Stewart	RHP	R/R	6-3	208	10/07/94	Tomball, Tex.	St. Pius X High School	G. Runser
2 (43)	Ryan Eades	RHP	R/R	6-3	195	12/15/91	Slidell, La.	Louisiana State University	G. Runser
3 (78)	Stuart Turner	C	R/R	6-3	215	12/27/91	Eunice, La.	University of Mississippi	A. Sandberg
4 (110)	Stephen Gonsalves	LHP	L/L	6-5	195	07/08/94	San Marcos, Calif.	Cathedral Catholic High School	J. Leavitt
5 (140)	Aaron Slegers	RHP	R/R	6-9	250	09/04/92	Scottsdale, Ariz.	Indiana University	J. Pohl
6 (170)	Brian Navarro	C	R/R	6-3	215	12/29/94	Jacksonville, Fla.	Arlington Country Day School	B. Shelton
7 (200)	Brian Gilbert	RHP	R/R	6-1	215	08/09/92	Toms River, N.J.	Seton Hall University	B. Shelton
8 (230)	Dustin DeMuth	3B	L/R	6-3	200	07/30/91	Bloomington, Ind.	Indiana University	J. Pohl
9 (260)	Mitchell Garver	C	R/R	6-1	210	01/15/91	Albuquerque, N.M.	University of New Mexico	T. Williams
10 (290)	C.K. Irby	RHP	R/R	6-2	200	05/06/92	Florence, Ala.	Samford University	J. Powell
11 (320)	Nelson Molina	SS/2B	L/R	6-3	175	04/30/95	Arecibo, P.R.	Antonio Lucchetti High School	F. Thon
12 (350)	Ethan Mildren	RHP	R/R	6-4	220	06/04/91	Hopwood, Penn.	University of Pittsburgh	J. Weitzel
13 (380)	Brandon Peterson	RHP	R/R	6-1	195	09/23/91	Savage, Minn.	Wichita State University	J.R. Dimercurio
14 (410)	Zack Granite	OF	L/L	6-0	175	09/17/92	Staten Island, N.Y.	Seton Hall University	J. Wilson
15 (440)	Derrick Penilla	LHP	L/L	6-2	185	12/31/91	San Dimas, Calif.	Mt. San Antonio College	J. Leavitt
16 (470)	Brandon Bixler	LHP	R/L	5-11	175	12/31/91	Oviedo, Fla.	Florida Gulf Coast University	F. Thon
17 (500)	Tanner Mendonca	RHP	R/R	6-4	207	06/18/92	Sacramento, Calif.	Sacramento State University	E. Strankman
18 (530)	Ryan Walker	SS	L/R	6-1	170	03/26/92	Arlington, Tex.	University of Texas-Arlington	F. Thon
19 (560)	Jared Wilson	RHP	R/R	6-4	215	04/26/90	Cypress, Calif.	University of Cal.-Santa Barbara	T. Cameron
20 (590)	Jason Kanzler	OF	R/R	6-0	190	08/20/90	Penfield, N.Y.	University of Buffalo	J. Weitzel
21 (620)	Tyler Stirewalt	RHP	R/R	6-3	215	12/06/90	Bernardino, Calif.	Fresno State University	E. Strankman
22 (650)	Alex Swim	C	L/R	5-11	185	03/26/91	Greensboro, N.C.	Elon University	R. Taylor
23 (680)	Zach Hayden	RHP	R/R	6-1	220	10/29/91	Martinez, Ga.	University of South Carolina-Aiken	R. Taylor
24 (710)	Brandon Easton	LHP	L/L	6-5	190	02/21/92	Rome, Ohio	Lakeland Community College	J. Weitzel
25 (740)	Chad Christensen	OF	R/R	6-3	200	10/06/90	Cedar Rapids, Iowa	University of Nebraska	M. Wilson
26 (770)	Ryan Halstead	RHP	L/R	6-5	220	05/13/92	Alta Loma, Calif.	Indiana University	J. Pohl
27 (800)	Taylor Blatch	RHP	R/R	5-10	162	06/06/95	Stuart, Fla.	Jensen Beach High School	F. Thon
28 (830)	Chris Erwin	LHP	L/L	6-0	175	08/10/95	Grayson, Ga.	Grayson High School	J. Powell
29 (860)	Logan Shore	RHP	R/R	6-2	215	12/28/94	Coon Rapids, Minn.	Coon Rapids High School	M. Wilson
30 (890)	Tanner Vavra	2B	R/R	5-11	180	07/06/89	Menomonie, Wis.	Valparaiso University	J. Pohl
31 (920)	A.J. Bogucki	RHP	R/R	6-3	200	05/02/95	Gilbertsville, Pa.	Boyetown Senior High School	J. Weitzel
32 (950)	Carlos Avila	SS	R/R	5-10	180	03/28/90	Lomita, Calif.	Cal St University-Dominguez Hills	T. Cameron
33 (980)	Steven Sensley	OF	L/L	6-0	198	09/06/95	Baton Rouge, La.	University High School	G. Runser
34 (1010)	Ivory Thomas	OF	R/R	5-9	180	08/24/91	Los Angeles, Calif.	Cal St University-Dominguez Hills	T. Cameron
35 (1040)	Nick Lemoncelli	LHP	L/L	6-4	210	07/20/92	Tacoma, Wash.	Lower Columbia College	T. Brown
36 (1070)	Joseph Greenfield	RHP	R/R	6-3	230	12/03/91	Orland Park, Ill.	Eastern Illinois University	J. Pohl
37 (1100)	Julian Service	OF	R/R	6-3	190	08/23/93	Sarnia, Ontario	Northeast Texas Community College	M. Wilson
38 (1130)	Javier Salas	RHP	R/R	6-4	227	03/24/92	Coral Gables, Fla.	University of Miami	F. Thon
39 (1160)	Seth Wagner	LHP	L/L	6-7	220	12/27/94	Burnham, Penn.	Mifflin County High School	J. Weitzel
40 (1190)	Kelly Starnes	OF	R/R	6-1	190	08/13/93	Pittsburgh, Calif.	Los Medanos College	E. Strankman

BOLD indicates signed player

* The Twins signed 28 players from the 2013 First-Year Player Draft.



Kohl Stewart

Kohl Stewart was drafted fourth overall by the Minnesota Twins in the 2013 First-Year Player Draft.

Stewart made seven appearances, four starts, between the GCL Twins and Rookie Level Elizabethton, going 0-0 with a 1.35 ERA (20.0 IP, 3 ER), four walks and 24 strikeouts.

2013 MINOR LEAGUE AWARDS

SHERRY ROBERTSON MINOR LEAGUE PLAYER OF THE YEAR

Byron Buxton, OF, Cedar Rapids/Fort Myers

JIM RANTZ MINOR LEAGUE PITCHER OF THE YEAR

Andrew Albers, LHP, Rochester

MINOR LEAGUE PLAYER OF THE MONTH

MONTH	NAME	POS	H	AB	AVG	R	RBI	2B	HR	AFFILIATE
April	Byron Buxton	OF	31	79	.392	25	21	5	4	Cedar Rapids
May	Chris Colabello	IF	34	80	.425	15	20	12	6	Rochester
June	Chris Colabello	IF	34	94	.362	18	26	4	8	Rochester
July	Adam Brett Walker	OF	35	115	.304	20	31	8	10	Cedar Rapids
August	Byron Buxton	OF	35	87	.402	21	4	2	0	Fort Myers

MINOR LEAGUE PITCHER OF THE MONTH

MONTH	NAME	POS	W-L-S	ERA	G/GS	IP	H	R	ER	SO	AFFILIATE
April	D.J. Baxendale	RHP	4-0-0	1.84	5/5	29.1	21	7	6	25	Fort Myers
May	Aaron Thompson	LHP	0-1-5	1.26	11/0	14.1	7	2	2	20	New Brit./Roch.
June	Michael Tonkin	RHP	0-0-5	0.00	8/0	11.2	5	2	0	11	Rochester
July	Matt Summers	RHP	2-1-0	0.25	5/5	35.2	20	3	1	26	Fort Myers
August	Taylor Rogers	LHP	3-1-0	0.89	6/6	40.1	23	5	4	32	Fort Myers

MINOR LEAGUE PLAYER OF THE WEEK

WEEK	NAME	POS	STATISTICS	AFFILIATE
April 12	Tyler Duffey	RHP	1 G, 1-0-0, 7.0 IP, 0 R, 0 ER, 0 BB, 7 K	Cedar Rapids
April 19	Miguel Sano	OF	5 G, .444 (8-for-18), 4 R, 3 HR, 11 RBI, 2 BB, 4 K	Fort Myers
April 26	Adam Brett Walker	OF	5 G, .455 (10-for-22), 8 R, 1 2B, 4 HR, 13 RBI, 1 BB, 5 K	Cedar Rapids
May 5	Jorge Polanco	SS	7 G, .429 (12-for-28), 2 R, 3 2B, 10 RBI, 1 BB, 4 K	Cedar Rapids
May 10	Kyle Gibson	RHP	1 G, 1-0-0, 9.0 IP, 4 H, 0 R, 0 ER, 2 BB, 8 K	Rochester
May 17	Chris Colabello	IF	7 G, .560 (14-for-25), 6 R, 4 2B, 3 HR, 8 RBI, 3 BB, 5 K	Rochester
May 24	Logan Darnell	LHP	2 G, 1-1-0, 15.0 IP, 9 H, 1 R, 1 ER, 1 BB, 15 K	New Britain
May 31	Taylor Rogers	LHP	1 G, 1-0-0, 7.0 IP, 7 H, 0 R, 0 ER, 0 BB, 7 K	Fort Myers
June 7	Andrew Albers	LHP	2 G, 2-0-0, 15.0 IP, 13 H, 4 R, 4 ER, 2 BB, 11 K	Rochester
June 14	Byron Buxton	OF	7 G, .406 (13-for-32), 6 R, 3 2B, 1 HR, 9 RBI, 3 BB, 5 K	Cedar Rapids
June 21	Trevor May	RHP	1 G, 1-0-0, 7.2 IP, 4 H, 0 R, 0 ER, 1 BB, 9 K	New Britain
June 28	Jorge Polanco	SS	5 G, .500 (12-for-24), 7 R, 2 2B, 1 HR, 11 RBI, 2 K	Cedar Rapids
July 5	Jhon Goncalves	OF	5 G, .555 (10-for-18), 2 R, 6 2B, 5 RBI, 3 BB, 5 K	Fort Myers
July 12	Matt Summers	RHP	1 G, 1-0-0, 9.0 IP, 2 H, 0 R, 0 ER, 0 BB, 7 K	Fort Myers
July 19	Brett Lee	LHP	2 G, 2-0-0, 18.0 IP, 11 H, 2 R, 2 ER, 2 BB, 13 K	Cedar Rapids
July 26	Edgar Ibarra	LHP	2 G, 1-0-0, 4.0 IP, 0 H, 0 R, 0 ER, 0 BB, 6 K	Rochester
August 2	Danny Ortiz	OF	5 G, .350 (7-for-20), 3 R, 2 HR, 9 RBI, 1 BB, 3 K	New Britain
August 9	Jeff Clement	1B	7 G, .375 (12-for-32), 3 R, 3 2B, 2 HR, 12 RBI, 1 BB, 3 K	Rochester
August 16	D.J. Hicks	1B	6 G, .435 (10-for-23), 5 R, 2 2B, 2 HR, 8 RBI, 2 BB, 5 K	Fort Myers
August 23	Danny Santana	IF	7 G, .429 (12-for-28), 4 R, 1 2B, 1 HR, 5 RBI, 2 BB, 4 K	New Britain
August 30	Miguel Sano	IF	6 G, .333 (7-for-21), 5 R, 2 2B, 4 HR, 8 RBI, 7 BB, 8 K	New Britain

Byron Buxton

Outfielder Byron Buxton was named by *Baseball America* as the Minor League Player of the Year, becoming the second Twin to win the honor, joining Joe Mauer in 2003.

Buxton was the second overall pick in the 2012 First-Year Player Draft out of Appling County High School in Georgia. He earned the 2013 Sherry Robertson Award, given to the Twins most outstanding minor league player.



POSTSEASON

2 0 1 3 M I N N E S O T A T W I N S S E A S O N S U M M A R Y





1965 WORLD SERIES

TWINS VS. LOS ANGELES DODGERS

DODGERS:	AVG	G	AB	R	H	2B	3B	HR	RBI	BB	SO	SB
Crawford, ph	.500	2	2	0	1	0	0	0	0	0	1	0
Lefebvre, 2b	.400	3	10	2	4	0	0	0	0	0	0	0
Fairly, rf	.379	7	29	7	11	3	0	2	6	0	1	0
Wills, ss	.367	7	30	3	11	3	0	0	3	1	3	3
Osteen, p	.333	3	3	0	1	0	0	0	0	0	0	0
Parker, 1b	.304	7	23	3	7	0	1	1	2	3	3	2
Johnson, lf	.296	7	27	3	8	2	0	2	4	1	3	0
Roseboro, c	.286	7	21	1	6	1	0	0	3	5	3	1
W. Davis, cf	.231	7	26	3	6	0	0	0	0	0	2	3
Gilliam, 3b	.214	7	28	2	6	1	0	0	2	1	0	0
Tracewski, ph-2b	.118	6	17	0	2	0	0	0	0	1	5	0
Koufax, p	.111	3	9	0	1	0	0	0	1	1	5	0
Drysdale, p-ph	.000	3	5	0	0	0	0	0	0	0	4	0
Moon, ph	.000	2	2	0	0	0	0	0	0	0	0	0
Kennedy, 3b-pr	.000	4	1	0	0	0	0	0	0	0	0	0
LeJohn, ph	.000	1	1	0	0	0	0	0	0	0	1	0
Miller, p	.000	2	0	0	0	0	0	0	0	0	0	0
Perranoski, p	.000	2	0	0	0	0	0	0	0	0	0	0
Reed, p	.000	2	0	0	0	0	0	0	0	0	0	0
Brewer, p	.000	1	0	0	0	0	0	0	0	0	0	0
Totals	.274	7	234	24	64	10	1	5	21	13	31	9

Pitchers:	W	L	ERA	G	GS	CG	SHO	SV	IP	H	R	ER	BB	SO
Miller	0	0	0.00	2	0	0	0	0	1.1	0	0	0	0	0
Koufax, p	2	1	0.38	3	3	2	2	0	24.0	13	2	1	5	29
Osteen	1	1	0.64	2	2	1	1	0	14.0	9	2	1	5	4
Drysdale	1	1	3.86	2	2	1	0	0	11.2	12	9	5	3	15
Brewer	0	0	4.50	1	0	0	0	0	2.0	3	1	1	0	1
Perranoski	0	0	7.36	2	0	0	0	0	3.2	3	3	3	4	1
Reed	0	0	8.10	2	0	0	0	0	3.1	2	3	3	2	4
Totals	4	3	2.10	14	7	4	3	0	60.0	42	20	14	19	54

TWINS:	AVG	G	AB	R	H	2B	3B	HR	RBI	BB	SO	SB
Killebrew, 3b	.286	7	21	2	6	0	0	1	2	6	4	0
Versalles, ss	.286	7	28	3	8	1	1	1	4	2	7	1
Valdespino, lf-ph	.273	5	11	1	3	1	0	0	0	0	1	0
Grant, p	.250	3	8	3	2	1	0	1	3	0	1	0
Nossek, cf-ph	.200	6	20	0	4	0	0	0	0	0	1	0
Quilici, 2b	.200	7	20	2	4	2	0	0	1	4	3	0
Oliva, rf	.192	7	26	2	5	1	0	1	2	1	6	0
Kaat, p	.167	3	6	0	1	0	0	0	2	0	5	0
Hall, cf	.143	2	7	0	1	0	0	0	0	1	5	0
Mincher, 1b	.130	7	23	3	3	0	0	1	1	2	7	0
Allison, lf	.125	5	16	3	2	1	0	1	2	2	9	1
Battey, c	.120	7	25	1	3	0	1	0	2	0	5	0
Rollins, ph	.000	3	2	0	0	0	0	0	0	1	0	0
Zimmerman, c	.000	2	1	0	0	0	0	0	0	0	0	0
Pascual, p	.000	1	1	0	0	0	0	0	0	0	0	0
Klippstein, p	.000	2	0	0	0	0	0	0	0	0	0	0
Merritt, p	.000	2	0	0	0	0	0	0	0	0	0	0
Perry, p	.000	2	0	0	0	0	0	0	0	0	0	0
Worthington, p	.000	2	0	0	0	0	0	0	0	0	0	0
Boswell, p	.000	1	0	0	0	0	0	0	0	0	0	0
Pleis, p	.000	1	0	0	0	0	0	0	0	0	0	0
Totals	.195	7	215	20	42	7	2	6	19	19	54	2

Pitchers:	W	L	ERA	G	GS	CG	SHO	SV	IP	H	R	ER	BB	SO
Worthington	0	0	0.00	2	0	0	0	0	2.2	2	0	0	2	2
Klippstein	0	0	0.00	2	0	0	0	0	2.2	2	0	0	2	3
Merritt	0	0	2.70	2	0	0	0	0	3.1	2	1	1	0	1
Grant	2	1	2.74	3	3	2	0	0	23.0	22	8	7	2	12
Boswell	0	0	3.38	1	0	0	0	0	2.2	3	1	1	2	3
Kaat	1	2	3.77	3	3	1	0	0	14.1	18	7	6	2	6
Perry	0	0	4.50	2	0	0	0	0	4.0	5	2	2	2	4
Pascual	0	1	5.40	1	1	0	0	0	5.0	8	3	3	1	0
Pleis	0	0	9.00	1	0	0	0	0	1.0	2	1	1	0	0
Totals	3	4	3.15	17	7	3	0	0	60.0	64	24	21	13	31

1965 WORLD SERIES (CONT.)

GAME 1 Wednesday, October 6 at Minnesota

Los Angeles	0	1	0	0	0	0	0	1	—	2	10	1
Minnesota	0	1	6	0	0	1	0	0	x	8	10	0
WP — Grant. LP — Drysdale.												
Drysdale, Reed (3), Brewer (5), Perranoski (7) and Roseboro.												
Grant and Battey.												
HR — Fairly, Mincher, Versalles. T — 2:29. A — 47,797.												

GAME 2 Thursday, October 7 at Minnesota

Los Angeles	0	0	0	0	0	0	1	0	—	1	7	3
Minnesota	0	0	0	0	2	1	2	x	—	5	9	0
WP — Kaat. LP — Koufax.												
Koufax, Perranoski (7), Miller (8) and Roseboro.												
Kaat and Battey. T — 2:13. A — 48,700.												

GAME 3 Saturday, October 9 at Los Angeles

Minnesota	0	0	0	0	0	0	0	0	—	0	5	0	
Los Angeles	0	0	0	2	1	1	0	0	x	—	4	10	1
WP — Osteen. LP — Pascual.													
Pascual, Merritt (6), Klippstein (8) and Battey, Zimmerman (7).													
Osteen and Roseboro. T — 2:06. A — 55,934.													

GAME 4 Sunday, October 10 at Los Angeles

Minnesota	0	0	0	1	0	1	0	0	—	2	5	2
Los Angeles	1	1	0	1	0	3	0	1	x	7	10	0
WP — Drysdale. LP — Grant.												
Grant, Worthington (6), Pleis (8) and Battey, Zimmerman (7).												
Drysdale and Roseboro.												
HR — Killebrew, Parker, Oliva, Johnson. T — 2:15. A — 55,920.												

GAME 5 Monday, October 11 at Los Angeles

Minnesota	0	0	0	0	0	0	0	—	0	4	1	
Los Angeles	2	0	2	1	0	0	2	0	x	7	14	0
WP — Koufax. LP — Kaat.												
Kaat, Boswell (3), Perry (6) and Battey.												
Koufax and Roseboro. T — 2:34. A — 55,801.												

GAME 6 Wednesday, October 13 at Minnesota

Los Angeles	0	0	0	0	0	0	1	0	—	1	6	1
Minnesota	0	0	2	0	3	0	0	x	—	5	6	1
WP — Grant. LP — Osteen.												
Osteen, Reed (6), Miller (8) and Roseboro.												
Grant and Battey.												
HR — Fairly, Allison, Grant. T — 2:16. A — 49,578.												

GAME 7 Thursday, October 14 at Minnesota

Los Angeles	0	0	0	2	0	0	0	0	—	2	7	0
Minnesota	0	0	0	0	0	0	0	0	—	0	3	1
WP — Koufax. LP — Kaat.												
Koufax and Roseboro.												
Kaat, Worthington (4), Klippstein (6), Merritt (7), Perry (9) and Battey.												
HR — Johnson. T — 2:27. A — 50,596.												

1969 ALCS

TWINS VS. BALTIMORE ORIOLES

ORIOLES:	AVG	G	AB	R	H	2B	3B	HR	RBI	BB	SO	SB		
B. Robinson, 3b	.500	3	14	1	7	1	0	0	0	0	0	0		
Motton, ph	.500	2	2	0	1	0	0	0	1	0	0	0		
Blair, cf	.400	3	15	1	6	2	0	1	6	2	2	0		
Powell, 1b	.385	3	13	2	5	0	0	1	1	2	0	0		
F. Robinson, rf	.333	3	12	1	4	2	0	1	2	3	3	0		
Buford, lf	.286	3	14	3	4	1	0	0	1	3	0	0		
Belanger, ss	.267	3	15	4	4	0	1	1	1	0	0	0		
Hendricks, ph-c	.250	3	8	2	2	2	0	0	3	1	2	0		
Johnson, 2b	.231	3	13	2	3	0	0	0	0	2	1	0		
Palmer, p	.000	1	5	0	0	0	0	0	0	0	3	0		
Etchebarren, c	.000	2	4	0	0	0	0	0	0	0	0	0		
McNally, p	.000	1	4	0	0	0	0	0	0	0	2	0		
Cuellar, p	.000	1	2	0	0	0	0	0	0	0	1	0		
May, ph	.000	1	1	0	0	0	0	0	0	0	0	0		
Salmon, ph	.000	1	1	0	0	0	0	0	0	0	0	0		
R. Hall, p	.000	1	0	0	0	0	0	0	0	0	0	0		
Lopez, p	.000	1	0	0	0	0	0	0	0	0	0	0		
Rettenmund, ph	.000	1	0	0	0	0	0	0	0	0	0	0		
Richert, p	.000	1	0	0	0	0	0	0	0	0	0	0		
Watt, p	.000	1	0	0	0	0	0	0	0	0	0	0		
Totals	.293	3	123	16	36	8	1	4	15	13	14	0		
Pitchers:	W	L	ERA	G	GS	CG	SHO	SV	IP	H	R	ER	BB	SO
McNally	1	0	0.00	1	0	1	1	0	11.0	3	0	0	0	5
Watt	0	0	0.00	1	0	0	0	0	2.0	0	0	0	0	2
Richert	0	0	0.00	1	0	0	0	0	1.0	0	0	0	0	2
R. Hall	1	0	0.00	1	0	0	0	0	0.2	0	0	0	0	1
Lopez	0	0	0.00	1	0	0	0	0	0.1	1	0	0	2	0
Palmer	1	0	2.00	1	1	1	0	0	9.0	10	2	2	2	4
Cuellar	0	0	2.25	1	1	0	0	0	8.0	3	3	2	1	7
Totals	3	0	1.13	7	3	2	1	0	32.0	17	5	4	12	27

1969 ALCS (CONT.)

TWINS:	AVG	G	AB	R	H	2B	3B	HR	RBI	BB	SO	SB
Nettles, ph	1.000	1	1	0	1	0	0	0	0	0	0	0
Woodson, p	1.000	1	1	0	1	0	0	0	0	0	0	0
Oliva, rf	.385	3	13	3	5	2	0	1	2	1	3	1
Roseboro, c	.200	2	5	0	1	0	0	0	0	0	0	0
Reese, lb	.167	3	12	0	2	0	0	0	2	1	1	0
Uhlender, lf	.167	2	6	0	1	0	0	0	0	0	0	0
Cardenas, ss	.154	3	13	0	2	0	1	0	0	0	7	0
Mitterwald, c	.143	2	7	0	1	0	0	0	0	1	3	0
Killebrew, 3b	.125	3	8	2	1	1	0	0	0	6	2	0
Tovar, cf	.077	3	13	0	1	0	0	0	0	1	2	1
Carew, 2b	.071	3	14	0	1	0	0	0	0	1	4	0
Allison, lf	.000	2	8	0	0	0	0	0	1	0	0	0
Boswell, p	.000	1	4	0	0	0	0	0	0	0	4	0
Perry, p	.000	1	3	0	0	0	0	0	0	0	1	0
Perranoski, p	.000	3	1	0	0	0	0	0	0	0	0	0
Renick, ph	.000	1	1	0	0	0	0	0	0	0	0	0
Chance, p	1	0	0	0	0	0	0	0	0	0	0
Grzenda, p	1	0	0	0	0	0	0	0	0	0	0
T. Hall, p	1	0	0	0	0	0	0	0	0	0	0
Manuel, ph	1	0	0	0	0	0	0	0	1	0	0
Miller, p	1	0	0	0	0	0	0	0	0	0	0
Worthington, p	1	0	0	0	0	0	0	0	0	0	0
Totals	.155	3	110	5	17	3	1	1	5	12	27	2

Pitchers:	W	L	ERA	G	GS	CG	SHO	SV	IP	H	R	ER	BB	SO
Grzenda	0	0	0.00	1	0	0	0	0	0.2	0	0	0	0	0
T. Hall	0	0	0.00	1	0	0	0	0	0.2	0	0	0	0	0
Boswell	0	1	0.84	1	1	0	0	0	10.2	7	1	1	7	4
Perry	0	0	3.38	1	1	0	0	0	8.0	6	3	3	3	3
Miller	0	1	5.40	1	1	0	0	0	1.2	5	3	1	0	0
Perranoski	0	1	5.79	3	0	0	0	0	4.2	8	3	3	0	2
Worthington	0	0	6.75	1	0	0	0	0	1.1	3	1	1	0	1
Woodson	0	0	10.80	1	0	0	0	0	1.2	3	2	2	3	2
Chance	0	0	13.50	1	0	0	0	0	2.0	4	3	3	0	2
Totals	0	3	4.02	11	3	0	0	0	31.1	36	16	14	13	14

GAME 1 Saturday, October 4 at Baltimore

Minnesota	0	0	0	0	1	0	2	0	0	0	0	0	0	0	3	4	2
Baltimore	0	0	0	1	1	0	0	0	1	0	0	1	—	4	10	1	
WP —Hall. LP —Perranoski.																	
Perry, Perranoski (9) and Mitterwald, Roseboro (12).																	
Cuellar, Richert (9), Watt (10), Lopez (12), R. Hall (12) and Hendricks, Etchebarren (10).																	
HR —F. Robinson, Belanger, Oliva, Powell.																	
T —3:29. A —39,324.																	

GAME 2 Sunday, October 5 at Baltimore

Minnesota	0	0	0	0	0	0	0	0	0	0	0	0	—	0	3	1	
Baltimore	0	0	0	0	0	0	0	0	0	0	0	1	—	1	8	0	
WP —McNally. LP —Boswell.																	
Boswell, Perranoski (11) and Mitterwald.																	
McNally and Etchebarren, Hendricks (10).																	
T —3:17. A —41,704.																	

GAME 3 Monday, October 6 at Minnesota

Baltimore	0	3	0	2	0	1	0	2	3	—	11	18	0				
Minnesota	1	0	0	0	1	0	0	0	0	—	2	10	2				
WP —Palmer. LP —Miller.																	
Palmer and Hendricks.																	
Miller, Woodson (2), T. Hall (4), Worthington (5), Grzenda (6), Chance (7), Perranoski (9) and Roseboro.																	
HR —Blair. T —2:48. A —32,735.																	



1970 ALCS

TWINS VS. BALTIMORE ORIOLES

ORIOLES:	AVG	G	AB	R	H	2B	3B	HR	RBI	BB	SO	SB
B. Robinson, 3b	.583	3	12	3	7	2	0	0	1	0	1	0
Cuellar, p	.500	1	2	1	1	0	0	1	4	0	1	0
R. Hall, p	.500	1	2	1	1	0	0	0	0	0	1	0
Powell, 1b	.429	3	14	2	6	2	0	1	6	0	3	0
Buford, lf	.429	2	7	2	3	1	0	1	3	2	0	0
Hendricks, c	.400	1	5	2	2	0	0	0	0	0	1	0
McNally, p	.400	1	5	1	2	1	0	0	1	0	1	0
Johnson, 2b	.364	3	11	4	4	0	0	2	4	1	1	0
Belanger, ss	.333	3	12	5	4	0	0	0	1	1	0	0
Rettenmund, lf	.333	1	3	1	1	0	0	0	1	2	1	1
Palmer, p	.250	1	4	1	1	1	0	0	1	0	0	0
F. Robinson, rf	.200	3	10	3	2	0	0	1	2	5	2	0
Etchebarren, c	.111	2	9	1	1	0	0	0	0	0	3	0
Blair, cf	.077	3	13	0	1	0	0	0	0	0	4	0
Totals	.330	3	109	27	36	7	0	6	24	12	19	1

Pitchers:	W	L	ERA	G	GS	CG	SHO	SV	IP	H	R	ER	BB	SO
R. Hall	1	0	0.00	1	0	0	0	0	4.2	1	0	0	0	3
Palmer	1	0	1.00	1	1	1	0	0	9.0	7	1	1	3	12
McNally	1	0	3.00	1	1	1	0	0	9.0	6	3	3	5	5
Cuellar	0	0	12.46	1	1	0	0	0	4.1	10	6	6	1	2
Totals	3	0	3.33	4	3	2	0	0	27.0	24	10	10	9	22

TWINS:	AVG	G	AB	R	H	2B	3B	HR	RBI	BB	SO	SB
Oliva, rf	.500	3	12	2	6	2	0	1	1	0	1	0
Mitterwald, c	.500	2	8	2	4	1	0	0	2	0	2	0
Tovar, cf-2b-lf	.385	3	13	2	5	0	1	0	1	0	0	0
Killebrew, 3b-1b	.273	3	11	2	3	0	0	2	4	2	4	0
Ratliff, c	.250	1	4	0	1	0	0	0	0	0	1	0
Renick, 3b-ph	.200	2	5	0	1	0	0	0	0	0	1	0
Cardenas, ss	.182	3	11	1	2	0	0	0	1	1	1	0
Reese, 1b	.143	2	7	0	1	0	0	0	0	1	1	0
Thompson, 2b	.125	3	8	0	1	1	0	0	0	1	0	0
Alyea, lf-ph	.000	3	7	1	0	0	0	0	0	2	3	0
Holt, ph-cf-pr	.000	3	5	0	0	0	0	0	0	0	2	0
Allison, ph	.000	3	2	0	0	0	0	0	0	1	1	0
Quilici, 2b-ph	.000	3	2	0	0	0	0	0	0	0	1	0
Carew, ph	.000	2	2	0	0	0	0	0	0	0	1	0
T. Hall, p	.000	2	1	0	0	0	0	0	0	0	1	0
Perry, p	.000	2	1	0	0	0	0	0	1	0	0	0
Kaat, p	.000	1	1	0	0	0	0	0	0	0	1	0
Manuel, ph	.000	1	1	0	0	0	0	0	0	0	1	0
Perranoski, p	.000	1	1	0	0	0	0	0	0	0	0	0
Tiant, p-pr	.000	2	0	0	0	0	0	0	0	0	0	0
Williams, p	.000	2	0	1	0	0	0	0	0	1	0	0
Zepp, p	.000	2	0	0	0	0	0	0	0	0	0	0
Blyleven, p	.000	1	0	0	0	0	0	0	0	0	0	0
Woodson, p	.000	1	0	0	0	0	0	0	0	0	0	0
Totals	.238	3	101	10	24	4	1	3	10	9	22	0

Pitchers:	W	L	ERA	G	GS	CH	SHO	SV	IP	H	R	ER	BB	SO
Williams	0	0	0.00	2	0	0	0	0	6.0	2	0	0	1	2
Blyleven	0	0	0.00	1	0	0	0	0	2.0	2	1	0	0	2
T. Hall	0	1	6.75	2	1	0	0	0	5.1	6	4	4	4	6
Zepp	0	0	6.75	2	0	0	0	0	1.1	2	1	1	2	2
Kaat	0	1	9.00	1	1	0	0	0	2.0	6	4	2	2	1
Woodson	0	0	9.00	1	0	0	0	0	1.0	2	1	1	1	0
Perry	0	1	13.50	2	1	0	0	0	5.1	10	9	8	1	3
Tiant	0	0	13.50	1	0	0	0	0	0.2	1	2	1	0	0
Perranoski	0	0	19.29	2	0	0	0	0	2.1	5	5	5	1	3
Totals	0	3	7.62	14	3	0	0	0	26.0	36	27	22	12	19

1970 ALCS (CONT.)

GAME 1 Saturday, October 3 at Minnesota

Baltimore	0	2	0	7	0	1	0	0	0	—	10	13	0
Minnesota	1	1	0	1	3	0	0	0	0	—	6	11	2
WP —Hall. LP —Perry.													
Cuellar, R. Hall (5) and Hendricks.													
Perry, Zepp (4), Woodson (5), Williams (6), Perranoski (9) and Mitterwald. HR													
—Cuellar, Buford, Powell, Killebrew.													
T—2:36. A—26, 847.													

GAME 2 Sunday, October 4 at Minnesota

Baltimore	1	0	2	1	0	0	0	0	7	—	11	13	0
Minnesota	0	0	0	3	0	0	0	0	0	—	3	6	2
WP —McNally. LP —Hall.													
McNally and Etchebarren.													
T. Hall, Zepp (4), Williams (5), Perranoski (8), Tiant (9) and Mitterwald. HR													
—F. Robinson, Killebrew, Oliva, Johnson.													
T—2:59. A—27,490.													

GAME 3 Monday, October 5 at Baltimore

Minnesota	0	0	0	0	1	0	0	0	0	—	1	7	2
Baltimore	1	1	3	0	0	0	1	0	x	—	6	10	0
WP —Palmer. LP —Kaat.													
Kaat, Blyleven (3), T. Hall (5), Perry (7) and Ratliff.													
Palmer and Etchebarren.													
HR —Johnson. T—2:20. A—27,608.													

1987 ALCS

TWINS VS. DETROIT TIGERS

TIGERS:	AVG	G	AB	R	H	2B	3B	HR	RBI	BB	SO	SB
Grubb, ph-dh	.571	4	7	0	4	0	0	0	0	0	1	0
Morrison, dh-3b	.400	2	5	1	2	0	0	0	0	0	1	0
Herdon, rf-ph-dh	.333	3	9	1	3	1	0	0	2	1	1	1
Sheridan, rf-pr	.300	5	10	2	3	1	0	1	2	0	2	0
Evans, 1b-3b	.294	5	17	0	5	0	0	0	0	4	2	0
Gibson, lf	.286	5	21	4	6	1	0	1	4	3	8	3
Heath, c	.286	3	7	1	2	0	0	1	2	0	0	0
Lemon, cf	.278	5	18	4	5	0	0	2	4	1	4	0
Bergman, ph-dh-1b	.250	4	4	0	1	0	0	0	2	0	1	0
Tammell, ss	.200	5	20	3	4	1	0	0	2	1	2	0
Whitaker, 2b	.176	5	17	4	3	0	0	1	1	7	3	1
Nokes, ph-dh-c	.143	5	14	2	2	0	0	1	2	1	4	0
Brookens, 3b	.000	5	13	0	0	0	0	0	0	0	3	0
Madlock, dh	.000	1	5	0	0	0	0	0	0	0	3	0
Totals	.240	5	167	23	40	4	0	7	21	18	35	5

Pitchers:	W	L	ERA	G	GS	CG	SHO	SV	IP	H	R	ER	BB	SO
Petry	0	0	0.00	1	0	0	0	0	3.1	1	1	0	0	1
Hernandez	0	0	0.00	1	0	0	0	0	0.1	2	0	0	0	0
Robinson	0	0	0.00	1	0	0	0	0	0.1	1	0	0	0	0
Thurmond	0	0	0.00	1	0	0	0	0	0.1	0	0	0	0	0
King	0	0	1.69	2	0	0	0	0	5.1	3	1	1	2	4
Tanana	0	1	5.06	1	1	0	0	0	5.1	6	4	3	4	1
Morris	0	1	6.75	1	1	1	0	0	8.0	6	6	6	3	7
Terrell	0	0	9.00	1	1	0	0	0	6.0	7	6	6	4	4
Alexander	0	2	10.00	2	2	0	0	0	9.0	14	10	10	1	5
Henneman	1	0	10.80	1	0	0	0	0	5.0	6	6	6	6	3
Totals	1	4	6.70	12	5	1	0	0	43.0	46	34	32	20	25

TWINS:	AVG	G	AB	R	H	2B	3B	HR	RBI	BB	SO	SB
Larkin, ph	1.000	1	1	0	1	1	0	0	1	0	0	0
Butera, c	.667	1	3	0	2	0	0	0	0	0	0	0
Brunansky, rf	.412	5	17	5	7	4	0	2	9	4	3	0
Baylor, ph-dh	.400	2	5	0	2	0	0	0	1	0	0	0
Gladden, lf	.350	5	20	5	7	2	0	0	5	2	1	0
Gaetti, 3b	.300	5	20	5	6	1	0	2	5	1	3	0
Gagne, ss	.278	5	18	5	5	3	0	2	3	3	4	0
Lombardozzi, 2b-pr	.267	5	15	2	4	0	0	0	1	2	2	0
Bush, dh	.250	4	12	4	3	0	1	0	2	3	2	3
Puckett, cf	.208	5	24	3	9	1	0	1	3	0	5	1
Hrbek, 1b	.150	5	20	4	3	0	0	1	1	3	0	0
Laudner, c	.071	5	14	1	1	1	0	0	2	2	5	0
Newman, 2b	.000	1	2	0	0	0	0	0	0	0	0	0
Davidson, pr	.000	1	0	0	0	0	0	0	0	0	0	0
Totals	.269	5	171	34	46	13	1	8	33	20	25	4

Pitchers:	W	L	ERA	G	GS	CG	SHO	SV	IP	H	R	ER	BB	SO
Schatzeder	0	0	0.00	2	0	0	0	0	4.1	2	0	0	0	5
Atherton	0	0	0.00	1	0	0	0	0	0.1	1	0	0	0	0
Berenguer	0	0	1.50	4	0	0	0	1	6.0	1	1	1	3	6
Blyleven	2	0	4.05	2	2	0	0	0	13.1	12	6	6	3	9
Reardon	1	1	5.06	4	0	0	0	2	5.1	7	3	3	3	5
Viola	1	0	5.25	2	2	0	0	0	12.0	14	8	7	5	9
Straker	0	0	16.88	1	1	0	0	0	2.2	3	5	5	4	1
Totals	4	1	4.50	16	5	0	0	3	44.0	40	23	22	18	35

1987 ALCS (CONT.)

GAME 1 Wednesday, October 7 at Minnesota

Detroit	0	0	1	0	0	1	1	2	0	—	5	10	0
Minnesota	0	1	0	0	3	0	0	4	x	—	8	10	0

WP —Reardon. LP —Alexander.
Alexander, Henneman (8), Hernandez (8), King (8) and Heath.
Viola, Reardon (8) and Laudner.
HR —Gaetti 2, Heath, Gibson. T —2:46. A —53,269.

GAME 2 Thursday, October 8 at Minnesota

Detroit	0	2	0	0	0	0	0	1	0	—	3	7	1
Minnesota	0	3	0	2	1	0	0	0	x	—	6	6	0

WP —Blyleven. LP —Morris. Save —Berenguer.
Morris and Heath, Nokes (8).
Blyleven, Berenguer (8) and Laudner.
HR —Lemon, Hrbek, Whitaker. T —2:54. A —55,245.

GAME 3 Saturday, October 10 at Detroit

Minnesota	0	0	0	2	0	2	2	0	0	—	6	8	1
Detroit	0	0	5	0	0	0	0	2	x	—	7	7	0

WP —Henneman. LP —Reardon.
Straker, Schatzeder (3), Berenguer (7), Reardon (8) and Butera, Laudner (7).
Terrell, Henneman (7) and Nokes.
HR —Gagne, Brunansky, Sheridan. T —3:29. A —49,730.

GAME 4 Sunday, October 11 at Detroit

Minnesota	0	0	1	1	1	1	0	1	0	—	5	7	1
Detroit	1	0	0	0	1	1	0	0	0	—	3	7	3

WP —Viola. LP —Tanana. Save —Reardon.
Viola, Atherton (6), Berenguer (6), Reardon (9) and Laudner.
Tanana, Petry (6), Thurmond (9) and Heath.
HR —Puckett, Gagne. T —3:24. A —51,939.

GAME 5 Monday, October 12 at Detroit

Minnesota	0	4	0	0	0	0	1	1	3	—	9	15	1
Detroit	0	0	0	3	0	0	0	1	1	—	5	9	1

WP —Blyleven. LP —Alexander. Save —Reardon.
Blyleven, Schatzeder (7), Berenguer (8), Reardon (8) and Laudner.
Alexander, King (2), Henneman (7), Robinson (9) and Nokes.
HR —Nokes, Lemon, Brunansky. T —3:14. A —47,448.



1987 WORLD SERIES

TWINS VS. ST. LOUIS CARDINALS

CARDINALS:	AVG	G	AB	R	H	2B	3B	HR	RBI	BB	SO	SB
Pendleton, dh-ph	.429	3	7	2	3	0	0	0	1	1	1	2
Pena, c-dh	.409	7	22	2	9	1	0	0	4	3	2	1
McGee, cf	.370	7	27	2	10	2	0	0	4	0	9	0
Lindeman, 1b-ph-rf	.333	6	15	3	5	1	0	0	2	0	3	0
Lake, c	.333	3	3	0	1	0	0	0	1	0	0	0
Ford, rf-ph	.308	5	13	1	4	0	0	0	2	1	1	0
Herr, 2b	.250	7	28	2	7	0	0	1	1	2	2	0
Oquendo, rf-3b	.250	7	24	2	6	0	0	0	2	1	4	0
Pagnozzi, dh-ph	.250	2	4	0	1	0	0	0	0	0	0	0
Driessen, 1b	.231	4	13	3	3	2	0	0	1	1	1	0
Smith, ss	.214	7	28	3	6	0	0	0	2	2	3	2
Coleman, lf	.143	7	28	5	4	2	0	0	2	2	10	6
Lawless, 3b	.100	3	10	1	1	0	0	1	3	0	4	0
Cox, p	.000	3	2	0	0	0	0	0	0	0	1	0
Forsch, p	.000	3	2	0	0	0	0	0	0	0	0	0
Tudor, p	.000	2	2	0	0	0	0	0	0	0	2	0
Morris, rf	.000	1	2	0	0	0	0	0	0	0	0	0
Dayley, p	.000	4	1	0	0	0	0	0	0	0	1	0
Mathews, p	.000	1	1	0	0	0	0	0	0	0	0	0
Worrell, p	.000	4	0	0	0	0	0	0	0	0	0	0
Horton, p	.000	2	0	0	0	0	0	0	0	0	0	0
Magrane, p	.000	2	0	0	0	0	0	0	0	0	0	0
Tunnell, p	.000	2	0	0	0	0	0	0	0	0	0	0
Johnson, pr	.000	1	0	0	0	0	0	0	0	0	0	1
Totals	.259	7	232	26	60	8	0	2	25	13	44	12

Pitchers:	W	L	ERA	G	GS	CG	SHO	SV	IP	H	R	ER	BB	SO
Worrell	0	0	1.29	4	0	0	0	2	7.0	6	1	1	4	3
Dayley	0	0	1.93	4	0	0	0	1	4.2	2	1	1	0	3
Tunnell	0	0	2.08	2	0	0	0	0	4.1	4	2	1	2	1
Mathews	0	0	2.45	1	1	0	0	0	3.2	2	1	1	2	3
Tudor	1	1	5.73	2	2	0	0	0	11.0	15	7	7	3	8
Horton	0	0	6.00	2	0	0	0	0	3.0	5	2	2	0	1
Cox	1	2	7.71	3	2	0	0	0	11.2	13	10	10	8	9
Magrane	0	1	8.59	2	2	0	0	0	7.1	9	7	7	5	5
Forsch	1	0	9.95	3	0	0	0	0	6.1	8	7	7	5	3
Totals	3	4	5.64	23	7	0	0	3	59.0	64	38	37	29	36

1987 WORLD SERIES (CONT.)

TWINS:	AVG	G	AB	R	H	2B	3B	HR	RBI	BB	SO	SB
Smalley, ph	.500	4	2	0	1	1	0	0	0	2	0	0
Lombardozi, 2b	.412	6	17	3	7	1	0	1	4	2	2	0
Baylor, dh-ph	.385	5	13	3	5	0	0	1	3	1	1	0
Puckett, cf	.357	7	28	5	10	1	0	0	3	2	1	1
Laudner, c	.318	7	22	4	7	1	0	1	4	5	4	0
Gladden, lf	.290	7	31	3	9	2	1	1	7	3	4	2
Gaetti, 3b	.259	7	27	4	7	2	1	1	4	2	5	2
Hrbek, 1b	.208	7	24	4	5	0	0	1	6	5	3	0
Gagne, ss	.200	7	30	5	6	1	0	1	3	1	6	0
Brunansky, rf	.200	7	25	5	5	0	0	0	2	4	4	1
Newman, pr-2b-ph	.200	4	5	0	1	0	0	0	0	1	1	0
Bush, dh-ph	.167	4	6	1	1	1	0	0	2	0	1	0
Larkin, 1b-ph	.000	5	3	1	0	0	0	0	0	1	0	0
Straker, p	.000	2	2	0	0	0	0	0	0	0	2	0
Viola, p	.000	3	1	0	0	0	0	0	0	0	1	0
Bylieven, p	.000	2	1	0	0	0	0	0	0	0	1	0
Davidson, rf-ph	.000	2	1	0	0	0	0	0	0	0	0	0
Reardon, p	.000	4	0	0	0	0	0	0	0	0	0	0
Berenguer, p	.000	3	0	0	0	0	0	0	0	0	0	0
Schatzeder, p	.000	3	0	0	0	0	0	0	0	0	0	0
Atherton, p	.000	2	0	0	0	0	0	0	0	0	0	0
Butera, c	.000	1	0	0	0	0	0	0	0	0	0	0
Frazier, p	.000	1	0	0	0	0	0	0	0	0	0	0
Niekro, p	.000	1	0	0	0	0	0	0	0	0	0	0
Totals	.269	7	238	38	64	10	3	7	38	29	36	6

Pitchers:	W	L	ERA	G	GS	CG	SHO	SV	IP	H	R	ER	BB	SO
Reardon	0	0	0.00	4	0	0	0	1	4.2	5	0	0	0	3
Frazier	0	0	0.00	1	0	0	0	0	2.0	1	0	0	0	2
Niekro	0	0	0.00	1	0	0	0	0	2.0	1	0	0	1	1
Bylieven	1	1	2.77	2	2	0	0	0	13.0	13	5	4	2	12
Viola	2	1	3.72	3	3	0	0	0	19.1	17	8	8	3	16
Straker	0	0	4.00	2	2	0	0	0	9.0	9	4	4	3	6
Schatzeder	1	0	6.23	3	0	0	0	0	4.1	4	3	3	3	3
Atherton	0	0	6.75	2	0	0	0	0	1.1	0	1	1	1	0
Berenguer	0	1	10.38	3	0	0	0	0	4.1	10	5	5	0	1
Totals	4	3	3.75	21	7	0	0	1	60.0	60	26	25	13	44

GAME 1 Saturday, October 17 at Minnesota

St. Louis	0	1	0	0	0	0	0	—	1	5	1	
Minnesota	0	0	0	7	2	0	1	0	x	10	11	0
WP—Viola. LP—Magrane.												
Magrane, Forsch (4), Horton (7) and Pena, Lake (8).												
Viola, Atherton (9) and Laudner.												
HR—Gladden, Lombardozi. T—2:39. A—55.171.												

GAME 2 Sunday, October 18 at Minnesota

St. Louis	0	0	0	0	1	0	1	2	0	—	4	9	0
Minnesota	0	1	0	6	0	1	0	0	x	—	8	10	0
WP —Bylieven. LP —Cox.													
Cox, Tunnell (4), Dayley (7), Worrell (8) and Pena.													
Bylieven, Berenguer (8), Reardon (9) and Laudner.													
HR —Gaetti, Laudner. T —2:42. A —55,257.													

GAME 3 Tuesday, October 20 at St. Louis

Minnesota	0	0	0	0	0	1	0	0	0	—	1	5	1
St. Louis	0	0	0	0	0	0	3	0	x	—	3	9	1
WP—Tudor. LP—Berenguer. Save—Worrell.													
Straker, Berenguer (7), Schatzeder (7) and Laudner.													
Tudor, Worrell (8) and Pena.													
T—2:45. A—55.347.													

GAME 4 Wednesday, October 21 at St. Louis

Minnesota	0	0	1	0	1	0	0	0	—	2	7	1
St. Louis	0	0	1	6	0	0	0	x	—	7	10	1
WP —Forsch. LP —Viola. Save —Dayley.												
Viola, Schatzeder (4), Niekro (5), Frazier (7) and Laudner, Butera (8).												
Mathews, Forsch (4), Dayley (7) and Pena.												
HR —Gagne. Lawless. T —3:11. A —55,347.												

GAME 5 Thursday, October 22 at St. Louis

Minnesota	0	0	0	0	0	0	2	0	—	2	6	1
St. Louis	0	0	0	0	0	3	1	0	x	—	4	10
WP	—Cox. LP —Blyleven. Save —Worrell.											
Blyleven, Atherton (7), Reardon (7) and Laudner.												
Cox, Dayley (8), Worrell (8) and Pena, Lake (9).												
T—3:21. A—55.347.												

GAME 6 Saturday, October 24 at Minnesota

St. Louis	1	1	0	2	1	0	0	0	0	—	5	11	2
Minnesota	2	0	0	0	4	4	0	1	x	—	11	15	0
WP	—Schatzeder. LP—Tudor.												
Tudor, Horton (5), Forsch (6), Dayley (6), Tunnell (7) and Pena.													
Straker, Schatzeder (4), Berenguer (6), Reardon (9) and Laudner.													
HR—Herr, Baylor, Hrbek. T—3:22. A—55,293.													

GAME 7 Sunday, October 25 at Minnesota

St. Louis	0	2	0	0	0	0	0	0	—	2	6	1	
Minnesota	0	1	0	0	1	1	0	1	x	—	4	10	0
WP—Viola. LP—Cox. Save—Reardon.													
Magrane, Cox (5), Worrell (6) and Lake.													
Viola, Reardon (9) and Laudner. T—3:04. A—55,376.													

1991 ALCS

TWINS VS. TORONTO BLUE JAYS

BLUE JAYS:	AVG	G	AB	R	H	2B	3B	HR	RBI	BB	SO	SB
Alomar, 2b	.474	5	19	3	9	0	0	0	4	2	3	2
White, cf	.364	5	22	5	8	1	0	0	0	2	3	3
Gruber, 3b	.286	5	21	1	6	1	0	0	4	0	4	1
Borders, c	.263	5	19	0	5	1	0	0	2	0	0	0
Carter, rf-dh	.263	5	19	3	5	2	0	1	4	1	5	0
Wilson, pr-lf	.250	3	8	1	2	0	0	0	0	1	3	1
Olerud, 1b	.158	5	19	1	3	0	0	0	3	3	1	0
Lee, ss	.125	5	16	3	2	0	0	0	0	1	5	0
Mulliniks, dh-ph	.125	5	8	1	1	0	0	0	0	3	0	0
Maldonado, lf-rf	.100	5	20	1	2	1	0	0	1	1	6	0
Ducey, pr-rf	.000	1	1	0	0	0	0	0	0	0	0	0
Tabler, ph-dh	.000	2	1	0	0	0	0	0	0	1	0	0
Gonzales, pr-ss	.000	2	0	0	0	0	0	0	0	0	0	0
Totals	.249	5	173	19	43	6	0	1	18	15	30	7

Pitchers:	W	L	ERA	G	GS	CG	SHO	SV	IP	H	R	ER	BB	SO
Henke	0	0	0.00	2	0	0	0	0	2.2	0	0	0	1	5
Acker	0	0	0.00	1	0	0	0	0	0.2	1	0	0	0	1
Wells	0	0	2.35	4	0	0	0	0	7.2	6	2	2	2	9
Key	0	0	3.00	1	1	0	0	0	6.0	5	2	2	1	1
Guzman	1	0	3.18	1	1	0	0	0	5.2	4	2	2	4	2
Timlin	0	1	3.18	4	0	0	0	0	5.2	5	4	2	2	5
Ward	0	1	6.23	2	0	0	0	1	4.1	4	3	3	1	6
Candioti	0	1	8.22	2	2	0	0	0	7.2	17	9	7	2	5
MacDonald	0	0	9.00	1	0	0	0	0	1.0	1	1	1	1	0
Stottlemire	0	1	9.82	1	1	0	0	0	3.2	7	4	4	1	3
Totals	1	4	4.60	5	5	0	0	1	45.0	50	27	23	15	37

TWINS:	AVG	G	AB	R	H	2B	3B	HR	RBI	BB	SO	SB
Puckett, cf	.429	5	21	4	9	1	0	2	6	1	4	0
Knoblauch, 2b	.350	5	20	5	7	2	0	0	3	3	3	2
Mack, rf	.333	5	18	4	6	1	1	0	3	2	4	2
Pagliarulo, 3b-ph	.333	5	15	4	5	1	0	1	3	0	2	0
Davis, dh	.294	5	17	3	5	2	0	0	2	5	8	1
Harper, c	.278	5	18	1	5	2	0	0	1	0	2	0
Gladden, lf	.261	5	23	4	6	0	0	0	3	1	3	3
Gagne, ss	.235	5	17	1	4	0	0	0	1	1	5	0
Hrbek, 1b	.143	5	21	0	3	0	0	0	3	1	3	0
Leius, 3b	.000	3	4	0	0	0	0	0	0	1	1	0
Larkin, ph	.000	3	3	0	0	0	0	0	0	0	1	0
Ortiz, c	.000	3	3	0	0	0	0	0	0	0	0	0
Sorrento, ph	.000	1	1	0	0	0	0	0	0	0	1	0
Newman, 3b-ss	.000	2	0	0	0	0	0	0	0	0	0	0
Brown, pr	.000	1	0	1	0	0	0	0	0	0	0	0
Totals	.276	5	181	27	50	9	1	3	25	15	37	8

Pitchers:	W	L	ERA	G	GS	CG	SHO	SV	IP	H	R	ER	BB	SO
West	1	0	0.00	2	0	0	0	0	5.2	1	0	0	4	4
Willis	0	0	0.00	3	0	0	0	0	5.1	2	0	0	0	3
Aguilera	0	0	0.00	3	0	0	0	3	3.1	1	0	0	0	3
Guthrie	1	0	0.00	2	0	0	0	0	2.2	0	0	0	0	0
Bedrosian	0	0	0.00	2	0	0	0	0	1.1	3	2	0	2	2
Morris	2	0	4.05	2	2	0	0	0	13.1	17	6	6	1	7
Erickson	0	0	4.50	1	1	0	0	0	4.0	3	2	2	5	2
Tapani	0	1	7.84	2	2	0	0	0	10.1	16	9	9	3	9
Totals	4	1	3.33	5	5	0	0	3	46.0	43	19	17	15	30

TWINS TITLE CLINCHING DATES

Year	Game	Date	Details
1965	157	September 26	Twins defeated Washington 2-1 at Washington
1969	153	September 22	Twins defeated Kansas City 4-3 at Kansas City
1970	154	September 22	Twins defeated Oakland 5-3 at Oakland
1987	157	September 28	Twins defeated Texas 5-3 at Texas
1991	155	September 29	Twins lost 2-1 at Toronto while Chicago lost 2-1 to Seattle
2002	150	September 15	Twins won 5-0 at Cleveland while Chicago lost 8-4 to New York
2003	157	September 23	Twins won 4-1 vs. Cleveland while Chicago and Kansas City lost
2004	150	September 20	Twins defeated Chicago 8-2 at Chicago
2006	162	October 1	Twins won 5-1 vs. Chicago while Detroit lost 10-8 to Kansas City
2009	163	October 6	Twins defeated Detroit 6-5 in 12 innings in Central Division Tiebreaker game
2010	151	September 21	Twins defeat Cleveland 6-4, 91st win of season, Gardenhire's 800th career win

1991 ALCS (CONT.)

GAME 1 Tuesday, October 8 at Minnesota

Toronto	0	0	0	1	0	3	0	0	0	—	4	9	2
Minnesota	2	2	1	0	0	0	0	0	x	—	5	11	0

WP—Morris. LP—Candiotti. Save—Aguilera.
Candiotti, Wells (3), Timlin (6) and Borders.
Morris, Willis (6), Aguilera (8) and Harper, Ortiz (8).
T—3:17. A—54,766.

GAME 2 Wednesday, October 9 at Minnesota

Toronto	1	0	2	0	0	0	2	0	0	—	5	9	0
Minnesota	0	0	1	0	0	1	0	0	0	—	2	5	1

WP—Guzman. LP—Tapani. Save—Ward.
Guzman, Henke (6), Ward (8) and Borders.
Tapani, Bedrosian (7), Guthrie (7) and Harper.
T—3:02. A—54,816.

GAME 3 Friday, October 11 at Toronto

Minnesota	0	0	0	0	1	1	0	0	0	1	—	3	7	0
Toronto	2	0	0	0	0	0	0	0	0	0	—	2	5	1

WP—Guthrie. LP—Timlin. Save—Aguilera.
Erickson, West (5), Willis (7), Guthrie (9), Aguilera (10) and Ortiz, Harper (10).
Key, Wells (7), Henke (8), Timlin (10) and Borders.
HR—Carter, Pagliarulo. T—3:36. A—51,454.

GAME 4 Saturday, October 12 at Toronto

Minnesota	0	0	0	4	0	2	1	1	1	—	9	13	0
Toronto	0	1	0	0	0	1	0	0	1	—	3	11	2

WP—Morris. LP—Stottlemeyer.
Morris, Bedrosian (9) and Harper.
Stottlemeyer, Wells (4), Acker (6), Timlin (7), MacDonald (9) and Borders.
HR—Puckett. T—3:15. A—51,526.

GAME 5 Sunday, October 13 at Toronto

Minnesota	1	1	0	0	0	3	0	3	0	—	8	14	2
Toronto	0	0	3	2	0	0	0	0	0	—	5	9	1

WP—West. LP—Ward. Save—Aguilera.
Tapani, West (5), Willis (8), Aguilera (9) and Harper, Ortiz (9).
Candiotti, Timlin (6), Ward (6), Wells (8) and Borders.
HR—Puckett. T—3:29. A—51,425.



1991 WORLD SERIES

TWINS VS. ATLANTA BRAVES

BRAVES:	AVG	G	AB	R	H	2B	3B	HR	RBI	BB	SO	SB		
Lemke, 2b	.417	6	24	4	10	1	3	0	4	2	4	0		
Belliard, ss	.375	7	16	0	6	1	0	0	4	1	2	0		
Pendleton, 3b	.367	7	30	6	11	3	0	2	3	3	1	0		
Gant, cf	.267	7	30	3	8	0	1	0	4	2	3	1		
Justice, rf	.259	7	27	5	7	0	0	2	6	5	5	2		
Treadway, 2b-ph	.250	3	4	1	1	0	0	0	0	1	2	0		
Smith, dh-lf	.231	7	26	5	6	0	0	3	3	3	4	1		
Olson, c	.222	7	27	3	6	2	0	0	1	5	4	1		
Hunter, lf-1b	.190	7	21	2	4	1	0	1	3	0	2	0		
Blauser, ss-ph	.167	5	6	0	1	0	0	0	0	1	1	0		
Bream, 1b	.125	7	24	0	3	2	0	0	0	3	4	0		
Avery, p	.000	2	3	0	0	0	0	0	0	0	2	0		
Gregg, ph	.000	4	3	0	0	0	0	0	0	0	2	0		
Glavine, p	.000	2	2	0	0	0	0	0	0	0	0	0		
Mitchell, lf-pr	.000	3	2	0	0	0	0	0	0	0	1	0		
Smoltz, p	.000	2	2	0	0	0	0	0	0	0	1	0		
Cabrera, ph-c	.000	3	1	0	0	0	0	0	0	0	0	0		
Clancy, p	.000	3	1	0	0	0	0	0	0	0	1	0		
Leibrandt, p	.000	2	0	0	0	0	0	0	0	0	0	0		
Mercker, p	.000	2	0	0	0	0	0	0	0	0	0	0		
Pena, p	.000	3	0	0	0	0	0	0	0	0	0	0		
St. Claire, p	.000	1	0	0	0	0	0	0	0	0	0	0		
Stanton, p	.000	5	0	0	0	0	0	0	0	0	0	0		
Willard, ph	.000	1	0	0	0	0	0	0	1	0	0	0		
Wohlers, p	.000	3	0	0	0	0	0	0	0	0	0	0		
Totals	.253	7	249	29	63	10	4	8	29	26	39	5		
Pitchers:	W	L	ERA	G	GS	CG	SHO	SV	IP	H	R	ER	BB	SO
Stanton	1	0	0.00	5	0	0	0	0	7.1	5	0	0	2	7
Wohlers	0	0	0.00	3	0	0	0	0	1.2	2	0	0	2	1
Mercker	0	0	0.00	2	0	0	0	0	1.0	0	0	0	0	1
Smoltz	0	0	1.26	2	2	0	0	0	14.1	13	2	2	1	11
Glavine	1	1	2.70	2	2	1	0	0	13.1	8	6	4	7	8
Pena	0	1	3.38	3	0	0	0	0	5.1	6	2	2	3	7
Avery	0	0	3.46	2	2	0	0	0	13.0	10	6	5	1	8
Clancy	1	0	4.15	3	0	0	0	0	4.1	3	2	2	4	2
St. Claire	0	0	9.00	1	0	0	0	0	1.0	1	1	1	0	0
Leibrandt	0	2	11.25	2	1	0	0	0	4.0	8	5	5	1	3
Totals	3	4	2.89	7	7	1	0	0	65.1	56	24	21	21	48

1991 WORLD SERIES (CONT.)

TWINS:	AVG	G	AB	R	H	2B	3B	HR	RBI	BB	SO	SB
Larkin ph	.500	4	4	0	2	0	0	0	1	0	0	0
Newman ph-3b-2b-pr	.500	4	2	0	1	0	1	0	1	0	0	0
Harper c-ph	.381	7	21	2	8	2	0	0	1	2	2	0
Leius 3b-ph-ss	.357	7	14	2	5	0	0	1	2	1	2	0
Knoblauch 2b	.308	7	26	3	8	1	0	0	2	4	2	4
Pagliarulo ph-3b	.273	6	11	1	3	0	0	1	2	1	2	0
Puckett cf	.250	7	24	4	6	0	1	2	4	5	7	1
Bush ph-rf	.250	3	4	0	1	0	0	0	0	0	1	0
Gladden lf	.233	7	30	5	7	2	2	0	0	3	4	2
Davis dh-ph-rf	.222	6	18	4	4	0	0	2	4	2	3	0
Ortiz c	.200	3	5	0	1	0	0	0	1	0	1	0
Gagne ss	.167	7	24	1	4	1	0	1	3	0	7	0
Mack rf	.130	6	23	0	3	1	0	0	1	0	7	0
Hrbek 1b	.115	7	26	2	3	1	0	1	2	2	6	0
Brown pr-rf-cf	.000	3	2	0	0	0	0	0	0	0	0	0
Morris p	.000	3	2	0	0	0	0	0	0	0	1	0
Sorrento ph-1b	.000	3	2	0	0	0	0	0	0	1	2	0
Aguilera p-ph	.000	4	1	0	0	0	0	0	0	0	0	0
Erickson p	.000	2	1	0	0	0	0	0	0	0	1	0
Tapani p	.000	2	1	0	0	0	0	0	0	0	0	0
Bedrosian p	.000	3	0	0	0	0	0	0	0	0	0	0
Guthrie p	.000	4	0	0	0	0	0	0	0	0	0	0
Leach p	.000	2	0	0	0	0	0	0	0	0	0	0
West p	.000	2	0	0	0	0	0	0	0	0	0	0
Willis p	.000	4	0	0	0	0	0	0	0	0	0	0
Totals	.232	7	241	24	56	8	4	8	24	21	48	7

Pitchers:	W	L	ERA	G	GS	CG	SHO	SV	IP	H	R	ER	BB	SO
Morris	2	0	1.17	3	3	1	1	0	23.0	18	3	3	9	15
Aguilera	1	1	1.80	4	0	0	0	2	5.0	6	1	1	1	3
Guthrie	0	1	2.25	4	0	0	0	0	4.0	3	1	1	4	3
Leach	0	0	3.86	2	0	0	0	0	2.1	2	1	1	0	2
Tapani	1	1	4.50	2	2	0	0	0	12.0	13	6	6	2	7
Erickson	0	0	5.06	2	2	0	0	0	10.2	10	7	6	4	5
Willis	0	0	5.14	4	0	0	0	0	7.0	6	4	4	2	2
Bedrosian	0	0	5.40	3	0	0	0	0	3.1	3	2	2	0	2
West	0	0	—	2	0	0	0	0	0.0	2	4	4	4	0
Totals	4	3	3.74	7	7	1	1	2	67.1	63	29	28	26	39

GAME 1 Saturday, October 19 at Minnesota

Atlanta	0	0	0	0	1	0	1	0	—	2	6	1
Minnesota	0	0	1	0	3	1	0	0	x	5	9	1
WP—Morris. LP—Leibrandt. Save—Aguilera.												
Leibrandt, Clancy (5), Wohlers (7), Stanton (8) and Olson.												
Morris, Guthrie (8), Aguilera (8) and Harper.												
HR—Gagne, Hrbek. T—3:00. A—55,108.												

GAME 2 Sunday, October 20 at Minnesota

Atlanta	0	1	0	0	1	0	0	0	—	2	8	1
Minnesota	2	0	0	0	0	0	1	x	—	3	4	1
WP—Tapani. LP—Glavin. Save—Aguilera.												
Glavin and Olson.												
Tapani, Aguilera (9) and Harper.												
HR—Davis, Leius. T—2:37. A—55,145.												

GAME 3 Tuesday, October 22 at Atlanta

Minnesota	1	0	0	0	0	1	2	0	0	0	—	4	10	1
Atlanta	0	1	0	1	2	0	0	0	0	1	—	5	8	2
WP—Clancy. LP—Aguilera.														
Erickson, West (5), Leach (5), Bedrosian (6), Willis (8), Guthrie (10), Aguilera (12) and Ortiz, Harper (8).														
Avery, Pena (8), Stanton (10), Wohlers (12), Mercker (12), Clancy (12) and Olson.														
HR—Justice, Smith, Puckett, Davis. T—4:04. A—50,878.														

GAME 4 Wednesday, October 23 at Atlanta

Minnesota	0	1	0	0	0	0	1	0	0	—	2	7	0
Atlanta	0	0	1	0	0	0	1	0	1	—	3	8	0
WP—Stanton. LP—Guthrie.													
Morris, Willis (7), Guthrie (8), Bedrosian (9) and Harper.													
Smoltz, Wohlers (8), Stanton (8) and Olson.													
HR—Pendleton, Pagliarulo. T—2:57. A—50,878.													

GAME 5 Thursday, October 24 at Atlanta

Minnesota	0	0	0	0	0	3	0	1	1	—	5	7	1
Atlanta	0	0	0	4	1	0	6	3	x	—	14	17	1
WP—Glavin. LP—Tapani.													
Tapani, Leach (5), West (7), Bedrosian (7), Willis (8) and Harper, Ortiz (8).													
Glavin, Mercker (6), Clancy (7), St. Claire (9) and Olson, Cabrera (9).													
HR—Justice, Smith, Hunter. T—2:59. A—50,878.													

GAME 6 Saturday, October 26 at Minnesota

Atlanta	0	0	0	0	2	0	1	0	0	0	0	—	3	9	1
Minnesota	2	0	0	0	1	0	0	0	0	0	1	—	4	9	0
WP—Aguilera. LP—Leibrandt.															
Avery, Stanton (7), Pena (9), Leibrandt (11) and Olson.															
Erickson, Guthrie (7), Willis (7), Aguilera (10) and Ortiz, Harper (7).															
HR—Pendleton, Puckett. T—3:36. A—55,155.															

GAME 7 Sunday, October 27 at Minnesota

Atlanta	0	0	0	0	0	0	0	0	0	—	0	7	0
Minnesota	0	0	0	0	0	0	0	0	1	—	1	10	0
WP—Morris. LP—Pena.													
Smoltz, Stanton (8), Pena (9) and Olson.													
Morris and Harper. T—3:23. A—55,118.													



2002 DIVISION SERIES

TWINS VS. OAKLAND ATHLETICS

ATHLETICS:	AVG	G	AB	R	H	2B	3B	HR	RBI	BB	SO	SB
Byrnes	.000	2	1	0	0	0	0	0	0	0	1	0
Chavez	.381	5	21	3	8	0	0	1	5	2	1	0
Durham	.333	5	21	7	7	3	0	2	2	2	4	1
Dye	.400	5	20	3	8	2	0	1	1	1	5	0
Ellis	.368	5	19	1	7	2	0	1	4	1	2	0
Hatteberg	.500	5	14	5	7	2	0	1	3	3	0	0
Hernandez	.059	5	17	0	1	0	0	0	0	0	4	0
Justice	.238	5	21	2	5	1	1	0	4	0	4	0
Long	.167	5	18	1	3	0	0	1	1	1	2	0
Mabry	.000	2	2	0	0	0	0	0	0	0	1	0
Myers	.000	2	1	0	0	0	0	0	0	0	1	0
Piatt	.333	3	3	0	1	1	0	0	0	0	1	0
Saenz	.000	1	0	0	0	0	0	0	0	1	0	0
Tejada	.143	5	21	3	9	1	0	1	4	1	7	0
Velarde	.600	4	5	1	3	1	0	0	1	0	1	0
Totals	.288	5	184	26	53	13	1	8	25	12	34	1

Pitchers:	W	L	ERA	G	GS	CG	SHO	SV	IP	H	R	ER	BB	SO
Bowie	0	0	0.00	1	0	0	0	0	1.1	0	0	0	0	3
Bradford	0	0	0.00	2	0	0	0	0	3.0	1	0	0	0	1
Hudson	0	1	6.23	2	2	0	0	0	8.2	13	11	6	4	8
Koch	0	0	9.00	3	0	0	0	1	3.0	5	3	3	2	3
Lidle	0	0	9.00	1	0	0	0	0	1.0	2	1	1	0	0
Lilly	0	1	13.50	2	0	0	0	0	4.0	10	6	6	1	3
Mecir	0	0	0.00	1	0	0	0	0	1.0	0	0	0	0	2
Mulder	1	1	2.08	2	2	0	0	0	13.0	14	3	3	3	12
Rincon	0	0	0.00	2	0	0	0	0	3.0	2	0	0	0	2
Zito	1	0	4.50	1	1	0	0	0	6.0	5	3	3	4	8
Totals	2	3	4.09	5	5	0	0	1	44.0	52	27	22	14	42

TWINS:	AVG	G	AB	R	H	2B	3B	HR	RBI	BB	SO	SB
Cuddyer	.385	5	13	1	5	1	0	0	1	3	3	0
Guzman	.286	5	21	5	6	2	0	1	2	2	4	2
Hocking	.500	3	6	0	3	1	0	0	1	0	1	0
Hunter	.300	5	20	4	6	4	0	0	2	1	4	0
Jones	.250	5	20	3	5	3	0	0	1	1	8	0
Kielty	.000	3	4	0	0	0	0	0	0	0	1	0
Koskie	.143	5	21	3	3	0	1	1	5	2	6	0
Lecroy	.444	3	9	1	4	0	0	0	1	0	3	0
Mientkiewicz	.250	5	20	3	5	0	0	2	4	1	1	0
Mohr	1.000	4	2	1	2	1	0	0	0	1	0	0
Ortiz	.231	4	13	0	3	2	0	0	2	0	5	0
Pierzynski	.438	5	16	4	7	0	1	1	4	2	2	0
Prince	.000	1	2	0	0	0	0	0	0	0	2	0
Rivas	.250	4	12	2	3	1	0	0	0	1	2	0
Totals	.291	5	179	27	52	15	2	5	23	14	42	2

Pitchers:	W	L	ERA	G	GS	CG	SHO	SV	IP	H	R	ER	BB	SO
Fiore	0	0	20.25	1	0	0	0	0	1.1	4	3	3	2	0
Guardado	0	0	13.50	2	0	0	0	1	2.0	5	3	3	1	1
Hawkins	0	0	0.00	3	0	0	0	0	2.1	0	0	0	0	5
Jackson	0	0	0.00	1	0	0	0	0	0.2	1	0	0	0	0
Lohse	0	0	0.00	2	0	0	0	0	4.0	2	0	0	0	5
Mays	0	1	14.73	1	1	0	0	0	3.2	9	6	6	2	1
Milton	1	0	2.57	1	1	0	0	0	7.0	6	2	2	1	3
Radke	2	0	1.54	2	2	0	0	0	11.2	14	6	2	1	7
Reed	0	1	7.20	1	1	0	0	0	5.0	6	4	4	2	8
Romero	0	0	0.00	3	0	0	0	0	3.1	3	0	0	1	2
Santana	0	0	6.00	2	0	0	0	0	3.0	3	2	2	2	2
Totals	3	2	4.50	5	5	0	0	1	44.0	53	26	22	12	34

2002 DIVISION SERIES (CONT.)

GAME 1 Tuesday, October 1 at Oakland

Minnesota	0	1	2	0	0	3	1	0	0	—	7	13	3
Oakland	3	2	0	0	0	0	0	0	0	—	5	12	0
WP—Radke. LP—Lilly. Save—Guardado.													
Radke, Santana (6), Romero (7), Guardado (9) and Pierzynski.													
Hudson, Lilly (6), Lidle (7), Rincon(8), Mecer (9) and Hernandez.													
HR—Koskie, Mientkiewicz. T—3.44. A—34,853.													

GAME 2 Wednesday, October 2 at Oakland

Minnesota	0	0	0	0	0	1	0	0	0	—	1	7	0
Oakland	3	0	0	5	1	0	0	0	x	—	9	14	0
WP—Mulder. LP—Mays.													
Mays, Fiore (4), Lohse (6), Hawkins (9) and Pierzynski, Prince (6).													
Mulder, Bradford (7), Koch (9) and Hernandez.													
HR—Chavez, Guzman. T—3.04. A—31,953.													

GAME 3 Friday, October 4 at Minnesota

Oakland	2	0	0	1	0	1	2	0	0	—	6	9	1
Minnesota	0	0	0	1	2	0	0	0	0	—	3	8	0
WP—Zito. LP—Reed. Save—Koch.													
Zito, Rincon (7), Koch (9) and Hernandez.													
Reed, Santana (6), Jackson (7), Romero (8), Hawkins (9) and Pierzynski.													
HR—Durham, Hatteberg, Long, Dye. T—3.26. A—55,932.													

GAME 4 Saturday, October 5 at Minnesota

Oakland	0	0	2	0	0	0	0	0	0	—	2	7	2
Minnesota	0	0	2	7	0	0	2	0	x	—	11	12	2
WP—Milton. LP—Hudson.													
Hudson, Lilly (4), Bowie (7) and Hernandez, Myers (8).													
Milton, Lohse (8) and Pierzynski.													
HR—Tejada, Mientkiewicz. T—3.20. A—55,960.													

GAME 5 Sunday, October 6 at Oakland

Minnesota	0	1	1	0	0	0	0	0	3	—	5	12	0
Oakland	0	0	1	0	0	0	0	0	0	3	—	4	11
WP—Radke. LP—Mulder.													
Radke, Romero (5), Hawkins (8), Guardado (9) and Pierzynski.													
Mulder, Bradford (6), Koch (6) and Hernandez, Myers (9).													
HR—Durham, Ellis, Pierzynski. T—3.23. A—32,146.													

2002 ALCS

TWINS VS. ANAHEIM ANGELS

ANGELS:	AVG	G	AB	R	H	2B	3B	HR	RBI	BB	SO	SB		
Anderson	.250	5	20	3	5	1	0	1	3	1	0	0		
Eckstein	.286	5	21	1	6	0	0	0	2	0	2	0		
Erstad	.364	5	22	4	8	0	0	1	2	0	3	1		
Figgins	1.000	3	1	2	1	0	0	0	0	0	0	0		
Fullmer	.333	4	12	2	4	2	0	1	4	0	2	0		
Gil	.000	1	2	0	0	0	0	0	0	0	1	0		
Glaus	.316	5	19	4	6	0	1	1	2	2	5	0		
Kennedy	.357	4	14	5	5	0	0	3	5	0	2	1		
Molina	.214	5	14	0	3	0	1	0	2	1	2	0		
Molina	.000	3	1	0	0	0	0	0	0	0	0	0		
Ochoa	.000	4	4	2	0	0	0	0	0	0	3	0		
Palmeiro	.000	2	2	0	0	0	0	0	0	0	1	0		
Salmon	.214	5	14	0	3	0	0	0	0	3	1	0		
Spiezo	.353	5	17	5	6	2	0	1	5	2	1	1		
Wooten	.250	3	8	1	2	0	0	0	1	0	3	0		
Totals	.287	5	171	29	49	5	2	8	26	9	26	3		
Pitchers:	W	L	ERA	G	GS	CG	SHO	SV	IP	H	R	ER	BB	SO
Appier	0	1	3.48	2	2	0	0	0	10.1	10	4	4	4	3
Donnelly	0	0	8.10	3	0	0	0	0	3.1	3	3	3	0	5
Lackey	1	0	0.00	1	1	0	0	0	7.0	3	0	0	0	7
Ortiz	1	0	5.06	1	1	0	0	0	5.1	10	3	3	1	3
Percival	0	0	0.00	3	0	0	0	2	3.1	0	0	0	0	3
Rodriguez	2	0	0.00	4	0	0	0	0	4.1	2	0	0	2	7
Schoeneweis	0	0	0.00	1	0	0	0	0	0.2	0	0	0	0	0
Washburn	0	0	1.29	1	1	0	0	0	7.0	6	1	1	0	7
Weber	0	0	3.38	3	0	0	0	0	2.2	3	1	1	0	3
Totals	4	1	2.45	5	5	0	0	2	44.0	37	12	12	7	38

2002 ALCS (CONT.)

TWINS:	AVG	G	AB	R	H	2B	3B	HR	RBI	BB	SO	SB		
Cuddyer	.200	3	5	0	1	0	0	0	0	1	1	0		
Guzman	.167	5	18	1	3	1	0	0	0	0	3	0		
Hunter	.167	5	18	2	3	2	0	0	0	1	3	0		
Jones	.100	5	20	0	2	1	0	0	2	0	4	0		
Kielty	.000	4	3	0	0	0	0	0	1	1	2	0		
Koskie	.278	5	18	3	5	2	0	0	2	2	8	0		
Lamb	.000	2	0	0	0	0	0	0	0	0	0	0		
Lecroy	.333	1	3	0	1	0	0	0	0	0	1	0		
Mientkiewicz	.278	5	18	1	5	1	0	0	2	1	2	0		
Mohr	.417	5	12	3	5	1	0	0	0	0	4	1		
Ortiz	.313	5	16	0	5	1	0	0	2	0	5	0		
Pierzynski	.250	5	16	1	4	0	0	0	2	0	2	0		
Prince	.000	1	1	0	0	0	0	0	0	0	0	0		
Rivas	.250	5	12	1	3	0	0	0	0	1	3	0		
Totals	.231	5	160	12	37	9	0	0	11	7	38	1		
Pitchers:	W	L	ERA	G	GS	CG	SHO	SV	IP	H	R	ER	BB	SO
Guardado	0	0	0.00	1	0	0	0	1	1.0	0	0	0	1	2
Hawkins	0	0	20.25	4	0	0	0	1	4	3	3	1	1	1
Jackson	0	0	27.00	3	0	0	0	1	1.0	5	3	3	2	2
Lohse	0	0	0.00	1	0	0	0	0	1.0	0	0	0	0	1
Mays	1	0	2.03	2	2	0	0	0	13.1	12	4	3	0	3
Milton	0	0	1.50	1	1	0	0	0	6.0	5	1	1	2	4
Radke	0	1	2.70	1	1	0	0	0	6.2	5	2	2	1	4
Reed	0	1	10.13	1	1	0	0	0	5.1	8	6	6	0	0
Romero	0	1	22.50	4	0	0	0	0	2.0	4	5	5	2	3
Santana	0	1	10.80	4	0	0	0	0	3.1	4	4	4	0	4
Wells	0	0	9.00	2	0	0	0	0	1.0	2	1	1	0	2
Totals	1	4	6.00	5	5	0	0	1	42.0	49	29	28	9	26

GAME 1 Tuesday, October 8 at Minnesota

Anaheim	0	0	1	0	0	0	0	0	—	1	4	0
Minnesota	0	1	0	0	1	0	0	0	x	2	5	1

WP —Mays. LP —Appier. Save —Guardado.

Appier, Donnelly (6), Schoenweis (7), Weber (8) and B. Molina, J. Molina (8).

Mays, Guardado (9) and Pierzynski.

T—2:58. A—55,562.

GAME 2 Wednesday, October 9 at Minnesota

Anaheim	1	3	0	0	0	2	0	0	0	—	6	10	0
Minnesota	0	0	0	0	0	3	0	0	0	—	3	11	1

WP —Ortiz. LP —Reed. Save —Percival.

Ortiz, Donnelly (6), Rodriguez (7), Percival (8) and B. Molina.

Reed, Santana (6), Romero (7), Hawkins (7), Jackson (9) and Pierzynski.

HR—Erstad, Fullmer. T—3:13. A—55,990.

GAME 3 Friday, October 11 at Anaheim

Minnesota	0	0	0	0	0	0	1	0	0	—	1	6	0
Anaheim	0	1	0	0	0	0	0	1	x	—	2	7	0

WP —Rodriguez. LP —Romero. Save —Percival.

Milton, Hawkins (7), Santana (7), Jackson (7), Romero (7) and Pierzynski.

Washburn, Rodriguez (8), Percival (9) and B. Molina, J. Molina (8).

HR—Anderson, Glaus. T—3:13. A—44,234.

GAME 4 Saturday, October 12 at Anaheim

Minnesota	0	0	0	0	0	0	0	0	1	—	1	6	2
Anaheim	0	0	0	0	0	0	2	5	x	—	7	10	0

WP —Lackey. LP —Radke.

Radke, Santana (7), Hawkins (8), Romero (8), Jackson (8), Wells (8) and

Pierzynski.

Lackey, Rodriguez (8), Weber (9) and B. Molina.

T—2:49. A—44,830.

GAME 5 Sunday, October 13 at Anaheim

Minnesota	1	1	0	0	0	0	3	0	0	—	5	9	0
Anaheim	0	0	1	0	2	0	10	0	x	—	13	18	0

WP —Rodriguez. LP —Santana.

Mays, Santana (6), Hawkins (7), Romero (7), Wells (7), Lohse (8) and

Pierzynski, Prince (8).

Appier, Donnelly (6), Rodriguez (7), Weber (8), Percival (9) and B. Molina, J. Molina (8).

HR—Kennedy (3), Spiezo. T—3:30. A—44,835.



2003 DIVISION SERIES

TWINS VS. NEW YORK YANKEES

YANKEES:	AVG	G	AB	R	H	2B	3B	HR	RBI	BB	SO	SB
Boone	.200	4	15	1	3	1	0	0	0	0	3	1
Dellucci	.000	1	0	0	0	0	0	0	0	0	0	0
Giambi	.250	4	16	1	4	2	0	0	2	2	5	0
Jeter	.429	4	14	2	6	0	0	1	1	4	2	1
Johnson	.077	4	13	2	1	1	0	0	2	3	2	0
Matsui	.267	4	15	2	4	1	0	1	3	2	3	0
Posada	.176	4	17	1	3	1	0	0	0	0	6	0
Rivera	.333	4	12	2	4	0	0	0	0	1	0	0
Sierra	.000	1	2	0	0	0	0	0	0	0	0	0
Soriano	.368	4	19	2	7	1	0	0	4	0	6	2
Williams	.400	4	15	3	6	2	0	0	3	2	2	0
Totals	.275	4	138	16	38	9	0	2	15	14	29	4

Pitchers:	W	L	ERA	G	GS	CG	SHO	SV	IP	H	R	ER	BB	SO
Clemens	1	0	1.29	1	1	0	0	0	7.0	5	1	1	1	6
Heredia	0	0	0.00	1	0	0	0	0	2.0	1	0	0	1	1
Mussina	0	1	3.86	1	1	0	0	0	7.0	7	3	3	3	6
Nelson	0	0	---	1	0	0	0	0	0.0	0	0	0	1	0
Pettitte	1	0	1.29	1	1	0	0	0	7.0	4	1	1	3	10
Rivera	0	0	0.00	2	0	0	0	2	4.0	0	0	0	0	4
Wells	1	0	1.17	1	1	0	0	0	7.2	8	1	1	0	5
White	0	0	0.00	1	0	0	0	0	1.1	1	0	0	0	1
Totals	3	1	1.50	4	4	0	0	2	36.0	26	6	6	9	33

TWINS:	AVG	G	AB	R	H	2B	3B	HR	RBI	BB	SO	SB
Cuddyer	.250	1	4	0	1	0	0	0	1	0	3	0
Ford	.000	1	1	0	0	0	0	0	0	0	1	0
Gomez	.000	1	0	0	0	0	0	0	0	0	0	0
Guzman	.154	4	13	1	2	0	0	0	0	1	2	0
Hocking	.000	1	0	0	0	0	0	0	0	0	0	0
Hunter	.429	4	14	3	6	0	1	1	2	2	2	0
Jones	.125	4	16	0	2	0	0	0	0	0	5	0
Koskie	.200	4	15	0	3	1	0	0	0	0	5	0
Lecroy	.091	3	11	1	1	0	0	0	0	1	4	0
Mientkiewicz	.133	4	15	0	2	0	0	0	0	1	2	0
Pierzynski	.231	4	13	1	3	0	0	1	1	2	0	0
Rivas	.000	4	13	0	0	0	0	0	1	0	4	0
Ryan	.000	1	1	0	0	0	0	0	0	0	1	0
Stewart	.400	4	15	0	6	2	0	0	0	2	4	1
Totals	.198	4	131	6	26	3	1	2	5	9	33	1

Pitchers:	W	L	ERA	G	GS	CG	SHO	SV	IP	H	R	ER	BB	SO
Guardado	0	0	9.00	2	0	0	0	1	2.0	5	2	2	0	2
Hawkins	1	0	6.00	3	0	0	0	0	3.0	5	3	2	0	5
Lohse	0	1	5.40	1	1	0	0	0	5.0	6	3	3	2	5
Milton	0	0	0.00	1	0	0	0	0	3.1	2	0	0	0	2
Radke	0	1	2.84	1	1	0	0	0	6.1	5	2	2	2	4
Reed	0	0	0.00	1	0	0	0	0	0.2	1	0	0	0	0
Rincon	0	0	0.00	3	0	0	0	0	2.1	1	0	0	4	1
Rogers	0	0	0.00	1	0	0	0	0	1.1	1	0	0	1	3
Romero	0	0	0.00	3	0	0	0	0	3.1	3	0	0	2	1
Santana	0	1	7.04	2	2	0	0	0	7.2	9	6	6	3	6
Totals	1	3	3.86	4	4	0	0	1	35.0	38	16	15	14	29

GAME 1 Tuesday, September 30 at New York

Minnesota	0	0	1	0	0	2	0	0	0	—	3	8	0
New York	0	0	0	0	0	0	0	1	—	1	9	1	
WP —Hawkins. LP —Mussina. Save—Guardado.													
Santana, Reed (5), Romero (5), Hawkins (7), Guardado (9) and Pierzynski.													
Mussina, Nelson (8), Heredia (8) and Posada.													
T—3:18. A—56,292.													

GAME 2 Thursday, October 2 at New York

Minnesota	0	0	0	0	1	0	0	0	0	—	1	4	1
New York	1	0	0	0	0	0	3	0	x	—	4	8	1
WP—Pettitte. LP—Radke. Save—Rivera.													
Radke, Hawkins (7), Romero (7), Rincon (8) and Pierzynski.													
Pettitte, Rivera (8) and Posada.													
HR—Hunter. T—3:07. A—56,479.													

GAME 3 Saturday, October 4 at Minnesota

New York	0	2	1	0	0	0	0	0	0	—	3	8	1
Minnesota	0	0	1	0	0	0	0	0	0	—	1	5	0
WP—Clemens. LP—Lohse. Save—Rivera.													
Clemens, Rivera (8) and Posada.													
Lohse, Rogers (6), Romero (7), Rincon (8) and Pierzynski.													
HR—Matsui, Pierzynski. T—3:02. A—55,915.													

GAME 4 Sunday, October 5 at Minnesota

New York	0	0	0	6	0	0	0	1	1	—	8	13	0
Minnesota	0	0	0	1	0	0	0	0	0	—	1	9	1
WP—Wells. LP—Santana.													
Wells, White (8) and Posada.													
Santana, Rincon (4), Milton (4), Hawkins (8), Guardado (9) and Pierzynski.													
HR—Jeter. T—2:49. A—55,875.													

2004 DIVISION SERIES

TWINS VS. NEW YORK YANKEES

YANKEES:	AVG	G	AB	R	H	2B	3B	HR	RBI	BB	SO	SB
Cairo	.214	4	14	3	3	1	0	0	1	2	5	0
Clark	.000	1	1	0	0	0	0	0	0	0	1	0
Crosby	.000	2	0	0	0	0	0	0	0	0	0	0
Jefer	.316	4	19	3	6	1	0	1	4	1	4	0
Lofton	.250	1	4	0	1	0	0	0	1	0	1	0
Matsui	.412	4	17	3	7	1	0	1	3	3	4	0
Olerud	.214	4	14	2	3	2	0	0	0	1	2	0
Posada	.222	4	18	2	4	0	0	0	0	0	6	0
Rodriguez	.421	4	19	3	8	3	0	1	3	2	1	2
Sheffield	.222	4	18	2	4	1	0	1	2	3	1	0
Sierra	.167	3	12	1	2	0	0	1	3	2	3	1
Williams	.278	4	18	2	5	1	0	1	3	1	2	0
Totals	.279	4	154	21	43	10	0	6	20	15	30	4

Pitchers:	W	L	ERA	G	GS	CG	SHO	SV	IP	H	R	ER	BB	SO
Brown	1	0	1.50	1	1	0	0	0	6.0	8	1	1	0	1
Gordon	0	0	4.91	3	0	0	0	0	3.2	2	2	2	0	3
Heredia	0	0	54.00	1	0	0	0	0	0.1	0	2	2	0	0
Lieber	0	0	4.05	1	1	0	0	0	6.2	7	3	3	1	4
Loaiza	0	0	0.00	1	0	0	0	0	2.0	4	0	0	0	0
Mussina	0	1	2.57	1	0	0	0	0	7.0	7	2	2	0	7
Quantrill	1	0	0.00	2	0	0	0	0	2.0	2	0	0	0	1
Rivera	1	0	0.00	4	0	0	0	0	5.2	2	0	0	0	2
Sturtz	0	0	6.75	2	0	0	0	0	2.2	4	2	2	3	4
Vazquez	0	0	9.00	1	1	0	0	0	5.0	7	5	5	2	6
Totals	3	1	3.73	4	4	0	0	0	41.0	43	17	17	7	28

TWINS:	AVG	G	AB	R	H	2B	3B	HR	RBI	BB	SO	SB
Blanco	.250	4	8	1	2	0	0	1	2	0	2	0
Borders	.000	2	2	0	0	0	0	0	0	0	1	0
Cuddyer	.467	4	15	1	7	0	0	0	2	0	3	0
Ford	.273	3	11	1	3	1	0	0	2	0	2	1
Guzman	.333	4	15	2	5	0	0	0	0	2	3	1
Hunter	.353	4	17	5	6	1	0	1	2	1	1	2
Jones	.300	4	20	3	6	1	0	2	2	0	6	0
Koskie	.308	4	13	2	4	1	0	0	2	3	2	0
Kubel	.143	2	7	0	1	1	0	0	0	0	2	0
LeCroy	.333	3	3	0	1	0	0	0	0	1	1	0
Morneau	.235	4	17	1	4	2	0	0	2	0	3	0
Offerman	.000	3	3	0	0	0	0	0	1	0	0	0
Rivas	.000	3	1	0	0	0	0	0	0	0	0	0
Stewart	.200	4	20	1	4	0	0	0	2	0	2	0
Totals	.283	4	152	17	43	7	0	4	17	7	28	4

Pitchers:	W	L	ERA	G	GS	CG	SHO	SV	IP	H	R	ER	BB	SO
Balfour	0	0	0.00	2	0	0	0	0	2.2	0	0	0	0	2
Crain	0	0	0.00	1	0	0	0	0	0.1	1	0	0	0	0
Lohse	0	1	4.50	1	0	0	0	0	2.0	1	1	1	0	3
Mulholland	0	0	3.00	1	0	0	0	0	3.0	3	1	1	0	0
Nathan	0	1	3.60	3	0	0	0	1	5.0	2	2	2	5	6
Radke	0	0	7.11	1	1	0	0	0	6.1	8	5	5	3	0
Rincon	0	0	10.80	3	0	0	0	0	3.1	4	4	4	2	5
Romero	0	0	9.00	2	0	0	0	0	1.0	0	1	1	1	1
Santana	1	0	0.75	2	2	0	0	0	12.0	14	1	1	4	12
Silva	0	1	10.80	1	1	0	0	0	5.0	10	6	6	0	1
Totals	1	3	4.65	4	4	0	1	1	40.2	43	21	21	15	30

GAME 1 Tuesday, October 5 at New York

Minnesota	0	0	1	0	0	1	0	0	0	—	2	7	0
New York	0	0	0	0	0	0	0	0	0	—	0	9	0
WP—Santana. LP—Mussina. Save—Nathan.													
Santana, Rincon (8), Nathan (9) and Blanco.													
Mussina, Gordon (8), Rivera (9) and Posada.													
HR—Jones. T—2.53. A—55,749.													

GAME 2 Wednesday, October 6 at New York

Minnesota	1	2	0	0	0	0	2	0	0	0	1	—	6	12	0
New York	1	0	2	0	1	0	1	0	0	0	2	—	7	9	0
WP—Quantrill. LP—Nathan.															
Radke, Balfour (7), Rincon (8), Nathan (10), Romero (12) and Blanco, Borders (7).															
Lieber, Gordon (7), Rivera (8), Sturtz (10), Quantrill (12) and Posada.															
HR—Jefer, Sheffield, Rodriguez, Hunter. T—4:19. A—56,354.															

GAME 3 Friday, October 8 at Minnesota

New York	0	3	0	0	0	0	4	0	0	—	8	14	1
Minnesota	1	0	0	0	0	0	0	0	3	—	4	12	1
WP—Brown. LP—Silva.													
Brown, Quantrill (7), Heredia (8), Sturtz (9), Rivera (9) and Posada.													
Silva, Romero (6), Crain (6), Mulholland (7) and Blanco, LeCroy (8).													
HR—Jones, Williams, Matsui. T—3:02. A—54,803.													

GAME 4 Saturday, October 9 at Minnesota

New York	0	0	1	0	0	0	0	4	0	0	1	—	6	11	0
Minnesota	1	0	0	1	3	0	0	0	0	0	0	—	5	12	1
WP—Rivera. LP—Lohse.															
Vazquez, Loaiza (6), Gordon (8), Rivera (10) and Posada.															
Santana, Balfour (4), Rincon (4), Nathan (8), Lohse (9) and Blanco, Borders (9).															
HR—Blanco, Sierra. T—4:16. A—52,498.															

2006 DIVISION SERIES

TWINS VS. OAKLAND ATHLETICS

ATHLETICS:	AVG	G	AB	R	H	2B	3B	HR	RBI	BB	SO	SB
Bocachica	.000	0	0	0	0	0	0	0	0	0	0	0
Bradley	.077	3	13	1	1	0	0	1	2	0	1	0
Chavez	.200	3	10	2	2	1	0	1	1	2	4	0
Ellis	.286	2	7	0	2	0	0	0	0	0	2	0
Jimenez	.000	2	4	0	0	0	0	0	0	0	1	0
Johnson	.000	0	0	0	0	0	0	0	0	0	0	0
Kendall	.214	3	14	1	3	1	0	0	1	0	4	0
Kielty	.000	0	0	0	0	0	0	0	0	0	0	0
Kotsay	.143	3	14	2	2	0	0	1	2	0	2	0
Melhuse	.000	0	0	0	0	0	0	0	0	0	0	0
Payton	.333	3	12	3	4	0	0	0	0	0	1	0
Scutaro	.333	3	12	1	4	4	0	0	6	0	1	0
Swisher	.300	3	10	3	3	2	0	0	1	2	2	0
Thomas	.500	3	10	3	5	1	0	2	2	2	1	0
Totals	.245	3	106	16	26	9	0	5	15	6	19	0

Pitchers:	W	L	ERA	G	GS	CG	SHO	SV	IP	H	R	ER	BB	SO
Blanton	0	0	0.00	0	0	0	0	0	0.0	0	0	0	0	0
Calero	1	0	0.00	1	0	0	0	0	1.0	0	0	0	1	1
Duchscherer	0	0	2.25	2	0	0	0	0	4.0	1	1	1	0	4
Gaudin	0	0	0.00	0	0	0	0	0	0.0	0	0	0	0	0
Harden	0	0	0.00	0	0	0	0	0	0.0	0	0	0	0	0
Haren	1	0	3.00	1	1	0	0	0	6.0	9	2	2	1	2
Kennedy	0	0	0.00	0	0	0	0	0	0.0	0	0	0	0	0
Loaiza	0	0	3.60	1	1	0	0	0	5.0	8	2	2	0	2
Saarloos	0	0	0.00	0	0	0	0	0	0.0	0	0	0	0	0
Street	0	0	3.00	3	0	0	0	2	3.0	4	1	1	1	1
Zito	1	0	1.13	1	1	0	0	0	8.0	4	1	1	3	1
Totals	3	0	2.33	3	3	0	0	2	27.0	26	7	6	11	11

TWINS:	AVG	G	AB	R	H	2B	3B	HR	RBI	BB	SO	SB
Bartlett	.273	3	11	0	3	1	0	0	0	0	2	0
Castillo	.273	3	11	0	3	0	0	0	0	3	3	0
Cuddyer	.250	3	12	2	3	0	1	1	1	0	2	0
Ford	.000	1	0	0	0	0	0	0	0	0	0	0
Hunter	.273	3	11	1	3	1	0	1	2	0	1	0
Kubel	.000	0	0	0	0	0	0	0	0	0	0	0
Mauer	.182	3	11	0	2	0	0	0	0	1	0	0
Morneau	.417	3	12	3	5	1	0	2	2	0	0	0
Nevin	.000	1	3	0	0	0	0	0	0	0	0	0
Punto	.167	3	12	0	2	0	0	0	0	0	1	0
Redmond	.000	0	0	0	0	0	0	0	0	0	0	0
Rodriguez	.000	0	0	0	0	0	0	0	0	0	0	0
Tyner	.000	2	6	0	0	0	0	0	0	2	2	1
White	.417	3	12	1	5	1	0	1	2	0	0	0
Totals	.257	3	101	7	26	4	1	5	7	6	11	1

Pitchers:	W	L	ERA	G	GS	CG	SHO	SV	IP	H	R	ER	BB	SO
Bonser	0	0	3.00	1	1	0	0	0	6.0	7	2	2	1	3
Crain	0	0	9.00	2	0	0	0	0	1.0	3	3	1	1	1
Guerrier	0	0	0.00	1	0	0	0	0	1.0	0	0	0	0	0
Nathan	0	0	0.00	1	0	0	0	0	0.2	1	0	0	0	1
Neshek	0	1	9.00	2	0	0	0	0	1.0	1	1	1	0	1
Perkins	0	0	0.00	1	0	0	0	0	0.1	2	0	0	0	0
Radke	0	1	6.75	1	1	0	0	0	4.0	5	4	3	1	2
Reyes	0	0	9.00	2	0	0	0	0	1.0	1	3	1	2	0
Rincon	0	0	3.00	2	0	0	0	0	3.0	1	1	1	0	3
Santana	0	1	2.25	1	1	0	0	0	8.0	5	2	2	1	8
Silva	0	0	0.00	0	0	0	0	0	0.0	0	0	0	0	0
Totals	0	3	3.81	3	3	0	0	0	26.0	26	1	6	1	19

GAME 1 Tuesday, October 3 at Minnesota

Oakland	0	2	0	0	0	0	0	1	—	3	7	0
Minnesota	0	0	0	0	0	1	0	1	—	2	5	2
WP	Zito, Street (9) and Kendall.											
Santana, Crain (9), Neshek (9) and Mauer.												
HR	Thomas (2), White. T—2:19. A—55,542.											

GAME 2 Wednesday, October 4 at Minnesota

Oakland	0	0	0	0	2	0	2	0	1	—	5	11	0
Minnesota	0	0	0	0	2	0	0	0	—	2	9	0	
WP	Calero. LP —Neshek. Save —Street.												
Loaiza, Calero (6), Duchscherer (7), Street (9) and Kendall													
Bonser, Neshek (7), Reyes (7), Rincon (8), Nathan (9) and Mauer.													
HR —Kotsay, Morneau, Cuddyer. T—3:02. A—55,710.													

GAME 3 Friday, October 6 at Oakland

Minnesota	0	0	0	1	0	1	0	—	3	12	3
Oakland	0	2	2	0	0	0	4	0	x	8	8
WP —Haren. LP —Radke.											
Radke, Perkins (5), Rincon (5), Reyes (7), Crain (7), Guerrier and Mauer.											
Haren, Duchscherer (7), Street (9) and Kendall.											
HR—Hunter, Morneau, Chavez, Bradley. T—2:55. A—35,694.											

2009 DIVISION SERIES

TWINS VS. NEW YORK YANKEES

YANKEES:	AVG	G	AB	R	H	2B	3B	HR	RBI	BB	SO	SB
Cabrera	.167	3	12	1	2	0	0	0	0	0	5	0
Cano	.167	3	12	1	2	0	0	0	1	0	1	0
Cervelli	.000	1	0	0	0	0	0	0	0	0	0	0
Damon	.083	3	12	0	1	0	0	0	0	1	4	0
Gardner	.000	1	0	0	0	0	0	0	0	0	0	1
Hairston	.000	1	0	0	0	0	0	0	0	0	0	0
Jeter	.400	3	10	4	4	2	0	1	2	3	0	0
Matsui	.222	3	9	1	2	0	0	1	2	3	3	0
Molina	.000	1	1	0	0	0	0	0	0	0	0	0
Posada	.365	3	11	1	4	0	0	1	2	0	2	0
Rodriguez	.455	3	11	4	5	0	0	2	6	1	2	0
Swisher	.083	3	12	0	1	1	0	0	1	0	4	0
Teixeira	.167	3	12	3	2	0	0	1	1	1	1	0
Totals	.225	3	102	15	23	3	0	6	15	9	22	1

Pitchers:	W	L	ERA	G	GS	CG	SHO	SV	IP	H	R	ER	BB	SO
Aceves	0	0	0.00	1	0	0	0	0	1.0	1	0	0	1	1
Burnett	0	0	1.50	1	1	0	0	0	6.0	3	1	1	5	6
Chamberlain	0	0	0.00	3	0	0	0	0	1.2	2	0	0	0	1
Coke	0	0	0.00	2	0	0	0	0	0.2	0	0	0	0	1
Hughes	0	0	9.00	3	0	0	0	0	2.0	5	2	2	1	3
Marte	0	0	0.00	1	0	0	0	0	0.0	2	0	0	0	0
Pettitte	1	0	1.42	1	1	0	0	0	6.1	3	1	1	1	7
Rivera	0	0	0.00	3	0	0	0	1	3.2	4	0	0	1	7
Robertson	1	0	0.00	1	0	0	0	0	1.0	1	0	0	0	0
Sabathia	1	0	1.35	1	1	0	0	0	6.2	8	2	1	0	8
Totals	3	0	1.55	3	3	0	0	0	29.0	29	6	5	9	34

TWINS:	AVG	G	AB	R	H	2B	3B	HR	RBI	BB	SO	SB
Cabrera	.154	3	13	1	2	0	0	0	0	2	3	1
Cuddyer	.429	3	14	0	6	0	0	0	1	0	2	0
Gomez	.000	1	4	1	0	0	0	0	0	1	2	0
Harris	.250	3	12	1	3	0	1	0	1	0	3	0
Kubel	.071	3	14	0	1	0	0	0	0	0	9	0
Mauer	.417	3	12	1	5	1	0	0	1	2	4	0
Morales	.000	1	3	0	0	0	0	0	0	0	2	0
Punto	.444	3	9	0	4	1	0	0	1	3	1	0
Span	.400	3	15	1	6	1	0	0	1	0	2	1
Tolbert	.200	2	5	0	1	0	0	0	0	0	1	0
Young	.083	3	12	1	1	1	0	0	0	1	5	1
Totals	.257	3	113	6	29	4	1	0	5	9	34	3

Pitchers:	W	L	ERA	G	GS	CG	SHO	SV	IP	H	R	ER	BB	SO
Blackburn	0	0	1.59	1	1	0	0	0	5.2	3	1	1	2	3
Duensing	0	1	9.64	1	1	0	0	0	4.2	7	5	5	1	3
Guerrier	0	0	0.00	2	2	0	0	0	2.0	0	0	0	0	2
Liriano	0	0	4.50	1	0	0	0	0	2.0	1	2	1	1	1
Mahay	0	0	5.40	3	0	0	0	0	1.2	0	1	1	1	2
Mijares	0	1	13.50	2	0	0	0	0	0.2	1	1	1	1	0
Nathan	0	0	9.00	2	0	0	0	0	2.0	5	2	2	1	2
Pavano	0	1	2.57	1	1	0	0	0	7.0	5	2	2	0	9
Rauch	0	0	6.75	3	0	0	0	0	1.1	1	1	1	2	0
Totals	0	3	4.67	3	3	0	0	0	27.0	23	15	14	9	22

GAME 1 Wednesday, October 7 at New York

Minnesota	0	0	2	0	0	0	0	0	—	2	9	1
New York	0	0	2	1	3	0	1	0	x	7	9	0
WP —Sabathia. LP —Duensing.												
Sabathia, Hughes (7), Coke (8), Chamberlain (8), Rivera (9) and Posada.												
Duensing, Liriano (5), Rauch (7), Mahay (8) and Mauer.												
HR—Jeter, Matsui. T—3:38. A—49,464.												

GAME 2 Friday, October 9 at New York

Minnesota	0	0	0	0	0	1	0	2	0	0	—	3	12	1	
New York	0	0	0	0	0	1	0	0	2	0	1	—	4	7	0
WP —Robertson. LP —Mijares.															
Burnett, Chamberlain (7), Coke (7), Hughes (8), Rivera (9), Aceves (10), Marte (11), Robertson (11) and Molina, Posada (7).															
Blackburn, Mahay (6), Rauch (7), Guerrier (8), Nathan (9), Mijares (10) and Mauer.															
HR—Rodriguez, Teixeira. T—4:22. A—50,006.															

GAME 3 Sunday, October 11 at Minnesota

New York	0	0	0	0	0	0	2	0	2	—	4	7	0
Minnesota	0	0	0	0	0	1	0	0	0	—	1	7	0
WP —Pettitte. LP —Pavano. Save —Rivera.													
Pettitte, Chamberlain (7), Hughes (8), Rivera (8) and Posada.													
Pavano, Guerrier (8), Mahay (9), Rauch (9), Mijares (9), Nathan (9) and Mauer.													
HR—Rodriguez, Posada. T—3:45. A—54,735.													

2010 DIVISION SERIES

TWINS VS. NEW YORK YANKEES

YANKEES:	AVG	G	AB	R	H	2B	3B	HR	RBI	BB	SO	SB
Berkman	.500	1	4	2	2	1	0	1	2	0	1	0
Cano	.333	3	12	3	4	0	1	0	1	0	0	0
Gardner	.200	3	10	1	2	0	0	0	1	1	3	1
Golson	.000	2	0	0	0	0	0	0	0	0	0	0
Granderson	.455	3	11	2	5	1	1	0	3	1	1	1
Jeter	.286	3	14	0	4	0	0	0	1	0	3	1
Posada	.273	3	11	2	3	0	0	0	2	1	4	0
Rodriguez	.273	3	11	1	3	0	0	0	1	1	2	1
Swisher	.333	3	12	3	4	2	0	1	1	1	1	0
Teixeira	.308	3	13	2	4	1	0	1	3	1	2	0
Thames	.286	2	7	1	2	0	0	1	2	1	1	0
Totals	.314	3	105	17	33	5	2	4	17	7	18	4

Pitchers:	W	L	ERA	G	GS	CG	SHO	SV	IP	H	R	ER	BB	SO
Hughes	1	0	0.00	1	1	0	0	0	7.0	4	0	0	1	6
Logan	0	0	0.00	2	0	0	0	0	1.0	1	0	0	0	0
Pettitte	1	0	2.57	1	1	0	0	0	7.0	5	2	2	1	4
Rivera	0	0	0.00	3	0	0	0	2	3.1	2	0	0	0	1
Robertson	0	0	0.00	2	0	0	0	0	0.2	0	0	0	1	1
Sabathia	1	0	4.50	1	0	0	0	0	6.0	5	4	3	3	5
Wood	0	0	4.50	3	0	0	0	0	2.0	4	1	1	2	3
Totals	3	0	2.00	3	3	0	0	2	27.0	21	7	8	20	0

TWINS:	AVG	G	AB	R	H	2B	3B	HR	RBI	BB	SO	SB
Cuddyer	.182	3	11	1	2	1	0	1	2	0	4	0
Hardy	.100	3	10	0	1	1	0	0	0	0	2	0
Hudson	.333	3	12	2	4	0	0	1	2	0	2	0
Kubel	.000	3	8	0	0	0	0	0	0	3	2	0
Mauer	.250	3	12	0	3	0	0	0	0	1	3	0
Repko	.000	1	0	0	0	0	0	0	0	0	0	0
Span	.308	3	13	0	4	0	0	0	0	0	0	0
Thome	.100	3	10	2	1	0	0	0	0	2	3	0
Tolbert	.000	1	0	0	0	0	0	0	0	0	0	0
Valencia	.222	3	9	1	2	1	0	0	2	1	3	0
Young	.333	3	12	1	4	0	1	0	0	1	1	0
Totals	.216	3	97	7	21	3	1	2	6	8	20	0

Pitchers:	W	L	ERA	G	GS	CG	SHO	SV	IP	H	R	ER	BB	SO
Baker	0	0	3.86	1	0	0	0	0	2.1	3	1	1	0	2
Capps	0	0	9.00	1	0	0	0	0	1.0	2	1	1	0	0
Crain	0	1	54.00	1	0	0	0	0	0.1	3	2	2	0	0
Duensing	0	1	13.50	1	1	0	0	0	3.1	7	5	5	1	1
Fuentes	0	0	0.00	2	0	0	0	0	2.2	1	0	0	0	2
Guerrier	0	0	0.00	2	0	0	0	0	1.2	1	0	0	1	2
Liriano	0	0	6.35	1	1	0	0	0	5.2	6	4	4	3	7
Mijares	0	0	0.00	3	0	0	0	0	1.1	0	0	0	1	0
Pavano	0	1	6.00	1	1	0	0	0	6.0	10	4	4	1	3
Rauch	0	0	0.00	2	0	0	0	0	1.2	0	0	0	0	1
Totals	0	3	5.88	3	3	0	0	0	26.0	33	17	17	7	18

GAME 1 Wednesday, October 6 at Minnesota

New York	0	0	0	0	4	2	0	0	—	6	9	0
Minnesota	0	2	1	0	0	1	0	0	—	4	8	0

WP—Sabathia. LP—Crain. Save—Rivera.

Sabathia, Logan (7), Robertson (7), Wood (8), Rivera (8) and Posada.

Liriano, Mijares (6), Crain (7), Fuentes (7), Rauch (9) and Mauer.

HR—Cuddyer, Teixeira. T—3:47. A—42,032.

GAME 2 Thursday, October 7 at Minnesota

New York	0	0	0	1	1	0	2	0	1	—	5	12	0
Minnesota	0	1	0	0	0	1	0	0	0	—	2	6	0

WP—Pettitte. LP—Pavano. Save—Rivera.

Pettitte, Wood (8), Rivera (9) and Posada.

Pavano, Mijares (7), Rauch (7), Guerrier (8), Capps (9) and Mauer.

HR—Berkman, Hudson. T—2:59. A—42,035.

GAME 3 Saturday, October 9 at New York

Minnesota	0	0	0	0	0	0	0	1	0	—	1	7	0
New York	0	1	1	3	0	0	1	0	x	—	6	12	0

WP—Hughes. LP—Duensing.

Hughes, Wood (8), Logan (8), Robertson (8), Rivera (9) and Posada.

Duensing, Guerrier (4), Baker (5), Mijares (7), Fuentes (8) and Mauer.

HR—Thames, Swisher. T—3:06. A—50,840.

TWINS POSTSEASON LEADERS

BATTING

(MINIMUM OF 30 AT-BATS)

BATTING AVERAGE

.344	Steve Lombardozzi.....	1987
.338	Michael Cuddyer.....	2002, '03, '04, '06, '09, '10
.333	Brian Harper.....	1991
.326	Chuck Knoblauch.....	1991
.314	Tony Oliva.....	1965, '69, '70

AT-BATS

104	Dan Gladden.....	1987, '91
97	Kirby Puckett.....	1987, '91
91	Kent Hrbek.....	1987, '91
89	Greg Gagne.....	1987, '91
80	Torii Hunter.....	2002, '03, '04, '06

HITS

30	Kirby Puckett.....	1987, '91
29	Dan Gladden.....	1987, '91
25	Michael Cuddyer.....	2002, '03, '04, '06, '09, '10
24	Torii Hunter.....	2002, '03, '04, '06
19	Greg Gagne.....	1987, '91

HOME RUNS

5	Kirby Puckett.....	1987, '91
4	Greg Gagne.....	1987, '91
3	Harmon Killebrew.....	1965, '69, '70
	Tony Oliva.....	1965, '69, '70
	Gary Gaetti.....	1987
	Kent Hrbek.....	1987, '91
	Torii Hunter.....	2002, '03, '04, '06

WALKS

14	Harmon Killebrew.....	1965, '69, '70
11	Kent Hrbek.....	1987, '91
9	Dan Gladden.....	1987, '91
8	Tom Brunansky.....	1987
	Kirby Puckett.....	1987, '91

PITCHING

(MINIMUM 10 INNINGS)

WINS

4	Jack Morris.....	1991
3	Bert Blyleven.....	1970, '87
	Frank Viola.....	1987
2	Mudcat Grant.....	1965
	Brad Radke.....	2002, '03, '04

LOSSES

3	Jim Kaat.....	1965, '70
	Brad Radke.....	2002, '03, '04, '06
	Johan Santana.....	2002, '03, '04, '06
2	Kyle Lohse.....	2002, '03, '04
	Rick Reed.....	2002, '03
	Carl Pavano.....	2009, '10

INNINGS-PITCHED

36.1	Jack Morris.....	1991
35.0	Brad Radke.....	2002, '03, '04, '06
34.0	Johan Santana.....	2002, '03, '04, '06
31.1	Frank Viola.....	1987
28.1	Bert Blyleven.....	1970, '87

WALKS

10	Jack Morris.....	1991
	Johan Santana.....	2002, '03, '04, '06
9	Dave Boswell.....	1965, '69
	Scott Erickson.....	1991
8	Frank Viola.....	1987
	David West.....	1991
	Brad Radke.....	2002, '03, '04, '06

GAMES

24	Greg Gagne.....	1987, '91
	Dan Gladden.....	1987, '91
	Kent Hrbek.....	1987, '91
	Kirby Puckett.....	1987, '91
22	Michael Cuddyer.....	2002, '03, '04, '06, '09, '10

RUNS

17	Dan Gladden.....	1987, '91
16	Kirby Puckett.....	1987, '91
15	Torii Hunter.....	2002, '03, '04, '06
12	Greg Gagne.....	1987, '91
10	Tom Brunansky.....	1987
	Kent Hrbek.....	1987, '91

DOUBLES

8	Torii Hunter.....	2002, '03, '04, '06
6	Dan Gladden.....	1987, '91
5	Tony Oliva.....	1965, '69, '70
	Greg Gagne.....	1987, '91
	Jacque Jones.....	2002, '03, '04

RUNS BATTED IN

16	Kirby Puckett.....	1987, '91
15	Dan Gladden.....	1987, '91
12	Kent Hrbek.....	1987, '91
11	Tom Brunansky.....	1987
10	Greg Gagne.....	1987, '91

STRIKEOUTS

23	Jacque Jones.....	2002, '03, '04
22	Greg Gagne.....	1987, '91
21	Corey Koskie.....	2002, '03, '04
18	Michael Cuddyer.....	2002, '03, '04, '06, '09, '10
17	Kirby Puckett.....	1987, '91

GAMES STARTED

6	Brad Radke.....	2002, '03, '04, '06
5	Jack Morris.....	1991
	Johan Santana.....	2002, '03, '04, '06
	Frank Viola.....	1987
4	Bert Blyleven.....	1970, '87
	Jim Kaat.....	1965, '70
	Kevin Tapani.....	1991

ERA

1.35	Dave Boswell.....	1965, '69
1.65	Eric Milton.....	2002, '03
2.23	Jack Morris.....	1991
2.70	Jeff Reardon.....	1987
2.74	Mudcat Grant.....	1965

SAVES

5	Rick Aguilera.....	1991
3	Jeff Reardon.....	1987
	Eddie Guardado.....	2002, '03
1	Juan Berenguer.....	1987
	Joe Nathan.....	2004, '06, '09

STRIKEOUTS

32	Johan Santana.....	2002, '03, '04, '06
25	Frank Viola.....	1987
23	Bert Blyleven.....	1970, '87
22	Jack Morris.....	1991
17	Brad Radke.....	2002, '03, '04, '06

2014 MINNESOTA TWINS SCHEDULE

DATE	DAY	OPPONENT	TIME	DATE	DAY	OPPONENT	TIME
3/31	Monday	at Chicago-AL	3:10	7/3	Thursday	New York-AL	7:10
4/1	Tuesday	OFF DAY		7/4	Friday	New York-AL	1:10
4/2	Wednesday	at Chicago-AL	7:10	7/5	Saturday	New York-AL	TBA
4/3	Thursday	at Chicago-AL	1:10	7/6	Sunday	New York-AL	1:10
4/4	Friday	at Cleveland	2:05	7/7	Monday	at Seattle	9:10
4/5	Saturday	at Cleveland	12:05	7/8	Tuesday	at Seattle	9:10
4/6	Sunday	at Cleveland	12:05	7/9	Wednesday	at Seattle	9:10
4/7	Monday	Oakland	3:10	7/10	Thursday	at Colorado	7:40
4/8	Tuesday	OFF DAY		7/11	Friday	at Colorado	TBA
4/9	Wednesday	Oakland	12:10	7/12	Saturday	at Colorado	3:10
4/10	Thursday	Oakland	12:10	7/13	Sunday	ALL-STAR BREAK (HR Derby)	
4/11	Friday	Kansas City	7:10	7/14	Monday	ALL-STAR GAME (at Target Field)	
4/12	Saturday	Kansas City	TBA	7/15	Tuesday	ALL-STAR BREAK	
4/13	Sunday	Kansas City	1:10	7/16	Wednesday	ALL-STAR BREAK	
4/14	Monday	OFF DAY		7/17	Thursday	ALL-STAR BREAK	
4/15	Tuesday	Toronto	7:10	7/18	Friday	Tampa Bay	7:10
4/16	Wednesday	Toronto	7:10	7/19	Saturday	Tampa Bay	TBA
4/17	Thursday	Toronto	12:10	7/20	Sunday	Tampa Bay	1:10
4/18	Friday	at Kansas City	7:10	7/21	Monday	Cleveland	7:10
4/19	Saturday	at Kansas City	TBA	7/22	Tuesday	Cleveland	7:10
4/20	Sunday	at Kansas City	1:10	7/23	Wednesday	Cleveland	12:10
4/21	Monday	OFF DAY		7/24	Thursday	Chicago-AL	7:10
4/22	Tuesday	at Tampa Bay	6:10	7/25	Friday	Chicago-AL	7:10
4/23	Wednesday	at Tampa Bay	6:10	7/26	Saturday	Chicago-AL	TBA
4/24	Thursday	at Tampa Bay	12:10	7/27	Sunday	Chicago-AL	1:10
4/25	Friday	Detroit	7:10	7/28	Monday	OFF DAY	
4/26	Saturday	Detroit	TBA	7/29	Tuesday	at Kansas City	7:10
4/27	Sunday	Detroit	1:10	7/30	Wednesday	at Kansas City	7:10
4/28	Monday	OFF DAY		7/31	Thursday	at Kansas City	7:10
4/29	Tuesday	Los Angeles-NL	7:10	8/1	Friday	at Chicago-AL	7:10
4/30	Wednesday	Los Angeles-NL	7:10	8/2	Saturday	at Chicago-AL	6:10
5/1	Thursday	Los Angeles-NL	12:10	8/3	Sunday	at Chicago-AL	1:10
5/2	Friday	Baltimore	7:10	8/4	Monday	OFF DAY	
5/3	Saturday	Baltimore	TBA	8/5	Tuesday	San Diego	7:10
5/4	Sunday	Baltimore	1:10	8/6	Wednesday	San Diego	12:10
5/5	Monday	at Cleveland	6:05	8/7	Thursday	at Oakland	9:05
5/6	Tuesday	at Cleveland	6:05	8/8	Friday	at Oakland	9:05
5/7	Wednesday	at Cleveland	6:05	8/9	Saturday	at Oakland	8:05
5/8	Thursday	at Cleveland	11:05	8/10	Sunday	at Oakland	3:05
5/9	Friday	at Detroit	6:08	8/11	Monday	at Houston	7:10
5/10	Saturday	at Detroit	12:08	8/12	Tuesday	at Houston	7:10
5/11	Sunday	at Detroit	12:08	8/13	Wednesday	at Houston	1:10
5/12	Monday	OFF DAY		8/14	Thursday	OFF DAY	
5/13	Tuesday	Boston	7:10	8/15	Friday	Kansas City	7:10
5/14	Wednesday	Boston	7:10	8/16	Saturday	Kansas City	TBA
5/15	Thursday	Boston	12:10	8/17	Sunday	Kansas City	1:10
5/16	Friday	Seattle	7:10	8/18	Monday	Kansas City	7:10
5/17	Saturday	Seattle	TBA	8/19	Tuesday	Cleveland	7:10
5/18	Sunday	Seattle	1:10	8/20	Wednesday	Cleveland	7:10
5/19	Monday	OFF DAY		8/21	Thursday	Cleveland	12:10
5/20	Tuesday	at San Diego	9:10	8/22	Friday	Detroit	7:10
5/21	Wednesday	at San Diego	9:10	8/23	Saturday	Detroit	TBA
5/22	Thursday	OFF DAY		8/24	Sunday	Detroit	1:10
5/23	Friday	at San Francisco	9:15	8/25	Monday	OFF DAY	
5/24	Saturday	at San Francisco	TBA	8/26	Tuesday	at Kansas City	7:10
5/25	Sunday	at San Francisco	3:05	8/27	Wednesday	at Kansas City	7:10
5/26	Monday	Texas	1:10	8/28	Thursday	at Kansas City	7:10
5/27	Tuesday	Texas	7:10	8/29	Friday	at Baltimore	6:05
5/28	Wednesday	Texas	7:10	8/30	Saturday	at Baltimore	TBA
5/29	Thursday	Texas	12:10	8/31	Sunday	at Baltimore	12:35
5/30	Friday	at New York	6:05	9/1	Monday	at Baltimore	TBA
5/31	Saturday	at New York	TBA	9/2	Tuesday	Chicago-AL	7:10
6/1	Sunday	at New York	TBA	9/3	Wednesday	Chicago-AL	7:10
6/2	Monday	at Milwaukee	7:10	9/4	Thursday	Chicago-AL	7:10
6/3	Tuesday	at Milwaukee	7:10	9/5	Friday	Los Angeles-AL	7:10
6/4	Wednesday	Milwaukee	7:10	9/6	Saturday	Los Angeles-AL	TBA
6/5	Thursday	Milwaukee	7:10	9/7	Sunday	Los Angeles-AL	1:10
6/6	Friday	Houston	7:10	9/8	Monday	OFF DAY	
6/7	Saturday	Houston	TBA	9/9	Tuesday	at Cleveland	6:05
6/8	Sunday	Houston	1:10	9/10	Wednesday	at Cleveland	6:05
6/9	Monday	at Toronto	6:07	9/11	Thursday	at Cleveland	11:05
6/10	Tuesday	at Toronto	6:07	9/12	Friday	at Chicago-AL	7:10
6/11	Wednesday	at Toronto	11:37	9/13	Saturday	at Chicago-AL	6:10
6/12	Thursday	OFF DAY		9/14	Sunday	at Chicago-AL	1:10
6/13	Friday	at Detroit	6:08	9/15	Monday	Detroit	7:10
6/14	Saturday	at Detroit	6:08	9/16	Tuesday	Detroit	7:10
6/15	Sunday	at Detroit	12:08	9/17	Wednesday	Detroit	7:10
6/16	Monday	at Boston	6:10	9/18	Thursday	OFF DAY	
6/17	Tuesday	at Boston	6:10	9/19	Friday	Cleveland	7:10
6/18	Wednesday	at Boston	TBA	9/20	Saturday	Cleveland	TBA
6/19	Thursday	Chicago-AL	7:10	9/21	Sunday	Cleveland	1:10
6/20	Friday	Chicago-AL	7:10	9/22	Monday	Arizona	7:10
6/21	Saturday	Chicago-AL	TBA	9/23	Tuesday	Arizona	7:10
6/22	Sunday	Chicago-AL	1:10	9/24	Wednesday	Arizona	12:10
6/23	Monday	at Los Angeles-AL	9:05	9/25	Thursday	at Detroit	6:08
6/24	Tuesday	at Los Angeles-AL	9:05	9/26	Friday	at Detroit	6:08
6/25	Wednesday	at Los Angeles-AL	9:05	9/27	Saturday	at Detroit	6:08
6/26	Thursday	OFF DAY		9/28	Sunday	at Detroit	12:08
6/27	Friday	at Texas	7:05				
6/28	Saturday	at Texas	7:05				
6/29	Sunday	at Texas	2:05				
6/30	Monday	Kansas City	7:10				
7/1	Tuesday	Kansas City	7:10				
7/2	Wednesday	Kansas City	12:10				

Schedule and times subject to change

2013 TWINS HALL OF FAME INDUCTEES

Eddie Guardado


LEFT-HANDED PITCHER, 1993-2003, 2008

Guardado played 17 years in the major leagues, including 12 seasons with the Twins from 1993-2003 and was traded back to the Twins in 2008. "Every Day Eddie" is the Twins all-time leader in games, appearing in 648 throughout his career, recording at least 60 appearances in eight different seasons.

The two-time All-Star became the club's closer from 2001-03 and helped lead the club to two division titles. He led the American League with 45 saves in 2002, while his 116 career saves as a Twin rank third-most in club history.


His 83 games in 1996 and 45 saves in 2002 both rank second on the Twins all-time single season lists. He is one of just three pitchers in Twins history to record 40-plus saves in consecutive season, having done it in 2002 (45) and 2003 (41). Additionally, he is the Twins all-time leader in innings (579.0) for a reliever, and ranks second among Twins relievers in strikeouts (550) and wins (34).

The Stockton, California native was drafted by the Twins in the 21st round of the 1990 First-Year Player Draft and spent parts of his major league career with Seattle, Cincinnati and Texas. The left-hander was named one of the "50 Greatest Twins" in 2010.



Tom Mee

MEDIA RELATIONS/OFFICIAL SCORER/BROADCASTER, 1961-2007



Mee began his career in 1957 and was witness to the Twins' first baseball game in 1961. Widely regarded as the organization's first employee, Mee had many roles within the organization, including serving as the club's backup radio and television announcer and public address speaker. He was most well-known for his role as Director of Media Relations, a position he held for 30 years.

The St. Paul native received the Robert O. Fischel award for Public Relations excellence in 1988 before retiring in 1991. He was the second ever recipient of the Herb Carneal Lifetime Achievement Award in 2007. Mee, who also served as the Twins official scorer after retirement, dedicated his life to baseball in Minnesota and is vastly responsible for the Twins' rich history. The Tom Mee Library, which is located in the Baseball Communications office at Target Field, is named in his honor.

