

# *Minnesota Twins*

2012 SEASON SUMMARY



# TABLE OF CONTENTS

American League Central History .....	69
At a Glance, Twins .....	146
Attendance Summary .....	158
Batting Data:	
Final Stats, 2012 .....	138
Home Runs, Twins, 2012 .....	143
Home Runs By Position .....	143
Multi-Hit/Multi-RBI Games .....	153
Scoring By Inning, 2012 .....	147
Starting Lineup By Batting Order .....	156
Starting Lineup By Position .....	158
Bios:	
Bell, Jerry .....	6
Coaches .....	10-17
Players, 2012 Twins .....	21-133
Pohlad, Jim .....	5
Ryan, Jerry .....	8
St. Peter, Dave .....	7
Trainers and Clubhouse Men .....	18-19
Clinching Dates, Twins .....	197
Club Directory .....	2-4
Club Stats, Twins .....	137
Come From Behind Wins .....	149
Computing Baseball Statistics .....	63
Day-By-Day, Twins, 2012 .....	140-142
Disabled List, Twins, 2012 .....	150
Doubleheader (Day/Night) Info .....	146
Draft, Twins 2012 First-Year Player Draft .....	187
Extra Inning Games .....	148
Fielding, Twins 2012 Individual .....	139
Highs and Lows, Twins .....	147
How the 2012 Twins Were Built .....	126
Interleague, 2012 .....	176
Kelly, Tom .....	209
Last At-Bat, Games Decided In .....	148
Leadoff Home Runs, Twins .....	111
Minor Leagues:	
Awards, 2012 .....	178 & 188
Team Recaps & Stats .....	179-186
Monthly Stats, and Pre-ASG/Post-ASG Stats .....	150-157
Opposition, 2012 .....	159-175
Outfield Assists .....	149
Owners, Presidents and General Managers .....	8

Pitching Data:	
Bullpen Info .....	151
Final Stats, 2012 .....	138
Starters Info .....	155
Position Players Who've Pitched, Twins .....	37
Postseason .....	189-208
Qualifying Numbers .....	67
Record By Decade, Twins/Senators .....	79
Record When Scoring, 2012 .....	152
Rookies Used .....	58
Roster, Twins 40-Man .....	20
Schedule, 2013 .....	210
Standings, Final Major League .....	136
Trades, Last Trade With .....	134
Transactions, Twins .....	144-146
Twinsbaseball.com .....	24
Walk-Off Victories .....	157

## SEASON SUMMARY SECTIONS:

Front Office Directory/Bios .....	2-8
Coaches and Staff .....	9-20
Player Bios .....	21-126
Players Who Did Not Finish With Twins .....	127-134
Statistics .....	135-158
Opponents .....	159-176
Minor Leagues .....	177-188
Postseason .....	189-209



## MINNESOTA TWINS 2012 SEASON SUMMARY

The 2012 Minnesota Twins Season Summary was researched, written and edited by Dustin Morse, Mitch Hestad, Brace Hemmelgarn, Megan Kogut, Nick Ross and Mike Herman and is based on information available through October 11, 2012. Additional editorial assistance provided by Dukus Knutson and Erik Bremer. All statistics were provided by Major League Baseball and are considered unofficial. Images courtesy of Bruce Kluckhohn, Brace Hemmelgarn, Will Bentzel and Getty Images. Special thanks to the Elias Sports Bureau. The information contained herein is copyrighted and prepared for the use of members of the print and broadcast media. Those wishing to use any of the enclosed material for commercial purposes should contact the Minnesota Twins Baseball Communications department. Cover photography by Brace Hemmelgarn.



# MINNESOTA TWINS BASEBALL CLUB

## TARGET FIELD

1 Twins Way  
Minneapolis, MN 55403  
Telephone (612) 659-3400

Ticket Information: (612) 33-TWINS or 1-800-33-TWINS  
twitter.com/twins • facebook.com/twins • www.twinsbaseball.com

### MINNESOTA TWINS BASEBALL CLUB

#### EXECUTIVE BOARD

Jerry Bell, Chairman

Bill Pohlad

Bob Pohlad

Jim Pohlad

Dave St. Peter

#### ADMINISTRATION

Chief Executive Officer .....	Jim Pohlad
President .....	Dave St. Peter
Executive Vice President, General Manager .....	Terry Ryan
Executive Vice President, Business Development .....	Laura Day
Executive Vice President, Business Administration/Chief Financial Officer .....	Kip Elliott
Senior Vice President, Operations .....	Matt Hoy
Vice President, Technology .....	John Avenson
Vice President, Human Resources/Diversity .....	Raenell Dorn
Vice President, Marketing .....	Patrick Klinger
Vice President, Player Personnel .....	Mike Radcliff
Special Assistant to the President and General Manager .....	Bill Smith
Director, Ballpark Development and Planning .....	Dan Starkey
Executive Assistants .....	Joan Boeser
	Lynette Gittins
Administrative Assistant .....	Danielle Berg
Special Assistants .....	Bert Blyleven, Rod Carew, Kent Hrbek, Paul Molitor, Tony Oliva

#### BASEBALL OPERATIONS

Assistant General Manager .....	Rob Antony
Special Assistants to General Manager .....	Tom Kelly, Wayne Krivsky
Senior Director, Minor Leagues .....	Jim Rantz
Director, Scouting .....	Deron Johnson
Director, Team Travel .....	Mike Herman
Director, Baseball Operations .....	Brad Steil
Minor League Field Coordinator .....	Joel Lepel
Pro Scouting Coordinator .....	Vern Follwell
Manager, Baseball Research and Major League Administration .....	Jack Goin
Manager, Minor League Administration .....	Kate Townley
Manager, Scouting Administration .....	Amanda Daley
Administrative Assistant .....	Katie Van Der Linden

#### BASEBALL COMMUNICATIONS

Director, Baseball Communications and Player Relations .....	Dustin Morse
Coordinator, Baseball Communications .....	Mitch Hestad

#### PUBLIC AFFAIRS

Executive Director, Public Affairs and Twins Community Fund .....	Kevin Smith
Director, Community Relations .....	Bryan Donaldson
Manager, Corporate Communications .....	Chris Iles
Manager, Community Relations .....	Stephanie Johnson
Manager, Community Programs .....	Josh Ortiz
Coordinator, Community Relations .....	Gloria Westerdahl
Coordinator, Social Media .....	Keith Beise

## MARKETING AND BROADCASTING

Senior Director, Advertising .....	Nancy O'Brien
Director, Emerging Markets .....	Miguel Ramos
Senior Manager, Promotions .....	Julie Okland
Team Curator .....	Clyde Doepner
Senior Director, Broadcasting and Game Presentation .....	Andy Price
Engineer, Broadcast Coordinator .....	Tom Brower
Coordinator, Scoreboard .....	Sam Henschen
Coordinator, Video .....	Jim Diehl
Coordinator, StadiumVision .....	Matt Semke
Radio Network Producer .....	Mark Genosky
Radio Network Play-by-Play .....	Cory Provus
Radio Network Play-by-Play/Analyst .....	Dan Gladden
Radio Network Studio Host .....	Kris Atteberry
Radio Engineer .....	Kyle Hammer
Television Play-by-Play .....	Dick Bremer
Television Analyst .....	Bert Blyleven
Public Address Announcer .....	Adam Abrams
Spanish Radio Play-by-Play .....	Alfonso Fernandez

## TICKET SALES AND SERVICE

Senior Director, Ticket Sales and Service .....	Mike Clough
Director, Suite and Premium Seat Sales and Service .....	Scott O'Connell
Director, Season Ticket Sales and Service .....	Eric Hudson
Manager, New Business Development and Service .....	Craig Gumz
Manager, Season Business Retention and Service .....	P.J. Williams
Coordinator, Premium Sales and Service .....	Barbara Nordstrom
Season Ticket Sales and Service Executives .....	Brittany Ehliis, Alex Hover, Andrea Kjesbo, Kelcey McKean, Bobby Pascaly, Dan Poplau, Bryan Sowiewa, Dan Strong
Director, Group Ticket Sales and Service .....	Rob Malec
Group Ticket Sales and Service Executives .....	Luis Breazeale, Todd Krulwich, Phil McMullen, Landon Oldenburger, Andrew Reichert
Manager, Ticket Sales and Service Communication .....	Beth Vail Palm
Manager, Database Marketing .....	Brandon Johnson
Database Marketing Analyst .....	David Kingery

## TARGET FIELD EVENTS

Senior Manager, Target Field Event Sales .....	David Christie
Coordinators, Target Field Event Sales .....	Jessica Dooley, Mikkala Korton

## CORPORATE PARTNERSHIPS

Director, Client Services .....	Bodil Forsling
Senior Account Executives .....	Doug Beck, Brock Maiser
Account Executives .....	Karen Cleary, Jordan Woodcroft
Coordinators, Corporate Client Services .....	Paulette Cheatham, Amelia Johnson, Kayleen Alexson, Joe Morin
Coordinator, Broadcast Traffic and Service .....	Amy Johnson

## FINANCE

Senior Director, Finance .....	Andy Weinstein
Senior Manager, Ticket Accounting .....	Jerry McLaughlin
Senior Manager, Accounting .....	Lori Windschitl
Manager, Financial Planning and Analysis .....	Mike Kramer
Accounts Payable .....	Amy Fong-Christianson
Accountant .....	Lyndsey Taylor
Director, Purchasing .....	Bud Hanley
Manager, Purchasing .....	Mike Sather
Administrative Assistant .....	Ka Her



## TECHNOLOGY

Senior Director, Technology .....	Wade Navratil
Manager, Technology Infrastructure .....	Tony Persio
Administrator, Infrastructure Systems .....	Brent Hildebrandt
Manager, Business Systems .....	Shelley Andrew
Programmer/Business Systems Analyst .....	Purvi Mehta
Applications Programmer .....	James Showley
Technology Operations Specialist .....	Ryan Schmit

## HUMAN RESOURCES

Senior Manager, Payroll .....	Lori Beasley
Senior Manager, Benefits .....	Leticia Silva
Human Resources Generalist .....	Holly Corbin
Coordinator, Payroll/Benefits .....	Talla Peterson

## BALLPARK OPERATIONS

Senior Director, Ballpark Operations .....	Dave Horsman
Senior Director, Ballpark Systems .....	Gary Glawe
Director, Guest Services .....	Patrick Forsland
Manager, Retail Development .....	Joe Pohlad
Head Groundskeeper .....	Larry DiVito
Manager, Field Maintenance .....	Jared Alley
Manager, Grounds .....	Al Kuehner
Manager, Ballpark Maintenance .....	Dana Minion
Maintenance Mechanic/Master Electrician .....	Luke Bouten
Maintenance Mechanic .....	Dan Deephouse
Maintenance Mechanic .....	Matthew Fox
Maintenance Mechanic .....	Aaron Goldenstein
Maintenance Mechanic .....	Ryan Rikkola
Manager, Ballpark Operations .....	John McEvoy
Manager, Guest Services .....	Dan Smoliak
Manager, Premium Services .....	Jeffrey Kroll
Manager, Dock Security .....	Jeff Reardon
Manager, Event Security .....	Dick Dugan
Manager, Office Services .....	TBA
Ballpark Operations Assistant .....	Breanna Lindholm
Administrative Assistant .....	Venika Streeter
Receptionist .....	Tina Flowers

## TICKET OPERATIONS

Senior Director, Ticket Operations .....	Paul Froehle
Senior Manager, Box Office .....	Mike Stiles
Manager, Call Center .....	Mark Engstrom
Supervisor, Call Center Operations .....	Steve Rinde
Coordinator, Box Office Accounting .....	Aaron Doepner
Coordinator, Box Office Operations .....	Nick Hetfeld
Coordinator, Ticket Operations .....	Ashley Geldert
Coordinator, Ticket/Vault Services .....	Randy Tran

## CLUBHOUSE

Field Manager .....	Ron Gardenhire
Equipment Manager .....	Rod McCormick
Assistant Manager, Home Clubhouse .....	Tim Burke
Visitors' Clubhouse .....	Jason Lizakowski
Manager, Major League Video .....	Sean Harlin

## MEDICAL STAFF

Director, Medical Services .....	Dr. John A. Steubs
Orthopedic Physicians .....	Dr. Dan Buss, Dr. Diane Dahm, Dr. Pearce McCarty
Internal Medicine Physicians .....	Dr. Vijay Eyunni, Dr. Tom Jetzer, Dr. Amy Stromwell
Employee Assistance Program Physician .....	Dr. Jon Hallberg
Peak Performance Director .....	Dr. Rick Aberman
Head Athletic Trainer .....	TBA
Assistant Athletic Trainer .....	Dave Pruemer
Assistant Athletic Trainer .....	Tony Leo
Strength and Conditioning Coordinator .....	Perry Castellano



## JIM POHLAD

### CHIEF EXECUTIVE OFFICER

In 2012, Chief Executive Officer Jim Pohlad completed his 29th season with the Minnesota Twins. He is an original member of the Twins Executive Board and has owned a minority interest in the team since 2005. Jim provides leadership to the Minnesota Twins front office in several capacities, including decisions related to baseball and business, as well as long-term strategic planning. Jim is known for his active role in gaining legislative approval for Target Field. He worked with his father, the late Carl Pohlad, for more than 10 years to obtain funding for the new ballpark.

In addition to his position with the Minnesota Twins, Jim currently holds various leadership roles throughout several Pohlad-owned business enterprises:

Marquette Financial Companies, Twins Sports Inc., Northern Lights Broadcasting and Pohlad Companies. He also serves on the Board of Directors of Major League Baseball Advanced Media as well as MLB's Finance Committee.

Jim's civic engagements include work on behalf of organizations and programs that support the well-being and interests of children and families in the Twin Cities and surrounding communities. He currently serves on the board of the Pohlad Family Foundation and is actively involved with Park Nicollet Health Services and the Melrose Institute. In past years, he has supported and provided leadership to the Greater Twins Cities United Way, Minneapolis Institute of Arts, the Greater Minneapolis Chamber of Commerce, and The Minneapolis Foundation.

Jim resides with his family in Minneapolis, MN. He holds a degree in business administration from the University of Southern California and is a certified public accountant.







## JERRY BELL

### CHAIRMAN, EXECUTIVE BOARD

T. Geron (Jerry) Bell was named Chairman of the Twins Executive Board on January 3, 2011. In his position, he serves as an advisor to ownership and the team's senior management group on a variety of club operational issues as well as facility development.

Prior to his current role, Bell served as President of Twins Sports, Inc. Named to that post on November 26, 2002, he led the effort to ensure the long-term viability of the Minnesota Twins and specifically oversaw the development, design, construction and the opening of Target Field. Bell's leadership was central to ballpark's groundbreaking design, LEED certification and successful management of the project's budget and timeline.

Bell, who was named the third president in the history of the Minnesota Twins in January 1987, spent 16 years as the chief executive of the club. He led the team's business operations and was instrumental in the 1987 and 1991 World Championship seasons. Other accomplishments include setting an American League attendance record in 1988 when the Twins became the first junior-circuit team to attract more than three million fans. He also led the development and construction of the state-of-the-art spring training facility known as the Lee County Sports Complex which opened in Ft. Myers, Florida, in 1991.

Bell joined the Twins after serving as executive director of the Metropolitan Sports Facilities Commission, which operates the Metrodome. He joined the MSFC as assistant executive director upon the commission's inception in 1977.

His professional activities include being a member of Major League Baseball's Professional Baseball Association Committee/Baseball Operations Committee. He also served on the Hall of Fame Veteran's Committee for Major League Baseball. Past activities have included three terms as member of the North St. Paul/Maplewood School Board, including five years as chairman; served on Minneapolis Downtown Council Board of Directors from 1993-2002; member of the Minneapolis Chamber of Commerce Communications Committee; Board of Directors for the Greater Convention and Visitors Association; member of the Executive Committee of the Minneapolis/St. Paul Final Four organizing committee, and former consultant to the Miami Dolphins, Ltd., of the NFL. In 2010, Bell was a recipient of the Herb Carneal Lifetime Achievement Award as presented by the Minnesota chapter of the Baseball Writers Association of America.

Jerry and his wife, Phyllis, who make their home in North St. Paul, MN, have two daughters.





## DAVE ST. PETER

### PRESIDENT

Dave St. Peter was named the fourth president in Minnesota Twins history on November 26, 2002. He oversees the team's day-to-day operations, strategic planning and interaction with Major League Baseball. St. Peter was central to the approval, design, construction and opening of Target Field, which was named 2011 Sports Facility of the Year by the Sports Business Journal/Sports Business Daily. He also recently oversaw the team's effort to secure the Major League Baseball All-Star Game which will be played at Target Field in July of 2014.

At age 45, St. Peter completed his 23rd year with the Twins. He joined the organization in 1990 and held a variety of positions including Vice President of Corporate Communications. He was named senior vice president of business affairs in February of 1999 and assembled a sales and marketing group which has increased annual attendance nine of the last ten years and in aggregate by more than 200% from 2000 to 2011. In 2010, the Twins established a new single-season franchise attendance record by attracting more than 3.2 million fans to Target Field and the club was recognized by ESPN The Magazine as having the best stadium experience in all of professional sports. St. Peter's leadership has been integral in the team's growing corporate partnership base, development of the "Magic Moments" customer service initiative, expanded Twins Radio Network, aggressive community outreach and enhanced alumni involvement, including creation of the Twins Hall of Fame.

St. Peter has been part of a leadership team helping the franchise win six American League Central Division championships in the past 11 seasons (2002-2004, 2006 & 2009-2010). During St. Peter's leadership tenure, the Twins have twice been named "Organization of the Year" by Baseball America (2002 and 2004). In 2006, the entire Twins organization was recognized as the Minneapolis Star Tribune's "Sports Person of the Year." The franchise received the Atlanta Sports Council's Horizon Award (2002) as the Professional Sports Organization of the Year while the Twins Community Fund was a 2000 recipient of the Greater Minneapolis Chamber of Commerce's Quality of Life Award and a 2006 recipient of a Project Evergreen Award. In 2010, the Twins were honored by the Star Tribune as one of the "Top 100" workplaces in the state of Minnesota. In 2011, the Twins were the recipient of the Minneapolis Park and Recreation Board's "Living the Dream" Award. St. Peter has also been named to the Street and Smith's Sports Business Journal and Minneapolis-St. Paul Business Journal's "Forty under 40" lists.

In the community, St. Peter serves on the board of the Minnesota Twins Community Fund, the Ronald McDonald House of the Twin Cities, and Meet Minneapolis.

St. Peter was born in Bismarck, North Dakota, and graduated from the University of North Dakota in 1989. Dave, son Jack and twin sons Eric and Ben make their home in Chanhassen, MN.







## TERRY RYAN

### EXECUTIVE VICE PRESIDENT, GENERAL MANAGER

Terry Ryan was named Executive Vice President/General Manager on November 7, 2011, after spending the previous four seasons as a Special Assistant to General Manager Bill Smith (2008-2011). He was originally named as the fourth General Manager in Minnesota Twins history on September 13, 1994, holding that position until stepping down following the 2007 season. Ryan is responsible for the team the Twins put on the field, negotiating contracts, and overseeing the coaching staff and entire baseball department, including team travel and baseball communications.

Ryan began his professional career with the Twins in 1972 after being drafted in the 35th round out of Parker High School in Janesville, Wisconsin. He pitched in the Twins minor league system for four seasons, posting a 14-3 record, including 10-0 in 1973, before an arm injury cut his career short. In 1975, he enrolled at the

University of Wisconsin-Madison and graduated with a degree in physical education in 1979.

Ryan returned to baseball in 1980 as Midwest Scouting Supervisor for the New York Mets, a position he held for six years before being named scouting director for the Twins in January 1986. He was recognized by Topps in 1998 with the Advancement Through the Game Award. Prior to his first tenure as General Manager, Ryan served as the vice president of player personnel, a position he assumed at the end of the 1991 season. In that role, Ryan was responsible for scouting and evaluating all talent at the major league level and assisting in personnel decisions. Ryan was also responsible for signing all major league players with less than three years of major league service.

In addition to his duties with the Twins, Ryan was appointed to the Commissioner's Special Committee for On-Field Matters in December of 2009, as well as being a member of the Major League Baseball Playing Rules Committee since 2005. He has also served on the Arizona Fall League (AFL) Steering Committee since 2005, a position he also held in 1997-98. In 2009, Ryan was the recipient of the AFL's 2009 Roland Hemond Award, which is presented annually to a baseball executive in recognition of at least 15 years of outstanding service to the AFL and professional baseball in a key leadership capacity.

Through the efforts of Ryan and his staff, the Twins won the American League Central Division title in four of his last seven years as the general manager (2002, '03, '04 and '06). He has twice been named Sporting News Executive of the Year (2002 and '06), and was also named Baseball America's Major League Executive of the Year in 2004. The Negro Leagues Baseball Museum honored Ryan with the Andrew "Rube" Foster Legacy Award as American League Executive of the Year in 2004 and again in 2006. In 2002, the Twins were named Organization of the Year by Baseball America (also in 2004), USA Today, and Sportsticker.

Terry and his wife Karilyn have two children, Tim and Kathleen, and reside in Eagan, MN.



## TWINS OWNERSHIP, PRESIDENTS & GENERAL MANAGERS

### OWNERSHIP

Carl R. Pohlad Family, 1984-present  
Calvin R. Griffith Family, 1961-1984

### PRESIDENTS


Dave St. Peter, 2002-present  
Jerry Bell, 1987-2002  
Howard Fox, 1984-87  
Calvin Griffith, 1961-84

### GENERAL MANAGERS

Terry Ryan, 1994-2007, 2011-present  
Bill Smith, 2007-2011  
Andy MacPhail, 1986-94  
Howard Fox, 1985-86  
Calvin Griffith, 1961-84

# COACHES AND STAFF

2012 MINNESOTA TWINS SEASON SUMMARY







# RON GARDENHIRE

MANAGER

35

Named Twins' manager, January 4, 2002

HEIGHT/WEIGHT: 6-0/240

BATS/THROWS: R/R

BORN: October 24, 1957 in Butzbach, West Germany

RESIDES: Little Canada, MN

CONTRACT STATUS: Signed two-year contract extension thru 2013, 11/18/10

**PERSONAL:** Ronald Clyde Gardenhire...nickname: 'Gardy'...wife, Carol (Kissling), who grew up in White Bear Lake, MN, and is graduate of Mariner High School...son Toby (9/8/82) and daughters Tiffany (3/18/85) and Tara (3/22/90)...1975 graduate of Okmulgee (OK) High School where he was All-State shortstop...All-Conference selection at Paris (TX) Junior College...majored in physical education at University of Texas...set school record of 10 RBI in game, March 5, 1978 vs. Arkansas...captain and All-Conference shortstop in senior year, leading Longhorns to Southwest Conference championship and fourth place in College World Series...2005 recipient of the Carl R. Pohlad Award recognizing outstanding community service throughout the Upper Midwest...dedicates his time in support of military veterans...is spokesman for the Minnesota Department of Public Safety's "Buckle Up, Drive at Safe Speeds and Don't Drink and Drive" PSA campaigns and the "Play Ball! Minnesota" Coaches Award program recognizing outstanding youth sports coaches in Minnesota.

**2012:** Won his 900th career game as manager July 2 at Detroit...62nd career ejection (ejected three times in 2012), August 23 at Texas, after Scott Diamond was ejected for throwing at Josh Hamilton.

**2011:** Won his 850th career game as a manager, July 23 vs. Detroit...ejected for the 59th time in his career (was ejected six times in 2011), August 22 vs. Baltimore.

**2010:** Ejected for the 53rd time in his career (seventh time in 2010), September 19 vs. Oakland...won his 800th career game as manager, September 21 vs. Cleveland in the team's 91st win, the same day the Twins clinched their sixth division title under Gardenhire...became first manager in history to guide his team to the postseason in six of his first nine seasons as a major league manager...was named the American League Manager of the Year by *The Sporting News* for the second time in his career (2008 along with Buck Showalter)...named the American League Manager of the Year by the BBWAA for the first time in his career, earning 16 first-place votes, eight second-place votes and four third-place votes (108 total points), edging out Texas' Ron Washington (81 points) and Tampa Bay's Joe Maddon (44 points)...was honored by the state of Minnesota with "Ron Gardenhire Day" on Monday, November 22.

**2009:** Won 700th career game as manager, September 22 at Chicago (AL)...ejected for 47th time in his managerial career (sixth time in 2009), September 26 at Kansas City...finished second in the Manager of the Year voting behind Mike Scioscia of the Los Angeles Angels of Anaheim.

**2008:** Was ejected for 41st time in his managerial career (fifth time in 2008, July 31 vs. Chicago (AL)...recorded 600th career win, August 11 vs. New York (AL)...signed two-year contract extension, November 13...finished second in the American League Manager of the Year voting behind Tampa Bay's Joe Maddon...named American League Manager of the Year by *Baseball America*.

**2007:** Suffered first losing season in his managerial history...recorded 500th career win, July 6 at Chicago (AL)...tied Sam Mele for second on the Twins' All-Time managerial win list with his 522nd win, August 26 at Baltimore...won his 523rd game as Manager, August 31 vs. Kansas City, moving into sole possession of second on the Twins' All-Time list...36th career ejection (eighth time in 2007), September 17 vs. Texas.

**2006:** Became first manager in club history to have five consecutive winning seasons and the third manager in major league history to reach the playoffs in four of first five seasons as a manager (Cito Gaston, 1989-1993 with Toronto and Larry Dierker, 1997-2001 with Houston)...recorded 400th career win, June 27 vs. Los Angeles (NL)...28th career ejection, (eighth time in 2006), September 5 vs. Tampa Bay.

**2005:** Signed two-year contract extension through 2007, January 5...recorded 300th career win as manager, May 20 vs. Milwaukee...20th career ejection (fifth time in 2005), July 18 vs. Baltimore...became first manager in club history to have four consecutive winning seasons...rated second-best Manager in American League by *Baseball America*.

**2004:** Recorded 200th career win as manager, May 5 at Seattle...15th career ejection (fourth of season), September 2 vs. Texas...became just the fourth manager in major league history to begin his managerial career with three straight first place finishes, joining Larry Dierker (Houston, 1997-99), Ralph Houk (New York Yankees, 1961-63) and Hughie Jennings (Detroit, 1907-09)...became the first American League manager to finish in first place in each of his first three years as manager of a team since Dick Williams with Oakland from 1971-73...first manager in Twins history to lead a team to three playoff appearances...became the third Twins manager to have three 90-plus win seasons (Mele in 1962, '63 and '65 and Kelly in 1988, '91 and '92) but the first to do it in three straight years...also became the seventh manager in major league history to record 90 victories in each of his first three seasons, last done by Davey Johnson of the New York Mets (1984-86)...named Co-Manager of the Year with Texas' Buck Showalter by *The Sporting News* and finished second in the American League Manager of the Year as voted by the BBWAA.

**2003:** Recorded 100th career win as manager, April 13 at Toronto...11th career ejection (seventh of season), September 8 at Chicago (AL)...became just the fourth manager in American League history to begin his managerial career with consecutive first place finishes, joining Ralph Houk (1961 and 1962 with New York), Mickey Cochrane (1934 and 1935 with Detroit) and Hughie Jennings (1907 and 1908 with Detroit)...he became the sixth manager in major league history to start a managerial career with consecutive first place finishes, with Bob Brenly (2001 and 2002 with Arizona) and Larry Dierker (1997 and 1998 with Houston) having done it in the National League...became the first American League manager to finish in first place in consecutive years in his first two years with a club since Alvin Dark led the A's to back-to-back West Division titles in 1974 and 1975 (Billy Martin and Whitely Herzog both led their respective teams to division titles in 1976 and 1977, but they had both managed in part of the 1975 season)...became the first manager in Twins history to lead a team to consecutive playoff appearances and became just the second Twins manager to lead a team to the postseason twice (Tom Kelly in 1987 and 1991)...finished second in the American League Manager of the Year voting...signed two-year contract extension through 2005, October 9.

**2002:** Named manager of the Twins, January 4...signed two-year contract with club option for 2004...became the 12th manager in Twins history...

first win as Twins' manager (in first game), April 1 at Kansas City...first career ejection as manager, April 11 at Cleveland...ejected four times on season, last coming July 14 vs. Texas...finished third in the American League Manager of the Year voting.

**1998:** Named Twins' third base coach, November 30.

**1996:** Returned to field as first base coach.

**1995:** Served as bench coach after rupturing Achilles tendon, March 2.

**1990:** Southern League co-Manager of the Year with Jacksonville's Jerry Manuel...named league's Best Managerial Prospect by *Baseball America*...signed as Twins' third base coach, November 14.

**1989:** Named league's Best Manager by *Baseball America*.

**1988:** Named manager of Single-A Kenosha.

**1986:** Traded to Twins for pitcher Don Isparro, November 12.

**1983:** Homered to win championship game of Triple-A World Series over Portland.

**1982:** Tied pitcher Charlie Puleo for John J. Murphy Award as Mets' top spring training rookie...first major league home run, off Ray Burris, June 29 at Montreal.

**1981:** Made major league debut, September 1...singled off Bruce Sutter for first major league hit, September 11 at St. Louis.

**1979:** Named to Carolina League All-Star team.

**PROFESSIONAL:** New York Mets' 6th round pick in June, 1979 free agent draft.

**GARDENHIRE'S PLAYING RECORD**

YEAR	TEAM	AVG	G	AB	R	H	2B	3B	HR	RBI	SH	SF	HB	BB	SO	SB	CS	E	OBP
1979	Lynchburg	.296	70	277	36	82	13	3	4	27	9	1	0	21	45	9	5	21	.344
1980	Jackson	.258	127	458	58	118	16	6	6	64	6	4	4	45	68	13	9	41	.327
1981	Tidewater	.254	125	414	52	105	17	8	2	40	6	4	2	28	61	28	12	33	.338
	NEW YORK-NL	.271	27	48	2	13	1	0	0	3	0	0	0	5	9	2	2	2	.340
1982	NEW YORK-NL	.240	141	384	29	92	17	1	3	33	12	5	0	23	55	5	6	29	.279
1983	Tidewater	.287	102	387	63	111	20	6	4	39	5	2	2	34	54	9	7	27	.346
	NEW YORK-NL	.063	17	32	1	2	0	0	0	1	0	0	0	1	4	0	0	0	.091
1984	NEW YORK-NL	.246	74	207	20	51	7	1	1	10	1	1	0	9	43	6	1	12	.276
1985	Tidewater	.211	22	71	3	15	2	0	1	10	0	0	0	6	13	0	2	5	.273
	NEW YORK-NL	.179	26	39	5	7	2	1	0	2	2	0	0	8	11	0	0	4	.319
1986	Tidewater	.276	96	323	41	89	10	4	4	33	5	1	0	44	48	11	5	19	.361
1987	Portland	.272	117	389	49	106	16	4	6	50	2	3	1	45	70	1	1	5	.347
<b>Major League Totals</b>		<b>.232</b>	<b>285</b>	<b>710</b>	<b>57</b>	<b>165</b>	<b>27</b>	<b>3</b>	<b>4</b>	<b>49</b>	<b>15</b>	<b>6</b>	<b>0</b>	<b>46</b>	<b>122</b>	<b>13</b>	<b>9</b>	<b>47</b>	<b>.277</b>

**RECORD AS MANAGER**

Year	Club	League	Position	Won	Lost	Pct.
1988	Kenosha	Midwest League	1st (N. Div., 1st half), 2nd (N. Div., 2nd half)	81	59	.579
1989	Orlando	Southern League	1st (E. Div., 1st half), 2nd (N. Div., 2nd half)	79	65	.549
1990	Orlando	Southern League	1st (E. Div., 1st half), 2nd (E. Div., 2nd half)	85	59	.590
2002	MINNESOTA	American League	1st (Central Division)	94	67	.584
2003	MINNESOTA	American League	1st (Central Division)	90	72	.556
2004	MINNESOTA	American League	1st (Central Division)	92	70	.568
2005	MINNESOTA	American League	3rd (Central Division)	83	79	.512
2006	MINNESOTA	American League	1st (Central Division)	96	66	.593
2007	MINNESOTA	American League	3rd (Central Division)	79	83	.488
2008	MINNESOTA	American League	2nd (Central Division)	88	75	.540
2009	MINNESOTA	American League	1st (Central Division)	87	77	.530
2010	MINNESOTA	American League	1st (Central Division)	94	68	.580
2011	MINNESOTA	American League	5th (Central Division)	63	99	.389
2012	MINNESOTA	American League	5th (Central Division)	66	96	.407
<b>Minor League Totals</b>				<b>245</b>	<b>183</b>	<b>.572</b>
<b>Major League Totals</b>				<b>932</b>	<b>851</b>	<b>.523</b>

**DIVISION SERIES RECORD**

Year	Club	Opponent	Won	Lost	Pct.
2002	MINNESOTA	Oakland	3	2	.600
2003	MINNESOTA	New York-AL	1	3	.250
2004	MINNESOTA	New York-AL	1	3	.250
2006	MINNESOTA	Oakland	0	3	.000
2009	MINNESOTA	New York-AL	0	3	.000
2010	MINNESOTA	New York-AL	0	3	.000
<b>Division Series Totals</b>			<b>5</b>	<b>17</b>	<b>.227</b>

**LEAGUE CHAMPIONSHIP SERIES RECORD**

Year	Club	Opponent	Won	Lost	Pct.
2002	MINNESOTA	Anaheim	1	4	.200



# RICK ANDERSON

**PITCHING COACH**

**40**

**NAMED:** January 7, 2002

**HEIGHT/WEIGHT:** 6-0/190

**BORN:** 11/29/56 in Everett, WA

**RESIDES:** Woodbury, MN

**BATS/THROWS:** R/R

**CONTRACT STATUS:** Signed two-year contract thru 2012, 11/22/10

**PERSONAL:** Richard Arlen Anderson...wife Rhonda (Mason), daughters Cortnie (9/11/82) and Ashley (10/27/91), and son Ricky (6/7/86)...1975 graduate of Mariner (WA) High School where he was selected to the All-State team in senior season...attended Everett Community College and the University of Washington.

**2011:** Worked his 10th season as pitching coach.

**2002:** Named Twins' pitching coach, January 7.

**1995:** Named pitching coach for Triple-A Salt Lake.

**1993-94:** Pitching coach for Double-A Nashville.

**1990-92:** Pitching coach for Single-A Kenosha.

**1989:** Joined Twins' organization as pitching coach for rookie level Sarasota.

**1988:** Began season at Omaha...promoted and pitched season-high 7.1 innings, June 22 at Chicago.

**1987:** Acquired by Kansas City along with catcher Ed Hearn and pitcher Mauro Gozzo from New York in exchange for pitcher David Cone and catcher Chris Jelic, March 27.

**1986:** Began season at Tidewater...recalled June 8...made major league debut, June 9 vs. Philadelphia...first major league win, August 6 at Chicago...only professional save, August 10 at Montreal.

**1985:** Named to International League All-Star team.

**1979:** Recorded 9-inning no-hitter, May 12 vs. Shreveport.

**PROFESSIONAL:** New York Mets' 24th round pick of the June, 1978 free agent draft...signed by scout Marvin Scott.

## ANDERSON'S PITCHING RECORD

YEAR	CLUB	W-L	ERA	G	GS	CG	SH	SV	IP	H	R	ER	HR	HB	BB	SO	WP	BK	BAA
1978	Little Falls	2- 3	2.25	14	2	1	0	3	40.0	48	25	10	1	0	20	40	4	0	.286
1979	Jackson	8-11	3.85	25	21	7	1	0	131.0	124	72	56	5	3	43	71	4	0	.240
1980	Tidewater	1- 3	3.83	14	0	0	0	1	40.0	36	18	17	4	0	15	25	0	0	.231
	Jackson	3- 2	3.23	25	1	0	0	4	64.0	57	24	23	7	1	17	48	1	1	.229
1981	Tidewater	3- 5	3.34	37	0	0	0	3	89.0	68	34	33	3	1	45	41	2	0	.203
1982	Tidewater	4- 2	3.26	31	0	0	0	2	80.0	84	35	29	6	0	23	49	2	0	.259
1983	Jackson	5- 1	3.59	13	12	1	0	1	77.2	77	40	31	7	4	29	48	2	0	.247
	Tidewater	2- 1	4.05	15	1	0	0	2	40.0	37	19	18	1	0	22	23	2	0	.236
1984	Tidewater	6- 9	3.38	26	17	3	1	3	130.1	118	59	49	9	1	48	93	3	1	.236
1985	Tidewater	6- 3	1.98	48	2	0	0	7	95.1	79	28	21	3	0	33	54	2	1	.242
1986	Tidewater	7- 2	2.68	22	8	1	1	0	84.0	76	26	25	8	0	16	56	1	0	.217
	NEW YORK-NL	2- 1	2.72	15	5	0	0	1	49.2	45	17	15	3	0	11	21	1	1	.245
1987	KANSAS CITY	0- 2	13.85	6	2	0	0	0	13.0	26	22	20	3	2	9	12	0	0	.394
	Omaha	6- 5	4.52	15	14	0	0	0	79.2	94	44	40	9	3	22	47	6	0	.281
1988	Omaha	7- 4	2.62	14	14	4	2	0	99.2	92	37	29	5	3	23	54	0	0	.235
	KANSAS CITY	2- 1	4.24	7	3	0	0	0	34.0	41	17	16	3	1	9	9	1	0	.308
<b>National League Totals</b>		<b>2- 1</b>	<b>2.72</b>	<b>15</b>	<b>5</b>	<b>0</b>	<b>0</b>	<b>1</b>	<b>49.2</b>	<b>45</b>	<b>17</b>	<b>15</b>	<b>3</b>	<b>0</b>	<b>11</b>	<b>21</b>	<b>1</b>	<b>1</b>	<b>.245</b>
<b>American League Totals</b>		<b>2- 3</b>	<b>6.89</b>	<b>13</b>	<b>5</b>	<b>0</b>	<b>0</b>	<b>0</b>	<b>47.0</b>	<b>67</b>	<b>39</b>	<b>36</b>	<b>6</b>	<b>3</b>	<b>18</b>	<b>21</b>	<b>1</b>	<b>0</b>	<b>.337</b>
<b>Major League Totals</b>		<b>4- 4</b>	<b>4.75</b>	<b>28</b>	<b>10</b>	<b>0</b>	<b>0</b>	<b>1</b>	<b>96.2</b>	<b>112</b>	<b>56</b>	<b>51</b>	<b>9</b>	<b>3</b>	<b>29</b>	<b>42</b>	<b>2</b>	<b>1</b>	<b>.292</b>



# STEVE LIDDLE

**THIRD BASE COACH**

**9**

**NAMED:** January 7, 2002

**HEIGHT/WEIGHT:** 6-4/220

**BORN:** 3/4/59 in Nashville, TN

**RESIDES:** Smyrna, TN

**CONTRACT STATUS:** Contract expired after 2012 season

**BATS/THROWS:** R/R

**PERSONAL:** Steven Michael Liddle...wife Anne (Huey), sons Benjamin (8/16/94) and Jake (12/28/98), and daughter Sarah (8/27/01)...1977 graduate of McGavock (TN) High School where he played baseball and basketball...played in state championships in baseball sophomore year and basketball in junior year...1981 graduate of David Lipscomb University with a degree in physical education...was member of 1979 NAIA Championship team and was named NAIA All-American in junior and senior seasons.

**2012:** Did not have contract renewed following the season.

**2011:** Moved from bench coach to third base coach in his 10th season as a Major League coach.

**2002:** Named Twins' bench coach, January 7.

**1999:** Named Twins' Minor League Field Coordinator.

**1998:** Lost to GCL Rangers in semi-finals of playoffs.

**1997:** Named Manager of rookie level Gulf Coast League Twins.

**1995-96:** Was hitting coach for Triple-A Salt Lake...produced two minor league batting titles (1995 & 1996) and two Pacific Coast League batting champions (Riccardo Ingram in '95 and Brian Raabe in '96).

**1993:** Named manager of Single-A Ft. Myers.

**1992:** Lost to Stockton 3-1 in in the California League Championship.

**1989:** Named manager of Single-A Kenosha.

**1987:** Acquired by Minnesota from California in exchange for third baseman Stan Holmes, March 23...was 45-150 (.300) in home games...threw out 45 of 115 (39%) runners attempting to steal...led Southern League catchers in assists (77) and doubleplays (12).

**1984:** Played on Pacific Coast League championship team.

**1983:** Led Eastern League catchers in games, putouts, assists and doubleplays.

**PROFESSIONAL:** Signed with California as a free agent, June 15, 1981...signed by scout Larry Himes.


## LIDDLE'S PLAYING RECORD

YEAR	TEAM	AVG	G	AB	R	H	2B	3B	HR	RBI	SH	SF	HB	BB	SO	SB	CS	E	OBP
1981	Idaho Falls	.455	3	11	6	5	1	1	0	5	0	0	0	3	2	0	1	0	.571
	Redwood	.302	47	126	22	38	8	2	3	28	3	2	1	14	21	2	0	8	.371
1982	Redwood	.234	55	158	14	37	7	0	3	19	4	3	2	17	21	1	3	10	.311
	Holyoke	.300	45	150	13	45	8	0	1	16	0	3	0	11	14	0	0	9	.341
1983	Nashua	.223	117	381	46	85	15	0	5	45	5	7	5	52	72	4	4	19	.319
1984	Edmonton	.262	92	301	40	79	10	4	6	51	5	6	1	44	53	0	0	12	.352
1985	Edmonton	.307	25	75	12	23	7	0	2	13	0	2	0	12	12	0	1	3	.393
1986	Edmonton	.294	63	201	29	59	13	1	4	27	1	3	0	25	34	1	1	10	.367
	Midland	.300	29	110	10	33	7	1	1	19	0	1	0	11	15	0	1	2	.361
1987	Orlando	.271	94	321	39	87	17	1	9	27	1	0	2	24	36	0	0	9	.326
	Portland	.000	3	10	0	0	0	0	0	0	0	0	0	0	1	0	0	0	.000
1988	Portland	.200	42	125	17	25	7	3	0	10	0	2	1	14	19	0	0	7	.282
<b>Minor League Totals</b>		<b>.262</b>	<b>615</b>	<b>1969</b>	<b>248</b>	<b>516</b>	<b>100</b>	<b>13</b>	<b>34</b>	<b>260</b>	<b>19</b>	<b>29</b>	<b>12</b>	<b>227</b>	<b>300</b>	<b>8</b>	<b>11</b>	<b>89</b>	<b>.338</b>

## RECORD AS MANAGER

Year	Club	League	Position	Won	Lost	Pct.
1989	Kenosha	Midwest	4th (1st half), 5th (2nd half)	63	66	.488
1990	Kenosha	Midwest	5th (1st half), 5th (2nd half)	61	77	.442
1991	Visalia	California	5th (1st half), 3rd (2nd half)	58	78	.426
1992	Visalia	California	3rd (1st half), 1st (2nd Half)	75	61	.551
1993	Ft. Myers	Florida State	6th (1st half), 6th (2nd half)	55	79	.410
1994	Ft. Myers	Florida State	6th (1st half), 4th (2nd half)	71	63	.530
1997	GCL Twins	Gulf Coast	8th (1st half), 4th (2nd half)	28	32	.467
1998	GCL Twins	Gulf Coast	1st (West Division)	34	26	.567
<b>Minor League Totals</b>				<b>445</b>	<b>482</b>	<b>.480</b>





# RICK STELMASZEK

**BULLPEN COACH**

**43**

**NAMED:** December 3, 1980

**HEIGHT/WEIGHT:** 6-0/195

**BORN:** 10/8/48 in Chicago, IL

**RESIDES:** Chicago, IL

**CONTRACT STATUS:** Contract expired after 2012 season

**BATS/THROWS:** L/R

**PERSONAL:** Richard Francis Stelmasek (pronounced Stel-MAY-sek)...nickname: 'Stelly'...wife Kathie (Markusic), son Michael (11/8/86)...attended DePaul University, studying liberal arts.

**2012:** Held longevity record for Twins' coaches, with 2012 being his 32nd season with the club...did not have contract renewed following the season.

**1992:** Bullpen coach for American League All-Star team, July 14 at San Diego.

**1988:** Bullpen coach for American League All-Star team, July 12 at Cincinnati.

**1980:** Midwest League Manager of the Year...named Twins' coach, December 3.

**1978:** Joined Twins' organization as manager of Wisconsin Rapids.

**1976:** Traded to New York Yankees for pitcher Gerry Pirtle, January 23.

**1974:** Traded to Chicago Cubs for pitcher Horacio Pina, July 27...lone big league home run, off Don Sutton, August 20 vs. Los Angeles.

**1973:** Singled off Nolan Ryan for first major league hit, May 19 at California...traded to California with first baseman Mike Epstein and pitcher Rich Hand for pitcher Lloyd Allen and first baseman Jim Spencer, May 20.

**1971:** Major league debut, June 25 at New York.

**1970:** Eastern League All-Star selection.

**1969:** Named to Western Carolina League All-Star team.

**PROFESSIONAL:** Washington's 11th round pick in June, 1967 free agent draft...signed by Jack Sheehan, same scout who signed his father.

## STELMASZEK'S PLAYING RECORD

YEAR	CLUB	AVG	G	AB	R	H	2B	3B	HR	RBI	SH	SF	HB	BB	SO	SB	CS	E	OBP
1968	Salisbury	.196	55	153	15	30	2	3	2	16	3	1	2	44	35	3	3	7	.380
	Geneva	.276	46	127	15	35	5	2	3	21	0	1	3	27	19	1	1	6	.475
1969	Shelby	.288	115	358	54	103	16	5	5	58	0	7	3	91	43	2	1	14	.429
1970	Pittsfield	.246	128	386	50	95	11	4	4	47	6	7	4	98	41	1	0	17	.398
1971	Denver	.247	73	194	27	48	1	1	1	25	0	3	1	49	43	0	2	3	.397
	Washington	.000	6	9	0	0	0	0	0	0	0	0	0	0	3	0	0	0	.000
1972	Hawaii	.000	5	10	0	0	0	0	0	0	0	0	0	2	6	0	0	0	.167
	Den.-Indianapolis	.228	94	246	22	56	6	2	1	34	1	1	0	72	62	0	2	12	.401
1973	Salt Lake City	.236	43	106	17	25	7	1	0	8	4	1	0	39	19	2	2	2	.438
	CALIFORNIA	.154	22	26	2	4	1	0	0	3	1	0	0	6	7	0	0	0	.313
	TEXAS	.111	7	9	0	1	0	0	0	0	0	0	0	1	2	0	0	0	.200
1974	Salt Lake City	.269	83	260	39	70	12	3	6	40	1	3	3	55	34	2	1	7	.414
	CHICAGO-NL	.227	25	44	2	10	2	0	1	7	1	1	0	10	6	0	0	1	.364
1975	Wichita	.265	106	336	40	89	14	3	6	47	0	4	1	61	52	1	1	11	.376
1976	Syracuse	.220	74	214	30	47	10	0	2	23	7	0	0	49	26	0	1	6	.365
1977	Tucson	.283	83	240	27	68	9	1	2	35	2	3	0	50	19	2	6	10	.403
1978	Wisconsin Rapids	.273	23	55	15	15	6	0	0	7	1	2	2	16	7	0	0	2	.440
<b>American League Totals</b>		<b>.114</b>	<b>35</b>	<b>44</b>	<b>2</b>	<b>5</b>	<b>1</b>	<b>0</b>	<b>0</b>	<b>3</b>	<b>1</b>	<b>0</b>	<b>0</b>	<b>7</b>	<b>12</b>	<b>0</b>	<b>0</b>	<b>0</b>	<b>.235</b>
<b>National League Totals</b>		<b>.227</b>	<b>25</b>	<b>44</b>	<b>2</b>	<b>10</b>	<b>2</b>	<b>0</b>	<b>1</b>	<b>7</b>	<b>1</b>	<b>1</b>	<b>0</b>	<b>10</b>	<b>6</b>	<b>0</b>	<b>0</b>	<b>1</b>	<b>.364</b>
<b>Major League Totals</b>		<b>.170</b>	<b>60</b>	<b>88</b>	<b>4</b>	<b>15</b>	<b>3</b>	<b>0</b>	<b>1</b>	<b>10</b>	<b>2</b>	<b>1</b>	<b>0</b>	<b>17</b>	<b>18</b>	<b>0</b>	<b>0</b>	<b>1</b>	<b>.302</b>

## RECORD AS MANAGER

Year	Club	League	Position	Won	Lost	Pct.
1978	Wis. Rapids	Midwest	4th (N. Div., 1st half), 3rd (N. Div., 2nd half)	62	76	.449
1979	Wis. Rapids	Midwest	4th (N. Div., 1st half), 3rd (N. Div., 2nd half)	60	72	.455
1980	Wis. Rapids	Midwest	4th (N. Div., 1st half), 1st (N. Div., 2nd half)	77	64	.546
<b>Minor League Totals</b>				<b>199</b>	<b>212</b>	<b>.484</b>



# SCOTT ULLGER

**BENCH COACH**

**45**

**NAMED:** November 30, 1998

**HEIGHT/WEIGHT:** 6-3/200

**BORN:** 6/10/55 in New York, NY

**RESIDES:** Visalia, CA

**CONTRACT STATUS:** Signed two-year contract thru 2012, 11/22/10

**BATS/THROWS:** R/R

**PERSONAL:** Scott Matthew Ullger (pronounced ULL-jer)...wife Selene (Mullins), daughter Jenna (4/24/85)...majored in criminal justice at St. John's (NY) University where he was a shortstop.

**2012:** Managed in the club in Ron Gardenhire's absence, May 4-6 at Seattle, while Gardy attended the college graduation of his daughter (SW MN State University).

**2011:** Moved from third base coach to bench coach.

**2006:** Moved from hitting coach to third base coach.

**2003:** Coached third base for remainder of season due to Al Newman's illness, September 10.

**2002:** Managed team in Ron Gardenhire's absence (3-2), June 26-30.

**1998:** Named Twins' hitting coach, November 30.

**1995:** Coached third base due to Ron Gardenhire's ruptured Achilles tendon.

**1994:** Led Salt Lake to wild card berth in playoffs, but lost (3-2) against Vancouver...seventh consecutive winning season and guided his team to playoffs for fifth straight season...named Twins' first base coach, October 7.

**1993:** Won both halves of division, but lost to Tucson (4-2) in Pacific Coast League championship...named league's outstanding manager and Best Managerial Prospect by *Baseball America*.

**1992:** Won second half division, but lost to Vancouver in divisional playoffs.

**1991:** Led Orlando to second half championship, then beat Greenville (3-0) in divisional playoffs and Birmingham (3-1) in Southern League championship in first year as manager there...was Orlando's first championship since 1981 when Tom Kelly was manager and Ullger was first baseman/outfielder...named manager at Portland, November 22.

**1990:** Won both halves of division, compiling 90-51 record, before losing to Bakersfield (3-2) in divisional playoffs...named California League Manager of the Year...named league's Best Managerial Prospect by *Baseball America*.

**1988:** Began managerial career at Visalia.

**1984:** Had highest fielding percentage among league first basemen, but was nine games shy of qualifying.

**1983:** Major league debut, April 17 vs. California...was hitless in first 19 at-bats before singling off Steve Renko for first Major League hit and rbi, June 8 at Kansas City.

**1982:** Led International League in on-base percentage (.423).

**1981:** Southern League All-Star...tied for league-lead in sacrifice flies (9).

**1980:** Switched to outfield after playing third base his first three seasons...led league outfielders in fielding percentage (.987).

**1978:** Led league in doubles and was eighth in batting.

**PROFESSIONAL:** Minnesota's 18th round pick in June, 1977 free agent draft...signed by scout Herb Stein.

## ULLGER'S PLAYING RECORD

YEAR	TEAM	AVG	G	AB	R	H	2B	3B	HR	RBI	SH	SF	HB	BB	SO	SB	CS	E	OBP
1977	Wisconsin Rapids	.293	81	276	52	81	17	4	5	35	4	2	3	56	66	7	12	17	.415
1978	Visalia	.320	134	465	105	149	36	2	20	108	5	7	8	96	78	13	4	33	.439
1979	Orlando	.269	126	412	66	111	21	4	8	50	6	8	6	69	73	7	4	29	.405
1980	Orlando	.263	136	460	55	121	25	0	8	51	4	0	3	73	89	2	4	4	.368
1981	Orlando	.269	138	483	86	130	23	2	20	87	8	9	6	77	72	2	6	6	.370
1982	Toledo	.290	115	352	77	102	16	4	14	60	5	0	3	78	74	4	2	4	.423
1983	MINNESOTA	.190	35	79	8	15	4	0	0	5	0	0	1	5	21	0	2	2	.247
1984	Toledo	.258	113	357	50	92	16	1	11	58	4	5	3	58	84	1	2	6	.362
1985	Toledo	.292	112	384	58	112	13	6	15	58	3	4	2	59	55	2	1	9	.385
1986	Toledo	.262	121	413	50	108	10	2	15	57	0	4	2	51	63	0	0	8	.359
1987	Rochester	.277	96	307	52	85	19	0	12	38	2	0	2	39	84	1	3	5	.362
<b>Major League Totals</b>		<b>.190</b>	<b>35</b>	<b>79</b>	<b>8</b>	<b>15</b>	<b>4</b>	<b>0</b>	<b>0</b>	<b>5</b>	<b>0</b>	<b>0</b>	<b>1</b>	<b>5</b>	<b>21</b>	<b>0</b>	<b>2</b>	<b>2</b>	<b>.247</b>

## ULLGER'S RECORD AS MANAGER

Year	Club	League	Position	W	L	Pct.
1988	Visalia	California	3rd (1st half), 2nd (2nd half)	80	62	.563
1989	Visalia	California	4th (1st half), 2nd (2nd half)	76	66	.535
1990	Visalia	California	1st (1st half), 1st (2nd half)	90	51	.638
1991	Orlando	Southern	1st (1st half), 1st (2nd half)	77	67	.535
1992	Portland	Pacific Coast	2nd (1st half), 1st (2nd half)	83	61	.576
1993	Portland	Pacific Coast	1st (1st half), 1st (2nd half)	87	56	.608
1994	Salt Lake	Pacific Coast	2nd (1st half), 2nd (2nd half)	74	70	.514
<b>Minor League Totals</b>				<b>567</b>	<b>433</b>	<b>.567</b>



# JOE VAVRA

**HITTING COACH**

**46**

**NAMED:** October 27, 2005

**HEIGHT/WEIGHT:** 5-11/190

**BORN:** 11/16/59 in Chippewa Falls, WI

**RESIDES:** Menomonie, WI

**CONTRACT STATUS:** Signed two-year contract thru 2012, 11/22/10

**BATS/THROWS:** L/R

**PERSONAL:** Joseph Alan Vavra (pronounced VOV-ruh)...wife Lesa (Heise), sons Tanner (7/6/89), Treysen (9/17/91) and Terrin (5/12/97)...1978 graduate of Chippewa Falls Senior (WI) High School...named captain and MVP in baseball during senior season...1985 graduate of University of Wisconsin-Stout with a degree in industrial technology with a concentration in plant engineering.

**2005:** Named Twins' hitting coach, October 27.

**2002-2005:** Served as Twins' Minor League Field Coordinator.

**2001:** Served as Head Coach at University of Wisconsin-Stout before becoming interim Director of Player Development for the Los Angeles Dodgers.

**2000:** Minor League Baserunning and Bunting instructor for the Los Angeles Dodgers.

**1999:** Served as major league roving coach for first half of the season before serving as minor league Field Coordinator in the second half.

**1998:** Began season as Special Assignment major league Coach for the Los Angeles Dodgers...became minor league Field Coordinator at mid-point of season.

**1994-97:** Managed Single-A Yakima and named Northwest League Manager of the Year in 1994 and 1996...led Yakima to Northern Division title in 1994 and Northwest League Championship in 1996.

**1993:** Managed Single-A Vero Beach Dodgers.

**1991-92:** Managed Single-A Yakima in the Northwest League.

**1989-90:** Managed Rookie level Great Falls Dodgers to consecutive league championships.

**1987:** Named coach at Single-A Sarasota.

**PROFESSIONAL:** Los Angeles Dodgers 8th round pick in June, 1982 free agent draft...signed by scout Dale McReynolds.

## VAVRA'S PLAYING RECORD

YEAR	TEAM	AVG	G	AB	R	H	2B	3B	HR	RBI	SH	SF	HB	BB	SO	SB	CS	E	OBP
1982	Lodi	.242	49	149	19	36	5	0	1	10	2	1	0	16	17	2	3	19	.313
1983	Lodi	.312	110	420	58	131	19	2	0	37	0	5	1	37	26	6	4	16	.365
1984	San Antonio	.307	96	300	36	92	15	1	1	40	0	3	0	32	17	4	3	4	.370
	Albuquerque	.227	11	44	5	10	0	0	0	3	1	0	0	3	3	0	1	4	.277
1985	Albuquerque	.272	61	202	31	55	9	1	1	15	1	0	3	21	13	2	0	13	.350
1986	Albuquerque	.250	38	72	11	18	3	1	0	5	1	0	0	7	8	0	2	4	.316
<b>Minor League Totals</b>		<b>.288</b>	<b>365</b>	<b>1187</b>	<b>160</b>	<b>342</b>	<b>51</b>	<b>5</b>	<b>3</b>	<b>110</b>	<b>5</b>	<b>9</b>	<b>4</b>	<b>116</b>	<b>84</b>	<b>14</b>	<b>13</b>	<b>60</b>	<b>.351</b>

## RECORD AS MANAGER

Year	Club	League	Position	Won	Lost	Pct.
1989	Great Falls	Pioneer	1st (Northern Division)	53	14	.791
1990	Great Falls	Pioneer	1st (Northern Division)	48	20	.706
1991	Yakima	Northwest	1st (Northern Division)	44	32	.579
1992	Yakima	Northwest	2nd (Northern Division)	36	40	.474
1993	Vero Beach	Florida State	6th (E. Div., 1st half), 2nd (E. Div., 2nd half)	56	77	.471
1994	Yakima	Northwest	1st (Northern Division)	49	27	.645
1995	Yakima	Northwest	4th (Northern Division)	28	48	.368
1996	Yakima	Northwest	1st (Northern Division)	40	36	.526
1997	Yakima	Northwest	4th (Northern Division)	23	53	.303
<b>Minor League Totals</b>				<b>377</b>	<b>347</b>	<b>.521</b>



# JERRY WHITE

FIRST BASE COACH

13

**NAMED:** November 30, 1998

**HEIGHT/WEIGHT:** 5-10/185

**BORN:** 8/23/52 in Shirley, MA

**RESIDES:** San Leandro, CA

**CONTRACT STATUS:** Contract expired after 2012 season

**BATS/THROWS:** S/R

**PERSONAL:** Jerome Cardell White...sons Jerome, Jr. (10/7/73) and Justin (4/30/85), and daughter Noell (12/28/81)...1970 graduate of George Washington (CA) High School where he played baseball and football and ran track and cross country...was All-City in baseball and track in senior season...attended San Francisco City College.

**2012:** Did not have contract renewed following the season.

**2008:** Worked his 10th season as Twins first base coach.

**1998:** Named Twins first base coach, November 30.

**1996:** Named coach for Single-A Fort Myers...named Detroit's first base coach and baserunning instructor, November 14.

**1995:** Filled in for injured Ron Gardenhire as Twins' first base coach.

**1994:** Named coach for Single-A Fort Myers.

**1989:** Named Twins' outfield/baserunning coach.

**1987:** Named Twins' roving minor league outfield/baserunning coach.

**1981:** Started every game of NLCS going 5-for-16 (.313) including three-run homer off Dodgers' Jerry Reuss in game three.

**1980:** First career pinch-homer off Al Hrabosky, May 19 at Atlanta...had .430 slugging percentage.

**1978:** Traded to Chicago Cubs in exchange for pitcher Woody Fryman, June 23...traded to Montreal along with infielder Rodney Scott in exchange for outfielder Sam Mejias, December 14.

**1977:** Was third in league in doubles, fourth in hits and runs, fifth in triples, sixth in batting and seventh in stolen bases.

**1975:** First major league home run off Hank Webb, September 8 vs. New York...batted .319 in September and was named Expos Player of the Month.

**1974:** Made major league debut, September 16 vs. New York.

**PROFESSIONAL:** Montreal Expos 14th round pick in 1970 free agent draft...signed by scout Al Ronning.

## WHITE'S PLAYING RECORD

YEAR	TEAM	AVG	G	AB	R	H	2B	3B	HR	RBI	SH	SF	HB	BB	SO	SB	CS	E	OBP
1970	Bradenton	.289	55	201	32	58	10	2	1	16	1	0	4	18	34	8	4	5	.359
1971	West Palm Beach	.261	130	505	71	132	17	4	2	32	3	3	5	40	56	17	9	13	.320
1972	Quebec	.232	26	56	4	13	1	0	0	2	0	0	2	4	8	3	1	0	.306
	West Palm Beach	.292	27	96	13	28	1	1	1	13	1	1	2	13	9	8	5	2	.384
1973	Peninsula	.275	112	360	50	99	10	6	1	30	12	1	3	50	54	22	7	5	.367
1974	Quebec	.246	21	69	13	17	2	2	0	5	1	0	0	10	15	6	2	1	.342
	Memphis	.257	77	175	28	45	6	2	3	17	3	1	3	11	24	13	5	1	.311
	MONTREAL	.400	9	10	0	4	1	1	0	2	0	0	0	0	0	3	0	0	.400
1975	Memphis	.297	98	354	44	105	16	5	10	45	11	2	5	18	31	13	8	6	.338
	MONTREAL	.299	39	97	14	29	4	1	2	7	0	0	0	5	10	7	2	2	.364
1976	MONTREAL	.245	114	278	32	68	11	1	2	21	2	0	2	27	31	15	7	3	.316
1977	Denver	.313	123	463	92	145	32	9	14	57	4	2	4	47	47	25	12	6	.380
	MONTREAL	.190	16	21	4	4	0	0	0	1	0	0	0	1	3	1	0	0	.227
1978	Denver	.290	27	100	22	29	4	0	5	19	0	0	2	16	13	7	0	1	.398
	MONTREAL	.200	18	10	2	2	0	0	0	0	0	0	0	1	3	1	0	0	.273
	CHICAGO-NL	.272	59	136	22	37	6	0	1	10	1	2	0	23	16	4	3	2	.373
1979	MONTREAL	.297	88	138	30	41	7	1	3	18	0	1	1	21	23	8	4	1	.391
1980	MONTREAL	.262	110	214	22	56	9	3	7	23	1	3	1	30	37	8	7	6	.351
1981	MONTREAL	.218	59	119	11	26	5	1	3	11	2	1	0	13	17	5	2	3	.293
1982	MONTREAL	.243	69	115	13	28	6	1	2	13	0	0	2	8	26	3	3	0	.304
1983	MONTREAL	.147	40	34	4	5	1	0	0	0	0	0	1	12	8	4	0	0	.383
	Wichita	.248	32	101	18	25	7	2	1	8	0	0	1	19	11	4	0	0	.372
1984	Seibu	.243	130	469	70	114	15	2	27	68	3	6	5	44	75	12	7	8	.311
1985	Yokohama	.263	88	308	37	81	18	3	10	45	0	0	0	45	65	11	12	4	.357
1986	ST. LOUIS	.125	25	24	1	3	0	0	1	3	1	2	0	2	3	0	0	0	.179
	San Jose	.262	40	149	21	39	6	6	1	22	2	0	0	13	15	8	5	4	.321
Major League Totals		.254	646	1194	155	303	50	9	21	109	7	9	7	148	174	57	28	17	.337



# **TWINS STAFF**



## **RICK MCWANE**

### **HEAD ATHLETIC TRAINER**

Rick McWane completed his 24th and final season in the Twins' organization and his eighth as head athletic trainer. McWane attended Liberty University, from which he received his B.S. in Education and Sports Medicine.

A native of Lynchburg, VA, he began his career in 1987 with the N.Y.-Penn. Rookie League Little Falls Mets. He started with the Twins in 1989 and served as trainer for their Single-A Visalia team. Rick was the trainer for the Twins Double-A affiliate from 1990-95 and was named Southern League Trainer of the Year in 1992.

He served as the Twins Triple-A trainer from 1996-2001 and was the American League trainer for the Triple-A All-Star Game in 1996 and named Pacific Coast League Trainer of the Year in 2001. A member of the National Athletic Trainers Association, McWane was the Twins assistant trainer from 2002-04.

Rick resides in Woodbury, MN, with his wife Annette and son Derrick.



## **DAVE PRUEMER**

### **ASSISTANT ATHLETIC TRAINER**

Dave Pruemer completed his 18th season in the Twins' organization and his eighth as assistant athletic trainer. Pruemer attended the University of Southern Illinois where he received his B.S. in Athletic Training.

A native of Teutopolis, IL, he began his career in 1995 with the Twins' organization and served as trainer for their Rookie-Level club in Elizabethton, TN. After one year at Elizabethton, Pruemer was promoted to Single-A Ft. Myers,

where he spent the 1996 and 1997 seasons.

He was the trainer for Double-A New Britain from 1998-2001 and was named the Eastern League Trainer of the Year in 2000. Selected by Major League Baseball to work the Arizona Fall League in 2001 and 2003, Pruemer also served as the Twins Triple-A trainer from 2002-04. He was named International League Trainer of the Year in 2004.

Dave and his wife Tina, along with daughter Hannah and sons Dillon and Tyler, live in Woodbury, MN.



## **TONY LEO**

### **ASSISTANT ATHLETIC TRAINER**

Tony Leo completed his 15th season with the Twins' organization and his second as assistant athletic trainer. Leo attended Bowling Green State University where he received his B.S. in Sports Management with an Athletic Training emphasis.

A native of Salem, OH, he began his career in 1997 with the GCL Twins. Leo was hired full time in 1998 and served as the trainer for the Elizabethton Twins. He was promoted to Single-A Quad Cities, where he spent the 2000 and 2001 seasons.

Leo was the trainer for Double-A New Britain from 2002-2004 and was named the 2003 Eastern League All-Star trainer. In 2005, Leo was promoted to Triple-A Rochester and was selected by MLB to work the Arizona Fall League. He served as the Triple-A trainer from 2005-2010 and he was selected as the Triple-A All-Star Game trainer in 2009.

Tony and his wife, Jennifer, live in Schaumburg, IL.



## **PERRY CASTELLANO**

### **STRENGTH AND CONDITIONING COACH**

Perry Castellano completed his sixth season as Strength and Conditioning Coach for the Twins. His responsibilities include day-to-day instruction for the Major League club as well as designing and implementing various programs throughout the entire organization.

Castellano received a B.S. in Kinesiology from Pepperdine University in Malibu, CA, and a Master's degree in Management from National University in San Diego. He spent his first five seasons with the Twins as the Minor League Strength and Conditioning Coordinator after serving as Minor League Strength and Nutrition Coach for the Texas Rangers from 2000-2001. Castellano was a visiting clinical instructor in athletic training at the University of Tulsa from 1999-2001.

Perry, wife Lori, and sons Cory and Brady, reside in Cape Coral, FL.

# **TWINS STAFF**



## **ROD MCCORMICK**

### **EQUIPMENT MANAGER**

Rod McCormick completed his 19th season with the Twins, his sixth as the club's equipment manager. McCormick joined the Twins as a ball boy in 1994 and became the home clubhouse assistant in 1998. He was named Home Clubhouse Manager in April of 2007.

A graduate of Minnetonka High School, McCormick attended the University of Minnesota from 1993-96. He oversees all the upkeep of team and personal player equipment and the movement of equipment on all road trips.

Rod, wife Kristen, and twin sons Charlie and Parker, reside in Excelsior, MN.



## **JASON LIZAKOWSKI**

### **VISITING CLUBHOUSE MANAGER**

Jason Lizakowski completed his 15th season with the Twins, first as Visiting Clubhouse Manager. Lizakowski joined the Twins as a ball boy in 1998 and became the visiting clubhouse assistant in 2000. He was named Visiting Clubhouse Manager in January of 2012.

A graduate of Rosemount High School in 1991, Lizakowski, along with his father started a small construction business serving the metro area before joining the Twins in 1998. He oversees all the upkeep of visiting team needs and the movement of equipment in and out of Target Field.

Jason, wife Katie, and daughter Ava, reside in Ramsey, MN.



## **NATE DAMMANN**

### **BULLPEN CATCHER**

Nate Dammann completed his sixth season as bullpen catcher for the Twins. His responsibilities include preparing the field for batting practice as well as catching pitchers in the bullpen prior to, and during, the game. In addition, he assists Twins Minor League coaches during Instructional League, and has traveled to the Twins Academy in the Dominican Republic to coach minor league players each of the past four off-seasons.

Dammann is a 2004 graduate of Hamline University in St. Paul, MN, with a degree in Secondary Education. He played four years of baseball for the Pipers and also played quarterback on their football team. Prior to joining the Twins, Dammann was a substitute teacher in the Edina Public School District.

Nate, wife Kate, and daughter Ada, reside in St. Paul, MN.

## **TWINS' MANAGERS**

MANAGERS	SEASONS	FINISHES	WON	LOST	PCT.
Cookie Lavagetto*	1961	9th	25	41	.379
Sam Mele	1961-67	7th-2nd-3rd-6th-1st-2nd-6th	522	431	.548
Cal Ermer*	1967-68	2nd-7th	145	129	.529
Billy Martin*	1969	1st	97	65	.599
Bill Rigney*	1970-72	1st-5th-3rd	208	184	.531
Frank Quilici	1972-75	3rd-3rd-3rd-4th	280	287	.494
Gene Mauch*	1976-80	3rd-4th-4th-4th-4th	378	394	.490
Johnny Goryl	1980-81	3rd-6th	34	38	.472
Billy Gardner	1981-85	(7th-4th)-7th-5th-2nd-6th	268	353	.432
Ray Miller	1985-86	4th-7th	109	130	.456
Tom Kelly	1986-01	6th-1st-2nd-5th-7th-1st-2nd-5th-4th-5th-4th-4th-5th-5th-2nd	1140	1244	.478
Ron Gardenhire	2002-12	1st-1st-1st-3rd-1st-3rd-2nd-1st-1st-5th-5th	932	851	.523

\* - Deceased

## TWINS' 40-MAN ROSTER AS OF OCTOBER 12, 2012

NO.	MANAGER/COACHES (4):	B-T	HT.	WT.	BORN	BIRTHPLACE	RESIDENCE	
35	Gardenhire, Ron	R-R	6-0	240	10/24/57	Butzbach, W. Germany	Little Canada, MN	
40	Anderson, Rick	R-R	6-0	190	11/29/56	Everett, WA	Woodbury, MN	
45	Ullger, Scott	R-R	6-3	200	6/10/55	New York, NY	Visalia, CA	
46	Vavra, Joe	L-R	5-11	190	11/16/59	Chippewa Falls, WI	Menomonie, WI	
	TBA							
	TBA							
	TBA							
NO.	PITCHERS (21):	B-T	HT.	WT.	BORN	BIRTHPLACE	RESIDENCE	M.L.S.
31	Burnett, Alex	R-R	6-0	221	7/26/87	Anaheim, CA	Westminster, CA	2.135
61	Burton, Jared	R-R	6-2	225	6/2/81	Westminster, SC	Westminster, SC	5.014
55	Capps, Matt	R-R	6-2	260	9/3/83	Douglasville, GA	Douglasville, GA	7.017
38	De Vries, Cole	R-R	6-1	180	2/12/85	St. Louis Park, MN	Eden Prairie, MN	0.111
21	Deduno, Samuel	R-R	6-3	190	7/2/83	La Romana, DR	San Pedro de Macoris, DR	0.139
58	Diamond, Scott	L-L	6-3	220	7/30/86	Guelph, Ontario	Guelph, Ontario	1.039
52	Duensing, Brian	L-L	6-0	205	2/22/83	Marysville, KS	Omaha, NE	3.104
50	Fien, Casey	R-R	6-2	205	10/21/83	Santa Rosa, CA	Buena Park, CA	0.143
76	Guerra, Deolis	R-R	6-5	240	4/17/89	San Feliz Bolivar, VZ	Puerto Ordaz, VZ	0.000
72	Gutierrez, Carlos	R-R	6-3	232	9/22/86	Miami, FL	Miami, FL	0.000
	Hernandez, Pedro	L-L	5-10	200	4/12/89	Barquisimeto, VZ	Barquisimeto, VZ	0.001
62	Hendriks, Liam	R-R	6-1	205	2/10/89	Perth, Australia	Perth, Australia	1.118
49	Manship, Jeff	R-R	6-2	212	1/16/85	San Antonio, TX	Boerne, TX	1.022
17	Oliveros, Lester	R-R	6-0	226	5/28/88	Maracay, VZ	Maracay, VZ	0.064
67	Perdomo, Luis	R-R	6-0	170	4/27/84	San Cristobal, DR	San Cristobal, DR	1.072
15	Perkins, Glen	L-L	6-0	204	3/2/83	St. Paul, MN	Lakeville, MN	5.010
64	Robertson, Tyler	L-L	6-5	257	12/23/87	Simi Valley, CA	Citrus Heights, CA	0.101
51	Swarzak, Anthony	R-R	6-4	209	9/10/85	Ft. Lauderdale, FL	Ft. Lauderdale, FL	2.038
59	Vasquez, Esmerling	R-R	6-1	200	11/7/83	Tenares, DR	Tenares, DR	2.099
57	Waldrop, Kyle	R-R	6-5	220	10/27/85	Knoxville, TN	Knoxville, TN	0.138
39	Walters, P.J.	R-R	6-4	215	3/12/85	Dothan, AL	Pensacola, FL	1.070
NO.	CATCHERS (4):	B-T	HT.	WT.	BORN	BIRTHPLACE	RESIDENCE	M.L.S.
41	Butera, Drew	R-R	6-1	201	8/9/83	Evansville, IN	Lake Mary, FL	2.156
18	Doumit, Ryan	S-R	6-1	220	4/3/81	Moses Lake, WA	Spokane, WA	7.120
23	Herrmann, Chris	L-R	6-0	198	11/24/87	Tomball, TX	Tomball, TX	0.020
7	Mauer, Joe	L-R	6-5	231	4/19/83	St. Paul, MN	Ft. Myers, FL	9.000
NO.	INFIELTERS (8):	B-T	HT.	WT.	BORN	BIRTHPLACE	RESIDENCE	M.L.S.
8	Carroll, Jamey	R-R	5-11	175	2/18/74	Evansville, IN	Rockledge, FL	10.020
12	Casilla, Alexi	S-R	5-9	179	7/20/84	San Cristobal, DR	San Cristobal, DR	5.038
20	Dozier, Brian	R-R	5-11	190	5/15/87	Tupelo, MS	Fulton, MS	0.100
5	Escobar, Eduardo	S-R	5-10	165	1/5/89	Cilla de Cura, VZ	Palo Negro, VZ	1.001
25	Florimon, Pedro	S-R	6-2	180	12/10/86	La Romana, DR	La Romana, DR	0.073
33	Morneau, Justin	L-R	6-4	222	5/15/81	New Westminster, BC	St. Paul, MN	8.168
27	Parmelee, Chris	L-L	6-1	228	2/24/88	Long Beach, CA	Chino Hills, CA	0.132
24	Plouffe, Trevor	R-R	6-2	203	6/15/86	West Hills, CA	Porter Ranch, CA	1.162
NO.	OUTFIELDERS (7):	B-T	HT.	WT.	BORN	BIRTHPLACE	RESIDENCE	M.L.S.
80	Arcia, Oswaldo	L-R	6-0	210	5/9/91	Anaco, VZ	Cantaura-Anzoategui, VZ	0.000
63	Benson, Joe	R-R	6-1	216	3/5/88	Hinsdale, IL	Minooka, IL	0.023
22	Carson, Matt	R-R	6-2	200	7/1/81	Newport Beach, CA	Temecula, CA	0.158
19	Mastroianni, Darin	R-R	5-11	190	8/26/85	Mount Kisco, NY	Huntersville, NC	0.149
11	Revere, Ben	L-R	5-9	172	5/3/88	Atlanta, GA	Lexington, KY	1.149
2	Span, Denard	L-L	6-0	212	2/27/84	Washington, DC	Tampa, FL	4.111
16	Willingham, Josh	R-R	6-2	228	2/17/79	Florence, AL	Florence, AL	7.123
NO.	60-DAY DISABLED LIST	B-T	HT.	WT.	BORN	BIRTHPLACE	RESIDENCE	M.L.S.
30	Baker, Scott	R-R	6-4	215	9/19/81	Shreveport, LA	Cape Coral, FL	6.128
48	Pavano, Carl	R-R	6-5	264	1/8/76	New Britain, CT	Palm Beach Gardens, FL	14.161



# PLAYERS

2012 MINNESOTA TWINS SEASON SUMMARY







# SCOTT BAKER

RIGHT-HANDED PITCHER

30

HEIGHT/WEIGHT: 6-4/215

BORN: 9/19/81 in Shreveport, LA

RESIDES: Cape Coral, FL

ACQUIRED: 2nd round, 2003 First-Year Player Draft

M.L. SERVICE: 6 years, 128 days

CONTRACT STATUS: Signed thru 2012

BATS/THROWS: R/R

AGE: 31

**PERSONAL:** Timothy Scott Baker...wife Leann (Branan)...sons Elijah (7/28/05) and Easton (8/24/07), and daughter Annalee Grace (5/25/12)...2000 graduate of Captain Shreve (LA) High School...selected to All-State team in 2000...attended Oklahoma State University where he was named Louisville Slugger Freshman All-American in 2001, and second team All-Big 12 in 2003...named to Cape Cod League All-Star team in 2002...honored by the Independence Bowl in 2007, earning the Carl Mikovich Sportsperson of the Year Award.

## 2012:

- Began season on 15-day disabled list with a right elbow strain.
- Had Tommy John surgery performed by Dr. David Altchek on right elbow April 17.
- Transferred to 60-day disabled list April 14.

**2011:** Began season as Twins number four starter in rotation, making first start April 4 at New York-AL, allowing four runs on five hits in 6.0 innings, and suffering the loss...earned 57th career victory May 6 at Boston, allowing two runs on seven hits in 8.0 innings, tying him with Eric Milton for 12th on the Twins all-time wins list...set career-high with five walks May 11 vs. Detroit...recorded 700th career strikeout, fanning Kelly Johnson in the third inning, May 21 at Arizona...recorded second career hit and first extra-base hit, doubling off Micah Owings, May 21 at Arizona...made 150th career start, allowing four runs (3 earned) on nine hits in 7.0 innings while earning the win June 6 at Cleveland...struck out 716th career batter June 6 at Cleveland, surpassing Eric Milton (715) on the Twins all-time strikeouts list, moving him into sole possession of 11th place...in that same start, passed Milton (57) and moved into sole possession of 12th place on the Twins all-time win list with 58...tossed fourth career complete game, allowing one run on five hits with no walks and seven strikeouts, earning the win June 11 vs. Texas...also in that start, surpassed 900.0 career innings pitched, and struck out 725th career batter, passing Kevin Tapani (724) to move into sole possession of 10th place on the Twins all-time strikeouts list...had season-high 10 strikeouts June 18 vs. San Diego, the third time in his career he had double-digit strikeouts in a start...his 8.64 strikeouts-per-9.0 innings ratio ranked second in the American League through games of July 18, behind Jon Lester (8.78)...finished a single-season career-high with an 8.2 strikeouts-per-9.0 innings pitched ratio...won 61st career game, tying Scott Erickson for 11th on the Twins all-time wins list June 29 vs. Los Angeles-NL...passed Erickson (61) and moved into sole possession of 11th July 5 vs. Tampa Bay...his 3.01 ERA pre-All-Star break was lowest for a Twins pitcher since Johan Santana posted a 2.75 ERA in the first half of 2007...placed on 15-day disabled list with a right flexor strain July 17 (retroactive to July 7); reinstated July 23...his 2.86 ERA through games of July 28 ranked as the eighth lowest in the American League...passed four players on the Twins all-time starts list during the season -- Joe Mays (146) with his 147th on May 21; Dave Boswell (150) with his 151st on June 11; Kyle Lohse (152) with his 153rd on June 24; and Scott Erickson (153) with his 154th on June 29...made final start of the season August 8 vs. Boston...placed on 15-day disabled list with right flexor strain August 9; reinstated September 20...made two relief appearances upon his return, just the third and fourth relief appearances of his career.

**2010:** Was Twins Opening Day starter for first time in career after missing that opportunity in 2009 when he began the season on disabled list...suffered the loss, allowing four runs on five hits in 4.2 innings in his Opening Day start April 5 at Los Angeles-AL...recorded first win of season in his second start, allowing one run on five hits in 7.0 innings April 10 at Chicago-AL...set career-high with 12 strikeouts June 16 vs. Colorado, the 65th time in club history in which a Twins pitcher struck out 12-or-more in an outing...the 12 strikeouts also marked a team-high in 2010, and were the most by a Twins pitcher since Kevin Slowey struck out 12 August 29, 2008 vs. Oakland...did not walk a batter in four consecutive outings (23.1 IP) June 22-July 8, including 25 strikeouts in that span...recorded 50th career win July 2 vs. Tampa Bay, becoming 16th pitcher in club history to record over 50 wins in a Twins uniform...tied and passed Eddie Guardado to move into sole possession of 12th place on the Twins all-time strikeouts list with his 610th and 611th strikeouts August 4 at Tampa Bay...earned 10th win of season August 10 vs. Chicago-AL, his third consecutive season with double-digit victories...earned 11th win and fourth straight decision August 22 vs. Los Angeles-AL...left a start after 2.0 innings with right elbow pain September 2 vs. Detroit, marking his shortest start since September 22, 2007 vs. Chicago-AL (2.0 IP)...missed 16 games and made his next start September 21 vs. Cleveland...did not factor into the decision, but Twins clinched the AL Central title with a win and a Chicago-AL loss later that night...won each of his final five decisions July 24-end of the season...Twins went 9-1 in his final 10 starts...made his final start September 29 at Kansas City, striking out nine batters in 5.0 innings (ND)...passed 10 pitchers on the Twins all-time strikeouts list during the season (started the season 22nd) -- Dean Chance (504), Joe Nathan (518), Jim Merritt (527), Scott Erickson (527), Mike Trombley (528), LaTroy Hawkins (532), Dick Stigman (538), Kyle Lohse (561), Rick Aguilera (586), and Eddie Guardado (610).

**2009:** Started season on 15-day disabled list with right shoulder stiffness...made one rehab start for Single-A Ft. Myers April 10 vs. Charlotte...reinstated April 14...lost first four starts of season April 15-May 3, allowing 21 earned runs in 20.2 innings (9.15 ERA)...recorded first win May 8 vs. Seattle, tossing 7.0 shutout innings, allowing five hits while walking none...pitched 8.1 innings May 24 vs. Milwaukee, giving up three runs on seven hits, earning his second victory...tossed 7.0 innings and earned third victory while setting a career-high with 10 strikeouts June 4 vs. Cleveland...tossed 8.0 innings, allowing three runs on four hits, for his fourth win June 9 at Oakland...finished June with record of 4-0, 3.20 (39.1 IP, 14 ER) in six starts with 35 strikeouts and an opponent batting average of .213...went 7-0, 3.04 (71.0 IP, 24 ER) in 11 starts July 12-September 5, setting a career-high with seven straight wins...earned 10th win of season, third career complete game, and second career shutout, allowing just two hits, August 14 vs. Cleveland...started American League Central Division tiebreaker game vs. Detroit October 6, pitching 6.0 innings, allowing three runs on six hits with two walks and two strikeouts as the Twins won 6-5 in 12-innings...finished tied for 10th in the AL in wins (15) and 13th in strikeouts (162)...led staff with 15 wins, tied for first in starts (33), and second in innings pitched (200.0)...set career-highs in wins, starts, innings pitched and strikeouts.

**2008:** Won first two starts of season -- April 4 vs. Kansas City and April 9 at Chicago-AL...walked just five batters over first five starts (33.0 IP)...placed on 15-day disabled list with right groin strain May 7 (retro to May 4)...began rehab assignment at Single-A Ft. Myers May 31...returned from rehab assignment and reinstated from 15-day disabled list June 5...had six consecutive quality starts June 10-July 7, including 7.0 shutout innings at Boston July 7...had four-game win-streak, going 4-0, 3.09 ERA (32.0 IP, 11 ER) in five starts June 20-July 12...singled off Josh Banks for first major league hit June 26 at San Diego...tossed 8.0 innings, allowing one run on two hits in 1-0 loss July 20 vs. Texas...matched season-high with 8.0 innings, allowing just one run, August 21 at Los Angeles-AL...had five consecutive quality starts August 21-September 13, posting a 2.38 ERA (34.0 IP, 9 ER)...had season-high nine strikeouts September 28 vs. Kansas City...pitched 6.0-or-more innings in 20 of 28 starts.

**2007:** Began season at Triple-A Rochester...recorded first professional save with 3.0 innings of relief April 10 vs. Norfolk...pitched 6.0-plus innings in each of his last five starts at Rochester April 14-May 13...recalled and tossed 8.1 innings May 19 at Milwaukee...tossed 8.0 innings, allowing just one run on three hits, July 1 at Detroit...earned sixth win of season August 5, tossing 8.0 shutout innings and allowing just four hits vs. Cleveland...his bid for a perfect game August 31 vs. Kansas City ended with one out in the ninth by a walk and a Mike Sweeney single; also tied his then career-high nine strikeouts...became first Twins pitcher to have a no-hitter broken up in the ninth inning since Steve Luebber August 7, 1976 at Texas...became second Twins pitcher to finish with a one-hitter and have a no-hitter broken up in the ninth inning (the first was Gerry Arrigo, June 26, 1964 vs. Chicago-AL on a single to start the ninth inning)...marked the 15th time in club history that a Twins staff held its opponent to one hit, and the 13th time that one pitcher did it alone...finished August with 2.59 ERA...pitched 6.0-plus innings in 13 of 24 starts and 7.0-plus innings in eight starts...had 12 quality starts.

**2006:** Began season with Minnesota...had season-high eight strikeouts May 20 at Milwaukee...optioned to Triple-A Rochester June 1...pitched 6.0-plus innings in seven consecutive starts, going 3-2, 2.92 (49.1 IP, 16 ER), June 5-July 5...recalled July 13 and made three starts before being optioned August 1...while at Rochester, went 2-2 with a 2.31 ERA in August...recalled September 1...earned fifth win of season September 17 at Cleveland...finished the month 2-1 with a 4.58 ERA.

**2005:** Began season at Triple-A Rochester...Twins minor league Pitcher of the Week April 23-29...recalled May 3...made major league debut in relief May 7 at Tampa Bay...optioned May 11; recalled July 3...made first career start July 5 at Los Angeles-AL...optioned July 10...named International League Player of the Week July 11-17...recalled and recorded first major league win July 23 at Detroit...optioned July 23...pitched 6.0-plus innings in 15 of 22 starts with Rochester...led International League in ERA...recalled and tied season-high five strikeouts August 29 at Kansas City...tied season-high 7.0 innings September 16 vs. Chicago-AL...pitched 6.0-plus innings in four of nine starts with four quality starts...rated 12th best prospect in International League by *Baseball America*...rated 10th best prospect in the Twins organization by *Baseball America* for the upcoming 2006 season.

**2004:** Began season at Single-A Ft. Myers...pitched 6.0-plus innings in six of seven starts with five quality starts...promoted to Double-A New Britain May 16...tossed complete game shutout and season-high 9.0 innings June 3 at New Hampshire...had season-high 14 strikeouts July 16 vs. Binghamton...pitched 6.0-plus innings in 10 of 11 starts and 7.0-plus innings in seven of 11 starts...had seven quality starts...promoted to Rochester July 21...won Jim Rantz Award as Twins minor league Pitcher of the Year.

**2003:** Began season at Single-A Quad City...had season-high eight strikeouts July 18 vs. Wisconsin...disabled with pulled groin July 24-August 4...tied season-high 6.0 innings August 18 vs. South Bend...had .151 (11-for-73) batting-average-against with one homer vs. left-handers.

**PROFESSIONAL:** Signed by scout Gregg Miller...passed up 35th round selection by Pittsburgh in 2000 First-Year Player Draft...drafted by Twins in the second round of the 2003 First-Year Player Draft...signed a four-year contract plus a club option for 2013, March 7, 2009.

## 2012

IP: -- Walks: --  
SO: -- CG: --  
Win-Streak: -- Low-Hit: --

## BAKER'S GAME HIGHS

IP: 9.0, 3x, last 6/11/11 vs. Tex. Walks: 5, 5/11/11 vs. Det.  
SO: 12, 6/16/10 vs. Col. CG: 4, last, 6/11/11 vs. Tex.  
Win-Streak: 7, 7/12-9/5/09 Low-Hit: 1, 8/31/07 vs. K.C.

### BAKER'S PITCHING RECORD

YEAR	CLUB	W-L	ERA	G	GS	CG	SH	SV	IP	H	R	ER	HR	HB	BB	SO	WP	BK	BAA
2003	Quad City	3- 1	2.49	11	11	0	0	0	50.2	45	16	14	4	2	8	47	4	0	.234
2004	Ft. Myers	4- 2	2.40	7	7	0	0	0	45.0	40	13	12	1	0	6	37	1	0	.234
	New Britain	5- 3	2.43	10	10	2	2	0	70.1	44	23	19	2	6	13	72	0	0	.174
	Rochester	1- 3	4.97	9	9	0	0	0	54.1	65	31	30	3	4	15	36	0	0	.295
2005	Rochester	5- 8	3.01	22	22	1	1	0	134.2	123	50	45	15	7	26	107	4	0	.242
	MINNESOTA	3- 3	3.35	10	9	0	0	0	53.2	48	21	20	5	0	14	32	0	0	.241
2006	MINNESOTA	5- 8	6.37	16	16	0	0	0	83.1	114	63	59	17	3	16	62	0	0	.324
	Rochester	5- 4	2.67	12	12	1	0	0	84.1	77	26	25	4	4	25	68	5	1	.246
2007	Rochester	3- 2	3.16	7	6	0	0	1	42.2	34	16	15	3	1	4	41	1	0	.219
	MINNESOTA	9- 9	4.26	24	23	2	1	0	143.2	162	70	68	15	5	29	102	0	0	.287
2008	MINNESOTA	11- 4	3.45	28	28	0	0	0	172.1	161	66	66	20	3	42	141	6	0	.247
	Ft. Myers	1- 0	5.40	1	1	0	0	0	5.0	7	3	3	0	0	0	4	1	0	.304
2009	Ft. Myers	1- 0	1.29	1	1	0	0	0	7.0	5	1	1	0	0	1	3	0	0	.227
	MINNESOTA	15- 9	4.37	33	33	1	1	0	200.0	190	99	97	28	4	48	162	4	0	.247
2010	MINNESOTA	12- 9	4.49	29	29	0	0	0	170.1	186	87	85	23	6	43	148	7	0	.277
2011	MINNESOTA	8- 6	3.14	23	21	1	0	0	134.2	126	50	47	15	4	32	123	4	0	.248
2012	MINNESOTA	INJURED - DID NOT PLAY																	
Minor League Totals		28-23	2.99	80	79	4	3	1	494.0	440	179	164	32	24	98	415	16	1	.237
Major League Totals		63-48	4.15	163	159	4	2	0	958.0	987	456	442	123	25	224	770	21	0	.266

### BAKER'S BATTING RECORD

BATTING	AVG	AB	R	H	2B	3B	HR	RBI	SH	SF	HB	BB	SO	SB	CS	OBP
Career	.120	25	1	3	1	0	0	0	4	0	0	0	9	0	0	.120

### BAKER'S DIVISION SERIES RECORD

YEAR	OPPONENT	W-L	ERA	G	GS	CG	SH	SV	IP	H	R	ER	HR	HB	BB	SO	WP	BK	BAA
2009	New York-AL	DID NOT PITCH																	
2010	New York-AL	0- 0	3.86	1	0	0	0	0	2.1	3	1	1	1	0	0	2	0	0	.300
Division Series Totals		0- 0	3.86	1	0	0	0	0	2.1	3	1	1	1	0	0	2	0	0	.300

### BAKER'S FIELDING RECORD

POSITION	PCT	G	PO	A	E	TC	DP	PB
Pitcher	.971	163	67	66	4	137	5	—

## WWW.TWINSBASEBALL.COM

Established in June 2000 following a unanimous vote by the 30 Major League Baseball club owners to centralize all of Baseball's Internet operations, MLB Advanced Media LP (MLBAM) is the interactive media and internet company of Major League Baseball. MLBAM manages the official league site, [www.MLB.com](http://www.MLB.com), and each of the 30 individual Club sites. [Twinsbaseball.com](http://Twinsbaseball.com), the first official team website launched onto the MLB portal on January 15, 2001 by MLB Advanced Media LP (MLBAM), offers fans the most comprehensive baseball information about the Minnesota Twins available online. Some of the features of the Twins' official website include the most up-to-date statistics, game summaries, extensive historical information, and exclusive features about Minnesota Twins events and programs, including online ticket sales, baseball merchandise, authenticated memorabilia and collectibles, fantasy games, live and archived radio broadcasts of every game, live and archived video webcasts of entire games, pitch-by-pitch enactment of games, and hosted post-game video highlight shows. Twins fans can download logos and sign up for alerts from their mobile phone.





# NICK BLACKBURN

**RIGHT-HANDED PITCHER**

**53**

**HEIGHT/WEIGHT:** 6-4/238

**BORN:** 2/24/82 in Ada, OK

**RESIDES:** Washington, OK

**ACQUIRED:** 29th round, 2001 First-Year Player Draft

**M.L. SERVICE:** 4 years, 156 days

**CONTRACT STATUS:** Signed thru 2013

**BATS/THROWS:** R/R

**AGE:** 30

**PERSONAL:** Robert Nicholas Blackburn...wife Alicia (Powell)...daughter Payton (8/13/10) and son Easton (12/20/11)...2000 graduate of Del City (OK) High School...2002 graduate of Seminole State Junior College.

## 2012:

- Was Twins number four starter, starting Target Field home opener April 9 vs. Los Angeles-AL...allowed five runs on five hits in 6.0 innings with two walks and three strikeouts and suffering the loss.
- Left a start with right posterior shoulder stiffness April 14 vs. Texas.
- Earned first win, allowing five runs on six hits in 5.0 innings, May 11 vs. Toronto, snapping a four-game losing streak to start season.
- Placed on 15-day disabled list with left quad strain May 17-June 4...made two rehab starts for Triple-A Rochester before returning to Twins.
- Won three straight decisions in four starts upon his return June 6-22.
- Posted 8.10 ERA (63.1 IP, 57 ER) with opponents batting .333 (90-for-270) with 15 home runs in first 13 starts; optioned to Triple-A Rochester July 4.
- Made two starts for Red Wings, going 2-0, 0.60 (15.0 IP, 1 ER), including an 8.0-inning complete game shutout July 8 vs. Lehigh Valley.
- Recalled by Twins July 17.
- Went 0-4, 6.11 (35.1 IP, 24 ER) in six starts and was outrighted to Triple-A Rochester August 20.

**2011:** Opened season as Twins number three starter, and made first start, allowing two runs (1 earned) on six hits in 5.2 innings with one walk and two strikeouts, earning the win April 3 at Toronto...surpassed 600.0 career innings pitched May 4 at Chicago-AL...lost four straight decisions April 9-28, but went on to win five consecutive decisions, tying his career-high for a win-streak, May 4-June 16...made 100th career start and did not factor into the decision, allowing three runs (2 earned) on five hits in 7.2 innings with a career-high eight strikeouts May 14 vs. Toronto...pitched fifth career complete game, allowing two runs on seven hits with no walks and six strikeouts, May 24 vs. Seattle; set a career-high, throwing 127 pitches...recorded 300th career strikeout in that start, fanning Miguel Olivo in the second inning...went 3-0, 2.53 (42.2 IP, 12 ER) in six starts in May while his 42.2 innings pitched ranked fifth in the AL and 10th in baseball...set a career-high with six walks August 5 vs. Chicago-AL...made his final start, tossing 1.1 innings, August 21 vs. New York-AL...placed on 15-day disabled list with a right lateral forearm strain August 22...transferred to 60-day disabled list September 5...went 4-2, 3.86 (53.2 IP, 23 ER) in nine starts against the AL Central with three of his seven wins on the season coming against Chicago-AL...diagnosed with radial tunnel syndrome and had surgery to decompress the radial nerve in his right forearm September 30...reinstated from 60-day disabled list October 14.

**2010:** Started season as the Twins number two starter and made his first start April 6 at Los Angeles-AL, earning the win while allowing three runs on eight hits in 6.2 innings with a career-high four walks...pitched first complete game at Target Field (4th career complete game), allowing three runs on 11 hits with one walk and two strikeouts and earning the victory May 4 vs. Detroit...led Twins to their first shutout at Target Field, pitching 7.0 shutout innings while allowing four hits, as the Twins beat Baltimore 6-0 May 9...went 5-0, 2.65 (37.1 IP, 11 ER) in five May starts, going 7.0-plus in each start, and was one of four pitchers in baseball with five wins and no losses in the month...the five-game win-streak marked a career-high...snapped a streak of 101.2 consecutive innings pitched without allowing a stolen base June 18 at Philadelphia when Shane Victorino stole the first base off Blackburn since Rajai Davis September 11, 2009 vs. Oakland...allowed a season-high four home runs (most by a Twins starter in 2010) July 10 at Detroit...made one relief appearance (July 25 at Baltimore) before being optioned to Triple-A Rochester July 30...posted a 2.49 ERA (21.2 IP, 6 ER) in four starts with Red Wings...recalled August 22, replacing Kevin Slowey (strained triceps) in the rotation...made first start back with the club August 23 vs. Texas, allowing three runs on eight hits in 7.0 innings with no walks and five strikeouts, but suffered the loss as Twins were shut out...tossed 8.2 scoreless innings, earning the win as he allowed two hits, two walks, and set a season-high with six strikeouts August 28 at Seattle, retiring 21 consecutive batters in the game -- the longest stretch for a Twins pitcher since July 12-20, 2008 when Scott Baker retired 25 straight...pitched in 100th career game October 3 vs. Toronto, the final regular season game for the Twins.

**2009:** Made Twins Opening Day roster for second consecutive season, opening as team's number two starter...recorded first win, allowing just one run on six hits in 7.0 innings, April 24 at Cleveland...pitched 7.0 shutout innings May 10 vs. Seattle (ND), and again May 21 at Chicago-AL, allowing just four hits while earning the win...pitched 7.0-or-more innings in four consecutive starts, posting an ERA of 1.57 (28.2 IP, 5 ER) May 10-26...won four consecutive starts May 21-June 18, including first career complete game, allowing just one run on six hits, carrying a shutout into the ninth inning, June 18 vs. Pittsburgh...had second consecutive complete game June 24 at Milwaukee...became first Twins pitcher to toss back-to-back complete games since Brad Radke (June 9 and 15, 1998)...posted ERA of 2.37 in five June starts...pitched third career complete game July 5 vs. Detroit...finished first-half with a record of 8-4, 3.06 (123.1 IP, 42 ER) in 18 starts...led club in innings pitched (205.2), tied for lead in starts (33), and was second in wins (11)...pitched 6.0-plus innings in 25 of 33 starts and 7.0-plus innings in 17 starts...21 of 33 starts were quality starts...his 1.79 walks-per-9.0 innings-pitched ratio was third in the American League behind Roy Halladay (1.32) and teammate Carl Pavano (1.76)...started Game 2 of the ALDS October 9 at New York-AL, allowing one run on three hits in 5.2 innings (ND).

**2008:** Made Twins Opening Day roster for first time in career...made first major league start, allowing just one run on five hits in 7.0 innings with one walk and six strikeouts, but suffering the loss in a 1-0 defeat April 2 vs. Los Angeles-AL...earned first career win after tossing 7.2 shutout

innings April 19 vs. Cleveland...tossed 6.0-plus innings in eight consecutive starts April 19-May 27...singled off Ubaldo Jimenez for first career hit May 16 at Colorado...threw season-high 8.1 innings May 27 at Kansas City...was struck in face by line drive off the bat of Bobby Abreu, suffering a bruised nose and upper lip June 1 vs. New York-AL...earned 10th win of the season September 9 vs. Kansas City...started the tie-breaking 163rd game of the season September 30 at Chicago-AL to decide American League Central Division championship...issued three walks and struck out three batters, but allowed a Jim Thome solo home run in the seventh inning, which ended up being the difference in the 1-0 White Sox win...became just the 12th Twins rookie, second in 2008 (Glen Perkins), to record 10-or-more wins in rookie season...became third Twins rookie pitcher in club history to lead staff in innings pitched (193.1) and starts (33), and first since Brad Radke did it in 1995 (28 starts and 181.0 IP), with the other being Roger Erickson in 1978 (37 starts, 265.2 IP)...recorded 19 quality starts...tossed 6.0-plus innings in 21 of 33 starts...second in the majors in ground ball double plays induced (31), and led the majors in GDP-per-nine innings (1.44)...finished fourth on Twins all-time list for innings pitched (193.1) by a rookie, was fourth in starts (33), and tied for 10th in wins (11) with Bert Blyleven (1970) and Tony Fiore (2002)...led all major league rookies in innings pitched (193.1) and starts (33), fourth in wins (11), fifth in ERA (4.05) and 11th in strikeouts (96).

**2007:** Began season at Double-A New Britain...made eight appearances (7 starts) before being promoted to Triple-A Rochester May 17...had 44.0-inning scoreless streak May 29-July 3...had seven-game win-streak June 3-August 13...tossed back-to-back complete game shutouts June 8 at Indianapolis and June 14 vs. Louisville...named Twins minor league Pitcher of the Month in June after going 5-0, 0.00 (39.0 IP)...disabled with strained right forearm July 16-August 1...named to Triple-A All-Star team...contract selected and made major league debut in relief September 3 vs. Cleveland...participated in Arizona Fall League and was named the AFL Pitcher of the Week November 5...finished with 4-0 record and a 1.64 ERA (22.0 IP, 4 ER) in six starts for Phoenix Desert Dogs...his three complete games tied him for second in all of the minor leagues while his two shutouts also tied him for second...ranked as the Twins top prospect by *Baseball America* heading into the 2008 season...ranked best fastball and best control in Twins system by *Baseball America*.

**2006:** Spent entire season at Double-A New Britain...had season-high three-game win-streak, going 3-0, 3.12 (26.0 IP, 9 ER) in four starts May 2-20...tied for club lead in complete games (2), second in innings pitched (132.1), and tied for second in wins (7)...tossed five-hit shutout August 30 vs. Reading.

**2005:** Began season at Single-A Ft. Myers...tossed complete game June 24 at Clearwater...named Florida State League All-Star...promoted to Double-A New Britain July 7...tossed two complete games -- July 22 at Norfolk (win) and August 2 at Portland (loss)...promoted to Triple-A Rochester August 6...made three starts for Red Wings before returning to New Britain August 20...was seventh among all minor leaguers with three complete games.

**2004:** Began season at Single-A Quad Cities...disabled with sprained right ankle May 4-11...Twins minor league Player of the Week July 3-9...promoted to Single-A Ft. Myers July 21...named Twins minor league Pitcher of the Month for July...named Florida State League Pitcher of the Week July 25-August 1.

**2003:** Spent entire season at Single-A Quad Cities.

**2002:** Assigned to Rookie Elizabethton...led club in games started (13), was second in innings pitched (66.2), and third in strikeouts (62).

**PROFESSIONAL:** Signed by scout Gregg Miller.

2012

IP: 8.0, 7/31 vs. CWS  
SO: 4, 2x, last 8/5 at Bos.  
Win-Streak: 4, 5/11-6/22

BLACKBURN'S GAME HIGHS

Walks: 3, 2x, last 5/11 vs. Tor.  
CG: - -  
Low-Hit: - -

CAREER

IP: 9.0, 4x, last 5/24/11 vs. Sea. Walks: 6, 8/5/11 vs CWS  
SO: 8, 5/14/11 vs. Tor. CG: 5, last 5/24/11 vs. Sea.  
Win-Streak: 5, 2x, last 5/4-6/16/11 Low-Hit: 6, 6/18/09 vs. Pit.

BLACKBURN'S PITCHING RECORD																			
YEAR	CLUB	W-L	ERA	G	GS	CG	SH	SV	IP	H	R	ER	HR	HB	BB	SO	WP	BK	BAA
2002	Elizabethton	3- 3	5.00	13	13	0	0	0	66.2	70	41	37	6	2	21	62	1	0	.261
2003	Quad Cities	2- 9	4.86	16	10	2	1	1	76.0	78	44	41	13	4	18	40	5	0	.268
2004	Quad Cities	6- 4	2.77	20	13	1	1	1	84.1	69	37	26	3	2	23	66	2	1	.223
	Ft. Myers	3- 3	6.27	9	7	0	0	0	37.1	51	30	26	7	2	7	21	1	0	.327
2005	Ft. Myers	7- 5	3.36	15	15	1	0	0	93.2	95	43	35	5	5	16	55	1	0	.265
	New Britain	2- 4	1.84	7	7	2	1	0	49.0	35	16	10	1	2	10	27	1	0	.206
	Rochester	0- 0	5.14	3	3	0	0	0	14.0	20	11	8	2	0	3	7	0	0	.328
2006	New Britain	7- 8	4.42	30	19	2	1	0	132.1	141	72	65	11	8	37	81	6	0	.275
2007	New Britain	3- 1	3.08	8	7	0	0	0	38.0	36	21	13	1	1	7	18	1	0	.240
	Rochester	7- 3	2.11	17	17	3	2	0	110.2	96	32	26	7	2	12	57	3	0	.232
	MINNESOTA	0- 2	7.71	6	0	0	0	0	11.2	19	12	10	2	0	2	8	0	0	.365
2008	MINNESOTA	11-11	4.05	33	33	0	0	0	193.1	224	102	87	23	7	39	96	2	0	.292
2009	MINNESOTA	11-11	4.03	33	33	3	0	0	205.2	240	103	92	25	3	41	98	2	0	.290
2010	MINNESOTA	10-12	5.42	28	26	1	0	0	161.0	194	101	97	25	4	40	68	3	1	.302
	Rochester	1- 0	2.49	4	4	0	0	0	21.2	19	7	6	2	0	6	13	2	0	.229
2011	MINNESOTA	7-10	4.49	26	26	1	0	0	148.1	183	91	74	19	4	54	76	5	0	.305
2012	Rochester	3- 1	2.70	7	7	1	1	0	36.2	42	16	11	2	0	9	11	1	0	.302
	MINNESOTA	4- 9	7.39	19	19	0	0	0	98.2	143	81	81	23	1	26	42	2	0	.340
Minor League Totals		44-41	3.60	149	122	12	7	2	760.1	752	370	304	60	28	169	458	24	1	.258
Major League Totals		43-55	4.85	145	137	5	0	0	818.2	1003	490	441	117	19	202	388	14	1	.303

# BLACKBURN'S FIELDING RECORD

POSITION	PCT	G	PO	A	E	TC	DP	PB
Pitcher	.974	145	70	114	5	189	14	—

# BLACKBURN'S BATTING RECORD

BATTING	AVG	AB	R	H	2B	3B	HR	RBI	SH	SF	HB	BB	SO	SB	CS	OBP
Career	.083	12	0	1	0	0	0	0	0	0	0	0	3	0	0	.083

# BLACKBURN'S DIVISION SERIES RECORD

YEAR	OPPONENT	W-L	ERA	G	GS	CG	SH	SV	IP	H	R	ER	HR	HB	BB	SO	WP	BK	BAA
2009	New York-AL	0- 0	1.59	1	1	0	0	0	5.2	3	1	1	0	0	2	3	0	0	.150
2010	New York-AL	DID NOT PITCH																	
Division Series Totals		0- 0	1.59	1	1	0	0	0	5.2	3	1	1	0	0	2	3	0	0	.150

# BLACKBURN'S DAY-BY-DAY

Date	Opp.	Score	Dec.	IP	H	R	ER	HR	BB	SO	Left Game or IR/IRS
4/9	LAA	1-5	L	6.0	5	5	5	0	2	3	Trailing 5-1
4/14	Tex	2-6	ND	5.1	7	2	2	1	1	3	Trailing 2-1
4/24	Bos	2-11	L	3.0	8	5	5	1	1	2	Trailing 5-1
4/30	@LAA	3-4	L	6.0	7	3	3	1	1	2	Trailing 3-0
APRIL TOTALS			0-3	20.1	27	15	15	3	5	10	6.64 ERA
5/6	@Sea	2-5	L	6.0	7	5	5	1	3	4	Trailing 5-1
5/11	Tor	7-6	W	5.0	6	5	5	3	3	3	Leading 6-5
5/16	@Det	11-7	ND	2.0	6	6	6	0	2	2	Trailing 6-5
MAY TOTALS			1-1	13.0	19	16	16	4	8	9	11.08 ERA
6/6	@KC	4-2	W	5.0	5	2	2	1	2	1	Leading 3-2
6/12	Phi	11-7	W	5.0	8	4	4	0	2	1	Leading 8-4
6/17	Mil	5-4	ND	6.0	9	4	4	1	2	3	Trailing 4-1
6/22	@Cin	5-4	W	5.0	5	4	4	2	2	2	Leading 5-4
6/27	CWS	5-12	L	5.0	9	6	6	2	0	3	Trailing 6-0
JUNE TOTALS			3-1	26.0	36	20	20	6	8	10	6.92 ERA
7/3	@Det	8-6	ND	4.0	8	6	6	2	1	1	Tied 6-6
PRE-ASG TOTALS			4-5	63.1	90	57	57	15	22	30	8.10 ERA
7/20	@KC	2-1	ND	6.2	7	1	1	0	0	2	Tied 1-1
7/25	@CWS	2-8	L	4.1	10	8	8	2	1	1	Trailing 8-2
7/31	CWS	3-4	ND	8.0	5	2	2	0	1	2	Tied 2-2
JULY TOTALS			0-1	23.0	30	17	17	4	3	6	6.65 ERA
8/5	@Bos	4-6	L	5.0	9	4	4	1	0	4	Trailing 4-1
8/11	TB	2-4	L	6.0	11	4	4	3	1	2	Trailing 4-2
8/17	@Sea	3-5	L	5.1	11	5	5	2	1	1	Trailing 5-1
AUGUST TOTALS			0-3	16.1	31	13	13	6	2	7	7.16 ERA
POST-ASG TOTALS			0-4	35.1	53	24	24	8	4	12	6.11 ERA
SEASON TOTALS			4-9	98.2	143	81	81	23	26	42	7.39 ERA



# ALEX BURNETT

**RIGHT-HANDED PITCHER**

**31**

**HEIGHT/WEIGHT:** 6-0/221

**BORN:** 7/26/87 in Anaheim, CA

**RESIDES:** Westminster, CA

**ACQUIRED:** 12th round, 2005 First-Year Player Draft

**M.L. SERVICE:** 2 years, 135 days

**CONTRACT STATUS:** Signed thru 2012

**BATS/THROWS:** R/R

**AGE:** 25

**PERSONAL:** Alex James Burnett...2005 graduate of Ocean View (CA) High School in Huntington Beach.

## 2012:

- Made Twins Opening Day roster for second time in career and first since 2010.
- Did not allow an earned run in first seven appearances (8.2 IP) April 7-21.
- Finished April with 1.42 ERA (12.2 IP, 2 ER) in 10 games, the eighth-lowest ERA in AL for relievers during the month.
- Earned fifth career win and first of season with 1.0 scoreless inning May 16 at Detroit...earned second win of season with 0.2 scoreless inning May 28 vs. Oakland.
- Did not allow a run in 14 consecutive appearances (16.0 IP), with opponents batting .082 (4-for-49) May 28-July 2.
- Did not allow a run in June in 12.0 innings...was one of just five American League pitchers to toss 10.0-plus innings without allowing a run in June...was one of just six pitchers in club history to do so and first since Joe Nathan in 2009... .079 batting-average-against was lowest in baseball.
- Posted a 2.49 ERA (43.1 IP, 12 ER) prior to the All-Star Break, ranking 10th among AL relievers, sixth among right-handers.
- Did not allow a home run in 40 consecutive appearances (37.0 IP) May 28-September 7.
- Led Twins in relief innings (71.2) and second in relief appearances (67).

**2011:** Started season with Triple-A Rochester...recalled by Twins April 9 when Kevin Slowey was placed on 15-day disabled list...made three relief appearances before being optioned back to Triple-A Rochester April 18 when the Twins called up Jim Hoey...recalled by Twins April 29...earned first victory, tossing 1.0 scoreless inning of relief May 28 vs. Los Angeles-AL...did not allow a home run in first 23 appearances (17.2 IP), a streak that was ended with Ryan Ludwick's three-run home run June 17 vs. San Diego...walked just one batter in 22 appearances (16.0 IP) May 14-July 5...posted an opponent batting average of .200 (11-for-55) in that span...pitched in 100th career game September 4 at Los Angeles-AL...set a single-season career-high with 48.0 innings pitched September 7 vs. Chicago-AL, passing 2010 total of 47.2 innings pitched...his 16.1% inherited-runners-scored percentage ranked seventh lowest in American League, 11th-lowest in baseball, and fourth lowest all-time for a Twins pitcher (and lowest since Denny's Reyes' 13.3% in 2006)...allowed 10 of 62 inherited runners to score...his 62 inherited runners were the second most in baseball (New York's-NL Tim Lincecum, 67), the most in the AL, and the lowest all-time for a Twins right-handed reliever...ranked second on Twins pitching staff in appearances with 66, which tied him for 11th in American League in appearances by a right-handed pitcher.

**2010:** Started season on Twins Opening Day roster for first time in career...made major league debut in relief April 8 at Los Angeles-AL, pitching a perfect ninth inning, including first major league strikeout (Robb Quinlan)...optioned to Triple-A Rochester April 14 when the Twins selected Ron Mahay's contract...did not make an appearance for Red Wings before being recalled to Minnesota April 18 when Jose Mijares was placed on disabled list...struck out four of 10 batters faced in third appearance April 18 vs. Kansas City (2.2 scoreless IP)...did not allow an earned run in 10 straight appearances (13.2 IP), allowing eight hits with one walk and eight strikeouts May 11-June 6...earned first career victory, retiring the only batter he faced June 5 at Oakland...posted a 3.12 ERA (8.2 IP, 3 ER) in six April games, and a 2.40 ERA (15.0 IP, 4 ER) in 10 May games...optioned to Triple-A Rochester July 19...made 14 relief appearances and recalled and earned his second career win (1.1 IP) September 3 vs. Texas.

**2009:** Began season at Single-A Ft. Myers...recorded first win in relief May 3 vs. Charlotte...did not allow a run in final 10 appearances, giving up three hits and two walks during that span...led club in batting-average-against (.175)...posted an ERA of 1.99 (22.2 IP, 5 ER) with 26 strikeouts before being promoted to Double-A New Britain June 3...converted eight straight save opportunities July 17-end of the season...combined to hold right-handers to batting average of .150 (17-for-113) while left-handers hit .206 (33-for-160) at both levels...played in the Arizona Fall League with the Mesa Solar Sox, saving three games while posting a 3.38 ERA (10.2 IP, 4 ER) in 10 games.

**2008:** Spent entire season at Single-A Ft. Myers...pitched in 28 games (25 starts) for Miracle...named Twins minor league Player of the Week June 20-27...had season-high 10 strikeouts August 21 at Lakeland...led club in innings pitched (143.2).

**2007:** Spent entire season at Single-A Beloit...pitched a 6.0-inning complete game May 28 at Quad Cities...went 2-1, 1.50 (30.0 IP, 5 ER) in five starts in July...selected to Midwest League All-Star team...finished tied for third in Midwest League in innings pitched (155.0), and was fifth in ERA (3.02)...tied for first on the club in wins (9) and was second in strikeouts (117)...held left-handed batters to a .191 (46-for-241) batting average.

**2006:** Spent entire season at Rookie Elizabethton...did not allow a run in first two starts (13.0 IP), yielding four hits while striking out six...tossed a 7.0-inning complete game shutout June 29 at Bluefield...had season-high nine strikeouts August 5 at Greenville...made 13 appearances for Elizabethton, all starts...was the Twins short season leader in strikeouts (71).

**2005:** Made first professional appearance June 27 vs. GCL Red Sox...made first professional start July 15 at GCL Reds, tossing 3.0 innings, allowing two runs on four hits...recorded first professional win July 21 at GCL Pirates, allowing four runs (3 earned) on eight hits in 5.2 innings...went 4-1 in his final seven starts.

**PROFESSIONAL:** Signed by scout John Leavitt.



## 2012

## BURNETT'S GAME HIGHS

## CAREER

IP: 2.2, 8/25 at Tex.

Walks: 2, 5x, last 8/12 vs. T.B.

IP: 3.1, 7/9/10 at Det.

Walks: 4, 5/1/10 at Cle.

SO: 3, 3x, last 10/3 at Tor.

CG: - -

SO: 4, 4/18/10 vs. K.C.

CG: - -

Win-Streak: 2, 5/16-28

Low-Hit: - -

Win-Streak: 2, 5/16-28/12

Low-Hit: - -

## BURNETT'S PITCHING RECORD

YEAR	CLUB	W-L	ERA	G	GS	CG	SH	SV	IP	H	R	ER	HR	HB	BB	SO	WP	BK	BAA
2005	GCL Twins	4- 2	4.10	13	8	0	0	0	48.1	50	25	22	6	7	14	33	1	0	.267
2006	Elizabethhton	4- 3	4.04	13	13	1	1	0	71.1	66	41	32	6	6	13	71	1	1	.242
2007	Beloit	9- 8	3.02	27	27	1	0	0	155.0	140	60	52	9	10	38	117	6	1	.239
2008	Ft. Myers	8- 6	3.76	28	25	0	0	0	143.2	151	72	60	12	5	36	84	7	0	.269
2009	Ft. Myers	2- 1	1.99	18	0	0	0	4	22.2	14	6	5	0	1	7	26	0	0	.175
	New Britain	1- 2	1.79	40	0	0	0	9	55.1	36	14	11	2	3	19	52	1	0	.187
2010	Rochester	0- 2	5.49	14	0	0	0	2	19.2	26	12	12	1	0	8	18	2	0	.329
	MINNESOTA	2- 2	5.29	41	0	0	0	0	47.2	52	28	28	6	2	23	37	2	2	.287
2011	Rochester	0- 0	7.36	4	0	0	0	1	3.2	5	3	3	1	0	1	3	0	0	.333
	MINNESOTA	2- 5	5.51	66	0	0	0	0	50.2	50	32	31	4	8	21	33	2	0	.263
2012	MINNESOTA	4- 4	3.52	67	0	0	0	0	71.2	71	33	28	4	3	26	36	6	0	.257
Minor League Totals		28-24	3.41	157	73	2	1	16	519.2	488	233	197	37	32	136	404	18	2	.247
Major League Totals		8- 11	4.61	174	0	0	0	0	170.0	173	93	87	14	13	70	106	10	2	.267

## BURNETT'S FIELDING RECORD

POSITION	PCT	G	PO	A	E	TC	DP	PB
Pitcher	.935	174	8	21	2	31	1	—

## BURNETT'S DAY-BY-DAY

Date	Opp.	Score	Dec.	IP	H	R	ER	HR	BB	SO	Left Game or IR/IRS
4/7	@Bal.	2-8	ND	2.0	2	0	0	0	1	0	0/0
4/12	LAA	10-9	ND	2.0	1	0	0	0	0	3	0/0
4/14	Tex	2-6	ND	0.1	1	0	0	0	0	0	1/0
4/15	Tex	3-4	ND	1.0	1	0	0	0	0	0	0/0
4/17	@NYY	3-8	ND	1.0	0	0	0	0	0	1	0/0
4/19	@NYY	6-7	ND	2.0	3	0	0	0	0	0	1/0
4/21	@TB	1-4	ND	0.1	1	1	0	0	0	0	0/0
4/24	Bos	2-11	ND	2.0	2	1	1	0	2	0	0/0
4/27	KC	6-7	ND	1.0	0	0	0	0	0	0	0/0
4/30	@LAA	3-4	ND	1.0	1	1	1	1	0	0	0/0
APRIL TOTALS				0-0	12.2	12	3	2	1	3	1.42 ERA
5/2	@ LAA	0-9	ND	2.0	3	3	3	1	1	2	0/0
5/5	@Sea	0-7	ND	1.0	0	0	0	0	0	1	0/0
5/9	LAA	2-6	ND	2.0	4	1	1	0	0	1	1/1
5/11	Tor	7-6	ND	1.0	1	0	0	0	0	1	0/0
5/15	Cle	0-5	ND	1.0	0	0	0	0	0	0	0/0
5/16	@Det	11-7	W	1.0	0	0	0	0	2	0	1/0
5/18	@Mil	11-3	ND	1.0	1	0	0	0	0	0	0/0
5/20	@Mil	4-16	ND	2.0	3	1	1	0	1	1	0/0
5/23	@CWS	0-6	ND	1.0	1	1	1	1	0	1	0/0
5/28	Oak	5-4	W	0.2	1	0	0	0	0	0	2/1
5/30	Oak	4-0	ND	2.0	0	0	0	0	1	0	0/0
MAY TOTALS				2-0	14.2	14	6	6	2	5	3.80 ERA

Date	Opp.	Score	Dec.	IP	H	R	ER	HR	BB	SO	Left Game or IR/IRS
6/4	@KC	10-7	ND	2.0	0	0	0	0	0	1	2/1
6/8	ChC	8-7	ND	1.1	0	0	0	0	0	0	1/0
6/12	Phi	11-7	ND	0.2	1	0	0	0	1	0	3/3
6/14	Phi	1-6	ND	0.1	0	0	0	0	0	1	1/0
6/17	Mil	5-4	ND	1.0	0	0	0	0	0	0	0/0
6/19	@Pit	2-7	ND	0.2	0	0	0	0	0	0	1/1
6/21	@Pit	1-9	ND	1.0	1	0	0	0	0	1	0/0
6/22	@Cin	5-4	ND	1.2	0	0	0	0	0	1	3/0
6/27	CWS	5-12	ND	1.1	1	0	0	0	0	1	2/0
6/29	KC	3-4	ND	1.0	0	0	0	0	1	0	0/0
6/30	KC	5-1	ND	1.0	0	0	0	0	0	0	0/0
JUNE TOTALS			0-0	12.0	3	0	0	0	2	5	0.00 ERA
7/2	@Det	6-4	ND	1.1	0	0	0	0	1	2	2/0
7/5	@Det	3-7	L	0.1	2	3	3	0	1	0	0/0
7/7	@Tex	3-4	ND	1.1	0	0	0	0	2	1	3/0
7/8	@Tex	3-4	L	1.0	3	1	1	0	1	0	2/0
PRE-ASG TOTALS			2-2	43.1	34	13	12	3	15	19	2.49 ERA
7/13	Oak	3-6	ND	0.2	4	2	2	0	0	0	0/0
7/15	Oak	4-9	ND	0.1	0	0	0	0	1	0	2/1
7/17	Bal	6-4	W	1.0	1	0	0	0	0	0	0/0
7/19	Bal	3-4	L	0.1	0	2	2	0	2	0	0/0
7/21	@KC	3-7	ND	0.2	1	0	0	0	0	0	1/0
7/23	@CWS	4-7	ND	1.1	0	0	0	0	0	1	1/0
7/29	Cle	5-1	ND	1.0	1	0	0	0	0	0	0/0
7/30	CWS	7-6	ND	1.0	0	0	0	0	0	0	0/0
JULY TOTALS			1-3	10.1	11	8	8	0	8	4	6.97 ERA
8/1	CWS	2-3	ND	1.0	1	0	0	0	0	1	0/0
8/3	@Bos	6-5	ND	0.1	2	0	0	0	1	0	0/0
8/4	@Bos	4-6	W	0.1	1	0	0	0	0	1	1/1
8/11	TB	2-4	ND	0.2	0	0	0	0	0	0	2/0
8/12	TB	3-7	L	0.2	1	3	3	0	2	0	0/0
8/14	Det	4-8	ND	1.0	2	2	0	0	1	0	2/0
8/18	@Sea	2-3	ND	0.1	0	0	0	0	0	0	2/0
8/20	@Oak	7-2	ND	1.0	1	0	0	0	1	0	0/0
8/22	@Oak	1-5	ND	1.0	0	0	0	0	0	0	0/0
8/25	@Tex	3-9	ND	2.2	2	0	0	0	0	1	3/3
8/28	Sea	2-5	ND	1.0	1	0	0	0	0	2	0/0
AUGUST TOTALS			1-1	10.0	11	5	3	0	5	5	2.70 ERA
9/1	@KC	3-1	ND	0.1	0	0	0	0	0	0	2/0
9/2	@KC	4-6	ND	0.2	3	1	1	0	1	2	0/0
9/5	@CWS	2-6	ND	0.2	2	0	0	0	0	0	0/0
9/7	Cle	6-7	ND	0.1	3	1	1	0	1	0	2/2
9/11	KC	1-9	ND	2.0	3	2	2	1	0	0	2/2
9/14	CWS	0-6	ND	1.0	0	0	0	0	0	0	3/1
9/15	CWS	3-5	ND	1.0	1	0	0	0	0	0	1/1
9/19	@Cle	6-4	ND	1.2	3	2	2	0	0	1	0/0
9/23	@Det	10-4	ND	1.0	2	2	0	0	0	2	0/0
9/29	Det	4-6	ND	0.1	1	2	2	0	1	0	0/0
SEPTEMBER TOTALS			0-0	9.0	18	10	8	1	3	5	8.00 ERA
10/1	@Tor	5-6	ND	1.0	1	1	1	0	0	3	2/0
10/3	@Tor	1-2	ND	2.0	1	0	0	0	0	3	0/0
OCTOBER TOTALS			0-0	3.0	2	1	1	0	0	6	3.00 ERA
POST-ASG TOTALS			2-2	28.1	37	20	16	1	11	17	5.08 ERA
SEASON TOTALS			4-4	71.2	71	33	28	4	26	36	3.52 ERA



# SEAN BURROUGHS

INFIELDER

37

HEIGHT/WEIGHT: 6-1/195  
BORN: 9/12/80 in Atlanta, GA  
RESIDES: Long Beach, CA

BATS/THROWS: L/R  
AGE: 32

ACQUIRED: Signed as free agent, 12/21/11  
M.L. SERVICE: 4 years, 123 days  
CONTRACT STATUS: Signed thru 2012

**PERSONAL:** Sean Patrick Burroughs (pronounced BURR-ohs)...1998 graduate of Woodrow Wilson High School in Long Beach, California...batted .528 (47-for-89) with seven home runs and 38 RBI in 29 games as a senior...signed with San Diego in 1998 rather than accept a baseball scholarship from the University of Southern California...son of 1974 American League MVP Jeff Burroughs, who was the Washington Senators top pick out of Woodrow Wilson High School in 1969...Sean and his father became just the second father-son tandem to be drafted in the first round (the first was Tom and Ben Greive, in 1966 and 1994 respectively)...earned a Gold Medal at the 2000 Sydney Olympics for Team USA...played in Little League World Series for Long Beach, helping guide his team to championships in 1992 and 1993...named tournament MVP in 1993, batting .600 and pitching a pair of 16-strikeout no-hitters.

## 2012:

- Made Twins Opening Day roster, his first with a major league club since starting 2005 with San Diego.
- Made Twins debut as a pinch-hitter, flying out to left field April 6 at Baltimore.
- Recorded first hit as a Twin with an RBI-single April 18 at New York-AL.
- Designated for assignment May 1 as the Twins recalled catcher Drew Butera.
- Had season-high four hits June 8 vs. Norfolk.
- Placed on 7-day disabled list with a lower back injury August 9, and did not play the rest of the season.

**2011:** Started season with Triple-A Reno (Arizona) and batted .412 (42-for-102) with 11 doubles, two triples, two home runs, and 25 RBI over two separate stints with the Aces...had contract selected by the Diamondbacks May 18...played first game May 19 vs. Atlanta, his first in the major leagues since May 4, 2006 with San Diego...batted .250 (6-for-24) with a double in 23 games May 19-June 19, before being outrighted to Reno June 21...had contract selected July 1 for second stint with Diamondbacks...had first three-hit game of season July 4 at Milwaukee, his first since June 17, 2005 at Minnesota (with San Diego)...stole a base August 21 at Atlanta, his first steal since April 30, 2006 vs. Boston...hit a game-winning, two-run homer in the seventh inning August 23 at Washington, his first home run since April 30, 2005 vs. Arizona (with San Diego)...according to Elias Sports Bureau, the last position player to end a home run drought of five-or-more years with a game-winning shot in the seventh inning-or-later was the Royals Warren Cromartie, who hit a pinch-hit, two-run, game-winning homer on August 17, 1991 vs. Boston (his previous home run was on August 6, 1983 and he played in Japan from 1984-1990).

**2010:** Did not play baseball professionally...signed with Arizona as a minor league free agent November 19.

**2009:** Did not play baseball professionally.

**2008:** Did not play baseball professionally.

**2007:** Played in just four games with Triple-A Tacoma (Seattle) before being released June 14.

**2006:** Acquired by Tampa Bay from San Diego in exchange for right-handed pitcher Devon Brazelton, December 7, 2005...played 14 games in spring training before being placed on the disabled list with a lower back strain in the final week of March...was activated after missing the first 10 games April 14...played just eight games with Tampa Bay before being optioned to Triple-A Durham May 5...missed entire month of July with a neck strain...released by Tampa Bay August 14...signed by Seattle as minor league free agent December 19.

**2005:** Started season with San Diego...missed eight games with a strained left quadriceps muscle May 26-June 2...optioned to Portland July 23, when the Padres traded for Joe Randa...recalled August 31...was the only position player to pitch in a major league game in 2005, pitching the eighth inning, allowing three runs on four hits in the Padres 20-1 loss September 20 at Colorado.

**2004:** Spent season with San Diego...hit safely in a career-high 16 straight games May 19-June 6...hit first career pinch-hit home run May 28 at Milwaukee...hit first career leadoff home run July 23 at Los Angeles-NL...batted .296 (127-for-429) with 63 runs scored as the Padres leadoff hitter...underwent season-ending surgery to repair a torn lateral meniscus in his right knee September 17...surgery was performed by Drs. Jan Fronek, Henz Hoenecke, Steven Copp and Daniel Keefe...finished ninth in the NL with 128 singles.

**2003:** Spent season with San Diego...did not commit an error in 42 straight games May 23-July 11...had 15-game hitting streak August 19-September 5...joined Mark Loretta as the only two starting position players to play the entire season with the San Diego without going on the disabled list...led the Padres in triples (6) and ranked second in hits (148), multi-hit games, total bases, games (146), and at-bats (517)...led all NL third basemen in batting average (.286), becoming the first Padres third baseman to do so since Gary Sheffield batted .330 in 1992...his .966 fielding percentage established a new club record for third basemen.

**2002:** Made San Diego's Opening Day roster for first time in career...made major league debut April 2 at Arizona...struck out in first career plate appearance, but recorded first career hit in next at-bat, singling off Curt Schilling...had his first career RBI April 6 at San Francisco...hit first major league home run, a solo shot off Hideo Nomo, April 19 at Los Angeles-NL...placed on disabled list with sprained right shoulder May 30...went on rehab assignment; reinstated and optioned to Portland July 15...recalled by San Diego September 3...finished sixth among NL rookies in hits (52) and multi-hit games, and eighth in total bases...had surgery on right shoulder to repair fraying in the labrum and a five percent tear in the rotator cuff, performed by Dr. Heinz Hoenecke and Dr. Jan Fronek October 2.

**2001:** Spent entire season with Triple-A Portland (San Diego)after being named the Padres number one prospect and sixth best prospect in all of baseball by *Baseball America* entering the season...placed on 7-day disabled list April 26-May 23 after undergoing arthroscopic surgery to repair a torn meniscus in his left knee April 30, a procedure performed by Dr. Heinz Hoenecke and Dr. Jan Fronek...named to Triple-A All-Star team and All-Star Futures Game in Seattle...ranked 10th in the Pacific Coast League in batting(.322)...named number one prospect in the PCL, the league's top hitting prospect, and PCL Rookie of the Year...named to the PCL SportsTicker All-Prospect team.

**2000:** Spent season with Double-A Mobile (San Diego) after being named the Padres number one prospect by *Baseball America* entering the season...played in Double-A All-Star Game...played in All-Star Futures Game and was named MVP July 9 at Atlanta...led all Southern League third basemen in fielding percentage (.947)...named to Southern League Howe Sportsdata All-Prospect and All-Teen teams...named number five prospect in the Southern League by *Baseball America*.

**1999:** Started season with Single-A Fort Wayne (San Diego), entering the season as the Padres sixth best prospect, best hitter for average, and best defensive infielder by *Baseball America*...had 23-game hitting streak July 8-August 1...named to Midwest League All-Star team...transferred to Single-A Rancho Cucamonga August 31...led Midwest League with a .464 on-base percentage while his .359 batting average ranked second...named to Single-A All-Star team and number three prospect in the Midwest League by *Baseball America*, and Midwest League Howe Sportsdata All-Prospect team.

**PROFESSIONAL:** San Diego's first round pick (9th overall) in June 1998 First-Year Player Draft...signed by scout Tim McWilliam.

2012				BURROUGHS' GAME HIGHS				CAREER			
Hits: 1, 2x, last 4/24 vs. Bos.	HR: --			Hits: 4, 2x, last 4/20/04 at S.F.	HR: 1, 12x, last 8/23/11 at Was.			Hits: 4, 2x, last 4/20/04 at S.F.	HR: 1, 12x, last 8/23/11 at Was.		
RBI: 1, 4/18 at NY.	Hit Streak: 1, 2x, last 4/24			RBI: 3, 6x, last 9/12/04 at Col.	Hit Streak: 16, 5/19-6/6/04			RBI: 3, 6x, last 9/12/04 at Col.	Hit Streak: 16, 5/19-6/6/04		
Grand Slams: --	SB: --			Grand Slams: --	SB: 2, 9/5/03 vs. Hou.			Grand Slams: --	SB: 2, 9/5/03 vs. Hou.		

BURROUGHS' PLAYING RECORD																			
YEAR	CLUB	AVG	G	AB	R	H	2B	3B	HR	RBI	SH	SF	HB	BB	SO	SB	CS	E	OBP
1999	Ft. Wayne	.359	122	426	65	153	30	3	5	80	2	5	14	74	59	17	15	37	.464
	Rancho Cucamonga	.435	6	23	3	10	3	0	1	5	0	0	1	3	3	0	1	0	.519
2000	Mobile	.291	108	392	46	114	29	4	2	42	4	4	3	58	45	6	8	16	.383
2001	Portland	.322	104	394	60	127	28	1	9	55	4	0	4	37	54	9	2	10	.386
2002	Portland	.302	50	179	29	54	16	2	2	23	0	2	3	21	16	1	0	4	.380
	SAN DIEGO	.271	63	192	18	52	5	1	1	11	1	0	1	12	30	2	0	8	.317
2003	SAN DIEGO	.286	146	517	62	148	27	6	7	58	2	4	11	44	75	7	2	12	.352
2004	SAN DIEGO	.298	130	523	76	156	23	3	2	47	1	0	9	31	52	5	4	14	.348
2005	Portland	.290	32	124	21	36	8	0	3	14	0	0	5	9	15	0	0	4	.362
	SAN DIEGO	.250	93	284	20	71	7	2	1	17	3	1	5	24	41	4	0	8	.318
2006	Durham	.214	37	131	8	28	2	0	1	11	1	1	1	9	29	1	3	8	.268
	TAMPA BAY	.190	8	21	3	4	1	0	0	1	0	0	0	4	7	1	0	1	.320
2007	Tacoma	.167	4	12	2	2	1	0	0	0	0	0	1	3	3	0	0	1	.375
2008	DID NOT PLAY																		
2009	DID NOT PLAY																		
2010	DID NOT PLAY																		
2011	Reno	.412	102	34	19	42	11	2	2	25	1	0	0	7	8	0	2	2	.450
	ARIZONA	.273	110	78	8	30	4	0	1	8	1	1	0	3	15	1	0	1	.289
2012	Rochester	.271	67	221	23	60	14	0	1	18	1	0	2	16	25	2	0	2	.326
	MINNESOTA	.118	10	17	0	2	1	0	0	1	0	0	0	1	3	0	0	0	.167
Minor League Totals		.312	564	2004	276	626	142	12	26	273	13	12	34	237	257	36	31	86	.392
American League Totals		.158	18	38	3	6	2	0	0	2	0	0	0	5	10	1	0	1	.256
National League Totals		.281	510	1626	184	457	66	12	12	141	8	6	26	114	213	19	6	43	.337
Major League Totals		.278	528	1664	187	463	68	12	12	143	8	6	26	119	223	20	6	44	.335

BURROUGHS' DIVISION SERIES RECORD																			
YEAR	OPPONENT	AVG	G	AB	R	H	2B	3B	HR	RBI	SH	SF	HB	BB	SO	SB	CS	E	OBP
2005	St. Louis	.000	2	1	0	0	0	0	0	0	0	0	0	0	0	0	0	0	.000
2011	Milwaukee	.333	3	3	0	1	0	0	0	0	0	0	0	0	2	0	0	0	.333
Division Series Totals		.250	5	4	0	1	0	0	0	0	0	0	0	0	2	0	0	0	.250

BURROUGHS' FIELDING RECORD									
POSITION	PCT	G	PO	A	E	TC	DP	PB	
Third Base	.960	418	314	713	43	1070	82	—	
Second Base	.980	13	26	23	1	50	8	—	
First Base	1.000	1	4	0	0	4	1	—	
Shortstop	.000	1	0	0	0	0	0	—	
Pitcher	.000	1	0	0	0	0	0	—	
Totals	.961	434	344	736	44	1124	91	—	





# JARED BURTON

**RIGHT-HANDED PITCHER**

**61**

**HEIGHT/WEIGHT:** 6-5/225  
**BORN:** 6/2/81 in Westminster, SC  
**RESIDES:** Westminster, SC

**BATS/THROWS:** R/R  
**AGE:** 31

**ACQUIRED:** Signed as free agent, 11/14/11  
**M.L. SERVICE:** 5 years, 14 days  
**CONTRACT STATUS:** Signed thru 2012

**PERSONAL:** Levi Jared Burton...1999 graduate of West Oak High School in Westminster (SC)...attended Western Carolina University in Cullowhee, NC.

## 2012:

- Was an invite to spring training...made Twins Opening Day roster, his first on a major league Opening Day roster since 2009 (Cincinnati) and fourth time in career (also Cincinnati in 2008 & 2007).
- Made Twins debut April 7 at Baltimore, allowing two runs on two hits (both solo homers) in 1.0 inning.
- His 0.73 ERA (12.2 IP, 1 ER) in June was seventh lowest in all of baseball for the month (minimum of 10.0 IP).
- Retired 34 consecutive batters April 12-May 11 (11.1 IP).
- Walked one batter in 20-game span (20.0 IP) April 30-June 22.
- Posted 16-game scoreless appearance streak June 12-July 29.
- Won first game as Twin and 11th win of career with 1.1 scoreless innings June 20 at Pittsburgh.
- Recorded first career save with 1.0 scoreless inning June 24 at Cincinnati...earned second career save in next appearance (1.0 IP) June 25 vs. Chicago-AL.
- Appeared in 200th career game July 7 at Texas.
- His .189 opponent batting average was the eighth lowest in American League among relievers before All-Star break.
- Held opponents scoreless in 35 of 39 appearances June 12 through the end of the season, posting an ERA of 1.17 (38.1 IP, 5 ER) in that span.
- Charged with six runs allowed (1 earned) August 23 at Texas, marking most for a Twins reliever since Brian Bass allowed seven May 24, 2008 at Detroit.
- 54 of 64 appearances on the season were scoreless.
- Led club in holds (18), the most for a Twins reliever since Matt Guerrier had 23 in 2010.
- Allowed just one of 13 inherited runners to score (7.7%), second lowest percentage in AL and third lowest in baseball (minimum 50.0 IP).
- Was one of just four AL relievers and seven relievers in baseball with at least 50 appearances (64), an ERA under 2.20 (2.18), and a batting-average-against under .190 (.186); the others being Fernando Rodney (76 G, 0.60 ERA, .167 BAA), Ryan Cook (71 G, 2.09 ERA, .166 BAA), Jake McGee (69 G, 1.95 ERA, .168 BAA), Sergio Romo (69 G, 1.79 ERA, .185 BAA), Aroldis Chapman (68 G, 1.51 ERA, .141 BAA), and Craig Kimbrel (63 G, 1.01 ERA, .126 BAA).

**2011:** Started season with Cincinnati on 15-day disabled list with right shoulder inflammation (officially put on DL March 29)...transferred to 60-day disabled list April 18...had right shoulder surgery April 22...went on rehab assignment July 19-August 17, making three rehab starts for the AZL Reds, then seven rehab games for Triple-A Louisville...reinstated August 22, and officially transferred to Triple-A Louisville...eight of 11 appearances for the Bats were scoreless before being recalled September 1...made first appearance, allowing two runs in 0.2 inning September 1 vs. Philadelphia...did not allow a run in final five appearances (4.0 IP) with just three hits allowed in that time...outrighted off Cincinnati's roster October 31 and elected free agency.

**2010:** Started season with Triple-A Louisville (Cincinnati) and was placed on 7-day disabled list with thyroid dysfunction April 8-May 18...placed on disabled list again with strained left oblique August 10-31...recalled following International League playoffs September 13...made season debut with Cincinnati, tossing 1.0 scoreless inning of relief, September 16 vs. Arizona...retired all 10 batter faced, striking out one.

**2009:** Started season with Cincinnati and made 20 appearances before being optioned to Triple-A Louisville June 1 (when Edinson Volquez was reinstated from the disabled list)...never left the team and was recalled the next day when Volquez returned to disabled list...posted 2.19 ERA in nine more appearances for the Reds before being optioned to Louisville July 1...returned to Reds July 20 and made two more appearances before he went on disabled list with right shoulder fatigue July 26-August 9...posted 2.35 ERA in first 22 appearances after coming off the DL, including a 1.20 ERA in last 15 appearances of the season...didn't allow a run in 9.0 innings over last nine appearances, his longest scoreless streak of the season.

**2008:** Started season with Triple-A Louisville (Cincinnati)...posted 0.85 ERA (31.2 IP, 3 ER) in 27 appearances May 14-July 10...made first career plate appearance May 27 vs. Pittsburgh, striking out against Marino Salas...posted 2.23 ERA (48.1 IP, 12 ER) in first 43 appearances overall before being placed on 15-day disabled list with a strained right latissimus muscle July 19-September 1, missing 39 games...posted 7.84 ERA (10.1 IP, 9 ER) in 11 appearances after coming off DL...posted a career-high five-game winning streak April 20-September 8.

**2007:** Made Reds Opening Day roster for first time in career, and made major league debut April 4 vs. Chicago-NL...disabled with a strained left hamstring April 8-May 8...recorded first career strikeout, fanning Adrian Gonzalez, May 14 at San Diego...placed on 15-day disabled list with lower back spasms June 12-July 6...earned first career win in a 12-inning, 2-1 victory July 23 vs. Milwaukee...received votes for the NL

Rookie of the Month Award for August after going 2-0, 1.17 (15.1 IP, 2 ER) with 15 strikeouts in 16 games...posted 1.80 ERA (10.0 IP, 2 ER) in 10 September appearances and posted 1.37 ERA (26.1 IP, 4 ER) in final 27 appearances of season...ranked seventh in appearances (47) among National League rookie pitchers.

**2006:** Spent season with Double-A Midland and allowed only 71 hits in 74.0 innings...earned only save of the season May 20 vs Frisco...following the season, pitched for Phoenix in the Arizona Fall League, going 1-2-1 with 4.38 ERA in 10 games...selected by the Reds in major league phase of Rule 5 Draft in December.

**2005:** Spent the season with Single-A Stockton (Oakland)...ranked third in California League in saves (24) and fifth in appearances (52)...won California League's Rolands Relief Man Award.

**2004:** Split season between AZL Athletics (Oakland) and Single-A Modesto...placed on disabled list April 8 and missed first half of season recovering from August 2003 right shoulder surgery...reinstated July 21.

**2003:** Spent second professional season with Single-A Kane County (Oakland)...placed on 7-day disabled list June 7-September 16, missing final three months of the season with a right shoulder injury leading to surgery in August.

**2002:** Signed first professional contract June 12...spent first season with Single-A Vancouver (Oakland) in Northwest League.

**PROFESSIONAL:** Oakland Athletics 8th round pick in June 2002 First-Year Player Draft...signed by scout Kelly Heath.

2012				BURTON'S GAME HIGHS				CAREER			
IP: 1.1, 5x, last 7/6 at Tex.				Walks: 2, 2x, last 8/23 at Tex.				IP: 2.1, 7/21/09 at LAD.			
SO: 3, 2x, last 6/6 at K.C.				CG: - -				Walks: 3, 6/7/09 vs. CHC.			
Win-Streak: 2, 9/23-28				Low-Hit: - -				CG: - -			
								Win-Streak: 6, 4/20/08-9/16/09			
								Low-Hit: - -			


BURTON'S PITCHING RECORD																				
YEAR	CLUB	W-L	ERA	G	GS	CG	SH	SV	IP	H	R	ER	HR	HB	BB	SO	WP	BK	BAA	
2002	Vancouver	0- 4	3.58	13	5	0	0	1	37.2	32	22	15	0	2	14	38	2	1	.221	
2003	Kane County	2- 1	2.27	15	2	0	0	1	31.2	19	9	8	2	2	7	33	4	0	.174	
2004	AZL Athletics	1- 0	4.15	5	5	0	0	0	21.2	21	12	10	2	2	4	15	2	0	.247	
	Modesto	3- 2	4.78	10	3	0	0	0	32.0	34	19	17	6	1	20	25	4	0	.270	
2005	Stockton	4- 4	2.60	52	0	0	0	24	55.1	44	21	16	2	4	20	67	8	1	.212	
2006	Midland	6- 5	4.14	53	0	0	0	1	74.0	71	36	34	7	3	27	66	9	0	.255	
2007	Chattanooga	0- 1	11.81	4	0	0	0	0	5.1	10	7	7	0	0	5	3	1	0	.400	
	Louisville	1- 0	0.64	10	0	0	0	1	14.0	11	1	1	0	1	4	13	1	0	.224	
	CINCINNATI	4- 2	2.51	47	0	0	0	0	43.0	28	15	12	2	2	22	36	3	1	.187	
2008	Louisville	0- 0	4.50	2	1	0	0	0	2.0	1	1	1	0	0	2	1	1	0	.167	
	CINCINNATI	5- 1	3.22	54	0	0	0	0	58.2	56	24	21	6	2	25	58	2	1	.249	
2009	Dayton	1- 0	0.00	1	0	0	0	0	1.0	1	0	0	0	0	0	3	0	0	.250	
	Louisville	3- 0	0.82	10	0	0	0	0	11.0	8	1	1	0	0	3	10	0	0	.195	
	CINCINNATI	1- 0	4.40	53	0	0	0	0	59.1	61	30	29	5	4	23	45	2	0	.261	
2010	Louisville	3- 2	2.61	33	0	0	0	4	38.0	29	14	11	4	1	16	34	1	0	.204	
	CINCINNATI	0- 0	0.00	4	0	0	0	0	3.1	0	0	0	0	0	0	1	0	0	.000	
2011	AZL Reds	0- 1	9.00	3	3	0	0	0	4.0	7	5	4	1	0	0	6	0	0	.389	
	Louisville	2- 0	4.15	11	0	0	0	0	13.0	12	6	6	1	3	5	11	0	0	.250	
	CINCINNATI	0- 0	3.86	6	0	0	0	0	4.2	6	2	2	1	0	3	3	0	0	.316	
2012	MINNESOTA	3- 2	2.18	64	0	0	0	5	62.0	41	21	15	5	5	16	55	0	0	.186	
Minor League Totals		26-20	3.46	222	19	0	0	32	340.2	300	154	131	25	19	127	325	33	2	.234	
American League Totals		3- 2	2.18	64	0	0	0	5	62.0	41	21	15	5	5	16	55	0	0	.186	
National League Totals		10- 3	3.41	164	0	0	0	0	169.0	151	71	64	14	8	73	143	7	2	.237	
Major League Totals		13- 5	3.08	228	0	0	0	5	231.0	192	92	79	19	13	89	198	7	2	.224	

BURTON'S FIELDING RECORD									
POSITION	PCT	G	PO	A	E	TC	DP	PB	
Pitcher	.898	228	14	30	5	49	0	—	

BURTON'S BATTING RECORD													
BATTING	AVG	AB	R	H	2B	3B	HR	RBI	SH	SF	HB	BB	SO
Career	.000	2	0	0	0	0	0	0	0	0	0	0	2

# BURTON'S DAY-BY-DAY

Date	Opp.	Score	Dec.	IP	H	R	ER	HR	BB	SO	Left Game or IR/IRS
4/7	@Bal	2-8	ND	1.0	2	2	2	2	0	1	0/0
4/9	LAA	1-5	ND	0.1	0	0	0	0	0	0	1/0
4/12	LAA	10-9	ND	0.1	1	1	1	0	0	0	0/0
4/13	Tex	1-4	ND	1.0	0	0	0	0	0	1	0/0
4/15	Tex	3-4	ND	1.0	0	0	0	0	0	2	0/0
4/18	@NYY	6-5	ND	1.1	0	0	0	0	0	2	2/0
4/20	@TB	5-4	ND	1.0	0	0	0	0	1	1	0/0
4/23	Bos	5-6	ND	1.0	0	0	0	0	0	1	1/0
4/25	Bos	6-7	ND	1.0	0	0	0	0	0	1	0/0
4/29	KC	7-4	ND	1.0	0	0	0	0	1	0	0/0
4/30	@LAA	3-4	ND	1.0	0	0	0	0	0	0	0/0
APRIL TOTALS			0-0	10.0	3	3	3	2	2	9	2.70 ERA
5/6	@Sea	2-5	ND	1.0	0	0	0	0	0	2	0/0
5/8	LAA	5-0	ND	1.0	0	0	0	0	0	1	0/0
5/11	Tor	7-6	ND	1.0	0	0	0	0	0	1	0/0
5/13	Tor	4-3	ND	0.1	4	3	3	0	0	0	0/0
5/16	@Det	11-7	ND	1.1	0	0	0	0	0	1	2/0
5/19	@Mil	5-4	ND	1.0	2	2	2	1	0	2	0/0
5/24	@CWS	8-11	ND	1.0	2	1	1	1	0	0	0/0
5/26	Det	3-6	ND	1.0	1	0	0	0	0	1	0/0
5/27	Det	3-4	ND	1.0	2	0	0	0	0	0	0/0
5/29	Oak	3-2	ND	1.0	1	0	0	0	1	1	1/1
MAY TOTALS			0-0	9.2	12	6	6	2	1	9	5.59 ERA
6/2	@Cle	7-4	ND	0.2	0	0	0	0	0	2	0/0
6/4	@KC	10-7	ND	1.0	0	0	0	0	0	3	0/0
6/6	@KC	4-2	ND	1.1	0	0	0	0	0	3	0/0
6/10	ChC	2-8	ND	1.0	2	2	1	0	0	1	0/0
6/12	Phi	11-7	ND	1.0	2	0	0	0	0	0	0/0
6/15	Mil	3-5	ND	1.0	1	0	0	0	0	1	0/0
6/17	Mil	5-4	ND	1.0	1	0	0	0	0	0	0/0
6/20	@Pit	2-1	W	1.1	1	0	0	0	0	1	2/0
6/22	@Cin	5-4	ND	1.0	0	0	0	0	0	0	0/0
6/24	@Cin	4-3	SV	1.0	0	0	0	0	2	0	0/0
6/25	CWS	4-1	SV	1.0	0	0	0	0	1	0	0/0
6/30	KC	5-1	ND	1.0	1	0	0	0	0	0	0/0
JUNE TOTALS			1-0/2 SV	12.1	8	2	1	0	3	11	0.73 ERA
7/1	KC	10-8	ND	1.0	1	0	0	0	1	2	0/0
7/6	@Tex	5-1	ND	1.1	0	0	0	0	1	1	2/0
7/7	@Tex	3-4	ND	1.0	0	0	0	0	0	2	0/0
PRE-ASG TOTALS			1-0/2 SV	35.1	24	11	10	4	8	34	2.55 ERA
7/15	Oak	4-9	ND	1.0	2	0	0	0	1	0	0/0
7/17	Bal	6-4	SV	1.0	0	0	0	0	1	1	1/0
7/20	@KC	2-1	ND	1.0	1	0	0	0	0	0	0/0
7/25	@CWS	2-8	ND	1.0	1	0	0	0	0	1	0/0
7/29	Cle	5-1	ND	1.0	1	0	0	0	0	0	0/0
7/30	CWS	7-6	ND	1.0	1	1	1	0	0	0	0/0
JULY TOTALS			0-0/1 SV	9.1	7	1	1	0	4	7	0.96 ERA
8/1	CWS	2-3	ND	0.2	0	0	0	0	0	0	1/0
8/3	@Bos	6-5	SV	1.0	0	0	0	0	0	1	0/0
8/4	@Bos	4-6	SV	1.0	0	0	0	0	0	0	0/0
8/11	TB	2-4	ND	1.0	0	0	0	0	0	1	0/0
8/12	TB	3-7	ND	1.0	1	0	0	0	0	2	0/0
8/18	@Sea	2-3	ND	1.0	1	0	0	0	0	1	0/0
8/23	@Tex	6-10	L	0.2	3	6	1	0	2	1	0/0
8/26	@Tex	6-5	ND	1.0	0	0	0	0	0	0	0/0
8/30	Sea	4-5	ND	1.0	1	0	0	0	0	1	0/0
AUGUST TOTALS			0-1/2 SV	8.1	6	6	1	0	2	7	1.08 ERA
9/1	@KC	3-1	ND	1.0	0	0	0	0	1	0	2/0
9/5	@CWS	2-6	ND	1.0	0	0	0	0	0	0	0/0
9/8	Cle	3-0	ND	1.0	0	0	0	0	0	1	0/0
9/9	Cle	8-7	ND	0.2	1	1	1	0	1	1	0/0
9/13	KC	4-3	ND	1.0	0	0	0	0	0	2	0/0
9/16	CWS	2-9	ND	1.0	1	0	0	0	0	1	0/0
9/18	@Cle	6-5	ND	1.0	0	0	0	0	0	0	0/0
9/20	@Cle	3-4	ND	1.0	0	0	0	0	0	1	0/0
9/23	@Det	2-1	W	1.0	0	0	0	0	0	1	0/0
9/25	NYY	5-4	ND	1.0	0	0	0	0	1	1	0/0
9/28	Det	4-2	W	0.2	0	0	0	0	0	1	0/0
9/30	Det	1-2	L	1.0	2	2	2	1	0	1	0/0
SEPTEMBER TOTALS			2-1	11.1	4	3	3	1	3	10	2.38 ERA
10/1	@Tor	5-6	ND	1.0	1	0	0	0	1	2	0/0
OCTOBER TOTALS			0-0	1.0	1	0	0	0	1	2	0.00 ERA
POST-ASG TOTALS			2-2/ 3 SV	26.2	17	10	5	1	8	21	1.69 ERA
SEASON TOTALS			3-5/5 SV	62.0	41	21	15	5	16	55	2.18 ERA



# DREW BUTERA

CATCHER

41

HEIGHT/WEIGHT: 6-1/201  
BORN: 8/9/83 in Evansville, IL  
RESIDES: Lake Mary, FL

BATS/THROWS: R/R  
AGE: 29

ACQUIRED: Trade with New York (NL), 7/30/07  
M.L. SERVICE: 2 years, 156 days  
CONTRACT STATUS: Signed thru 2012

**PERSONAL:** Andrew Edward Butera (pronounced byoo-TAIR-uh)...2002 graduate of Bishop Moore (FL) High School, where he played baseball and golf...attended University of Central Florida...was a semifinalist for the Johnny Bench Award in 2005, given to the nation's top collegiate catcher, but was beat out by USC's Jeff Clement...batted .325 (67-for-206) with 13 doubles, five home runs, and 41 RBI in 60 games in senior season in 2005...father Sal, who is now a major league scout for Toronto, played in major leagues from 1980-88, including with the Twins from 1980-82 and 1987.

## 2012:

- Started season with Triple-A Rochester and went 2-for-4 with a double, a home run, and three RBI in first game April 5 at Syracuse.
- Batted .279 (12-for-43) with three doubles, one home run, five RBI, and six runs scored in 15 games for Red Wings before being recalled by Twins May 1.
- Tied career-high with three hits, going 3-for-4 with a double, May 17 at Detroit.
- Doubled in three straight games May 16-19.
- Tossed 1.0 scoreless inning of relief, with one walk and one strikeout May 20 at Milwaukee; according to Elias, his father, Sal Butera, pitched 1.0 scoreless inning for Montreal in 1985 and for Cincinnati in 1986, they became first father-son position players to pitch in a Major League game...sixth different position player to pitch for Twins, first since Michael Cuddyer (July 25, 2011 at Texas).
- Hit first home run of season, a three-run shot, July 1 vs. Kansas City; the three RBI tied a career-high.

**2011:** Made Twins Opening Day roster for second time in career (also in 2010)...set career-high with three RBI April 18 at Baltimore...matched that with three RBI September 24 at Cleveland...set career-high with five-game hitting streak May 29-June 6...hit first home run of season, a two-run shot off Rick Porcello, June 1 at Detroit...batted .391 (9-for-23) with four doubles, one home run, six RBI, and six runs scored in eight-game stretch May 29-June 10...had game-winning walk-off single June 19 vs. San Diego...led all Twins catchers in games caught with 93 (75 starts), which ranked 11th in American League...his caught-stealing percentage of 29.4% (20 caught stealing of 68 attempts) ranked as third best in American League and fifth best in baseball...caught 20 runners attempting to steal, which was ninth most in American League.

**2010:** Made Twins Opening Day roster as the club's back-up catcher, and spent the full season with the big league club...made major league debut, starting at catcher and batting ninth, April 9 at Chicago-AL...singled off Mitch Talbot for first career hit April 22 vs. Cleveland...recorded first major league RBI with two-run single off Kevin Millwood May 8 vs. Baltimore...hit first major league home run, a 10th inning pinch-hit solo homer off Chad Durbin June 19 at Philadelphia...Twins pitchers posted ERA of 3.66 (64.0 IP, 26 ER) with 66 strikeouts and opponent batting average of .215 (49-for-228) during that span...caught Carl Pavano's starts from July 11-September 10, and helped the right-hander go 7-5, 3.31 ERA (87.0 IP, 32 ER) with four complete games (1 shutout) in 12 starts...threw out 14 of 35 runners attempting to steal for a 40% caught stealing percentage, the best of any rookie catcher in baseball (minimum of 350.0 innings caught)...tied for 13th on all-time list for highest caught stealing percentage for a rookie catcher (40.0%) and ninth all-time for an AL catcher...it was best ever caught stealing percentage for a Twins rookie catcher...his 394.2 innings caught were 10th most by a Twins rookie catcher in club history...the 14 runners caught stealing were sixth most for a Twins rookie catcher...caught five of the Twins nine complete games, and one of the Twins three shutouts.

**2009:** Spent entire season at Triple-A Rochester...hit first Triple-A home run June 24 vs. Columbus...went 3-for-4 with two doubles August 10 at Buffalo...finished second in International League in caught stealing percentage, throwing out 40 of 96 (41.7%) base-stealers...tied for league lead in passed balls with 14...ranked top defensive catcher in International League by *Baseball America*.

**2008:** Spent entire season at Double-A New Britain...scored season-high three runs in a 3-for-5 effort April 12 at Portland...had season-high four-hit game June 18 at Portland (2 doubles, 2 runs scored)...hit .462 (30-for-65) over 21 games in June...recorded 11 multi-hit games, including four games with three-or-more hits...appeared in 96 games, including 92 as Rock Cats catcher...ranked top defensive catcher in Eastern League by *Baseball America*.

**2007:** Began season at Single-A St. Lucie (New York-NL)...had four consecutive two-hit games, going 8-for-19 (.421) May 29-June 3...homered in consecutive games May 30-31...promoted to Double-A Binghamton June 22...hit safely in eight of nine games June 27-July 7...acquired by Minnesota along with Dustin Martin, in exchange for second baseman Luis Castillo, July 30...assigned to Double-A New Britain and had season-high six-game hit-streak, going 7-for-20 (.350) August 5-20...tied season-high three hits August 29 at Binghamton.

**2006:** Spent entire season at Single-A Hagerstown (New York-NL)...had season-high five-game hit-streak May 23-29...went 5-for-5 with a home run and three RBI June 10 at Delmarva...batted .286 (16-for-56) with three doubles, two home runs, and 11 RBI in June...tied season-high three RBI July 7 vs. Lake County.

**2005:** Spent entire season at Rookie Brooklyn (New York-NL)...hit only home run of season June 25 vs. Aberdeen...had season-high five-game hit-streak August 15-19...tied season-high three RBI August 26 at Staten Island...hit safely in six of seven games, going 9-for-27 (.333), August 30-September 5...had season-high three hits September 1 vs. Staten Island...threw out 29 of 62 (46.8%) runners attempting to steal.

**PROFESSIONAL:** Originally drafted in 48th round of 2002 First-Year Player Draft by Toronto Blue Jays, but did not sign...New York Mets 5th round pick in June 2005 First-Year Player Draft...signed by scout John Bunnell.



2012

Hits: 3, 5/17 at Det.  
RBI: 3, 8/1 vs. K.C.  
Hit-Streak: 4, 6/20-7/6

HR: 1, 7/1 vs. K.C.  
Grand Slams: - -  
SB: - -

## BUTERA'S GAME HIGHS

Hits: 3, 2x, last 5/17/12 at Det.  
RBI: 3, 3x, last 8/1/12 vs. K.C.  
Hit-Streak: 5, 5/29-6/6/11

CAREER

HR: 1, 5x, last 7/1/12 vs. K.C.  
Grand Slams: - -  
SB: - -

## BUTERA'S PLAYING RECORD

YEAR	CLUB	AVG	G	AB	R	H	2B	3B	HR	RBI	SH	SF	HB	BB	SO	SB	CS	E	OBP
2005	Brooklyn	.217	55	175	13	38	9	1	1	23	1	4	2	22	33	1	0	12	.305
2006	Hagerstown	.186	95	295	24	55	13	0	5	38	5	6	7	42	72	1	0	9	.297
2007	St. Lucie	.258	52	182	22	47	14	0	5	22	0	2	2	24	28	0	1	4	.348
	Binghamton	.188	30	117	7	22	2	0	1	4	1	0	1	2	22	0	0	5	.208
	New Britain	.260	17	50	3	13	3	1	0	3	1	0	0	5	5	0	0	2	.327
2008	New Britain	.219	96	302	39	66	18	1	7	39	4	4	6	35	55	0	1	6	.308
2009	Rochester	.211	99	298	23	63	16	1	2	25	8	3	2	22	49	0	1	7	.268
2010	MINNESOTA	.197	49	142	12	28	6	1	2	13	3	2	4	4	25	0	0	5	.237
2011	MINNESOTA	.167	93	234	19	39	9	1	2	23	6	1	2	11	42	0	0	5	.210
2012	Rochester	.279	15	43	6	12	3	0	1	5	1	1	0	3	9	0	0	1	.319
	MINNESOTA	.198	42	111	7	22	6	0	1	5	0	0	2	9	26	0	0	1	.270
Minor League Totals		.216	459	1462	137	316	78	4	22	159	21	20	20	155	273	2	3	46	.296
Major League Totals		.183	184	487	38	89	21	2	5	41	9	3	8	24	93	0	0	11	.232

## BUTERA'S FIELDING RECORD

POSITION	PCT	G	PO	A	E	TC	DP	PB
Catcher	.990	181	961	79	11	1051	8	15
Pitcher	—	1	0	0	0	0	0	—

## BUTERA'S DAY-BY-DAY

Date	Opp.	Score	Dec.	IP	H	R	ER	HR	BB	SO	Left Game or IR/RS
5/20	@Mil	4-16	ND	1.0	0	0	0	0	1	1	0/0
MAY TOTALS				0-0	1.0	0	0	0	1	1	0.00 ERA
PRE-ASG TOTALS				0-0	1.0	0	0	0	1	1	0.00 ERA
SEASON TOTALS				0-0	1.0	0	0	0	1	1	0.00 ERA

## TWINS POSITION PLAYERS WHO HAVE PITCHED

PLAYER	DATE	OPP	IP	R	ER
Julio Becquer	9-10-61	at KC	1.1	3	3
Cesar Tovar *	9-22-68	Oak.	1.0	0	0
Dan Gladden	6-27-88	at Cal.	1.0	0	0
Dan Gladden	5-7-89	at Cle.	1.0	1	1
John Moses	6-24-89	at Bos.	1.0	0	0
John Moses	5-19-90	at Bos.	1.0	1	1
John Moses	7-31-90	Cal.	1.0	2	2
Michael Cuddyer	7-25-11	at Tex.	1.0	0	0
Drew Butera	5-20-12	at Mil.	1.0	0	0

\* - started game



# MATT CAPPS

RIGHT-HANDED PITCHER

55

HEIGHT/WEIGHT: 6-2/260

BORN: 9/3/83 in Douglasville, GA

RESIDES: Douglasville, GA

ACQUIRED: Trade with Washington, 7/29/10

M.L. SERVICE: 7 years, 17 days

CONTRACT STATUS: Signed thru 2012

BATS/THROWS: R/R

AGE: 29

**PERSONAL:** Matthew Dicus Capps...wife Jennifer (Martin)...son Maxwell (2/8/12)...2002 graduate of Alexander (GA) High School...lettered in four sports -- baseball, basketball, football, and cross country...prior to signing with Pittsburgh, he signed a Letter of Intent to play baseball at LSU...played for Team Georgia and won Sun Belt Classic (played in Oklahoma) along with major leaguers Brian McCann and Jeff Francoeur in 2001.

## 2012:

- Made Twins Opening Day roster for second straight year as club's closer, and converted first save opportunity with 1.0 scoreless inning, April 11 vs. Los Angeles-AL.
- Did not walk a batter in first seven appearances (7.0 IP) April 9-23.
- Converted first nine save opportunities April 11-May 19.
- Blew first save, allowing two runs in 1.0 inning, May 27 vs. Detroit...at the time of first blown save, he was one of just three relievers (minimum of 9 saves) yet to blow a save in the majors.
- Converted five consecutive saves opportunities May 28-June 6.
- Earned 45th save as Twin June 6 at Kansas City, passing LaTroy Hawkins and moving into 10th place on Twins all-time saves list.
- Earned first win of season with 1.0 scoreless inning June 8 vs. Chicago-AL.
- Placed on 15-day disabled list with right shoulder inflammation June 25...went on rehab assignment July 9-13, appearing in two games (2.0 IP) for Single-A Ft. Myers; reinstated, July 13.
- Made two appearances before being placed back on the 15-day disabled list with right rotator cuff irritation July 17; reinstated September 24.

**2011:** Earned first victory in third appearance, tossing 2.0 shutout innings with no hits and no walks May 5 at New York-AL...moved into closer's role in mid-April to replace Joe Nathan, and converted five straight save opportunities April 17-May 4...earned five-out save with 1.2 scoreless innings May 4 at Chicago-AL...blew consecutive save opportunities May 21 at Arizona and May 23 vs. Seattle...did not walk a batter in first 16 appearances (18.1 IP) April 2-May 14...walked just one batter in first 23 appearances (26.0 IP) April 2-June 5...posted 0.90 ERA (10.0 IP, 1 ER) in 10 games in June, and 6.17 ERA (11.2 IP, 8 ER) in 14 games in July...posted 3.24 ERA (25.0 IP, 9 ER) in final 30 appearances July 19-September 27, walking just seven batters and allowing two home runs in that span...did not walk a batter in 59 of his 69 appearances, and walked multiple batters on just three occasions...his 69 appearances were most on Twins staff, and tied for seventh most in American League.

**2010:** Started season with Washington Nationals after signing as a free agent January 8...earned first save with the Nationals April 8 vs. Philadelphia...converted first 16 saves before suffering first blown save May 23 vs. Baltimore...won three consecutive appearances July 1-6, beating the New York-NL (twice) and San Diego...named to National League All-Star team (first career), and retired only batter he faced (David Ortiz), in earning the win for the NL, becoming the NL's first All-Star winning pitcher since John Smoltz in 1996...acquired by Twins along with cash in exchange for catcher Wilson Ramos and pitcher Joe Testa July 29...ranked fourth in National League with 26 saves at the time of the trade...35 of 47 appearances with Nationals were scoreless...converted first save for Minnesota with a scoreless ninth inning July 30 vs. Seattle...suffered first blown save with Twins, allowing one run on two hits in the ninth inning, August 4 at Tampa Bay...earned first win with Twins, striking out three of five batters faced August 5 at Tampa Bay...earned 15th save with the Twins September 21 vs. Cleveland after recording 26 saves with the Nationals...according to the Elias Sports Bureau, he became just the third pitcher to record 15-or-more saves for two different clubs in the same season, joining Jeff Shaw in 1998 (Cincinnati and Los Angeles-NL) and Bob Wickman in 2006 (Cleveland and Atlanta)...converted 12 consecutive saves August 18-September 29...gave up just one home run while with Minnesota (Alexei Ramirez, Chicago-AL, August 17)...finished with career-high 42 saves between Nationals and Twins, and the highest save percentage (87.5%) of career...his 74 games were most since he had 76 with Pittsburgh in 2007...his 59 strikeouts were also his best since 2007 when he had 64...was one of four major league pitchers with 70-or-more games and 40-or-more saves (Francisco Cordero, Cincinnati; Neftali Feliz, Texas; and Brian Wilson, San Francisco)...was one of just 27 different pitchers in baseball history to pitch in 70-plus games, collect 40-plus saves, and post a saves percentage of 87.0%-or-higher in a single season.

**2009:** Recorded career-high 27 saves in final season with Pittsburgh...earned save on Opening Day April 6 at St. Louis...ranked 10th in National League in saves...successfully converted 27 of 32 save opportunities...went 15-for-15 in save opportunities May 16-July 31...issued just 14 unintentional walks, the seventh fewest in the majors among 28 closers to record 20-plus saves.

**2008:** Started season with Pittsburgh and earned 21 saves, converting first 15 save opportunities of season before suffering first blown save June 10 vs. Washington...placed on disabled list July 2 with right shoulder bursitis; reinstated August 23...converted all four save opportunities with a 2.70 ERA in 12 appearances in his return from disabled list...earned 20th save September 20 vs. Houston...walked just three batters in final 48 appearances (53.0 IP), since issuing two walks on Opening Day March 31 vs. Atlanta.

**2007:** Spent second full season at the major league level with the Pirates...had first major league hit, an infield single, April 8 at Cincinnati off Todd Coffey...ejected for first time in career, and later suspended for four games for hitting Prince Fielder with a pitch May 3 at Milwaukee (suspension later reduced to 3 games)...earned saves in both games of doubleheader August 28 vs. Cincinnati, the first Pirates pitcher to accomplish that since Kent Tekulve July 22, 1979 vs. Atlanta...named Pirates closer June 1, and converted 18 of 20 save opportunities...ranked fifth among NL relievers with 2.28 ERA (minimum 70.0 IP)...held right-handed batters to batting average of .181...issued just six unintentional walks all season.

**2006:** Made Pirates Opening Day roster for first time in career...earned first major league victory May 12 vs. Florida...earned first save, retiring the side in-order in the ninth inning, July 17 vs. Colorado...walked in his first career plate appearance May 29 vs. Milwaukee...led all MLB rookies and ranked second in the National League with 85 appearances, setting a Pirates rookie record...finished season 9-1, winning final eight decisions...ranked as Pittsburgh's 10th best prospect by *Baseball America*.

**2005:** Started season with Single-A Hickory (Pittsburgh)...shifted to bullpen and combined to go 3-6 with 21 saves and 2.44 ERA in 52 combined relief appearances with Hickory and Double-A Altoona...14 of 21 saves came with Hickory...promoted to Altoona August 1...pitched in postseason with Altoona and Triple-A Indianapolis before having contract selected by Pirates September 16...made major league debut in first game of a doubleheader, allowing one run in 1.0 inning with a strikeout (Austin Kearns) September 16 vs. Cincinnati.

**2004:** Combined to go 5-8 with 6.31 ERA in 23 games (19 starts) for Single-A Hickory and Single-A Williamsport...transferred from Hickory to Williamsport June 18.

**2003:** Spent majority of season with GCL Pirates...made 10 starts and posted 1.87 ERA in those games...was named to GCL All-Star team...won final four decisions with GCL.

**2002:** Spent first professional season with GCL Pirates...posted 0.69 ERA in seven appearances...was winner in professional debut July 23 vs. GCL Orioles...earned first professional save August 12 vs. GCL Red Sox, tossing 3.0 innings.

**PROFESSIONAL:** Drafted by Pittsburgh in the 7th round of the 2002 First-Year Player Draft...signed by scout Jack Powell.

2012		CAPPS' GAME HIGHS		CAREER	
IP: 1.0, 29x, last 9/24 vs. NYF.	Walks: 2, 5/28 vs. Oak.	IP: 3.0, 5/24/08 vs. CHC.	Walks: 2, 14x, last 5/28/12 vs. Oak.		
SO: 2, 2x, last 6/2 at Cle.	CG: - -	SO: 4, 2x, last 4/24/10 vs. LAD.	CG: - -		
Win-Streak: 1, 6/8	Low-Hit: - -	Win-Streak: 10, 6/11/06-4/30/07	Low-Hit: - -		

CAPPS' PITCHING RECORD																				
YEAR	CLUB	W-L	ERA	G	GS	CG	SH	SV	IP	H	R	ER	HR	HB	BB	SO	WP	BK	BAA	
2002	GCL Pirates	1- 0	0.69	7	0	0	0	1	13.0	13	2	1	0	1	6	8	1	0	.271	
2003	GCL Pirates	5- 1	1.87	10	10	1	0	0	62.2	40	16	13	1	5	9	54	1	0	.178	
	Lynchburg	0- 0	5.40	1	1	0	0	0	5.0	3	3	3	0	0	4	5	0	0	.167	
2004	Williamsport	3- 5	4.85	11	11	0	0	0	65.0	84	43	35	7	2	4	33	1	0	.312	
	Hickory	2- 3	10.07	12	8	0	0	0	42.0	82	55	47	8	5	16	27	0	0	.400	
2005	Hickory	3- 4	2.52	35	0	0	0	14	53.2	47	15	15	0	2	5	39	2	0	.239	
	Altoona	0- 2	2.70	17	0	0	0	7	20.0	21	8	6	2	0	1	26	0	1	.250	
	PITTSBURGH	0- 0	4.50	4	0	0	0	0	4.0	5	2	2	0	1	0	3	0	0	.333	
2006	PITTSBURGH	9- 1	3.79	85	0	0	0	1	80.2	81	37	34	12	3	12	56	4	0	.266	
2007	PITTSBURGH	4- 7	2.28	76	0	0	0	18	79.0	64	22	20	5	3	16	64	1	0	.220	
2008	PITTSBURGH	2- 3	3.02	49	0	0	0	21	53.2	47	20	18	5	2	5	39	0	0	.234	
	GCL Pirates	0- 0	0.00	2	2	0	0	0	2.0	2	1	0	0	0	0	2	0	0	.222	
	Altoona	0- 0	0.00	3	0	0	0	0	3.0	0	0	0	0	0	1	5	0	0	.000	
	Indianapolis	0- 0	0.00	1	0	0	0	0	1.2	0	0	0	0	0	3	1	0	0	.000	
2009	PITTSBURGH	4- 8	5.80	57	0	0	0	27	54.1	73	36	35	10	3	17	46	0	0	.324	
2010	WASHINGTON	3- 3	2.74	47	0	0	0	26	46.0	51	20	14	5	0	9	38	0	0	.274	
	MINNESOTA	2- 0	2.00	27	0	0	0	16	27.0	24	7	6	1	0	8	21	1	0	.247	
2011	MINNESOTA	4- 7	4.25	69	0	0	0	15	65.2	66	31	31	10	4	13	34	1	0	.262	
2012	MINNESOTA	1- 4	3.68	30	0	0	0	14	29.1	28	13	12	5	0	4	18	3	0	.241	
Minor League Totals		14-15	4.03	99	32	1	0	22	268.0	292	143	120	18	15	49	200	5	1	.273	
American League Totals		7- 11	3.61	126	0	0	0	45	122.0	118	51	49	16	4	25	73	5	0	.254	
National League Totals		22-22	3.48	318	0	0	0	93	317.2	321	137	123	37	12	59	246	5	0	.263	
Major League Totals		29-33	3.52	444	0	0	0	138	439.2	439	188	172	53	16	84	319	10	0	.260	

CAPPS' FIELDING RECORD										
POSITION	PCT	G	PO	A	E	TC	DP	PB		
Pitcher	.957	444	18	49	3	70	2	—		

CAPPS' BATTING RECORD																
BATTING	AVG	AB	R	H	2B	3B	HR	RBI	SH	SF	HB	BB	SO	SB	CS	OBP
Career	.200	5	1	1	0	0	0	0	0	0	0	1	3	0	0	.533

CAPPS' ALL-STAR GAME RECORD																			
YEAR	HOST	W-L	ERA	G	GS	CG	SH	SV	IP	H	R	ER	HR	HB	BB	SO	WP	BK	BAA
2010	Los Angeles-AL	1-0	0.00	1	0	0	0	0	0.1	0	0	0	0	0	0	1	0	0	.000

CAPPS' DIVISION SERIES RECORD																			
YEAR	OPPONENT	W-L	ERA	G	GS	CG	SH	SV	IP	H	R	ER	HR	HB	BB	SO	WP	BK	BAA
2010	New York-AL	0- 0	9.00	1	0	0	0	0	1.0	2	1	1	0	0	0	0	0	0	.400

CAPPS' DAY-BY-DAY												
Date	Opp.	Score	Dec.	IP	H	R	ER	HR	BB	SO	Left Game or IR/IRS	
4/9	LAA	1-5	ND	1.0	0	0	0	0	0	1	0/0	
4/11	LAA	6-5	SV	1.0	1	0	0	0	0	0	0/0	
4/12	LAA	10-9	SV	1.0	3	2	2	0	0	0	0/0	
4/16	@NYY	7-3	ND	1.0	1	0	0	0	0	0	0/0	
4/18	@NYY	6-5	SV	1.0	1	1	1	1	0	1	0/0	
4/20	@TB	5-4	SV	1.0	0	0	0	0	0	0	0/0	
4/23	Bos	5-6	L	1.0	1	1	1	1	0	0	0/0	
4/29	KC	7-4	ND	1.0	2	1	1	0	1	1	0/0	
APRIL TOTALS				0-1/4 SV	8.0	9	5	5	2	1	3	5.63 ERA
5/2	@LAA	0-9	ND	1.0	0	0	0	0	0	0	0/0	
5/4	@Sea	3-2	SV	1.0	0	0	0	0	0	2	0/0	
5/8	LAA	5-0	ND	1.0	0	0	0	0	0	1	0/0	
5/11	Tor	7-6	SV	1.0	1	0	0	0	0	0	0/0	
5/13	Tor	4-3	SV	1.0	1	0	0	0	0	1	0/0	
5/14	Cle	4-5	L	1.0	2	1	1	0	0	0	0/0	
5/17	@Det	4-3	SV	1.0	0	0	0	0	0	1	0/0	
5/19	@Mil	5-4	SV	1.0	0	0	0	0	0	1	0/0	
5/25	Det	6-10	ND	1.0	2	0	0	0	0	0	0/0	
5/27	Det	3-4	L	1.0	2	2	2	1	0	0	0/0	
5/28	Oak	5-4	SV	1.0	0	0	0	0	2	1	0/0	
MAY TOTALS				0-2/6 SV	11.0	8	3	3	1	2	7	2.45 ERA
6/2	@Cle	7-4	SV	1.0	1	0	0	0	0	2	0/0	
6/3	@Cle	6-3	SV	1.0	1	0	0	0	0	0	0/0	
6/4	@KC	10-7	SV	0.1	0	0	0	0	0	0	1/0	
6/6	@KC	4-2	SV	1.0	0	0	0	0	0	1	0/0	
6/8	ChC	8-7	W	1.0	2	0	0	0	0	1	0/0	
6/12	Phi	11-7	ND	1.0	0	0	0	0	0	0	0/0	
6/15	Mil	5-3	L	1.0	2	2	2	1	0	1	0/0	
6/23	@Cin	0-6	ND	1.0	1	1	0	0	1	1	0/0	
JUNE TOTALS				1-1/4 SV	7.1	7	3	2	1	1	6	2.45 ERA
PRE-ASG TOTALS				1-4/14 SV	26.1	24	11	10	4	4	16	3.42 ERA
7/14	Oak	3-9	ND	1.0	0	0	0	0	0	1	0/0	
7/16	Bal	19-7	ND	1.0	2	2	2	1	0	1	0/0	
JULY TOTALS				0-0	2.0	2	2	2	1	0	2	9.00 ERA
9/24	NYY	6-3	ND	1.0	2	0	0	0	0	0	0/0	
SEPTEMBER TOTALS				0-0	1.0	2	0	0	0	0	0	0.00 ERA
POST-ASG TOTALS				0-0	3.0	4	2	2	1	0	2	6.00 ERA
SEASON TOTALS				1-4/14 SV	29.1	28	13	12	5	4	18	3.68 ERA





# JAMEY CARROLL

**INFIELDER**

**8**

**HEIGHT/WEIGHT:** 5-11/175  
**BORN:** 2/18/74 in Evansville, IN  
**RESIDES:** Rockledge, FL

**BATS/THROWS:** R/R  
**AGE:** 38

**ACQUIRED:** Signed as free agent, 11/16/11  
**M.L. SERVICE:** 10 years, 20 days  
**CONTRACT STATUS:** Signed thru 2013

**PERSONAL:** Jamey Blake Carroll...wife Kim...son Cole Patrick (2/27/08) and daughter Mackenzie Joyce (2/27/08), who are twins...1992 graduate of Castle High School in Newburgh, IN...attended University of Evansville (IN), where he earned bachelor's degree in exercise science...younger brother Wes is head baseball coach at the University of Evansville...taught at The Players Trust's City Clinic at the MLB Urban Youth Academy in Compton, CA August 19, 2010...was featured in an episode of ESPN's Sports Science in 2010...in conjunction with Jamey's T.W.O. Foundation, he spent much of 2005-06 offseason spearheading relief efforts in his hometown of Newburgh, which was devastated by a tornado November 6, 2005...his jersey number 3 was retired by Ottawa Lynx of Triple-A International League August 14, 2003...he is also a member of Evansville, IN Hall of Fame.

## 2012:

- Made Twins debut, batting second at shortstop on Opening Day April 6 at Baltimore...it marked his second career Opening Day start after opening 2011 as the Dodgers' second baseman.
- Recorded first RBI as a Twin April 7 at Baltimore.
- Recorded first hit as a Twin, doubling off Jered Weaver, April 11 vs. Los Angeles-AL.
- Reached safely in 11 straight games April 9-20.
- Set season-high and tied career-high (10 times) with four hits June 17 vs. Milwaukee.
- Scored 500th career run June 22 at Cincinnati.
- Batted .469 (15-for-32) with runners in scoring position in 24 games May 16-June 26, the third best in baseball over that stretch.
- Recorded 900th career hit July 23 at Chicago-AL.
- Drove in game-winning run with walk-off sacrifice fly in the bottom of the ninth inning July 30 vs. Chicago-AL.
- Tied career/season-high with four hits again August 3 at Boston (also 1 walk)...became just fifth Twins player to reach base safely in all five plate appearances while batting ninth in order.
- Hit first home run of season September 3 at Chicago-AL, snapping streak of 1,348 consecutive at-bats without a home run (since August 9, 2009)...according to the Elias Sports Bureau, he entered that game with the longest current homerless streak in baseball...no player had ended a homerless streak as long as Carroll's since Rafael Belliard went 1,869 at-bats between homers from May 5, 1987 to September 26, 1997.
- Hit .388 (26-for-67) in September/October combined, leading AL and ranking second in baseball; hit .538 (7-for-13) with runners in scoring position in that time, leading baseball.
- Played 147 games defensively, 66 at second base (64 starts), 44 at third base (30 starts) and 37 at shortstop (36 starts).
- Was given the Twins Heart and Hustle Award, voted on by the MLB Players Alumni Association; it was the second straight year earning the award (also 2011 with Los Angeles-NL).

**2011:** Spent second season with Los Angeles-NL, playing 146 games, the third most on the team behind Matt Kemp (161) and James Loney (158)...batted over .300 in each of first three months -- .304 (28-for-92) in April; .300 (30-for-100) in May; and .313 (20-for-64) in June...hit over .300 again in September, batting .304 (17-for-56)...was batting .320 (73-for-228) through games of June 12, which was 10th best batting average in majors and fifth best in NL...played in 1,000th career game July 6 vs. New York-NL...set career-highs in games played (146) and triples (6)...came within eight hits of tying career-high 139 (2006 with Colorado)...his 14 games with three-or-more hits were tied for seventh most in National League, and led the Dodgers...made five errors at second base and four errors at shortstop...his nine errors in 1,054.0 innings made him one of six National League middle infielders to make less than 10 errors with a minimum of 1,000.0 innings played...was one of just four major leaguers to post a 100% stolen base percentage with a minimum of 10 steals (10-for-10), with Craig Gentry (18-for-18), Chase Utley (14-for-14) and Tyler Greene (11-for-11) being the others...was given the Dodgers Heart and Hustle Award, voted on by the MLB Players Alumni Association.

**2010:** Played first season with Los Angeles-NL...led club with .322 (29-for-90) batting average in August while his .419 on-base percentage in 28 August games ranked seventh best in NL...served as Dodgers acting manager October 2 vs. Arizona, leading club to 3-2 victory...led Dodgers with .291 batting average (50-for-172) in 57 games post-All-Star break...led club with .379 on-base percentage (minimum of 100 games), was third with 12 stolen bases (16 attempts), and ranked fourth with 51 walks...played 133 games defensively, including 69 at shortstop, 48 at second base, 11 and third base, and five in left field...ranked second among major league shortstops with .986 fielding percentage (minimum of 60 games), and made just four errors in 573 innings at that position...did not commit an error in 219 innings at second base...named the winner of the fifth annual Roy Campanella Award, given to the Dodger player who best exemplifies team spirit and leadership.

**2009:** Missed first five weeks of season after breaking left hand during final spring training at-bat...placed on 15-day disabled list April 5; reinstated May 12...reached base safely in 71 of 93 games, including 16 straight July 9-August 13...appeared in 56 games (52 starts) at second base, 23 games (17 starts) at third base, and four starts in both left and right field...posted .996 fielding percentage (one error in 227 total chances) at second base, which ranked third among AL second basemen with a minimum of 50 games...signed by Los Angeles-NL as free agent December 18.

**2008:** Spent first season with Cleveland...had sixth career four-hit game June 12 vs. Minnesota...batted .352 (31-for-88) in 24 June games...ended season with career-high nine-game hitting streak September 17-28, including 500th career hit September 23 at Boston...finished tied for third in AL in sacrifice bunts (10), and tied for 13th with nine hit-by-pitches...batted .344 (53-for-154) in 56 home games and .350 (21-for-60) in 17 Interleague games...appeared in 113 games defensively, including 74 (66 starts) at second base and 43 games (18 starts) at third base.

**2007:** Spent second full season with Colorado...had first career pinch-hit home run (also first career grand slam) off Rich Hill August 11 vs. Chicago-NL, finishing game with career-high five RBI...made first and only start in right field August 23 vs. Pittsburgh...appeared in 60 games at second base (49 starts), 35 games at third base (1 start), 11 games at shortstop (5 starts), and three in the outfield...had game-winning walk-off sacrifice fly in wild card tiebreaker game October 1 vs. San Diego...appeared in four postseason games...acquired by Cleveland in exchange for right-handed pitcher Sean Smith December 8.

**2006:** Spent first season with Colorado after being acquired in a trade for cash from Washington on February 11...emerged as Rockies primary leadoff man, batting leadoff in 91 games...hit first career leadoff home run September 30 at Chicago-NL...led Rockies with 22 infield hits and 10 stolen bases...recorded career-highs in hits (139), doubles (23), triples (5), home runs (5), and RBI (36)...posted swing-and-miss percentage of 9.5%, seventh lowest in NL...batted .359 (37-for-103) vs. left-handed pitchers, ranking second in NL...led all National League second basemen with .995 fielding percentage, which also set club record...committed just three errors in 586 total chances at second base.

**2005:** Played in 113 games for Washington in its inaugural season...batted .320 (24-for-75) with runners in scoring position...made 72 starts defensively, including 44 at second base, 23 at third base, and five at shortstop...did not commit an error in 118 total chances at shortstop, the most chances without an error among major league shortstops...finished tied for fifth in National League with 13 sacrifice hits.

**2004:** Spent second full season with Montreal...batted .323 (32-for-99) with seven doubles and 21 runs scored in 40 games in August and September combined...tied for club lead with eight pinch hits, going 8-for-25 (.320) with a double, two RBI...32 of 63 hits (50.8%) came with two strikes...scored the Expos franchise's final run on a Termel Sledge first inning single in the last game in Expos history October 3 at New York-NL (Expos game number 5,702).

**2003:** Made a major league Opening Day roster for first time in career at the age of 29 with Montreal, and spent the season there...ranked ninth among National League rookies in batting average (.260), on-base percentage (.323), and stolen bases (5)...batted .353 (6-for-17) as a pinch-hitter...made 53 starts for Expos, including 46 at third base, five at second base, and two at shortstop.

**2002:** Started season with Double-A Harrisburg (Montreal), playing in three games before being promoted to Triple-A Ottawa April 16...hit safely in first 10 games for Lynx, batting .405 (15-for-37) in that span...named 2002 Player of the Year by Cat's Pride, the official booster club of the Ottawa Lynx...had contract selected by Montreal September 10...made major league debut September 11 at Chicago-NL, recording first career hit with fourth inning single off Alan Benes, and finishing the game 2-for-3 with a walk...his debut came at the age of 28, after 785 games spanning seven seasons in minor leagues...hit first major league home run September 15 off New York's-NL Tyler Walker...recorded multiple hits in eight of 16 games for the Expos.

**2001:** Spent season with Triple-A Ottawa, batting .240 with 16 RBI in 83 games...batted .276 (24-for-87) off left-handed pitching and just .225 (40-for-178) off right-handers.

**2000:** Started season with Triple-A Ottawa (Montreal)...transferred to Double-A Harrisburg May 22, batting .290 (49-for-169) with 18 RBI in 45 games...transferred back to Ottawa July 7...batted .349 (30-for-86) with six RBI in 24 July games...batted .345 (20-for-58) off left-handed pitching and .265 (77-for-291) off right-handers.

**1999:** Spent season with Double-A Harrisburg (Montreal), batting .292 with five home runs and 63 RBI...tied for team lead with five triples, and ranked second with 21 stolen bases...hit first professional home run in his 1,157th minor league at-bat April 30 at Reading...ranked second in Eastern League with 164 hits, 34 doubles, and 561 at-bats...tied for league lead with 141 games played.

**1998:** Started season with Single-A Jupiter (Montreal), batting .261 (58-for-222) with five doubles and 14 RBI in 55 games for the Hammerheads...transferred to Double-A Harrisburg June 14 and batted .253 (66-for-261) with 20 RBI in 75 games...combined to steal career-high 22 bases at both levels.

**1997:** Spent season with Single-A West Palm Beach (Montreal), batting .243 with 19 doubles and 38 RBI in 121 games.

**1996:** Began professional career with Single-A Vermont (Montreal), batting .276 with 17 RBI in 54 games...appeared in 49 games at shortstop.

**AMATEUR CAREER:** Inducted into University of Evansville's Athletics Hall of Fame in 2004-05 after playing for the Aces from 1994-96...earned All-Missouri Valley Conference, All-Region, and All-American honors at shortstop in 1996...ranks among school leaders in career batting average (.348), hits (236), runs (150), triples (12), and stolen bases (68)...named to Missouri Valley Conference's All-Centennial Team in 2007.

**PROFESSIONAL:** Montreal's 14th round pick in the June 1996 First-Year Player Draft...signed by scout Dan Freed (Expos).

2012	CARROLL'S GAME HIGHS	CAREER
Hits: 4, 2x, last 8/3 at Bos.	HR: 1, 9/3 at CWS.	Hits: 4, 11x, last 8/3/12 at Bos.
RBI: 3, 9/12 vs. K.C.	Grand Slams: - -	HR: 1, 13x, last 9/3/12 at CWS.
Hit-Streak: 10, 8/28-9/12	SB: 1, 9x, last 9/23 at Det.	RBI: 5, 8/11/07 vs. CHC.
		Grand Slams: 1, 8/11/07 vs. CHC.
		Hit-Streak: 10, 8/28-9/12/12
		SB: 2, 3x, last 8/1/11 at S.D.

### CARROLL'S PLAYING RECORD

YEAR	CLUB	AVG	G	AB	R	H	2B	3B	HR	RBI	SH	SF	HB	BB	SO	SB	CS	E	OBP
1996	Vermont	.276	54	203	40	56	6	1	0	17	3	2	0	29	25	16	11	9	.363
1997	West Palm Beach	.243	121	407	56	99	19	1	0	38	8	4	4	43	48	17	11	22	.319
1998	Jupiter	.261	55	222	40	58	5	0	0	14	2	1	5	24	26	11	4	6	.345
	Harrisburg	.253	75	261	43	66	11	3	0	20	5	0	5	41	29	11	5	17	.365
1999	Harrisburg	.292	141	561	78	164	34	5	5	63	5	4	5	48	58	21	10	14	.351
2000	Ottawa	.278	91	349	53	97	17	2	2	23	6	2	2	33	32	6	3	13	.342
	Harrisburg	.290	45	169	23	49	5	3	0	18	1	1	0	12	13	8	2	6	.335
2001	Ottawa	.240	83	267	26	64	8	2	0	16	2	1	2	18	41	5	5	9	.292
2002	MONTREAL	.310	16	71	16	22	5	3	1	6	4	0	0	4	12	1	0	4	.347
	Ottawa	.280	117	421	57	118	19	2	8	49	7	1	3	37	39	6	10	7	.342
	Harrisburg	.444	3	9	1	4	0	0	0	0	1	0	0	0	3	0	0	0	.583
2003	MONTREAL	.260	105	227	31	59	10	1	1	10	9	2	3	19	39	5	2	5	.323
2004	MONTREAL	.289	102	218	36	63	14	2	0	16	2	3	1	32	21	5	1	3	.378
2005	WASHINGTON	.251	113	303	44	76	8	1	0	22	13	3	5	34	55	3	4	5	.333
2006	COLORADO	.300	136	463	84	139	23	5	5	36	9	3	3	56	66	10	12	5	.377
2007	COLORADO	.225	108	227	45	51	9	1	2	22	6	3	4	28	34	6	2	4	.317
2008	CLEVELAND	.277	113	347	60	96	13	4	1	36	10	2	9	34	65	7	3	9	.355
2009	CLEVELAND	.276	93	315	53	87	10	2	2	26	3	1	3	36	63	4	2	4	.355
	Columbus	.273	3	11	2	3	1	0	0	0	0	0	0	0	3	0	0	0	.273
2010	LOS ANGELES-NL	.291	133	351	48	102	15	1	0	23	5	5	2	51	64	12	4	6	.379
2011	LOS ANGELES-NL	.290	146	452	52	131	14	6	0	17	8	1	2	47	58	10	0	9	.356
2012	MINNESOTA	.268	138	470	65	126	18	1	1	40	7	4	4	52	65	9	5	12	.343
Minor League Totals		.270	788	2880	419	778	125	19	15	259	39	16	26	288	314	101	61	103	.340
Major League Totals		.276	1203	3444	534	952	139	27	13	254	76	27	36	393	542	72	35	66	.354

### CARROLL'S FIELDING RECORD

POSITION	PCT	G	PO	A	E	TC	DP	PB
Second Base	.990	620	907	1579	26	2512	370	—
Third Base	.947	269	120	365	27	512	42	—
Shortstop	.987	261	307	599	12	918	128	—
Outfield	.971	21	34	0	1	35	0	—
Totals	.983	1171	1368	2543	66	3977	540	—

### CARROLL'S DIVISION SERIES RECORD

YEAR	OPPONENT	AVG	G	AB	R	H	2B	3B	HR	RBI	SH	SF	HB	BB	SO	SB	CS	E	OBP
2007	Philadelphia	.000	1	0	0	0	0	0	0	0	0	0	0	0	0	0	0	0	.000

### CARROLL'S LEAGUE CHAMPIONSHIP SERIES RECORD

YEAR	OPPONENT	AVG	G	AB	R	H	2B	3B	HR	RBI	SH	SF	HB	BB	SO	SB	CS	E	OBP
2007	Arizona	.000	2	1	0	0	0	0	0	0	0	0	0	1	0	0	0	0	.500

### CARROLL'S WORLD SERIES RECORD

YEAR	OPPONENT	AVG	G	AB	R	H	2B	3B	HR	RBI	SH	SF	HB	BB	SO	SB	CS	E	OBP
2007	Boston	.000	1	1	0	0	0	0	0	0	0	0	0	0	0	0	0	0	.000



# MATT CARSON

OUTFIELDER

22

HEIGHT/WEIGHT: 6-2/200

BORN: 7/1/81 in Newport Beach, CA

RESIDES: Temecula, CA

ACQUIRED: Signed as free agent, 11/15/11

M.L. SERVICE: 158 days

CONTRACT STATUS: Signed thru 2012

BATS/THROWS: R/R

AGE: 31

**PERSONAL:** Matthew Reese Carson...wife Lisa (Dickinson)...daughters Mackenzie (12/5/08) and Addison (11/23/10)...attended Brigham Young University...voted first-team All-Mountain West Conference and All-Mountain West Tournament team following junior season...named first-team All-MWC in 2001...ranked among nation's leaders in home runs and RBI throughout the 2001 season...was one of 10 players originally selected for tryout with the USA National Team for summer of 2001...after leading all BYU batters with a .395 batting average in freshman season, was named first-team Freshman All-American by *Collegiate Baseball*, third-team Freshman All-America by *Baseball America*, Mountain West Conference Freshman of the Year, second-team All-MWC, and All-Tournament MWC.

## 2012:

- Was an invite to Twins spring training...reassigned to minor league camp March 22...reported to Triple-A Rochester.
- Went 4-for-5 on Opening Day April 5 at Syracuse, becoming first Red Wings player with at least four hits in opener since Eddy Garabito in 2001.
- Pitched 1.0 inning of relief, allowing two runs on one hit with two walks, August 6 vs. Scranton-Wilkes-Barre.
- Had contract selected by Twins August 17...was batting .277 (112-for-405) with 23 doubles, 14 home runs, 49 RBI, and 60 runs scored in 110 games for Red Wings...led team in hits (119), extra-base hits (44), doubles (28), total bases (193), runs scored (64), and games played (115).
- Made Twins debut, going 1-for-4 with an RBI-single August 17 at Seattle.
- Set career-high with three hits in next game August 18 at Seattle.
- Hit safely in all five games with Twins before being optioned to Triple-A Rochester August 23...played in five games for Red Wings before being recalled August 31.

**2011:** Started season with Triple-A Sacramento in Oakland organization...batted .441 (15-for-34) with six doubles, two home runs, and eight RBI in a seven-game span April 18-29...went 4-for-5 with one double, two home runs, six RBI, and three runs scored May 30 at Reno...recorded 12-game hitting streak July 6-21, batting .412 (21-for-51) with seven doubles, one triples, three home runs, and 10 RBI during that stretch...outrighted off the A's roster and traded to Tampa Bay for cash considerations August 1...spent rest of season at Triple-A Durham...placed on 7-day disabled list with left hamstring strain August 8; reinstated August 16...played for Estrellas de Oriente in Dominican Winter League, batting .115 (3-for-26) in eight games.

**2010:** Had four stints with Oakland during the season...began season at Sacramento and reached base safely via hit or walk in each of first 14 games...was batting .357 with six RBI when he was promoted to Oakland for first time April 22...played in one game for A's and was optioned back to Sacramento April 30...reached base in each of first two games back with River Cats, giving him a 33-game streak for reaching base dating back to August 19, 2009...disabled with intercostal strain May 3-22...returned to Oakland for second time June 8, and played in three games before being optioned back to Sacramento June 15...batted .314 (22-for-70) with three home runs and 10 RBI in 18 games before being recalled for third time July 5...stole first base of career July 25 vs. Chicago-AL...played 12 games before being sent back to Sacramento August 9...returned to A's August 24...drew first career walk September 3 vs. Los Angeles-AL.

**2009:** Started season with Triple-A Sacramento (Oakland)...finished third in A's farm system in home runs (25)...led River Cats in home runs (25), RBI (77), extra base hits (57), slugging, strikeouts (94), and games played (118)...named Sacramento's Offensive and Defensive Player of the Year...batted .304 with 13 home runs and 35 RBI in 44 games after the break...led PCL outfielders in fielding percentage with no errors in 267 chances...made professional debut as a pitcher, posting 10.50 ERA (6.0 IP, 7 ER) with 11 hits, three walks, one strikeout, two home runs, and three wild pitches as opponents batted .379 in his six appearances...named PCL Batter of the Week August 24-30 after hitting .455 (10-for-22) with four home runs, seven RBI, and 10 runs scored in six games...had contract selected by Oakland September 18 and made debut that night against Cleveland with a start in right field, going 0-for-3...first major league hit was a single off Cleveland's Tomo Ohka in fifth inning September 19 at home...recorded first career RBI with pinch-hit single September 20 vs. Cleveland...hit first major league home run September 21 vs. Texas, a two-run shot off Eddie Guardado in ninth inning...played for Aguilas in Dominican Winter League and hit .229 with a home run and four RBI in 25 games.

**2008:** Spent seventh professional season with Double-A Trenton (New York-AL) and Triple-A Scranton-Wilkes Barre...combined to hit .285 with 17 doubles, 10 triples, 15 home runs, and 64 RBI in 111 games...began year at Trenton, but was promoted to Scranton-WB May 3 and finished second on club in triples (6) and hit by pitches (8), while ranking third in batting (.289)...posted season-high 14-game hitting streak April 12-27, averaging .381 (24-for-63) with five doubles, three triples, four home runs, and 20 RBI during the streak...promoted to Scranton-WB May 3...placed on disabled list with strained left calf May 25-June 1...had 13 assists in 96 total games in outfield...committed just one error in 223 chances for a .996 fielding percentage...played for Aguilas in Dominican Winter League following the season, and hit .273 with six home runs and 19 RBI in 20 games...signed by Oakland as minor league free agent November 25.

**2007:** Spent season with Double-A Trenton (New York-AL)...led Thunder in games (129), at-bats (471), runs (72), hits (117), home runs (16), RBI (76), and strikeouts (109)...tied for third in Yankees farm system in home runs and ranked fifth in RBI...hit .319 in April, but batted .253-or-less in each of the remaining months...was starting left fielder for North team in Eastern League All-Star Game July 11, but did not bat as the game was called in third inning due to heavy fog...appeared in 68 games in right field and 57 in center field, and had 16 assists in 124 total

games in outfield...hit .344 with a home run and five RBI in eight postseason games to lead Trenton to Eastern League Championship and was named MVP of the playoffs.

**2006:** Split season between Single-A Tampa (New York-AL) and Double-A Trenton for second consecutive season, and batted a combined .248 with 10 home runs and 30 RBI in 69 games...began the year at Tampa...placed on disabled list with concussion May 25-July 11...went 4-for-5 with a home run and three RBI in first game back July 12 at Ft. Myers...promoted to Trenton July 14...had second multi-homer game of the season September 3 vs. Reading...appeared in 28 games in right field and 25 in left field, and did not commit an error.

**2005:** Played for Single-A Tampa (New York-AL) and Double-A Trenton, and hit a combined .238 with nine home runs and 44 RBI in 112 games...began year at Tampa and had a 13-game hitting streak April 15-29...was batting .243 with eight home runs and 33 RBI in 72 games when he was promoted to Trenton June 28...hit .192 with no walks and 25 strikeouts in 28 games with Thunder, and was sent back to Tampa August 3...placed on disabled list with right shoulder inflammation August 3...reinstated August 25 and batted .317 over final 12 games...appeared in 45 games in right field, 41 in center field, and 10 in left field...had 11 assists in 95 games overall in outfield.

**2004:** Hit a combined .271 with 15 home runs and 75 RBI in 132 games with Single-A affiliates Tampa (New York-AL) and Battle Creek...hit .171 in 37 games with Tampa before transferring to Battle Creek May 26...went on to hit .304 with Battle Creek, which tied for ninth best in the Midwest League...led team with 21 stolen bases...had 15 assists in 95 games in outfield...appeared in 128 games in right field, three in center field, and one at first base.

**2003:** Spent season at Single-A Battle Creek (New York-AL)...batted .189 in April, .324 in May, .145 in June, .304 in July, and .267 in August...hit five home runs in 93 at-bats against left-handed pitchers, and six home runs in 339 at-bats against right-handers...appeared in 76 games in right field and 41 in left field.

**2002:** Made professional debut with Single-A Staten Island (New York-AL)...batted .203 with a home run and 11 RBI in 48 games...hit .167 in first 18 games and .225 in final 30...hit first professional home run August 29 at Brooklyn...all 42 defensive appearances came in right field.

**PROFESSIONAL:** New York Yankees' 5th round pick in the June 2002 First-Year Player Draft...signed by scout Mike Baker.

2012		CARSON'S GAME HIGHS		CAREER	
Hits: 3, 8/18 at Sea.	HR: --	Hits: 3, 8/18/12 at Sea.	HR: 1, 5x, last 9/26/10 vs. Tex.		
RBI: 1, 4x, last 10/3 at Tor.	Grand Slams: --	RBI: 2, 9/21/09 vs. Tex.	Grand Slams: --		
Hit-Streak: 5, 8/17-23	SB: --	Hit-Streak: 5, 8/17-23/12	SB: 1, 4x, last 9/29/10 at LAA.		

CARSON'S PLAYING RECORD																			
YEAR	CLUB	AVG	G	AB	R	H	2B	3B	HR	RBI	SH	SF	HB	BB	SO	SB	CS	E	OBP
2002	Staten Island	.203	48	177	19	36	8	4	1	11	0	1	4	11	48	4	1	1	.264
2003	Battle Creek	.259	119	432	61	112	20	1	11	52	0	7	6	37	100	1	1	4	.322
2004	Tampa	.171	37	129	16	22	7	0	3	17	1	0	1	6	33	2	1	0	.213
	Battle Creek	.304	95	381	59	116	23	2	12	58	0	2	9	22	78	21	7	8	.355
2005	Tampa	.252	84	321	43	81	14	3	8	39	0	4	8	31	68	10	2	2	.330
	Trenton	.192	28	99	10	19	5	0	1	5	2	0	2	0	25	2	3	0	.208
2006	Tampa	.243	40	136	15	33	4	1	8	21	3	3	2	21	31	5	3	0	.346
	Trenton	.256	29	86	10	22	8	1	2	9	5	0	2	4	25	0	0	0	.304
2007	Trenton	.248	129	471	72	117	24	3	16	76	2	6	9	33	109	9	0	3	.306
2008	Trenton	.277	27	112	17	31	7	4	5	26	1	0	0	9	20	1	1	1	.331
	Scranton/Wilkes-Barre	.289	84	305	53	88	10	6	10	38	2	3	8	21	63	10	3	0	.347
2009	Sacramento	.264	118	440	68	116	29	3	25	77	4	5	6	38	94	15	4	0	.327
	OAKLAND	.286	10	21	1	6	0	0	1	5	0	1	0	0	7	0	0	0	.273
2010	Sacramento	.303	64	244	53	74	18	2	13	36	0	2	6	24	58	13	4	2	.377
	OAKLAND	.177	36	79	7	14	2	0	4	9	0	2	0	2	23	4	0	0	.193
2011	Sacramento	.285	90	368	61	105	34	1	19	65	0	2	3	27	88	11	1	6	.338
	Durham	.250	22	84	15	21	7	0	5	10	0	0	2	9	25	0	0	0	.337
2012	Rochester	.282	115	422	64	119	28	2	14	53	2	2	6	37	106	9	5	3	.347
	MINNESOTA	.227	26	66	3	15	1	0	0	4	0	1	0	2	21	0	0	0	.246
Minor League Totals		.264	1129	4207	636	1112	246	33	153	593	22	37	74	330	971	113	36	30	.326
Major League Totals		.211	72	166	11	35	3	0	5	18	0	4	0	4	51	4	0	0	.224

CARSON'S FIELDING RECORD								
POSITION	PCT	G	PO	A	E	TC	DP	PB
Outfield	1.000	64	82	5	0	87	1	—





# ALEXI CASILLA

INFIELDER

12

HEIGHT/WEIGHT: 5-9/179

BORN: 7/20/84 in San Cristobal, DR

RESIDES: San Cristobal, DR

ACQUIRED: Trade with Los Angeles-AL, 12/9/05

M.L. SERVICE: 5 years, 38 days

CONTRACT STATUS: Signed thru 2012

BATS/THROWS: S/R

AGE: 28

**PERSONAL:** Alexi Casilla Lora (pronounced kuh-SEE-ya)...wife Dalkis (Febriel)...son Alexi Jr. (10/15/09)...2003 graduate of Enedia Puello Renville (DR) High School.

## 2012:

- Made Twins Opening Day roster for fourth consecutive season...was Twins Opening Day second baseman April 6 at Baltimore.
- Recorded three three-hit games in a nine-game span April 18-30...finished with five three-hit games: April 18 at New York-AL, April 25 vs. Boston, April 30 at Los Angeles-AL, May 27 vs. Detroit, and June 30 vs. Kansas City.
- Tied career-high with four RBI July 28 vs. Cleveland.
- Was successful in 21 of 22 stolen base attempts (95.5%), raising his career totals to 71-for-80 (89%)...ranked second in baseball in stolen base percentage and set a club record.
- Hit first and only home run of season August 8 at Cleveland off Justin Masterson.
- Finished with a season high 10-game hitting streak, batting .464 (13-for-28) during the stretch.

**2011:** Made Twins Opening Day roster as shortstop, going 1-for-3 with a double and RBI in first game April 1 at Toronto...batted just .169 (13-for-77) from April 2-May 14, but batted .331 (39-for-118) from May 15-June 21...tied career-high with four hits June 4 at Kansas City (last done in 2007)...hit first and second homers in back-to-back games June 19 vs. San Diego and June 21 at San Francisco...recorded 50th career stolen base (second of the game) July 26 at Texas...set new single-season career-high with 16th double July 18 vs. Cleveland (Game 2)...placed on 15-day disabled list with right hamstring strain July 29; reinstated, August 12...played in one game August 12 at Cleveland, but reaggravated his right hamstring and was placed on 15-day disabled list again August 13...played in one rehab game August 29 with Single-A Ft. Myers, but did not return to Twins...played in 92 games defensively, including 56 games (53 starts) at second base and 36 games (all starts) at shortstop...transferred to 60-day disabled list when Twins claimed right-handed pitcher Esmerling Vasquez off waivers from Arizona September 27...reinstated October 14...played in Dominican Winter League with Gigantes del Cibao, batting .336 (40-for-119) with seven doubles, one triple, 15 walks, and 22 runs scored in 31 games.

**2010:** Made Twins Opening Day roster for second straight season...played 3.0 innings in center field, making first outfield appearance of his career May 23 vs. Milwaukee...placed on disabled list June 21 after having surgery to remove bone chips in right elbow...played in 14 rehab games with GCL Twins, Ft. Myers, and New Britain...reinstated to Twins roster July 21...became Twins regular second baseman after club placed Orlando Hudson on disabled list July 25...scored three runs and drove in three runs, going 2-for-4 with a triple, July 26 at Kansas City...hit first home run of season July 30 vs. Seattle...finished July batting .321 (9-for-28) in seven games...had first career four-RBI game, going 2-for-5 with a double August 6 at Cleveland...played in 61 games in the field, 30 at shortstop (20 starts), 24 at second base (16 starts), six at third base (one start), and one in center field...had game-winning walk-off single, driving in two runs in the bottom of the ninth and tied a career-high with four RBI, October 2 vs. Toronto...played in Dominican Winter League with Gigantes del Cibao, batting .303 (47-for-155) with five doubles, two triples, two home runs, 18 RBI, and 17 walks in 40 games.

**2009:** Made Twins Opening Day roster for first time in his career as Twins starting second baseman...hit walk-off single April 7 vs. Seattle...optioned to Triple-A Rochester May 6...played in 20 games for Red Wings, batting .316 (25-for-79) with three triples, eight RBI, five walks, and six stolen bases before being recalled by Twins May 29...played in 10 games for Twins before being optioned back to Rochester when the Twins reinstated Nick Punto from 15-day DL...recalled by Twins July 12...had season-high five-game hit-streak (including four multi-hit games) going 9-for-17 (.529) August 21-25...hit walk-off RBI-single in bottom of 12th inning in the AL Central tiebreaker game October 6 vs. Detroit.

**2008:** Began season at Triple-A Rochester...recalled May 11...hit first major league home run off Scott Feldman and first career three RBI game May 19 vs. Texas...had 13-game hit-streak, going 19-for-52 (.365), May 29-June 11...had career-high 14-game hit-streak, going 21-for-56 (.375) with four doubles and 11 RBI June 20-July 7...placed on 15-day disabled list with torn ligament in right thumb July 30...reinstated from disabled list August 21 (missed 20 games)...hit fifth home run of season August 23 at Los Angeles-AL off Jon Garland...recorded 10th three-hit game of season (3-for-4) September 10 vs. Kansas City...hit seventh home run, a ninth-inning two-run game-tying home run off Tampa Bay's Dan Wheeler, September 18 (triggered a five-run ninth that led to Twins 11-8 win)...had game-winning walk-off RBI-single in bottom of 10th vs. Chicago-AL, moving Twins into first place with three games to play September 25...started 93 games for Twins, including 92 at second base and one at shortstop...his 50 RBI were most for a Twins second baseman since Todd Walker had 62 in 1998...named winner of the Charles O. Johnson Award, given to the most improved Twin.

**2007:** Began season at Triple-A Rochester...recalled April 10 and appeared in 13 games before being optioned back to Rochester May 1...had seven-game hit-streak, going 13-for-29 (.448) June 8-15...had four-hit game (including three doubles) June 17 at Louisville...had eight-game hit-streak, going 14-for-36 (.389) July 12-19...finished hitting .337 (32-for-95) vs. lefties at Rochester...recalled July 31...had three-hit game August 14 at Seattle...had a career-high four hits September 3 vs. Cleveland.

**2006:** Started season at Single-A Ft. Myers...hit safely in 19 of first 20 games...went 37-for-113 (.327) in May and stole 12 bases...promoted to Double-A New Britain July 14...only home run of year came July 24 vs. Trenton...stole season-high three bases on two occasions...posted .442

batting average (19-for-43) with runners in scoring position...earned September call-up and appeared in first major league game as a pinch-hitter September 1 at New York-AL...recorded first major league hit off Luke Hudson September 28 vs. Kansas City...won Sherry Robertson Award Award for Twins minor league Player of the Year...ranked fastest baserunner, best defensive second baseman, and most exciting player in Florida State League by *Baseball America*...ranked 15th best prospect in Eastern League and 18th best prospect in Florida State League by *Baseball America*...ranked seventh best prospect in Twins organization by *Baseball America* entering the 2007 season.

**2005:** Appeared in seven games for Double-A Arkansas (Los Angeles-AL) April 9-26...promoted to Triple-A Salt Lake April 30...spent majority of season with Single-A Cedar Rapids...had season high 22-game hit-streak from July 10-August 5, batting .463 (38-for-82), including a 5-for-5 game July 30 vs. Dayton...acquired from Los Angeles-AL in exchange for pitcher J.C. Romero December 9.

**2004:** Started season with AZL Angels (Los Angeles-AL) and hit safely in seven of first eight games before being promoted to Cedar Rapids July 4...hit safely in five of nine games before rejoining the AZL Angels...had three-or-more hits on three occasions...was second in league in stolen bases (24).

**2003:** Played 33 games in Dominican Summer League...stole 28 bases in 30 attempts.

**PROFESSIONAL:** Signed by Los Angeles-AL as non-drafted free agent February 21, 2003...signed by scout Leo Perez.

2012				CASILLA'S GAME HIGHS				CAREER			
Hits: 3, 5x, last 6/30 vs. K.C.	HR: 1, 8/8 at Cle.	Hits: 4, 2x, last 6/4/11 at K.C.	HR: 1, 11x, last 8/8/12 at Cle.								
RBI: 4, 7/28 vs. Cle.	Grand Slams: - -	RBI: 4, 3x, last 7/28 /2 vs. Cle.	Grand Slams: - -								
Hit-Streak: 10, 9/10-10/3	SB: 2, 3x, last 9/30 vs. Det.	Hit-Streak: 14, 6/20-7/7/08	SB: 2, 6x, last 9/30/12 vs. Det.								

CASILLA'S PLAYING RECORD																			
YEAR	CLUB	AVG	G	AB	R	H	2B	3B	HR	RBI	SH	SF	HB	BB	SO	SB	CS	E	OBP
2003	DSL Angels	.298	33	124	21	37	3	2	0	15	2	0	4	16	14	28	2	7	.396
2004	AZL Angels	.258	45	163	29	42	1	4	0	10	2	2	4	15	10	24	8	6	.332
	Provo	.333	4	12	4	4	1	1	0	1	0	0	1	4	0	1	0	1	.529
	Cedar Rapids	.310	9	29	6	9	2	1	0	1	0	0	0	5	4	1	1	2	.412
2005	Arkansas	.211	7	19	4	4	0	0	0	4	0	0	0	2	3	1	1	3	.286
	Salt Lake	.256	13	39	3	10	0	0	0	1	4	0	0	3	6	1	1	2	.310
	Cedar Rapids	.325	78	308	62	100	11	3	3	17	3	1	6	29	31	47	12	15	.392
2006	Ft. Myers	.331	78	323	56	107	12	6	0	33	3	1	2	30	36	31	6	16	.390
	New Britain	.294	45	170	28	50	10	1	1	13	7	0	4	18	20	19	4	5	.375
	MINNESOTA	.250	9	4	1	1	0	0	0	0	0	0	0	2	1	0	0	0	.500
2007	Rochester	.269	84	320	53	86	13	1	3	20	6	1	4	34	50	24	12	10	.345
	MINNESOTA	.222	56	189	15	42	5	1	0	9	5	1	0	9	29	11	1	10	.256
2008	Rochester	.219	32	96	11	21	3	0	0	2	4	1	2	18	18	4	3	5	.350
	Beloit	.571	2	7	2	4	0	0	0	1	0	0	0	2	1	0	1	0	.667
	MINNESOTA	.281	98	385	58	108	15	0	7	50	13	6	2	31	45	7	2	12	.333
2009	Rochester	.340	40	156	21	53	3	4	2	17	2	2	0	11	23	9	6	6	.379
	MINNESOTA	.202	80	228	25	46	7	3	0	17	2	1	3	22	36	11	0	5	.280
2010	GCL Twins	.143	5	14	1	2	1	0	0	0	0	0	0	3	0	0	0	1	.294
	Ft. Myers	.167	3	12	0	2	0	0	0	1	0	0	0	2	2	1	1	0	.286
	New Britain	.350	6	20	1	7	0	0	0	0	0	0	0	3	1	1	0	0	.435
	MINNESOTA	.276	69	152	26	42	7	4	1	20	4	1	0	13	17	6	1	5	.331
2011	Ft. Myers	.000	1	2	0	0	0	0	0	0	0	0	0	0	0	0	0	0	.000
	MINNESOTA	.260	97	323	52	84	21	4	2	21	8	3	3	28	45	15	4	11	.322
2012	MINNESOTA	.241	106	299	33	72	17	2	1	30	3	5	3	16	52	21	1	9	.282
Minor League Totals		.297	485	1814	302	538	60	23	9	136	33	8	27	195	219	192	58	77	.370
Major League Totals		.250	515	1580	210	395	72	14	11	147	35	17	11	121	225	71	9	52	.305

CASILLA'S FIELDING RECORD									
POSITION	PCT	G	PO	A	E	TC	DP	PB	
Second Base	.976	399	719	1060	43	1822	278	—	
Shortstop	.969	77	93	184	9	286	43	—	
Third Base	1.000	10	1	6	0	7	1	—	
Outfield	1.000	1	1	0	0	1	0	—	
Totals	.975	487	814	1250	52	2116	322	—	

CASILLA'S DIVISION SERIES RECORD									
YEAR	OPPONENT	AVG	G	AB	R	H	2B	3B	HR
2009	New York-AL								DID NOT PLAY
2010	New York-AL								DID NOT PLAY



# COLE DE VRIES

**RIGHT-HANDED PITCHER**

**38**

**HEIGHT/WEIGHT:** 6-1/200  
**BORN:** 2/12/85 in St. Louis Park, MN  
**RESIDES:** Eden Prairie, MN

**BATS/THROWS:** R/R  
**AGE:** 27

**ACQUIRED:** Signed as non-drafted free agent, 8/22/06  
**M.L. SERVICE:** 111 days  
**CONTRACT STATUS:** Signed thru 2012

**PERSONAL:** Cole William De Vries...2003 graduate of Eden Prairie (MN) High School, where he also played football...named All-State and Class 3A Player of the Year his senior season in baseball...attended University of Minnesota, where he was named to the second-team All-Big Ten team as a junior while leading the team in strikeouts (72) and ERA (2.42), and tied for the team lead in wins (7).

## 2012:

- Began season with Triple-A Rochester...made eight starts, going 1-4, 4.24 (46.2 IP, 22 ER) for Red Wings.
- Had contract purchased May 22 as the Twins designated Jason Marquis for assignment.
- Was losing pitcher in major league debut in a start May 24 at Chicago-AL, allowing six runs (3 earned) on six hits in 5.0 innings with one walk and four strikeouts.
- Earned first major league win June 4 at Kansas City, allowing five runs (4 earned) on six hits in 5.0 innings with no walks and four strikeouts.
- Optioned back to Rochester June 7...made four starts and was recalled by Twins as "26th-man" for doubleheader with Kansas City June 30...started Game 2 of the doubleheader, earning the win, allowing one run on five hits in 6.0 innings...optioned back to Rochester after the game, then recalled again July 3.
- Went 3-0, 1.02 (17.2 IP, 2 ER) in final three starts before being placed on 15-day disabled list with a cracked right rib, an injury he suffered September 8 vs. Cleveland when Asdrubal Cabrera lined a ball back at him.

**2011:** Began season with Double-A New Britain...promoted to Triple-A Rochester May 29...played for Mesa Solar Sox in Arizona Fall League, going 2-1, 3.12 (26.0 IP, 9 ER) in eight starts.

**2010:** Split season between Double-A New Britain and Triple-A Rochester...went 1-8, 5.79 (91.2 IP, 59 ER) in 48 games (5 starts) between both levels combined.

**2009:** Spent season with Double-A New Britain...tossed complete game, allowing three runs (none earned) on five hits, July 8 vs. Connecticut...was second on club in starts (26) and third in innings pitched (137.2).

**2008:** Spent season at Single-A Ft. Myers...named Twins minor league Player of the Week July 11-18 after tossing a complete game, allowing one run on four hits with six strikeouts...disabled with a back muscle strain August 12-August 21...ranked third in Florida State League in overall pitching.

**2007:** Played at Single-A Beloit...selected to Midwest League All-Star game...was sixth in the league in ERA (3.41) and tied for the team lead in wins (9).

**PROFESSIONAL:** Signed by scout Mark Wilson out of the University of Minnesota.

## 2012

## DE VRIES' GAME HIGHS

## CAREER

**IP:** 7.0, 2x, last 8/4 at Bos.  
**SO:** 6, 6/30 vs. K.C.  
**Win Streak:** 3, 8/26-9/8

**Walks:** 5, 5/29 vs. Oak.  
**CG:** --  
**Low-Hit:** --

**IP:** 7.0, 2x, last 8/4/12 at Bos.  
**SO:** 6, 6/30/12 vs. K.C.  
**Win Streak:** 3, 8/26-9/8/12

**Walks:** 5, 5/29/12 vs. Oak.  
**CG:** --  
**Low-Hit:** --

DE VRIES' PITCHING RECORD																			
YEAR	CLUB	W-L	ERA	G	GS	CG	SH	SV	IP	H	R	ER	HR	HB	BB	SO	WP	BK	BAA
2007	Beloit	9- 5	3.41	27	25	0	0	0	148.0	161	73	56	17	4	36	108	6	0	.271
2008	Ft. Myers	10- 9	2.93	24	23	1	0	0	135.1	138	51	44	8	4	38	105	0	0	.264
2009	New Britain	7-14	4.84	26	26	1	0	0	137.2	162	88	74	16	6	46	90	7	0	.291
2010	New Britain	1- 5	5.80	39	2	0	0	1	68.1	87	53	44	10	3	25	63	6	0	.309
	Rochester	0- 3	5.79	9	3	0	0	0	23.1	26	17	15	2	0	14	24	3	1	.277
2011	New Britain	0- 0	2.28	15	0	0	0	9	27.2	17	9	7	3	0	5	33	1	0	.170
	Rochester	4- 2	3.90	30	2	0	0	0	62.1	74	30	27	4	0	18	42	0	0	.298
2012	Rochester	3- 5	4.37	12	12	0	0	0	70.0	75	37	34	7	1	10	50	1	1	.273
	MINNESOTA	5- 5	4.11	17	16	0	0	0	87.2	88	48	40	16	4	18	58	1	0	.252
Minor League Totals		34-43	4.03	182	93	2	0	10	672.2	740	358	301	67	18	192	515	24	2	.277
Major League Totals		5- 5	4.11	17	16	0	0	0	87.2	88	48	40	16	4	18	58	1	0	.252

DE VRIES' FIELDING RECORD								
POSITION	PCT	G	PO	A	E	TC	DP	PB
Pitcher	.923	17	5	7	1	13	1	—

DE VRIES' DAY-BY-DAY											
Date	Opp	Score	Dec.	IP	H	R	ER	HR	BB	SO	Left Game or IR/IRS
5/24	@CWS	8-11	L	5.0	6	6	3	3	1	4	Trailing 6-5
5/29	Oak	3-2	ND	5.0	2	0	0	0	5	1	Tied 0-0
MAY TOTALS			0-1	10.0	8	6	3	3	6	5	2.70 ERA
6/4	@KC	10-7	W	5.0	6	5	4	1	0	4	Leading 7-4
6/30	KC	5-1	W	6.0	5	1	1	1	1	6	Leading 5-1
JUNE TOTALS			2-0	11.0	11	6	5	2	1	10	4.09 ERA
7/4	@Det	1-5	ND	2.0	3	2	2	1	0	1	0/0
7/8	@Tex	3-4	ND	7.0	3	0	0	0	1	5	Leading 1-0
PRE-ASG TOTALS			2-1	30.0	25	14	10	6	8	21	3.00 ERA
7/14	Oak	3-9	L	5.0	6	7	7	3	0	3	Trailing 7-1
7/19	Bal	3-4	ND	6.0	5	1	1	1	1	5	Leading 3-1
7/24	@CWS	4-11	ND	6.0	7	2	1	1	0	4	Leading 4-2
7/30	CWS	7-6	ND	5.0	7	5	4	1	1	3	Leading 6-5
JULY TOTALS			0-1	31.0	31	17	15	7	3	21	4.35 ERA
8/4	@Bos	6-4	ND	7.0	4	2	2	1	2	5	Tied 2-2
8/10	TB	6-12	L	1.1	7	8	7	1	0	1	Trailing 7-1
8/15	Det	1-5	L	4.0	8	4	4	2	2	3	Trailing 4-0
8/21	@Oak	1-4	L	5.2	6	2	2	0	3	3	Trailing 2-1
8/26	@Tex	6-5	W	5.0	3	2	1	0	0	5	Leading 6-5
AUGUST TOTALS			1-3	23.0	28	18	16	4	7	17	6.26 ERA
9/1	@KC	3-1	W	6.2	7	1	1	0	0	3	Leading 3-1
9/8	Cle	3-0	W	6.0	3	0	0	0	1	2	Leading 3-0
SEPTEMBER TOTALS			2-0	12.2	10	1	1	0	1	5	0.71 ERA
POST-ASG TOTALS			3-4	57.2	63	34	30	10	10	21	4.68 ERA
SEASON TOTALS			5-5	87.2	88	48	40	16	18	58	4.11 ERA



# SAMUEL DEDUNO

**RIGHT-HANDED PITCHER**

**21**

**HEIGHT/WEIGHT:** 6-3/190

**BORN:** 7/2/83 in La Romana, DR

**RESIDES:** San Pedro de Macoris, DR

**ACQUIRED:** Signed as free agent, 11/16/11

**M.L. SERVICE:** 139 days

**CONTRACT STATUS:** Signed thru 2012

**BATS/THROWS:** R/R

**AGE:** 29

**PERSONAL:** Samuel Deduno...makes off-season home in San Pedro de Macoris, Dominican Republic.

## 2012:

- Was an invite to Twins spring training and was reassigned to minor league camp March 22...reported to Triple-A Rochester.
- Went 1-2, 2.14 (42.0 IP, 10 ER) with 22 walks and 46 strikeouts in nine starts for Red Wings before having contract selected by Twins July 6.
- Made first major league start and Twins debut July 7 at Texas, but did not factor into the decision, allowing three runs on six hits in 5.1 innings with three walks and three strikeouts.
- Earned first major league victory July 22 at Kansas City, allowing one run on six hits in 6.1 innings with three walks and four strikeouts.
- Went 4-0, 3.38 (40.0 IP, 15 ER) in first seven starts July 7-August 13...held opponents to .225 batting average (32-for-142) with 28 strikeouts and 30 walks.
- Earned the victory August 29 vs. Seattle, tossing 7.0 shutout innings with just two hits allowed, no walks, and career-high nine strikeouts.
- Left start September 26 vs. New York-AL after 1.2 innings with left eye inflammation.
- Tied for second on the Twins staff in wins (6).

**2011:** Claimed off waivers by San Diego January 28...was an invite to Padres spring training and made the Padres Opening Day roster for the first time in career...appeared in two games for the Padres before being optioned to Triple-A Tucson April 10 when Padres reinstated pitcher Mat Latos...posted 2.13 ERA (12.2 IP, 3 ER) in nine April games and a 3.00 ERA (15.0 IP, 5 ER) in 11 May games...started season in Tucson's bullpen, going 3-2, 3.89 (41.2 IP, 18 IP) in 28 relief appearances...moved to starting rotation in middle of June, going 1-4, 3.96 (63.2 IP, 28 ER) in 12 starts...placed on 7-day disabled list with a left quadriceps strain June 19; reinstated July 8...held left-handed batters to .216 batting average (37-for-171) and right-handers to a .279 batting average (64-for-229)...pitched in two games for Aguilas Cibaenas in Dominican Winter League.

**2010:** Made 10 starts between Single-A Tri-City (Colorado) and Triple-A Colorado Springs, going 3-3, 3.83 (47.0 IP, 20 ER) in those 10 starts combined...recalled by the Rockies August 23 and made major league debut August 27 vs. Los Angeles-NL, allowing one hit in 0.1 inning pitched...recorded first career strikeout, fanning Yonder Alonso September 8 vs. Cincinnati...three of four appearances for Rockies were scoreless.

**2009:** Split season between Double-A Tulsa (Colorado) and Triple-A Colorado Springs...came back from injury to claim Texas League Pitcher-of-the-Year honors...tied for the league-lead in wins (12), and led league in ERA (2.57) and strikeouts (123)...went 11-3, 2.12 (114.2 IP, 27 ER) with 108 strikeouts in final 20 starts for Drillers from May-September...named Texas League Pitcher-of-the-Week July 13-19 after tossing a 7.0-inning complete game shutout July 18 at Arkansas...was a member of both Texas League midseason and postseason All-Star teams...transferred to Triple-A Colorado Springs September 7 and made only start for Sky Sox, allowing four earned runs in 5.2 innings with eight strikeouts and was dealt the loss...following the season, was named the 12th best prospect in Rockies system by *Baseball America*.

**2008:** Missed entire season due to a right arm injury.

**2007:** Began season at Single-A Modesto (Colorado)...transferred to Tulsa May 4...won four consecutive starts May 31-June 16, including a 7.0-inning complete game June 16 vs. Arkansas...posted 2.86 ERA (28.1 IP, 9 ER) with 31 strikeouts during the four-game stretch...led Texas League with 121 strikeouts...rated best curveball in Colorado's farm system by *Baseball America* entering the 2008 season.

**2006:** Spent season with Single-A Modesto (Colorado)...struck out season-high 12 batters May 31 vs. Bakersfield...struck out 167 batters, second most in California League and second-best in Rockies minor league system...pitched 6.0 innings-or-more in 15 of 27 games and allowed three runs-or-less in 20 outings...named 17th best prospect in Rockies farm system by *Baseball America* after the season.

**2005:** Spent season with Single-A Asheville...named organizational Player of the Month for April after going 4-0, 1.17 (23.0 IP, 3 ER) in four games...won first five decisions, posting a 1.27 ERA through May 1...placed on 7-day disabled list with a right shoulder strain May 13...led club with 110 strikeouts.

**2004:** Spent season with Rookie Casper (Colorado)...named Pioneer League Pitcher of the Week August 2-8...named organization's Player of the Month for August, going 4-1 with a 2.84 ERA in six starts...named Pioneer League Pitcher of the Year and rookie-level All-Star by *Baseball America*...led league in innings pitched (76.1) and strikeouts (118), and tied for the league lead in starts (15)...led all Pioneer League starters in batting-average-against (.216) and strikeouts-per-nine innings (13.91)...his 118 strikeouts were a Rockies short-season record...named Casper's team MVP.

**2003:** Made professional debut with the DSL Rockies, posting a 3-4 record with 2.47 ERA (69.1 IP, 19 IP) in 12 starts.

**PROFESSIONAL:** Originally signed by Rockies as non-drafted free agent March 5, 2003.



2012				DEDUNO'S GAME HIGHS				CAREER			
IP: 7.0, 4x, last 9/10 vs. Cle.		Walks: 6, 8/19 at Sea.		IP: 7.0, 4x, last 9/10/12 vs. Cle.		Walks: 6, 8/19/12 at Sea.					
SO: 9, 8/29 vs. Sea.		CG: - -		SO: 9, 8/29/12 vs. Sea.		CG: - -					
Win-Streak: 4, 7/22-8/13		Low-Hit: - -		Win-Streak: 4, 7/22-8/13/12		Low-Hit: - -					

#### DEDUNO'S PITCHING RECORD

YEAR	CLUB	W-L	ERA	G	GS	CG	SH	SV	IP	H	R	ER	HR	HB	BB	SO	WP	BK	BAA
2004	Casper	6-4	3.18	15	15	0	0	0	76.1	62	40	27	3	10	32	118	14	0	.219
2005	Asheville	8-8	5.62	20	20	1	0	0	89.2	82	67	56	9	11	65	110	13	1	.248
2006	Modesto	5-8	4.80	27	26	0	0	0	146.1	121	88	78	3	22	92	167	34	1	.222
2007	Modesto	1-1	6.55	2	2	0	0	0	11.0	9	8	8	1	2	7	8	2	0	.214
	Tulsa	5-8	5.44	21	21	1	0	0	124.0	120	90	75	13	11	66	121	11	0	.251
2008	INJURED - DID NOT PLAY																		
2009	Tulsa	12-4	2.57	24	24	1	1	0	133.0	94	48	38	3	8	72	123	9	1	.202
	Colorado Springs	0-1	6.35	1	1	0	0	0	5.2	5	4	4	0	0	4	8	1	0	.250
2010	Tri-City	0-2	5.51	4	4	0	0	0	16.1	18	11	10	0	1	5	20	0	0	.290
	Colorado Springs	3-1	2.93	6	6	0	0	0	30.2	20	12	10	3	5	18	29	4	0	.190
	COLORADO	0-0	3.38	4	0	0	0	0	2.2	3	1	1	1	0	1	3	0	0	.273
2011	Tucson	4-6	3.93	40	12	0	0	0	105.1	101	58	46	2	7	58	85	17	2	.252
	SAN DIEGO	0-0	3.00	2	0	0	0	0	3.0	5	1	1	0	0	3	4	1	0	.357
2012	Rochester	1-2	2.14	9	9	0	0	0	42.0	27	13	10	2	4	22	46	2	0	.185
	MINNESOTA	6-5	4.44	15	15	0	0	0	79.0	69	40	39	10	5	53	57	5	0	.241
Minor League Totals		45-45	4.18	169	140	3	1	0	780.1	659	439	362	39	81	441	835	107	5	.229
Major League Totals		6-5	4.36	21	15	0	0	0	84.2	77	42	41	11	5	57	64	6	0	.248

#### DEDUNO'S FIELDING RECORD

POSITION	PCT	G	PO	A	E	TC	DP	PB
Pitcher	.929	21	12	14	2	28	5	—

#### DEDUNO'S DAY-BY-DAY

Date	Opp.	Score	Dec.	IP	H	R	ER	HR	BB	SO	Left Game or IR/IRS
7/7	@Tex	3-4	ND	5.1	6	3	3	2	3	3	Tied 3-3
PRE-ASG TOTALS			0-0	5.1	6	3	3	2	3	3	5.06 ERA
7/17	Bal	6-4	ND	4.1	6	4	3	1	5	5	Tied 4-4
7/22	@KC	7-5	W	6.1	6	1	1	0	3	4	Leading 7-1
7/28	Cle	12-5	W	5.2	2	1	1	0	5	6	Leading 10-1
JULY TOTALS			2-0	23.0	20	9	8	3	16	18	3.13 ERA
8/2	@Bos	5-0	W	6.0	2	0	0	0	4	1	Leading 3-0
8/7	@Cle	7-5	ND	4.0	5	4	4	1	5	3	Trailing 4-1
8/13	Det	9-3	W	7.0	5	3	3	0	5	6	Leading 8-2
8/19	@Sea	1-5	L	6.0	5	2	2	0	6	2	Trailing 2-1
8/24	@Tex	0-8	L	5.0	11	7	7	1	1	0	Trailing 7-0
8/29	Sea	10-0	W	7.0	2	0	0	0	0	9	Leading 9-0
AUGUST TOTALS			3-2	35.0	30	16	16	2	21	21	4.11 ERA
9/3	@CWS	2-4	L	6.0	6	2	2	1	3	3	Trailing 2-1
9/10	Cle	7-2	W	7.0	3	2	2	1	3	6	Leading 6-2
9/15	CWS	3-5	L	4.0	3	4	4	1	5	6	Trailing 4-0
9/22	@Det	0-8	L	2.1	7	7	7	2	3	1	Trailing 7-0
9/26	NYN	2-8	ND	1.2	0	0	0	0	2	2	Tied 0-0
SEPTEMBER TOTALS			1-3	21.0	19	15	15	5	16	18	6.43 ERA
POST-ASG TOTALS			6-5	73.2	63	37	36	8	50	54	4.40 ERA
SEASON TOTALS			6-5	79.0	69	40	39	10	53	57	4.44 ERA



# SCOTT DIAMOND

LEFT-HANDED PITCHER

58

HEIGHT/WEIGHT: 6-3/220

BORN: 7/30/86 in Guelph, Ontario, CA

RESIDES: Guelph, Ontario, CA

ACQUIRED: Selected in Rule 5 Draft, 12/9/10

M.L. SERVICE: 1 year, 16 days

CONTRACT STATUS: Signed thru 2012

BATS/THROWS: L/L

AGE: 26

**PERSONAL:** Scott Michael Diamond...2004 graduate of Centennial CVI in Guelph, Ontario...attended SUNY-Binghamton, where he played three seasons, going 5-3, 3.45 (62.2 IP, 24 ER) with 42 strikeouts, 16 walks, and four complete games in 12 starts in his senior season (2007)...named 2005 All-Conference selection and named to All-Rookie Team...second in school's history in starts (37) and complete games (10).

## 2012:

- Began season with Triple-A Rochester and did not allow a run in first 14.0 innings over three starts April 6-16.
- Went 4-0, 1.07 (25.1 IP, 3 ER) in first four starts for Red Wings, and 4-1, 2.60 (34.2 IP, 10 ER) in six starts before being recalled by Twins May 7.
- Earned the win in first start for Twins May 8 vs. Los Angeles-AL with 7.0 shutout innings and four hits allowed.
- Began major league season with 14.0 consecutive scoreless innings and won first three starts May 8-23.
- Pitched 8.0 innings in consecutive starts, earning the win in both, June 24 at Cincinnati and June 30 (Game 1) vs. Kansas City.
- His seven wins at All-Star break were tied for third best for rookies in American League and fourth-best in baseball...his 2.62 ERA was the lowest among all rookie pitchers at the break (minimum of 75.0 innings pitched), and his .700 winning percentage was also the highest.
- His 2.62 ERA before the All-Star break was the third lowest in Twins history among rookies, behind Doug Corbett (1.98 in 1980) and Francisco Liriano (2.16 in 2006).
- Tossed first career complete game shutout, allowing three hits and issuing no walks, July 27 vs. Cleveland; it was the only shutout for Twins pitchers in 2012 and first for a Twins rookie since Joe Mays (July 17, 1999 at Chicago-NL)...one of two rookies to throw a shutout in baseball in 2012, Houston's Lucas Harrell the other.
- Earned 10th victory, allowing three runs (2 earned) on seven hits August 6 at Cleveland...became first Twins rookie with double-digit wins since Glen Perkins (12) and Nick Blackburn (11) each did it in 2008.
- Sustained first career ejection, throwing near the head of Josh Hamilton, August 23 at Texas...was issued a six-game suspension, which he served August 29-September 4.
- Earned 12th win September 23 at Detroit, tying him with Jesse Crain (2005), Francisco Liriano (2006), Glen Perkins (2008), Mark Redman (2000), and Kevin Tapani (1990) for third on Twins all-time rookie wins list...finished seventh on Twins all-time rookie list in innings pitched (173.0), and eighth in starts.
- Ranked third among all MLB rookies in ERA (3.54), fourth in winning percentage (.571), tied for fifth in wins (12), eighth in starts (27) and innings pitched (173.0); walked fewest batters (31) among rookies with a minimum of 150.0 innings pitched.

**2011:** Began season with Triple-A Rochester...earned first win, allowing two runs on two hits in 6.0 innings with one walk and three strikeouts, April 27 vs. Buffalo...had contract selected by Twins July 18 when Francisco Liriano was placed on 15-day disabled list...was 4-8, 4.70 (92.0 IP, 48 ER) in 17 starts for Red Wings at the time of his call-up...made major league debut in second game of doubleheader July 18 vs. Cleveland, but did not factor into the decision as he allowed four runs (3 earned) on seven hits in 6.1 innings pitched with two walks, one strikeout, and one home run allowed...optioned to Triple-A July 21 when Kevin Slowey was reinstated from 15-day disabled list...went 0-6, 8.13 (31.0 IP, 28 ER) in six starts for Red Wings July 24-August 20...recalled by Twins August 26...earned first major league victory August 31 at Chicago-AL, allowing three runs on three hits in 6.0 innings with three walks and five strikeouts...his 123.0 innings pitched and 23 starts for Rochester were the third most on the club...his 14 losses were tied with teammate Eric Hacker for the most in International League...finished third in the Twins organization in innings pitched with 162.0...pitched in Arizona Fall League for Mesa Solar Sox.

**2010:** Began season with Double-A Mississippi (Atlanta)...won first game in sixth start May 8, pitching 8.0 scoreless innings with three hits allowed, no walks, and career-high 11 strikeouts...recorded second win on May 18 vs. West Tenn, allowing one run on five hits in 8.0 innings with 10 strikeouts...struck out 43 batters in 39.2 innings in May...went 1-1, 2.97 (30.1 IP, 10 ER) in five June starts...promoted to Triple-A Gwinnett July 13...allowed six earned runs in 3.0 innings in first start July 16 at Buffalo, but allowed eight earned runs in 49.1 innings in next eight starts July 21-August 30 for an ERA of 1.46...tossed complete game shutout, allowing two hits with one walk and eight strikeouts, August 30 vs. Norfolk.

**2009:** Spent entire season with Double-A Mississippi (Atlanta)...led M-Braves and ranked sixth among Braves minor league pitchers with 111 strikeouts...ranked seventh among Braves minor starting pitchers in ERA (3.50) and was 10th in innings pitched (134.1)...selected to Southern League All-Star team...played for Team Canada in the World Baseball Classic, making one appearance vs. Italy, allowing one run on three hits in 3.0 innings pitched with one walk and one strikeout.

**2008:** Began season with Single-A Rome...named Braves Pitcher of the Month in April after going 2-0 with 2.60 ERA in five starts...transferred to Single-A Myrtle Beach May 20...named South Atlantic League Pitcher of the Week April 27 after winning two consecutive starts April 21 and 26...his 12 wins were tied for first in Carolina League...named Pelicans Pitcher of the Month for June, going 4-1 with 3.19 ERA...named Myrtle Beach Pitcher of the Year...led Braves organization and tied for fifth among all minor league pitchers with 15 wins...was second in organization with 152.2 innings pitched, and fifth with 123 strikeouts...ranked 26th best prospect in the Braves organization by *Baseball America* following the season.

**PROFESSIONAL:** Signed by Atlanta Braves as an undrafted free agent August 23, 2007...signed by scouts Paul Faulk and Lonnie Goldberg.

2012

## DIAMOND'S GAME HIGHS

CAREER

IP: 9.0, 7/27 vs. Cle.

Walks: 3, 2x, last 9/23 at Det.

IP: 9.0, 7/27/12 vs. Cle.

Walks: 4, 9/11/11 at Det.

SO: 7, 6/24 at Cin.

CG: 1, 7/27 vs. Cle.

SO: 7, 6/24/12 at Cin.

CG: 1, 7/27/12 vs. Cle.

Win Streak: 3, 2x, last 6/24-7/16 Low-Hit: 3, 7/27 vs. Cle.

Win Streak: 3, 2x, last 6/24-7/16/12 Low-Hit: 3, 7/27/12 vs. Cle.

## DIAMOND'S PITCHING RECORD

YEAR	CLUB	W-L	ERA	G	GS	CG	SH	SV	IP	H	R	ER	HR	HB	BB	SO	WP	BK	BAA
2008	Rome	3-1	3.08	9	9	0	0	0	52.2	47	20	18	2	1	11	38	1	0	.240
	Myrtle Beach	12-2	2.79	17	15	1	1	0	100.0	95	42	31	6	4	28	85	6	0	.245
2009	Mississippi	5-10	3.50	23	23	0	0	0	131.0	152	68	51	5	2	53	111	4	0	.294
2010	Mississippi	4-6	3.52	17	17	0	0	0	102.1	113	45	40	4	2	39	90	6	0	.288
	Gwinnett	4-1	3.36	10	10	1	1	0	56.1	53	25	21	2	1	15	33	4	0	.260
2011	Rochester	4-14	5.56	23	23	2	0	0	123.0	158	85	76	11	1	36	90	4	1	.311
	MINNESOTA	1-5	5.08	7	7	0	0	0	39.0	51	25	22	3	0	17	19	3	0	.317
2012	Rochester	4-1	2.60	6	6	0	0	0	34.2	35	12	10	1	1	7	26	0	0	.269
	MINNESOTA	12-9	3.54	27	27	1	1	0	173.0	184	76	68	17	4	31	90	10	0	.274
Minor League Totals		36-35	3.70	105	103	4	2	0	600.0	653	297	247	31	12	189	473	25	1	.280
Major League Totals		13-14	3.82	34	34	1	1	0	212.0	235	101	90	20	4	48	109	13	0	.282

## DIAMOND'S FIELDING RECORD

POSITION	PCT	G	PO	A	E	TC	DP	PB
Pitcher	1.000	34	11	24	0	35	1	—

## DIAMOND'S WORLD BASEBALL CLASSIC RECORD

YEAR	CLUB	W-L	ERA	G	GS	CG	SH	SV	IP	H	R	ER	HR	HB	BB	SO	WP	BK	BAA
2009	Canada	0-0	3.00	1	0	0	0	0	3.0	3	1	1	0	0	1	1	0	0	.300

## DIAMOND'S DAY-BY-DAY

Date	Opp.	Score	Dec.	IP	H	R	ER	HR	BB	SO	Left Game or IR/IRS
5/8	LAA	5-0	W	7.0	4	0	0	0	1	6	Leading 5-0
5/13	Tor	4-3	W	7.0	5	0	0	0	0	4	Leading 4-0
5/18	@Mil	11-3	W	5.1	8	3	3	1	1	3	Leading 4-2
5/23	@CWS	0-6	L	6.0	9	5	2	1	1	4	Trailing 5-0
5/28	Oak	5-4	ND	6.1	9	3	3	2	1	4	Tied 3-3
MAY TOTALS				3-1	31.2	35	11	8	4	21	2.27 ERA
6/3	@Cle	6-3	W	7.0	7	3	0	0	0	2	Leading 5-3
6/9	ChC	11-3	W	6.0	7	0	0	0	0	5	Leading 11-0
6/14	Phi	1-6	L	6.0	5	4	4	2	2	1	Trailing 4-1
6/19	@Pit	2-7	L	5.1	8	4	4	1	2	1	Trailing 4-0
6/24	@Cin	4-3	W	8.0	8	3	3	1	1	7	Trailing 2-0
6/30	KC	7-2	W	8.0	6	2	2	0	2	4	Leading 6-2
JUNE TOTALS				4-2	40.1	41	16	13	4	20	2.90 ERA
7/5	@Det	3-7	ND	7.0	5	2	2	0	1	4	Leading 3-2
PRE-ASG TOTALS				7-3	79.0	81	29	23	8	45	2.62 ERA
7/16	Bal	19-7	W	6.0	9	5	5	1	1	3	Leading 14-5
7/21	@KC	3-7	L	6.0	10	4	4	0	2	2	Trailing 4-2
7/27	Cle	11-0	W	9.0	3	0	0	0	0	6	CG/SH
JULY TOTALS				2-1	28.0	27	11	11	1	15	3.54 ERA
8/1	CWS	2-3	L	7.1	8	3	3	0	0	3	Trailing 3-2
8/6	@Bos	14-3	W	7.0	7	3	2	1	1	3	Leading 14-3
8/12	TB	3-7	ND	7.0	8	3	3	2	2	6	Tied 3-3
8/18	@Sea	2-3	ND	6.2	9	2	2	1	0	2	Tied 2-2
8/23	@Tex	6-10	ND	2.1	3	2	2	0	2	1	Tied 2-2
8/28	Sea	2-5	L	7.0	7	5	5	1	1	2	Trailing 5-1
AUGUST TOTALS				1-2	37.1	42	18	17	5	17	4.10 ERA
9/4	@CWS	18-9	W	5.0	7	4	4	0	2	4	Leading 17-4
9/11	KC	1-9	L	6.0	10	4	4	0	3	2	Trailing 4-0
9/16	CWS	2-9	L	5.1	7	6	6	2	1	2	Trailing 6-2
9/23	@Det	10-4	W	7.0	4	2	2	0	3	5	Leading 10-2
9/28	Det	2-4	ND	7.1	6	2	1	1	0	1	Tied 2-2
SEPTEMBER TOTALS				2-2	30.2	34	18	17	3	14	4.99 ERA
10/3	@Tor	1-2	L	5.0	5	2	2	0	1	3	Trailing 2-1
OCTOBER TOTALS				0-1	5.0	5	2	2	0	3	3.60 ERA
POST-ASG TOTALS				5-6	94.0	103	47	45	9	45	4.31 ERA
SEASON TOTALS				12-9	173.0	184	76	68	17	90	3.54 ERA



# RYAN DOUMIT

**CATCHER**

**18**

**HEIGHT/WEIGHT:** 6-1/220

**BORN:** 4/3/81 in Moses Lake, WA

**RESIDES:** Spokane, WA

**ACQUIRED:** Signed as free agent, 11/23/11

**M.L. SERVICE:** 7 years, 120 days

**CONTRACT STATUS:** Signed thru 2012

**BATS/THROWS:** S/R

**AGE:** 31

**PERSONAL:** Ryan Matthew Doumit (pronounced DOE-mitt)...wife Shana (Russell)...1999 graduate of Moses Lake (WA) High School, where he played baseball and football...named first team All-Conference, second team All-America, and All-State in baseball...contributed \$25,000 to Pirates Charities "Fields for Kids" program in 2009.

## 2012:

- Played first game as Twin as the Opening Day right fielder, batting sixth April 6 at Baltimore...first-ever Opening Day start in right field.
- Recorded first hit as Twin, singling off C.J. Wilson April 9 vs. Los Angeles-AL.
- Hit first home run as Twin, a sixth inning two-run shot off Phil Hughes, April 19 at New York-AL.
- Recorded 12 RBI in 11-game span April 16-29.
- Had fifth career two-homer game May 6 at Seattle.
- Again recorded 12 RBI in 11-game span May 6-16.
- Set season high and tied career high with 11-game hitting streak June 16-July 2, including season high four hits June 22 at Cincinnati (7th time in career with four hits).
- Hit home runs from both sides of plate for first time in career (sixth career multi-homer game) July 22 at Kansas City, becoming third player in club history to do so, joining Chili Davis (1992) and Roy Smalley (1986).
- Hit 15th home run, matching his single season career high, September 4 at Chicago-AL; hit 16th home run, setting a single season career-high, September 10 vs. Cleveland.
- Tied single game career high with four rbi in back to back games September 28 and 29 vs. Detroit; tied single season career high with 34th double September 28 vs. Detroit (34 with Pittsburgh in 2008); tied and passed single season career high with 69th and 70th rbi in same game (69 with Pittsburgh in 2008).
- Hit fourth career grand slam September 29 vs. Detroit off Joaquin Benoit.
- Set single season career high with 134 games; played 59 games as catcher (56 starts), 48 at designated hitter (all starts), 16 in left field (all starts), six in right field (all starts), and one at first base.
- Finished in a tie with Chili Davis (1991) for most doubles (34) ever by Twins switch hitters, fifth in home runs (18) and RBI (75).
- Ranked seventh in baseball in RBI (75) for switch hitters.

**2011:** Was Pittsburgh's Opening Day catcher for fourth straight season, the longest streak by a Pirates catcher since Jason Kendall started nine straight openers from 1996-2004...hit third career grand slam, off Clayton Richard, May 4 at San Diego...homered in back-to-back games May 4 at San Diego and 5 vs. Houston, both from the right side of plate...suffered fractured left ankle in home plate collision with Carlos Pena at Wrigley Field May 29; placed on 15-day disabled list the following day...played five games on rehab assignment with Single-A Bradenton July 21-25...transferred rehab assignment to Triple-A Indianapolis July 26, playing eight games with Indy before being recalled from rehab and reinstated from the DL August 3...batted .328 (41-for-125) with four homers and 15 RBI in 43 games after being reinstated from the disabled list...tied career-high (6th time) with four hits on August 15 vs. St. Louis...led National League with a .404 (23-for-57) average in September...made 53 starts behind the plate...had four passed balls and six errors (5 throwing/1 fielding)...finished season with 55 home runs in career as a Pirates catcher, ranking third on the club's all-time list behind Jason Kendall (66) and Tony Pena (63).

**2010:** Was Pittsburgh's Opening Day catcher for third straight year...hit a three-run homer on Opening Day April 5 vs. Los Angeles-NL...recorded season-high, 10-game hitting streak April 21-30, batting .471 (16-for-34) during the streak...hit second career grand slam, off Trevor Hoffman, April 27 at Milwaukee...homered again the next day off Hoffman as a pinch-hitter, tying game in 9th inning, becoming just second player ever to homer off Hoffman twice in same season (Dante Bichette, Colorado in 1996)...slammed first career walk-off home run, off Takashi Saito, May 23 vs. Atlanta...placed on 15-day disabled list with a concussion July 22...played four games with Triple-A Indianapolis on rehab assignment August 2-6...recalled from rehab and reinstated from DL August 7...set career-high in games played (124)...made 91 starts behind the plate, 17 in right field, three at first base, and one as designated hitter...went 4-for-10 with a homer and three RBI as a pinch-hitter...threw out six of the 74 baserunners attempting to steal against him, had nine passed balls, and committed six errors behind the plate (4 throwing/2 fielding)...made three errors (2 fielding/1 throwing) while playing right field and one fielding error at first base.

**2009:** Made second straight Opening Day start as Pittsburgh's catcher...hit first career grand slam, off Mike Lincoln, April 11 at Cincinnati...doubled three times April 18 vs. Atlanta...injured right wrist in second at-bat April 19 vs. Atlanta, but remained in game...had MRI April 20 and a CT scan April 21, which revealed a fracture of scaphoid bone...had surgery on the wrist April 23 in Pittsburgh; surgery performed by Dr. Mark Baratz...had CT scan on wrist in Pittsburgh May 28...began a two-week throwing and hitting program June 13...played two games on rehab assignment with GCL Pirates and five games with Double-A Altoona...reinstated July 10...hit safely in season-high seven straight games July 22-28...batted .346 (28-for-81) in September...missed consecutive games September 8-9 due to stiff back...threw out 11 of 40 runners attempting to steal against him (28%), committed six errors, and had two passed balls.

**2008:** Made first career Opening Day start March 31 at Atlanta...hit second career home run right-handed April 4 at Florida off Scott Olsen, his first since August 27, 2005...had second career two-homer game April 20 at Chicago-NL...ranked second in majors among catchers in batting average (.371) and slugging percentage (.614) in April...was hitting .350 with five home runs and 15 RBI in 29 games when he suffered a left thumb fracture May 13 at St. Louis...placed on 15-day disabled list May 14...made three rehab appearances with Double-A Altoona; recalled from rehab assignment and reinstated from DL June 6...named co-Player of the Week with Florida's Ricky Nolasco June 9-15 after hitting .400 (10-for-25) with seven RBI and a league-leading four home runs, 24 total bases, and a .960 slugging percentage...was hit in mask three times while catching June 17 and missed next five games due to concussion-like symptoms...left game August 22 at Milwaukee due to dehydration...made eight errors (6 throwing/2 fielding) and shared league lead with nine passed balls (also Paul Bako)...led all National League catchers with a .323 batting average; Minnesota's Joe Mauer led all major league catchers with a .335 average (minimum of 400 plate appearances)...his .318 overall average would have ranked fourth in the NL, but fell 37 plate appearances shy of qualifying for batting title...made career-high 106 appearances (103 starts) behind plate and threw out 15 of 72 runners attempting to steal against him (21%)...led National League with a .407 average with runners in scoring position and ranked third in majors behind David DeJesus (.419) and Ian Kinsler (.413)...hit .314 with 10 home runs batting left-handed and .330 with five homers batting right-handed...his 15 home runs were the most by a Pirates catcher since Mark Parent hit 15 in 1995...ranked fourth among NL catchers with 68 RBI (also had one RBI as a pinch-hitter).

**2007:** Made Pittsburgh's Opening Day roster for second straight year...optioned to Triple-A Indianapolis April 7...named International League Player of the Week April 16-22 after hitting .423 (11-for-23) with a double, two homers, 11 RBI, six runs, and a .692 slugging percentage...led International League in batting average (.415) and RBI (20) during month of April...recalled by Pittsburgh April 26...hit safely in career-high 11 straight games April 29-May 11, batting .514 (19-for-37) during that stretch...hit first career pinch-hit home run, a three-run shot May 18 vs. Arizona off Tony Pena...recorded two outfield assists May 22 at St. Louis...hit game-tying pinch-hit, three-run homer in seventh inning off Rafael Soriano at Atlanta July 14...placed on 15-day disabled list with left wrist contusion August 14; injured the wrist in right field August 13...reinstated September 8...injured right ankle September 8 and ended season on disabled list...made 33 starts in right field, 28 behind the plate, two at first base, and one as DH...threw out four of 22 baserunners attempting to steal against him (18%) and had five passed balls...ranked second on team with five outfield assists.

**2006:** Made Pittsburgh's Opening Day roster for first time in career...his first hit of season was a home run off Rick White April 6 at Cincinnati...placed on 15-day disabled list with left hamstring strain April 16...went on rehab assignment with Indianapolis April 27...recalled from rehab assignment and reinstated from disabled list May 3...made first career appearance at first base as a starter May 6 at Washington and recorded 14 putouts (no errors)...missed nine games due to left hamstring injury May 7-18...had walk-off single June 1 vs. Milwaukee...suffered left hamstring tear while running to first base June 4 vs. Milwaukee and was placed on DL the following day...played nine games on rehab assignment for GCL Pirates and Altoona...recalled from rehab assignment and reinstated from disabled list August 23...made final start behind the plate August 30...made final 23 starts at first base...ejected for arguing balls and strikes by home plate umpire Greg Gibson September 21 at Los Angeles-NL...participated in Mexican Pacific Winter League with Mazatlan and batted .292 (40-for-137) with six doubles, six home runs, and 16 RBI in 35 games.

**2005:** Began season with Triple-A Indianapolis (Pittsburgh)...was leading International League with six home runs through games of April 17...was tied for third in International League in home runs and ranked second in slugging percentage (.630) at the time of his recall to Pittsburgh June 5...made major league debut June 5 vs. Atlanta and grounded out as a pinch-hitter...made first major league start behind the plate and recorded his first major league hit, doubling off Hayden Penn, June 7 vs. Baltimore...stole home as part of a double steal June 17 at Boston...hit first major league home run off Ezequiel Astacio July 19 vs. Houston (Game One)...hit second home run in same game, a 457-foot shot off Russ Springer, becoming the first major leaguer to hit his first home run as part of a multi-homer game since Colorado's Aaron Miles April 14, 2004...had season-high eight-game hitting streak August 3-14, batting .522 (12-for-23) with one homer and nine RBI during the streak...led all major league rookies with .364 batting average and .425 on-base percentage during the month of August, ranking him fourth among all NL players in average and sixth in on-base percentage...hit first career right-handed home run off Eric Milton August 27 vs. Cincinnati...had career-high four hits September 27 at Los Angeles-NL...hit five of his six home runs off right-handers...played nine games for Escogido in Dominican Winter League and batted .269 (7-for-26) with three RBI.

**2004:** Spent season with Double-A Altoona (Pittsburgh)...began season on disabled list with mononucleosis...activated April 26...reached base safely in 18 straight games May 6-25, and in 26 of his 28 games May 6-June 6...made final appearance behind the plate June 2 at Bowie...placed on DL with right elbow soreness July 27 and missed remainder of season.

**2003:** Spent entire season with Single-A Lynchburg (Pittsburgh)...led Carolina League in doubles (38), ranked second in extra-base hits (50), and third in RBI (77)...batted .398 (33-for-83) with 23 RBI in 20 games in April...hit 10 of his 11 home runs off right-handed pitchers...threw out 21 of 85 baserunners attempting to steal against him (25%), committed nine errors, and had a league-high 23 passed balls...participated in Arizona Fall League and hit .346 (9-for-26) with three doubles, two home runs, and seven RBI in 10 games with Mesa Desert Dogs...rated as Pirates 10th best prospect and best defensive catcher by *Baseball America* prior to 2004 season.

**2002:** Spent entire season with Single-A Hickory (Pittsburgh)...reached base safely in 15 straight games May 27-June 13...hit grand slam and drove in six runs June 13 at Hagerstown...threw out eight of 38 baserunners attempting to steal against him (21%), had six passed balls, and seven errors...batted .355 (66-for-186) and hit each of his six home runs off right-handers...suffered broken index finger on his right hand June 27 vs. Kannapolis...placed on disabled list June 28 and underwent surgery July 2 (surgery performed by Dr. Mark Baratz in Pittsburgh).

**2001:** Started season with Single-A Hickory (Pittsburgh)...placed on disabled list with back spasms May 14...began rehab assignment with GCL Pirates July 5...reinstated from disabled list August 3 and appeared in two games with Altoona...returned to Hickory August 6, and homered in his return to the Crawdads August 7 vs. Kannapolis...reached base safely in 13 consecutive games with Hickory April 20-August 10 (streak interrupted by three-month stint on DL).

**2000:** Spent entire season with Single-A Williamsport (Pittsburgh)...named to New York-Penn League All-Star team and selected to short-season All-Star team by *Baseball America*...hit first home run June 26 at Hudson Valley, but went next 59 games without a homer...recorded season-high 10-game hitting streak August 2-14, batting .450 (18-for-40) in that span...had five hits August 13 vs. Lowell...finished 10th in NY-Penn League in average (.313).

**1999:** Spent first professional season with GCL Pirates...batted .423 (22-for-52) in 16 games as designated hitter and .063 (2-for-32) in 13 games as catcher...batted .333 (18-for-54) over final 16 games...hit .341 on the road and .220 at home.

**PROFESSIONAL:** Pirates 2nd round pick (59th overall) in June 1999 First-Year Player Draft...signed by scout James House.



Hits: 4, 6/22 at Cin.  
RBI: 4, 4x, last 9/29 vs. Det.  
Hit-Streak: 11, 6/16-7/2

2012  
HR: 2, 2x, last 7/22 at K.C.  
Grand Slams: 1, 9/29 vs. Det.  
SB: --

## DOUMIT'S GAME HIGHS

Hits: 4, 7x, last 6/22/12 at Cin. HR: 2, 6x, last 7/22/12 at K.C.  
RBI: 4, 10x, last 9/29/12 vs. Det. Grand Slams: 4, last 9/29/12 vs. Det.  
Hit-Streak: 11, 2x, last 6/16-7/2/12 SB: 2, 6/17/05 at Bos.

## DOUMIT'S BATTING RECORD

YEAR	CLUB	AVG	G	AB	R	H	2B	3B	HR	RBI	SH	SF	HB	BB	SO	SB	CS	E	OBP
1999	GCL Pirates	.282	29	85	17	24	5	0	1	7	0	1	4	15	14	4	2	2	.410
2000	Williamsport	.313	66	246	25	77	15	5	2	40	0	7	4	23	33	2	2	6	.371
2001	Hickory	.270	39	148	14	40	6	0	2	14	0	0	4	10	32	2	1	3	.333
	GCL Pirates	.235	7	17	2	4	2	0	0	3	0	0	0	2	0	0	0	1	.316
	Altoona	.250	2	4	0	1	0	0	0	2	0	0	0	1	1	0	0	0	.400
2002	Hickory	.322	68	258	46	83	14	1	6	47	2	5	8	18	40	3	5	7	.377
2003	Lynchburg	.275	127	458	75	126	38	1	11	77	0	8	13	45	79	4	0	9	.351
2004	Altoona	.262	67	221	31	58	20	0	10	34	1	4	8	21	49	0	1	3	.343
2005	Indianapolis	.345	51	165	41	57	11	0	12	35	0	2	5	16	36	1	3	4	.415
	PITTSBURGH	.255	75	231	25	59	13	1	6	35	1	1	13	11	48	2	1	8	.324
2006	Indianapolis	.318	6	22	3	7	1	1	0	7	0	0	0	2	4	0	0	0	.375
	GCL Pirates	.000	5	14	1	0	0	0	0	0	0	0	1	1	4	0	0	1	.125
	Altoona	.333	4	15	4	5	3	0	0	4	0	0	2	0	1	0	0	0	.412
	PITTSBURGH	.208	61	149	15	31	9	0	6	17	1	2	11	15	42	0	0	4	.322
2007	Indianapolis	.415	16	53	15	22	4	0	4	20	0	3	3	8	12	3	2	0	.493
	PITTSBURGH	.274	83	252	33	69	19	2	9	32	0	1	4	22	59	1	2	3	.341
2008	Altoona	.429	3	7	0	3	0	0	0	0	0	0	0	0	2	0	0	0	.429
	PITTSBURGH	.318	116	431	71	137	34	0	15	69	0	5	6	23	55	2	2	8	.357
2009	GCL Pirates	.000	2	7	0	0	0	0	0	0	0	0	0	1	2	0	0	0	.125
	Indianapolis	.118	5	17	1	2	0	0	0	0	0	0	0	1	3	0	0	0	.167
	PITTSBURGH	.250	75	280	31	70	16	0	10	38	0	3	1	20	49	4	0	6	.299
2010	Indianapolis	.167	4	12	2	2	1	0	1	2	0	0	0	1	2	0	0	0	.231
	PITTSBURGH	.251	124	406	42	102	22	1	13	45	0	1	8	41	87	1	0	10	.331
2011	Bradenton	.143	5	14	1	2	0	0	0	1	0	0	0	2	3	0	0	1	.250
	Indianapolis	.231	8	26	4	6	1	1	0	3	0	0	1	4	4	0	0	0	.355
	PITTSBURGH	.303	77	218	17	66	12	1	8	30	1	0	1	16	35	0	1	6	.353
2012	MINNESOTA	.275	134	484	56	133	34	1	18	75	0	8	7	29	98	0	0	5	.320
Minor League Totals		.291	513	1786	282	519	121	9	49	296	53	30	53	171	320	19	16	37	.364
Major League Totals		.272	745	2451	290	667	159	6	85	341	3	21	51	177	473	10	6	50	.331

## DOUMIT'S FIELDING RECORD

POSITION	PCT	G	PO	A	E	TC	DP	PB
Catcher	.987	485	2659	264	39	2962	27	37
Outfield	.955	82	144	6	7	157	2	—
First Base	.985	36	252	14	4	270	24	—
Totals	.985	603	3055	284	50	3389	53	37



# BRIAN DOZIER

INFIELDER

20

HEIGHT/WEIGHT: 5-11/190  
BORN: 5/15/87 in Tupelo, MS  
RESIDES: Fulton, MS

BATS/THROWS: R/R  
AGE: 25

ACQUIRED: 8th round, 2009 First-Year Player Draft  
M.L. SERVICE: 100 days  
CONTRACT STATUS: Signed thru 2012

**PERSONAL:** James Brian Dozier (pronounced DOE-sheer)...2005 graduate of Itawamba Agricultural High School (MS), where he also earned three letters in football, two in golf, and one in basketball...was two-time All-State selection and four-time All-Area and All-Division selection...attended University of Southern Mississippi, where he was named a Louisville Slugger Freshman All-American and to Conference USA All-Freshman team in 2006...named second-team All-Conference USA as a junior...led team in at-bats (269), hits (92), total bases (128), RBI (tied with 46), and doubles (17) as a junior...started 64 games at shortstop in 2008, missing just two innings the entire year.

## 2012:

- Was an invite to Twins spring training and started the season with Triple-A Rochester, hitting safely in first nine games, going 15-for-34 (.441) April 5-14.
- Made major league debut May 7 vs. Los Angeles-AL, going 1-for-4 with his first major league hit, singling off David Carpenter; came around to score first major league run...recorded first career RBI in next game May 8 vs. Los Angeles-AL.
- Hit first career double May 12 vs. Toronto...had first career home run the next day, a solo shot off Ricky Romero May 13 vs. Toronto.
- Hit safely in 14 of first 18 major league games.
- Had first career stolen base June 4 at Kansas City.
- Optioned to Triple-A Rochester August 14...was tied with Asdrubal Cabrera for the most errors by a shortstop in the AL (15) at the time.

**2011:** Was an invite to Twins spring training...reassigned to minor league camp March 14 and reported to Single-A Ft. Myers...named Twins minor league Player of the Week May 21, batting .433 (13-for-30) with two doubles, two triples, seven RBI, three runs scored, and two walks in seven games...named Twins minor league Player of the Month for May after batting .337 (33-for-98) with seven doubles, three triples, 11 RBI, 14 runs scored, 14 walks, and seven stolen bases...hit grand slam in final game with Miracle June 4 vs. Jupiter...promoted to Double-A New Britain June 6...named Florida State League midseason All-Star, but did not play in the game due to promotion...placed on 7-day disabled list with left cheekbone fracture June 10; reinstated June 19...named Eastern League Player of the Week August 8 after batting .520 (13-for-25) with four doubles and four RBI in six games...hit safely in 18 of 19 games July 31-August 21, including first career two-homer game August 20 vs. New Hampshire...batted .385 (52-for-135) against left-handed pitching and .295 (105-for-356) against right-handers at both levels combined...made just 13 errors between both levels in 127 games (5 at Ft. Myers and 8 at New Britain)...given the Sherry Robertson Award as the Twins minor league Player of the Year, voted on by the Twin Cities chapter of the BBWAA...combined to bat .320 (157-for-491) with 33 doubles, 12 triples, nine home runs, 56 RBI, 92 runs scored, and 24 stolen bases in 127 games at both levels combined...led the Twins organization in runs scored and triples; was third in hits (157), stolen bases, and total bases (241); sixth in doubles and eighth in walks (55)...named as the shortstop on minorleaguebaseball.com's 2011 Twins organizational All-Star team...played for Mesa Solar Sox in Arizona Fall League, batting .296 (32-for-108) with 27 runs, eight doubles, three home runs, and 22 RBI in 26 games...earned roster spot in AFL Rising Stars Game representing the East division as the starting second baseman...went 1-for-2 in the game with a solo home run...ranked 10th best prospect in the Twins minor league system, best strike zone discipline, and best defensive infielder by *Baseball America* entering the 2012 season.

**2010:** Started season with Single-A Beloit, playing 32 games at shortstop, three games at second base, and three games at third base...had season-high 12-game hitting streak April 10-23...transferred to Single-A Ft. Myers May 22...hit first professional home run June 24 vs. Charlotte...named Twins minor league Player of the Week June 25 after batting .412 with 14 hits, one double, one home run, five RBI, and six runs scored in eight games...played 66 games at shortstop for Miracle, 14 at third base and 12 at second base.

**2009:** Began season with Rookie GCL Twins...played in five games before being promoted to Rookie Elizabethton July 8...named Appalachian League Player of the Week August 10...batted .369 (48-for-130) with 10 doubles in 31 August games...played all 53 of his games at shortstop...finished second in Appalachian League in batting average (.353), hits (77), and on-base percentage...was named Appalachian League postseason All-Star.

**PROFESSIONAL:** Signed by scout Earl Winn.

2012

Hits: 3, 5x, last 8/2 at Bos.

RBI: 3, 5/16 at Det.

Hit-Streak: 6, 2x, last 5/30-6/5

HR: 1, 6x, last 8/11 vs. T.B.

Grand Slams: - -

SB: 2, 2x, last 7/29 vs. Cle.

DOZIER'S GAME HIGHS

Hits: 3, 5x, last 8/2/12 at Bos.

RBI: 3, 5/16/12 at Det.

Hit-Streak: 6, 2x, last 5/30-6/5/12

CAREER

HR: 1, 6x, last 8/11/12 vs. T.B.

Grand Slams: - -

SB: 2, 2x, last 7/29/12 vs. Cle.

DOZIER'S BATTING RECORD																			
YEAR	CLUB	AVG	G	AB	R	H	2B	3B	HR	RBI	SH	SF	HB	BB	SO	SB	CS	E	OBP
2009	GCL Twins	.286	5	14	1	4	0	0	0	0	0	0	0	2	1	0	0	0	.375
	Elizabethton	.353	53	218	38	77	17	0	0	14	1	3	3	23	26	3	0	14	.417
2010	Beloit	.278	39	151	24	42	7	1	0	17	3	0	0	16	16	6	1	7	.347
	Ft. Myers	.274	93	350	44	96	11	1	5	42	9	6	1	44	41	10	4	15	.352
2011	Ft. Myers	.322	49	180	32	58	11	5	2	22	3	2	6	27	20	13	4	8	.423
	New Britain	.318	78	311	60	99	22	7	7	34	7	0	5	28	46	11	7	5	.384
2012	Rochester	.232	48	181	15	42	11	1	2	17	1	3	1	14	34	3	2	7	.286
	MINNESOTA	.234	84	316	33	74	11	1	6	33	4	3	1	16	58	9	2	15	.271
Minor League Totals		.298	365	1405	214	418	79	15	16	146	24	14	16	154	184	46	18	56	.370
Major League Totals		.234	84	316	33	74	11	1	6	33	4	3	1	16	58	9	2	15	.271

DOZIER'S FIELDING RECORD								
POSITION	PCT	G	PO	A	E	TC	DP	PB
Shortstop	.964	83	111	287	15	413	70	—

TWINS ROOKIES USED			
YEAR	ROOKIES	POS.	PITCHERS
2012:	15	7	8
2011:	15	8	7
2010:	11	6	5
2009:	10	2	8
2008:	14	7	7
2007:	15	8	7
2006:	11	4	7
2005:	11	5	6
2004:	13	8	5
2003:	12	8	4
2002:	12	7	5
2001:	14	7	7
2000:	16	9	7
1999:	15	8	7

TWINS ROOKIES - GAMES	
1. Brian Dozier.....	83
2. Darin Mastroianni.....	62
3. Chris Parmelee.....	57
4. Pedro Florimon.....	43
5. Tyler Robertson.....	40
6. Casey Fien.....	35
7. Scott Diamond.....	27
8. Cole De Vries.....	17
Eduardo Escobar	
Kyle Waldrop	
11. Liam Hendriks.....	16
12. Samuel Deduno.....	15
13. Erik Komatsu.....	9
14. Chris Herrmann.....	5
15. Lester Oliveros.....	1

58



# BRIAN DUENSING

LEFT-HANDED PITCHER

52

HEIGHT/WEIGHT: 6-0/205  
BORN: 2/22/83 in Marysville, KS  
RESIDES: Omaha, NE

BATS/THROWS: L/L  
AGE: 29

ACQUIRED: 3rd round, 2005 First-Year Player Draft  
M.L. SERVICE: 3 years, 104 days  
CONTRACT STATUS: Signed thru 2012

**PERSONAL:** Brian Matthew Duensing (pronounced DONE-sing)...wife Lisa (Blunk)...daughter McKenna (1/5/12)...2001 graduate of Millard South (NE) High School...attended University of Nebraska, where he was Collegiate Baseball honorable mention All-American, Big 12 All-Freshman team, and NCAA Lincoln All-Regional team in 2002...pitched for Team USA in 2008 Olympic Games in Beijing, China.

## 2012:

- Opened season in Twins bullpen, marking fourth straight season on club's Opening Day roster.
- Posted ERA of 1.71 (21.0 IP, 4 ER) and an opponent batting average of .178 (13-for-73) with no home runs allowed in first 19 appearances April 6-May 20.
- Earned first win, tossing 2.0 scoreless innings, June 2 at Cleveland.
- Inserted into rotation and made first start June 23...went 0-4, 10.13 (13.1 IP, 15 ER) in four starts June 23-July 15 before returning to bullpen.
- Earned first win as starter July 29 vs. Cleveland, allowing one run on five hits in 6.0 innings; it was his first win as a starter since August 28, 2011 vs. Detroit.
- Set career high with 54th appearance September 29 vs. Detroit; finished with 55 appearances.
- Went 2-4, 3.47 (57.0 IP, 22 ER) in 44 relief appearances and 2-8, 6.92 (52 IP, 40 ER) in 11 starts.

**2011:** Named to Twins Opening Day roster as club's number five starter...made first start April 5 at New York-AL, allowing four runs on six hits in 7.0 innings and did not factor into the decision...went 2-1, 2.91 (34.0 IP, 11 ER) in five starts in April and 0-4, 8.76 (24.2 IP, 24 ER) in six games (5 starts) in May...lost five straight decisions April 30-25 before snapping that streak, tossing 8.0 shutout innings in a win June 5 at Kansas City...tossed second career complete game shutout, allowing six hits, walking four, and striking out seven July 4 vs. Tampa Bay...recorded 200th career strikeout, fanning Ramon Castro in fifth inning July 9 at Chicago-AL...set career-high with nine strikeouts in 6.2 innings August 13 at Cleveland, but was dealt the loss, allowing three runs on nine hits...was unavailable to pitch September 4-13 with a right oblique strain, which occurred in second inning of September 3 start at Los Angeles-AL...held left-handed batters to .217 (38-for-175) batting average with seven extra-base hits...committed four fielding errors on season after entering 2011 having committed none...led Twins staff in losses but ranked second on staff in innings pitched (161.2), starts (28), and strikeouts (115).

**2010:** Started season on the Twins Opening Day roster for second consecutive season...began season in bullpen and went 3-1, 1.67 (43.0 IP, 8 ER) with nine holds in 39 appearances...did not allow a run in 10 consecutive appearances (9.1 IP) April 17-May 12...struck out in first career plate appearance June 24 at Milwaukee...was inserted into Twins starting rotation July 23...at the time of move to starting rotation, ranked eighth in American League in ERA for relievers (1.67), second among lefties, and his .214 opponent batting average ranked fifth among lefty relievers...first batters faced in relief went 1-for-36 (.028)...made first start of season July 23 at Baltimore and did not factor into the decision, allowing one run on four hits in 5.0 innings, with no walks and three strikeouts...recorded first win of season as starter, allowing two runs on eight hits in 6.0 innings, July 28 at Kansas City...pitched three-hit complete game shutout, the first CG and SHO of his career, August 14 vs. Oakland...became just third Twins lefty to pitch a shutout since 2002, joining Eric Milton (August, 2002) and Johan Santana (June, 2007)...earned seventh victory of season, allowing one run on seven hits in 8.0 innings August 20 vs. Los Angeles-AL...set a season-high with seven strikeouts, tossing 8.0 innings, allowing one run on six hits with no walks September 8 vs. Kansas City...recorded 10th win, allowing three runs on six hits in 6.0 innings in Twins 9-3 victory September 20 vs. Cleveland...won five consecutive decisions July 18-August 20, and eight of nine decisions July 18-September 20...was 7-2, 3.05 (85.2 IP, 29 ER) in 13 starts and 3-1, 1.80 (45.0 IP, 9 ER) in 40 relief appearances...was one of two pitchers in major leagues to make 40-or-more relief appearances and 10-or-more starts (Hisanori Takahashi, New York-NL).

**2009:** Started season on Twins Opening Day roster for first time in career...appeared in one game for Twins, making major league debut in relief April 10 at Chicago-AL, allowing two earned runs on two hits in 3.0 innings with no walks...optioned to Triple-A Rochester April 14...made 13 starts for Red Wings...pitched 7.0 innings in three straight starts May 18-29...tossed 8.0 innings and allowed one run on six hits, earning the win June 26 vs. Colorado Springs...recalled by Twins July 7...made first career start July 29 vs. Chicago-AL, allowing two runs on three hits in 5.0 innings...earned first major league win August 22 at Kansas City, allowing two runs on six hits in 5.0 innings while walking one...gained second career victory, allowing one run on three hits in 7.0 innings, striking out eight August 28 vs. Texas...tossed 7.0 shutout innings September 2 vs. Chicago-AL...was winning pitcher with 7.0 shutout innings September 13 vs. Oakland...went 5-0, 1.88 (43.0 IP, 9 ER) in seven starts August 22-September 23...posted .833 (5-1) winning percentage August 22-end-of-the-season, tying him for fourth-best in American League during that span...his 2.78 ERA (35.2 IP, 11 ER) in September was the seventh lowest in AL (6 starts)...went 0-1, 5.17 (31.1 IP, 18 ER) in 15 relief appearances and 5-1, 2.73 (52.2 IP, 16 ER) in nine starts...started Game 1 of the ALDS October 7 at New York-AL, allowing five runs on seven hits in 4.2 innings, becoming the third rookie in club history to start a postseason game.

**2008:** Spent entire season at Triple-A Rochester...lost first two starts of year despite posting a 2.31 ERA (112.2 IP, 3 ER)...earned first win April 14 vs. Syracuse, allowing three runs in 5.2 innings...posted 2.75 ERA (36.0 IP, 11 ER) over first six starts...went 1-0 with a 0.90 ERA (20.0 IP, 2 ER) in three starts May 30-June 9...did not allow a run in back-to-back starts June 4 and June 9 (15.0 innings)...earned fifth win of season with 6.0 scoreless innings July 4 vs. Buffalo...pitched for 2008 USA Olympic Team July 28-August 27...posted 1-0 record with a 1.17 ERA (7.2 IP, 1 ER) and a .125 batting-average-against in four Olympic appearances...earned the win August 16 vs. Team Canada, tossing 3.1 scoreless innings of

relief in a 5-4 win for Team USA...returned to Rochester and made only relief appearance of the season August 29 (2.0 scoreless innings)...made final start September 1 vs. Buffalo...went 3-2 with 3.39 ERA over 12 home appearances (11 starts).

**2007:** Began season at Double-A New Britain...allowed three runs-or-less in first six starts, going 3-0, 2.14 (33.2 IP, 8 ER) April 9-May 9...pitched season-high 8.0 innings May 4 vs. Trenton...promoted to Rochester May 30...was 4-1, 2.19 (37.0 IP, 9 ER) in five starts May 30-June 27...had season-high six-game win-streak, 6-0, 2.44 (44.1 IP, 12 ER) in seven starts July 7-August 8...named Twins minor league Player of the Week August 3-9...tied season-high nine strikeouts August 27 vs. Pawtucket...tied for second in all of minor leagues with three complete games...tied for ninth in all of minor league baseball with 15 wins...was third in International League in earned run average (2.66) and tied for third in wins (11)...ranked the 18th best prospect in Eastern League by *Baseball America*...rated eighth best prospect in Twins organization by *Baseball America* entering the 2008 season.

**2006:** Began season at Single-A Beloit...tossed 6.0-plus innings in eight consecutive starts April 18-May 28...pitched season-high 9.0 innings in complete game shutout May 10 at West Michigan...promoted to Single-A Ft. Myers June 6...tossed 6.0-plus innings in six consecutive starts June 9-July 6...promoted to Double-A New Britain July 14...tied season-high eight strikeouts July 23 at Erie...was eighth in Twins organization in earned run average (3.49).

**2005:** Spent first professional season at Rookie Elizabethton...was 1-0, 1.13 (8.0 IP, 1 ER) in three appearances (1 start) July 5-15...did not allow a run in two of three appearances (2 starts), going 2-0, 2.19 (12.1 IP, 3 ER) August 6-11...tossed season-high 7.0 innings August 11 at Danville...tied season-high nine strikeouts August 24 at Bristol.

**PROFESSIONAL:** Signed by scout Mark Wilson.

2012

IP: 7.0, 8/8 at Cle.  
SO: 7, 8/20 at Oak.  
Win-Streak: 1, 4x, last 9/9 vs. Cle. Low-Hit: - -

DUENSING'S GAME HIGHS

Walks: 2, 6x, last 9/26 vs. NY.Y.  
CG: - -

CAREER

IP: 9.0, 2x, last 7/4/11 vs. T.B. Walks: 4, 8x, last 7/4/11 vs. T.B.  
SO: 9, 8/13/11 at Cle. CG: 2, last 7/4/11 vs. T.B.  
Win-Streak: 5, 2x, last 7/18-8/20/10 Low-Hit: 3, 8/14/10 vs. Oak.

DUENSING'S PITCHING RECORD																			
YEAR	CLUB	W-L	ERA	G	GS	CG	SH	SV	IP	H	R	ER	HR	HB	BB	SO	WP	BK	BAA
2005	Elizabethton	4- 3	2.32	12	9	0	0	0	50.1	49	19	13	4	0	16	55	6	0	.249
2006	Beloit	2- 3	2.94	11	11	0	0	0	70.1	68	26	23	3	1	14	55	1	0	.257
	Ft. Myers	2- 5	4.24	7	7	0	0	0	40.1	47	25	19	4	0	8	33	1	0	.296
	New Britain	1- 2	3.65	10	9	0	0	0	49.1	51	29	20	6	1	18	30	0	0	.277
2007	New Britain	4- 1	2.66	9	9	0	0	0	50.2	47	19	15	2	1	7	38	0	0	.240
	Rochester	11- 5	3.24	19	19	3	1	0	116.2	115	54	42	13	5	30	86	1	0	.261
2008	Rochester	5-11	4.28	25	24	0	0	0	138.2	150	75	66	16	5	34	77	4	0	.278
2009	MINNESOTA	5- 2	3.64	24	9	0	0	0	84.0	84	37	34	7	3	31	53	1	0	.263
	Rochester	4- 6	4.66	13	13	0	0	0	75.1	87	40	39	2	2	19	44	2	0	.298
2010	MINNESOTA	10- 3	2.62	53	13	1	1	0	130.2	122	42	38	11	3	35	78	1	0	.247
2011	MINNESOTA	9-14	5.23	32	28	1	1	0	161.2	193	102	94	21	1	52	115	3	0	.299
2012	MINNESOTA	4-12	5.12	55	11	0	0	0	109.0	126	71	62	10	2	27	69	5	0	.288
Minor League Totals		33-36	3.61	106	101	3	1	0	591.2	614	287	237	50	15	146	418	15	0	.270
Major League Totals		28-31	4.23	164	61	2	2	0	485.1	525	252	228	49	9	145	315	10	0	.277

DUENSING'S FIELDING RECORD								
POSITION	PCT	G	PO	A	E	TC	DP	PB
Pitcher	.961	164	26	73	4	103	4	—

DUENSING'S BATTING RECORD																
BATTING	AVG	AB	R	H	2B	3B	HR	RBI	SH	SF	HB	BB	SO	SB	CS	OBP
Career	.000	5	0	0	0	0	0	0	0	0	0	0	3	0	0	.000

DUENSING'S DIVISION SERIES RECORD																			
YEAR	OPPONENT	W-L	ERA	G	GS	CG	SH	SV	IP	H	R	ER	HR	HB	BB	SO	WP	BK	BAA
2009	New York-AL	0- 1	9.64	1	1	0	0	0	4.2	7	5	5	1	0	1	3	1	0	.333
2010	New York-AL	0- 1	13.50	1	1	0	0	0	3.1	7	5	5	1	0	1	1	0	0	.438
Division Series Totals		0- 2	11.25	2	2	0	0	0	8.0	14	10	10	2	0	2	4	1	0	.378



# DUENSING'S DAY-BY-DAY

Date	Opp.	Score	Dec.	IP	H	R	ER	HR	BB	SO	Left Game or IR/IRS
4/6	@Bal	2-4	ND	0.2	0	0	0	0	0	2	2/0
4/8	@Bal	1-3	ND	0.2	0	0	0	0	0	0	1/0
4/12	LAA	9-10	ND	0.1	1	0	0	0	1	0	1/1
4/14	Tex	2-6	L	1.1	1	2	2	0	1	1	1/0
4/16	@NYY	7-3	ND	1.0	1	0	0	0	0	0	0/0
4/18	@NYY	6-5	ND	1.2	3	0	0	0	0	0	0/0
4/20	@TB	5-4	ND	0.1	0	0	0	0	0	1	1/0
4/21	@TB	1-4	ND	1.0	0	0	0	0	0	0	3/0
4/23	Bos	5-6	ND	0.2	0	0	0	0	0	1	0/0
4/27	KC	6-7	L	1.0	2	2	2	0	1	0	1/0
<b>APRIL TOTALS</b>			<b>0-2</b>	<b>8.2</b>	<b>8</b>	<b>4</b>	<b>4</b>	<b>0</b>	<b>3</b>	<b>5</b>	<b>4.15 ERA</b>
5/2	@LAA	0-9	ND	1.0	2	0	0	0	0	0	0/0
5/4	@Sea	3-2	ND	1.0	0	0	0	0	0	1	0/0
5/6	@Sea	2-5	ND	1.0	0	0	0	0	1	2	0/0
5/9	LAA	2-6	ND	3.0	0	0	0	0	1	0	0/0
5/12	Tor	1-2	ND	2.0	0	0	0	0	0	2	0/0
5/15	Cle	0-5	ND	1.0	1	0	0	0	0	0	0/0
5/16	@Det	11-7	ND	1.1	0	0	0	0	0	1	1/0
5/19	@Mil	5-4	ND	1.0	0	0	0	0	0	1	0/0
5/20	@Mil	4-16	ND	1.0	0	0	0	0	0	1	0/0
5/24	@CWS	8-11	ND	1.0	3	4	4	1	1	0	0/0
5/26	Det	3-6	ND	2.2	1	0	0	0	1	3	2/0
5/29	Oak	3-2	ND	0.2	3	1	1	0	0	0	1/1
<b>MAY TOTALS</b>			<b>0-0</b>	<b>16.2</b>	<b>12</b>	<b>5</b>	<b>5</b>	<b>1</b>	<b>4</b>	<b>11</b>	<b>2.70 ERA</b>
6/1	@Cle	1-7	ND	1.0	2	0	0	0	0	1	0/0
6/2	@Cle	7-4	W	2.0	0	0	0	0	0	1	2/0
6/5	@KC	0-1	ND	1.0	1	0	0	0	0	0	0/0
6/10	ChC	2-8	ND	1.1	0	0	0	0	0	1	1/0
6/12	Phi	11-7	ND	0.1	2	3	3	0	1	1	0/0
6/15	Mil	3-5	ND	1.0	1	0	0	0	0	1	0/0
6/17	Mil	5-4	ND	1.0	0	0	0	0	0	1	0/0
6/19	@Pit	2-7	ND	1.2	2	0	0	0	1	0	1/1
6/23	@Cin	0-6	L	3.0	4	4	4	1	2	1	Trailing 4-0
6/29	KC	3-4	L	4.0	8	3	3	1	0	1	Trailing 3-1
<b>JUNE TOTALS</b>			<b>1-1</b>	<b>12.1</b>	<b>12</b>	<b>7</b>	<b>7</b>	<b>1</b>	<b>4</b>	<b>7</b>	<b>5.11 ERA</b>
7/4	@Det	1-5	L	4.1	4	2	2	0	1	3	Trailing 2-1
<b>PRE-ASG TOTALS</b>			<b>1-5</b>	<b>46.0</b>	<b>44</b>	<b>21</b>	<b>21</b>	<b>3</b>	<b>12</b>	<b>26</b>	<b>4.11 ERA</b>
7/15	Oak	4-9	L	2.0	7	6	6	3	2	3	Trailing 6-2
7/19	Bal	3-4	ND	1.0	1	1	0	0	2	0	0/0
7/21	@KC	3-7	ND	0.2	3	2	2	0	0	0	1/0
7/23	@CWS	4-7	ND	4.0	3	0	0	0	0	2	1/0
7/29	Cle	5-1	W	6.0	5	1	1	0	0	2	Leading 3-1
<b>JULY TOTALS</b>			<b>1-2</b>	<b>18.0</b>	<b>23</b>	<b>12</b>	<b>11</b>	<b>3</b>	<b>5</b>	<b>9</b>	<b>5.50 ERA</b>
8/3	@Bos	6-5	ND	6.0	10	5	2	1	0	3	Tied 5-5
8/8	@Cle	2-6	L	7.0	11	6	4	0	1	3	Trailing 6-2
8/14	Det.	4-8	L	6.0	8	5	5	1	2	4	Trailing 5-4
8/20	@Oak	7-2	W	6.0	5	2	1	0	1	7	Leading 6-2
8/25	@Tex	3-9	L	2.1	10	9	9	2	1	3	Trailing 6-0
8/30	Sea	4-5	L	5.1	4	4	3	0	2	3	Tied 2-2
<b>AUGUST TOTALS</b>			<b>1-4</b>	<b>32.2</b>	<b>48</b>	<b>31</b>	<b>24</b>	<b>4</b>	<b>7</b>	<b>23</b>	<b>6.61 ERA</b>
9/2	@KC	4-6	ND	0.2	0	0	0	0	0	1	3/0
9/5	@CWS	2-6	ND	1.1	2	0	0	0	1	1	2/0
9/8	Cle	3-0	ND	1.0	0	0	0	0	0	0	0/0
9/9	Cle	8-7	W	1.1	1	0	0	0	0	0	2/0
9/12	KC	5-10	ND	0.2	2	2	1	0	0	0	1/0
9/15	CWS	3-5	ND	3.1	1	0	0	0	1	2	0/0
9/18	@Cle	6-5	ND	3.0	1	0	0	0	0	3	3/2
9/23	@Det	2-1	ND	2.0	1	0	0	0	0	2	0/0
9/26	NYY	2-8	L	1.0	5	6	6	0	2	1	1/0
9/29	Det	4-6	ND	1.2	0	0	0	0	0	2	0/0
<b>SEPTEMBER TOTALS</b>			<b>1-1</b>	<b>16.0</b>	<b>13</b>	<b>8</b>	<b>7</b>	<b>0</b>	<b>4</b>	<b>12</b>	<b>3.94 ERA</b>
10/1	@Tor	5-6	L	0.2	2	1	1	0	0	1	0/0
<b>OCTOBER TOTALS</b>			<b>0-1</b>	<b>0.2</b>	<b>2</b>	<b>1</b>	<b>1</b>	<b>0</b>	<b>0</b>	<b>1</b>	<b>13.50 ERA</b>
<b>POST-ASG TOTALS</b>			<b>3-7</b>	<b>63.0</b>	<b>82</b>	<b>50</b>	<b>41</b>	<b>7</b>	<b>15</b>	<b>43</b>	<b>5.86 ERA</b>
<b>SEASON TOTALS</b>			<b>4-12</b>	<b>109.0</b>	<b>126</b>	<b>71</b>	<b>62</b>	<b>10</b>	<b>27</b>	<b>69</b>	<b>5.12 ERA</b>



# EDUARDO ESCOBAR

5

INFILDER

HEIGHT/WEIGHT: 5-10/165

BORN: 1/5/89 at Villa de Cura, Venezuela

RESIDES: Palo Negro, Venezuela

ACQUIRED: Trade with Chicago-AL, 7/28/12

M.L. SERVICE: 1 year, 1 day

CONTRACT STATUS: Signed thru 2012

BATS/THROWS: S/R

AGE: 23

**PERSONAL:** Eduardo Jose Escobar...two sons, Eduardo Jr. and Raul.

## 2012:

- Appeared in 36 games for Chicago-AL, playing third base, shortstop, and second base...hit .207 (18-for-87) with four doubles, a triple and 14 runs scored.
- Spent entire season on White Sox 25-man roster prior to being traded to Twins.
- Entered season ranked 10th by *Baseball America* as best defensive infielder in White Sox organization for third straight season.
- Acquired from Chicago-AL in exchange for Francisco Liriano July 28, 2012...added to Twins 40-man roster and assigned to Triple-A Rochester.
- Hit .217 (30-for-138) with three doubles, three triples, one home run, nine RBI, and 19 runs scored in 35 games for Red Wings...committed just three errors while playing third base (17 games), shortstop (10 games), and second base (9 games)...recalled by Twins, September 4.
- Made Twins debut, going 2-for-4 with three RBI and two runs scored September 4 at Chicago-AL...recorded RBI-single in first Twins at-bat.

**2011:** Spent majority of season with Triple-A Charlotte (Chicago-AL)...recalled September 3 and made major league debut that night at Detroit...entered game as defensive replacement at shortstop, and picked up first major league hit, singling off Justin Verlander...batted .266 (130-for-489) with 23 doubles, four triples, four home runs, and 49 RBI in 137 games with Knights...appeared in 107 games at shortstop and 30 at second base...batted .396 (19-for-48) over last 11 games, including eight-game hitting streak August 25-31 (.436, 14-for-32)...hit .255 (47-for-184) with one home run and 19 RBI in 53 games with La Guaira in Venezuelan Winter League...entered season ranked by *Baseball America* as the best defensive infielder and No. 5 prospect in White Sox organization.

**2010:** Combined to hit .277 (158-for-570) with 26 doubles, 11 triples, six home runs, and 61 RBI in 136 games between Single-A Winston-Salem (Chicago-AL) and Double-A Birmingham...named to midseason and postseason Carolina League All-Star teams...named best defensive shortstop in CL by *Baseball America*...ranked among White Sox organizational leaders in triples (2nd, 11), runs scored (T-2nd, 158), and total bases (T-6th, 224)...appeared in 28 games with Peoria Saguaros in Arizona Fall League, hitting .300 (33-110) with four home runs, 15 RBI, and 22 runs scored...ranked among AFL leaders in total bases (1st, 59), triples (T-1st, 5), runs scored (2nd), home runs (T-3rd), and hits (T-3rd)...named to AFL West Division Rising Stars team...entered season ranked as best defensive infielder in the Sox organization by *Baseball America*...played six games with La Guaira in Venezuelan Winter League.

**2009:** Hit .256 (119-for-464) with three home runs and 41 RBI in 128 games with Single-A Kannapolis (Chicago-AL)...led team in runs scored (64) and stolen bases (20)...posted 16-game hitting streak August 18-September 3, batting .426 (26-for-61)...hit .269 (7-for-26) in 26 games with La Guaira in Venezuelan Winter League.

**2008:** Began season with Advanced Rookie Great Falls (Chicago-AL) before being promoted to Single-A Kannapolis, batting .281 (75-for-267) in 66 combined games...played in six games with La Guaira in Venezuelan Winter League.

**2007:** Spent entire season with the Dominican Summer League White Sox.

**2006:** Made professional debut with Venezuelan Summer League White Sox.

**PROFESSIONAL:** Signed as free agent with Chicago-AL, January 28, 2006.

## 2012

## ESCOBAR'S GAME HIGHS

## 2012

Hits: 2, 6x, last 9/23 at Det.

HR: --

RBI: 3, 9/4 at CWS.

Grand Slams: --

Hit-Streak: 3, 3x, last 9/23-10/2

SB: 1, 3x, last 9/23 at Det.

Hits: 2, 6x, last 9/23/12 at Det.

HR: --

RBI: 3, 9/4/12 at CWS.

Grand Slams: --

Hit-Streak: 3, 3x, last 9/23-10/2/12

SB: 1, 3x, last 9/23/12 at Det.

### ESCOBAR'S PLAYING RECORD

YEAR	CLUB	AVG	G	AB	R	H	2B	3B	HR	RBI	SH	SF	HB	BB	SO	SB	CS	E	OBP
2006	VSL White Sox	.236	46	123	21	29	3	1	0	17	6	1	1	14	25	7	6	9	.317
2007	DSL White Sox	.291	64	247	56	72	5	4	0	18	6	2	5	22	45	19	14	17	.359
2008	Great Falls	.417	6	24	6	10	2	1	1	4	0	1	1	2	3	1	1	1	.464
	Kannapolis	.267	60	243	37	65	6	1	0	22	8	2	0	13	65	4	3	10	.302
2009	Kannapolis	.256	128	464	64	119	10	7	3	41	17	3	1	29	91	20	6	23	.300
2010	Winston-Salem	.285	87	368	57	105	18	8	3	39	11	4	2	23	76	8	5	15	.327
	Birmingham	.262	49	202	22	53	8	3	3	22	5	0	0	9	35	3	0	10	.294
2011	Charlotte	.266	137	489	55	130	23	4	4	49	15	4	1	27	104	13	8	19	.303
	CHICAGO-AL	.286	9	7	0	2	0	0	0	0	0	0	0	0	1	0	0	0	.286
2012	CHICAGO-AL	.207	36	87	14	18	4	1	0	3	1	0	0	9	23	2	0	2	.281
	Rochester	.217	35	138	19	30	3	3	1	9	4	1	0	8	26	3	1	3	.259
	MINNESOTA	.227	14	44	4	10	0	0	0	6	1	1	1	2	8	1	0	0	.271
Minor League Totals		.267	612	2298	337	613	78	32	15	221	72	18	11	147	470	78	44	107	.312
Major League Totals		.217	59	138	18	30	4	1	0	9	2	1	1	11	32	3	0	2	.278

### ESCOBAR'S FIELDING RECORD

POSITION	PCT	G	PO	A	E	TC	DP	PB
Third Base	.973	25	4	32	1	37	3	—
Second Base	1.000	16	30	36	0	66	9	—
Shortstop	.976	13	10	30	1	41	5	—
Outfield	1.000	1	2	0	0	2	0	—
TOTALS	.986	55	46	98	2	146	17	—

### HOW TO FIGURE...

**BATTING AVERAGE:** Divide the number of safe hits by the total number of at-bats (at-bats do not include walks, sacrifices, hit-by-pitch or times awarded first on obstruction or interference).

**SLUGGING PERCENTAGE:** Divide the total bases of all safe hits by the total number of at-bats.

**ON-BASE PERCENTAGE:** Add the total number of hits, walks and hit-by-pitch and divide by the total of at-bats, walks, hit-by-pitches and sacrifice flies.

**EARNED RUN AVERAGE:** Multiply the total number of earned runs by 9, then divide the result by the number of innings pitched.

**FIELDING AVERAGE:** Divide the total putouts and assists by the total of putouts, assists and errors (total chances).

**CONSECUTIVE HITTING STREAKS:** A consecutive hitting streak shall not be terminated if the plate appearance results in a base on balls, hit batsman, defensive interference or a sacrifice bunt. A sacrifice fly shall terminate the streak.

**WON-LOST PERCENTAGE:** Divide the number of games won by the total number of games played.



# CASEY FIEN

**RIGHT-HANDED PITCHER**

**50**

**HEIGHT/WEIGHT:** 6-2/205

**BORN:** 10/21/83 in Santa Rosa, CA

**RESIDES:** Buena Park, CA

**ACQUIRED:** Signed as free agent, 1/3/12

**M.L. SERVICE:** 143 days

**CONTRACT STATUS:** Signed thru 2012

**BATS/THROWS:** R/R

**AGE:** 28

**PERSONAL:** Casey Michael Fien (pronounced FEEN)...2002 graduate of John F. Kennedy High School (La Palma, CA)...attended William Penn University in Oskaloosa, IA where he went 6-3, 2.48 ERA in 2003; Golden West College in Huntington Beach, CA where he went 3-2, 2.93 ERA in 2004; and Cal Poly San Luis Obispo (2005-06).

## 2012:

- Was an invite to Twins spring training and reassigned to minor league camp April 1, reporting to Triple-A Rochester.
- Recorded a save in first appearance for Red Wings, tossing 1.0 scoreless inning April 5 at Syracuse.
- Went 2-5, 4.30 (46.0 IP, 22 ER) with opponents batting .228 and recorded nine saves in 12 opportunities in 33 games for Red Wings before having contract selected by Twins July 4 when Nick Blackburn was optioned.
- Made Twins debut with 1.0 scoreless inning of relief with one hit allowed July 8 at Texas, his first major league appearance since July 20, 2010 vs. Texas (with Detroit).
- Earned first major league win, tossing 2.0 scoreless innings, July 20 at Kansas City.
- Ranked seventh in AL in ERA (2.12) after the All-Star break and 10th in opponent batting average (.194).
- 28 of his 35 appearances were scoreless.

**2011:** Was an invite to Houston's spring training...started season with Triple-A Oklahoma...appeared in nine games before being placed on 7-day disabled list with right elbow strain April 30...went on rehab assignment with GCL Astros June 25...reinstated June 30...pitched in 12 games for Red Hawks and was released by Houston August 2.

**2010:** Opened season in major league camp with Detroit before being claimed off waivers by Boston March 1, and then Toronto March 4...released by Blue Jays March 17...returned to Tigers organization as minor league free agent March 19...began regular season with Triple-A Toledo...had contract selected by the Tigers June 29 and played one game before being optioned back to Toledo July 3...joined Tigers for second time July 20...designated for assignment by the Tigers July 25, before being outrighted to Toledo, July 28...signed a minor league contract with Houston November 12.

**2009:** Began season at Triple-A Toledo (Detroit)...had contract purchased by Tigers July 25 and made major league debut July 26 vs. Chicago-AL, striking out two batters in 2.1 scoreless innings of relief...optioned to Toledo August 4...recalled by Tigers for remainder of season September 1...finished season second among all International League relievers with 10.24 strikeouts per-9-innings, third with a 1.86 walks per-9-innings, and fourth with 10.55 baserunners per-9-innings...named 27th best prospect in Tigers organization by *Baseball America*...appeared in five games for Ponce in Puerto Rican Winter League following the season, going 1-0, 1.59 (5.2 IP, 1 ER) with five strikeouts.

**2008:** Started season at Double-A Erie (Detroit)...converted 11 straight save opportunities for Sea Wolves May 27-July 20...named to Eastern League's midseason All-Star team...promoted to Triple-A Toledo July 28...transferred back to Double-A Erie August 28, but did not appear in a game before returning to Triple-A Toledo August 30...named 11th best prospect in Tigers organization by *Baseball America* following the season...played for Mesa in Arizona Fall League, going 2-0, 1.84 (14.2 IP, 3 ER) with two saves and 15 strikeouts in 12 appearances.

**2007:** Spent season with Single-A West Michigan (Detroit)...appeared in four games during Midwest League playoffs, recording three saves and 13 strikeouts in 7.2 scoreless innings...led all Midwest League relievers with 11.36 strikeouts-per-9-innings.

**2006:** Made professional debut with Single-A Oneonta (Detroit)...had eight straight scoreless outings July 4-26, tossing 17.0 scoreless innings in that time.

**PROFESSIONAL:** Detroit Tigers 20th round pick in the June 2006 First-Year Player draft...signed by scout Tim McWilliam.

## 2012

## FIEN'S GAME HIGHS

## CAREER

**IP:** 3.0, 7/15 vs. Oak.

**Walks:** 2, 7/24 at CWS.

**IP:** 3.0, 3x, last 7/15/12 vs. Oak. **Walks:** 2, 3x, last 7/24/12 at CWS.

**SO:** 3, 8/26 at Tex.

**CG:** - -

**SO:** 3, 2x, last 8/26/12 at Tex. **CG:** - -

**Win-Streak:** 1, 2x, last 9/25 vs. NY. **Low-Hit:** - -

**Win-Streak:** 1, 2x, last 9/25/12 vs. NY. **Low-Hit:** - -

FIEN'S PITCHING RECORD																			
YEAR	CLUB	W-L	ERA	G	GS	CG	SH	SV	IP	H	R	ER	HR	HB	BB	SO	WP	BK	BAA
2006	Oneonta	1- 1	2.74	20	0	0	0	1	42.2	39	17	13	1	0	8	37	2	0	.248
2007	West Michigan	6- 1	3.10	39	0	0	0	6	61.0	55	28	21	4	3	10	77	2	0	.233
2008	Erie	3- 3	2.96	40	0	0	0	12	45.2	38	16	15	5	0	12	42	1	0	.226
	Toledo	2- 0	2.40	12	0	0	0	1	15.0	14	4	4	2	1	4	17	2	0	.246
2009	Toledo	2- 1	3.41	42	0	0	0	14	58.0	51	23	22	5	2	15	66	0	1	.237
	DETROIT	0- 1	7.94	9	0	0	0	0	11.1	13	11	10	2	0	6	9	0	0	.289
2010	DETROIT	0- 0	10.12	2	0	0	0	0	2.2	4	3	3	2	0	0	0	0	0	.364
	Toledo	3- 3	2.60	44	0	0	0	8	62.1	54	21	18	8	1	13	44	0	0	.235
2011	GCL Astros	1- 0	0.00	2	0	0	0	0	2.0	1	0	0	0	0	0	3	0	0	.143
	Oklahoma City	2- 2	4.81	21	0	0	0	3	24.1	28	15	13	7	0	8	24	0	0	.289
2012	Rochester	2- 5	4.30	33	0	0	0	9	46.0	39	23	22	5	0	14	42	1	0	.228
	MINNESOTA	2- 1	2.06	35	0	0	0	0	35.0	25	9	8	3	1	9	32	0	0	.195
Minor League Totals		22-16	3.23	253	0	0	0	54	357.0	319	147	128	37	7	84	352	9	1	.238
Major League Totals		2- 2	3.86	46	0	0	0	0	49.0	42	23	21	7	1	15	41	0	0	.284

FIEN'S FIELDING RECORD								
POSITION	PCT	G	PO	A	E	TC	DP	PB
Pitcher	1.000	46	2	3	0	5	0	—

FIEN'S DAY-BY-DAY												
Date	Opp.	Score	Dec.	IP	H	R	ER	HR	BB	SO	Left Game or IR/IRS	
7/8	@Tex	3-4	ND	1.0	1	0	0	0	0	0	0/0	0/0
PRE-ASG TOTALS			0-0	1.0	1	0	0	0	0	0	0.00 ERA	
7/13	Oak	3-6	ND	0.1	0	0	0	0	0	1	1/0	0/0
7/15	Oak	4-9	ND	3.0	1	0	0	0	0	1	0/0	0/0
7/18	Bal	1-2	ND	2.0	1	0	0	0	0	1	0/0	0/0
7/20	@KC	2-1	W	2.0	0	0	0	0	0	2	0/0	0/0
7/24	@CWS	4-11	L	0.0	3	2	2	0	2	0	0/0	0/0
7/25	@CWS	2-8	ND	1.0	1	0	0	0	0	1	0/0	0/0
7/28	Cle	12-5	ND	0.1	0	0	0	0	0	1	3/0	0/0
7/30	CWS	7-6	ND	1.0	1	0	0	0	0	0	0/0	0/0
JULY TOTALS			1-1	11.1	8	2	2	0	2	8	1.59 ERA	
8/2	@Bos	5-0	ND	1.0	0	0	0	0	0	1	0/0	0/0
8/3	@Bos	6-5	ND	1.0	1	0	0	0	1	2	0/0	0/0
8/8	@Cle	2-6	ND	1.0	0	0	0	0	1	0	0/0	0/0
8/11	TB	2-4	ND	1.0	0	0	0	0	0	2	0/0	0/0
8/12	TB	3-7	ND	0.1	2	0	0	0	0	0	3/3	0/0
8/14	Det	4-8	ND	1.1	3	1	1	0	1	1	0/0	0/0
8/17	@Sea	3-5	ND	1.0	0	0	0	0	0	2	0/0	0/0
8/18	@Sea	2-3	ND	0.1	0	0	0	0	0	0	3/1	0/0
8/20	@Oak	7-2	ND	2.0	0	0	0	0	0	1	0/0	0/0
8/22	@Oak	1-5	ND	0.1	0	0	0	0	0	1	2/0	0/0
8/25	@Tex	3-9	ND	1.0	1	0	0	0	0	0	0/0	0/0
8/26	@Tex	6-5	ND	1.2	0	0	0	0	1	3	0/0	0/0
8/30	Sea	4-5	ND	0.2	1	1	0	0	1	2	2/2	0/0
AUGUST TOTALS			0-0	12.2	8	2	1	0	5	15	0.71 ERA	
9/1	@KC	8-7	ND	0.1	1	0	0	0	1	0	2/2	0/0
9/3	@CWS	2-4	ND	1.1	2	1	1	0	0	1	0/0	0/0
9/9	Cle	8-7	ND	2.0	0	0	0	0	0	2	0/0	0/0
9/12	KC	5-10	ND	0.0	1	1	1	0	0	0	2/1	0/0
9/13	KC	4-3	ND	1.0	0	0	0	0	0	1	0/0	0/0
9/15	CWS	3-5	ND	0.1	0	0	0	0	0	1	2/0	0/0
9/18	@Cle	6-5	ND	0.2	1	0	0	0	1	0	0/0	0/0
9/20	@Cle	4-3	ND	2.0	1	0	0	0	0	1	0/0	0/0
9/23	@Det	10-4	ND	1.0	0	0	0	0	0	1	0/0	0/0
9/25	NYW	5-4	W	1.0	1	1	1	1	0	0	0/0	0/0
9/29	Det	4-6	ND	1.0	2	2	2	2	0	1	2/2	0/0
SEPTEMBER TOTALS			1-0	10.1	9	5	5	3	2	8	4.35 ERA	
10/1	@Tor	5-6	ND	0.1	0	0	0	0	0	1	1/0	0/0
10/2	@Tor	3-4	ND	0.1	0	0	0	0	0	0	2/0	0/0
OCTOBER TOTALS			0-0	0.2	0	0	0	0	0	1	0.00 ERA	
POST-ASG TOTALS			2-1	34.0	24	9	8	3	9	32	2.12 ERA	
SEASON TOTALS			2-1	35.0	25	9	8	3	9	32	2.06 ERA	



# PEDRO FLORIMON

# 25

**SHORTSTOP**

**HEIGHT/WEIGHT:** 6-2/180

**BORN:** 12/10/86 in La Romana, DR

**RESIDES:** La Romana, DR

**ACQUIRED:** Claimed off waivers, December 5, 2011

**M.L. SERVICE:** 73 days

**CONTRACT STATUS:** Signed thru 2012

**BATS/THROWS:** S/R

**AGE:** 25

**PERSONAL:** Pedro Alexander Florimon, Jr.

**2012:**

- Began season with Double-A New Britain, batting .283 (32-for-113) in 30 games, committing just three errors.
- Promoted to Triple-A Rochester May 7.
- Hit safely in 11 of first 13 games for Red Wings, including first home run May 8 at Pawtucket.
- Played all 83 of his games for Red Wings at shortstop, committing just nine errors.
- Had contract selected by Twins August 15 when Brian Dozier was optioned.
- Made Twins debut August 17 at Seattle starting at shortstop, going 0-for-3.
- Recorded first hit as Twin with a triple (first triple of career) August 18 at Seattle.
- Had first career three-hit game August 20 at Oakland.
- Hit first major league home run, a solo shot off Cory Wade, September 24 vs. New York-AL.

**2011:** Recalled from Double-A Bowie (Baltimore) September 6 and made major league debut September 10 at Toronto...recorded first major league hit with a game-tying two-run double off Brad Penny September 25 at Detroit...spent regular season with Double-A Bowie, batting .267 (121-454) with eight homers and 60 RBI in 133 games at shortstop...drove in season-high five runs June 30 at Binghamton, and drove in four runs July 19 at Harrisburg and September 4 against Erie...went 11-for-20 (.550) June 26-30 with three doubles, two homers, and eight RBI, and hit .320 (31-for-97) in 28 July games.

**2010:** Began season with Double-A Bowie (Baltimore), batting .183 (22-for-120) in 37 games...placed on disabled list by Bowie with left oblique strain May 25...hit .158 (3-for-19) in five-game rehab assignment with Aberdeen...joined single-A Frederick June 26 and had 21 multi-hit games...named Carolina League Player of the Week July 5-11 when he hit .444 with three doubles, a triple, a home run, and six RBI.

**2009:** Spent most of season with Single-A Frederick (Baltimore)...named to Carolina League All-Star team; started the game at shortstop, and tripled and scored the tying run...named Carolina League Player of the Week August 17-23 when he hit .462 with four doubles...finished T-4th in Carolina League in doubles (32), sixth in runs scored (76), and T-6th in triples (5)...led club in triples and finished second in doubles, runs scored, and stolen bases (26).

**2008:** Spent entire season with Single-A Delmarva (Baltimore)...had season-high three hits July 10 at Greenville.

**2007:** Hit .197 in 111 games for Single-A Delmarva (Baltimore)...recorded season-high three hits and two runs April 27 at Hagerstown and July 16 at Lakewood.

**2006:** Began year at Bluefield (Baltimore) and hit safely in 25 of 33 games with 10 multi-hit games...had four straight multi-hit games July 8-12...transferred to Aberdeen August 7 and hit .271 in first 12 games...hit .385 (10-for-26) over final six games.

**2005:** Played in 63 games for San Pedro Orioles in Dominican Summer League and batted .200 (34-for-170) with eight RBI and 35 runs scored...finished second on team with 19 stolen bases.

**2004:** Led DSL Orioles with 16 stolen bases...batted .213 (34-160) with 19 RBI...committed 29 errors in 48 games.

**PROFESSIONAL:** Originally signed by Baltimore as a non-drafted free agent June 18, 2004.



## 2012

Hits: 3, 8/20 at Oak.

RBI: 1, 10x, last 9/30 vs. Det.

Hit-Streak: 3, 8/18-20

HR: 1, 9/24 vs. NYY.

Grand Slams: --

SB: 1, 3x, last 9/23 at Det.

## FLORIMON'S GAME HIGHS

Hits: 3, 8/20/12 at Oak.

RBI: 2, 9/25/11 at Det.

Hit-Streak: 3, 8/18-20/12

## CAREER

HR: 1, 9/24/12 vs. NYY.

Grand Slams: --

SB: 1, 3x, last 9/23/12 at Det.

## FLORIMON'S BATTING RECORD

YEAR	CLUB	AVG	G	AB	R	H	2B	3B	HR	RBI	SH	SF	HB	BB	SO	SB	CS	E	OBP
2004	DSL Orioles	.204	52	167	33	34	5	5	0	19	6	0	4	34	59	17	5	29	.351
2005	DSL Orioles	.200	63	170	35	34	4	2	0	8	4	0	11	41	55	19	4	17	.387
2006	Bluefield	.333	33	120	23	40	6	1	1	8	1	1	0	28	29	7	6	20	.456
	Aberdeen	.248	26	105	13	26	4	1	0	5	0	0	1	13	26	0	0	5	.336
2007	Delmarva	.197	111	371	50	73	14	1	4	34	13	3	3	28	107	16	6	36	.257
2008	Delmarva	.223	81	269	28	60	18	1	0	19	3	3	3	27	97	13	2	21	.298
2009	Frederick	.267	115	430	76	115	32	5	9	68	4	5	5	42	107	26	9	35	.336
	Bowie	.091	7	22	0	2	0	0	0	1	1	0	0	1	9	0	0	1	.130
2010	Bowie	.183	37	120	16	22	3	0	1	12	2	1	0	11	31	4	1	13	.250
	Aberdeen	.158	5	19	1	3	0	0	0	0	0	0	0	1	6	0	1	0	.200
	Frederick	.288	62	222	32	64	10	4	4	33	0	3	7	20	52	8	5	14	.361
2011	Bowie	.267	133	454	53	121	27	4	8	60	6	4	5	51	114	15	12	26	.344
	BALTIMORE	.125	4	8	1	1	1	0	0	2	1	0	0	1	6	0	0	1	.222
2012	New Britain	.283	30	113	11	32	4	0	2	8	3	0	0	11	28	7	1	3	.347
	Rochester	.251	83	311	38	78	16	2	3	27	7	1	3	23	89	6	7	9	.308
	MINNESOTA	.219	43	137	16	30	5	2	1	10	3	0	0	10	30	3	1	7	.272
Minor League Totals		.249	723	2556	341	636	134	19	32	275	40	21	27	256	695	102	50	183	.321
Major League Totals		.214	47	145	17	31	6	2	1	12	4	0	0	11	36	3	1	8	.269

## FLORIMON'S FIELDING RECORD

POSITION	PCT	G	PO	A	E	TC	DP	PB
Shortstop	.962	47	72	131	8	211	27	—

## QUALIFYING NUMBERS

To qualify for the batting championship, a player must have a minimum of 502 plate appearances or 3.1 plate appearances per number of his team's games.

To qualify for the ERA title a pitcher must have at least 162.0 innings pitched.

To qualify for the fielding championship, a player must have the highest percentage at his position and

- (1) a catcher must have played in at least 81 games.
- (2) an infielder or outfielder must have played in at least 108 games.
- (3) a pitcher must have at least 162.0 innings pitched.



# JEFF GRAY

RIGHT-HANDED PITCHER

60

HEIGHT/WEIGHT: 6-2/211

BORN: 11/19/81 in Texas City, TX

RESIDES: Phoenix, AZ

ACQUIRED: Claimed off waivers from Seattle, 10/31/11

M.L. SERVICE: 2 years, 98 days

CONTRACT STATUS: Signed thru 2012

BATS/THROWS: R/R

AGE: 30

**PERSONAL:** Jeffrey Michael Gray...wife Lisa (McNamara)...2000 graduate of Lafayette (Mo.) High School...attended Southwest Missouri State University.

## 2012:

- Made first career Opening Day roster...made Twins debut with 0.1 IP April 6 at Baltimore.
- Earned second career major league victory with 0.1 inning (throwing 1 pitch) April 11 vs. Los Angeles-AL.
- Earned third career victory in next appearance with 0.1 inning (throwing 2 pitches) April 12 vs. Los Angeles-AL.
- Set career-high with four strikeouts (2.1 IP) April 24 vs. Boston.
- Posted a 1.84 ERA (14.2 IP, 3 ER) with opponents hitting .200 in first 15 games April 6-May 12.
- Won back-to-back appearances, tossing 1.0 scoreless inning July 1 vs. Kansas City, then 2.0 scoreless innings July 3 at Detroit.
- Set Twins staff season-high with five straight wins April 11-July 3.
- Outrighted to Triple-A Rochester August 29, but did not appear in a game.
- Tied for second on staff in wins (6); tied for sixth most among relief pitchers in American League.

**2011:** Started year with Chicago-AL and made six appearances out of bullpen before being designated for assignment May 11...claimed off waivers by Seattle May 13...made Mariners debut May 24 at Minnesota...made only four appearances in first two months on Mariners active roster...tossed career-high 4.0 innings May 29 vs. New York-AL...tossed 2.0-or-more innings in 11 of combined 30 relief appearances (4 of 6 with Chicago; 7 of 24 with Seattle)...went 0-1 with one save and 4.28 ERA (48.1 IP, 23 ER) in career-high 30 relief appearances between White Sox (6 games) and Mariners (24 games).

**2010:** Spent majority of season with Triple-A Iowa (Chicago-NL), but made seven appearances with Chicago-NL...recalled from Iowa April 14, and earned first major league win that afternoon vs. Milwaukee...optioned back to Iowa May 8...disabled with a strained right groin May 25-July 25...made three rehab appearances with AZL Cubs.

**2009:** Was 0-1 with a 3.76 ERA (26.1 IP, 11 ER) in 24 relief appearances in four stints with Oakland...posted 0.77 ERA (11.2 IP, 1 ER) in nine August appearances...traded by Oakland to Chicago-NL as part of five-player deal December 3 (Ronny Morla and Matt Spencer to Cubs for Aaron Miles and Jake Fox)...was 2-2 with a 1.54 ERA (41.0 IP, 7 ER) and 16 saves in 37 games with Triple-A Sacramento.

**2008:** Began season at Triple-A Sacramento (Oakland)...recalled from Triple-A Sacramento September 5...made major league debut September 8 at Detroit, allowing one run in 1.0 inning and also recording first strikeout (Ryan Raburn)...made five relief appearances with A's...went 2-7 with 4.39 ERA (67.2 IP, 33 ER) and four saves over 54 appearances with Sacramento...was 1-0 with a 1.64 ERA (11.0 IP, 2 ER) in eight appearances with Phoenix in Arizona Fall League.

**2007:** Went 4-4 with 3.34 ERA (67.1 IP, 25 ER) and 15 saves in 54 combined relief appearances between Double-A Midland (Oakland) and Triple-A Sacramento...led Oakland system in saves (15).

**2006:** Combined to go 6-6 with 4.34 ERA (110.0 IP, 53 ER) in 41 games (11 starts) between Single-A Kane County (Oakland) and Single-A Stockton.

**2005:** Spent year at Single-A Vancouver (Oakland)...made 12 appearances (11 starts) and struck out 24 batters.

**2004:** Made professional debut with Rookie-AZL Athletics.

**PROFESSIONAL:** Selected by Oakland in 32nd round of 2004 First-Year Player draft...signed by A's scout Jim Pransky.

## 2012

## GRAY'S GAME HIGHS

## CAREER

IP: 3.0, 6/17 vs. Mil.

SO: 4, 4/24 vs. Bos.

Win-Streak: 5, 4/11-7/3

Walks: 2, 5x, last 7/24 at CWS.

CG: --

Low-Hit: --

IP: 4.0, 5/29/11 vs. NYY.

SO: 3, 4x, last 5/10/11 at LAA.

Win-Streak: 5, 4/11-7/3/12

Walks: 3, 2x, 8/30/11 vs. LAA.

CG: --

Low-Hit: --

GRAY'S PITCHING RECORD																			
YEAR	CLUB	W-L	ERA	G	GS	CG	SH	SV	IP	H	R	ER	HR	HB	BB	SO	WP	BK	BAA
2004	AZL Athletics	3- 0	1.89	14	2	0	0	0	38.0	30	14	8	0	5	3	32	4	1	.211
2005	Vancouver	4- 2	2.51	12	11	0	0	0	46.2	33	16	13	0	1	5	24	4	1	.191
2006	Kane County	5- 5	4.71	22	11	0	0	0	78.1	77	47	41	2	7	19	62	7	0	.263
	Stockton	1- 1	3.41	19	0	0	0	1	31.2	32	15	12	0	0	6	26	0	0	.269
2007	Midland	2- 0	0.00	8	0	0	0	3	12.1	7	1	0	0	1	2	12	0	0	.175
	Sacramento	2- 4	4.09	46	0	0	0	12	55.0	58	27	25	2	3	22	45	2	2	.274
2008	Sacramento	2- 7	4.39	54	0	0	0	4	67.2	86	33	33	9	4	23	50	6	0	.313
	OAKLAND	0- 0	7.71	5	0	0	0	0	4.2	8	4	4	1	1	1	4	0	0	.364
2009	Sacramento	2- 2	1.54	37	0	0	0	16	41.0	30	8	7	2	2	6	22	1	0	.200
	OAKLAND	0- 1	3.76	24	0	0	0	0	26.1	30	12	11	3	2	4	19	0	0	.278
2010	AZL Cubs	0- 0	2.25	3	2	0	0	0	4.0	3	1	1	0	0	0	3	0	0	.214
	Iowa	3- 1	5.66	25	0	0	0	1	35.0	45	27	22	2	4	15	25	0	0	.315
	CHICAGO-NL	1- 0	6.75	7	0	0	0	0	9.1	12	9	7	1	1	5	4	1	0	.316
2011	CHICAGO-AL	0- 0	2.70	6	0	0	0	0	13.1	13	4	4	1	1	4	7	1	0	.255
	SEATTLE	0- 1	4.89	24	0	0	0	1	35.0	39	19	19	3	2	4	17	16	1	.283
2012	MINNESOTA	6- 1	5.71	49	0	0	0	0	52.0	58	34	33	9	4	22	26	5	1	.278
Minor League Totals		24-22	3.56	240	26	0	0	37	409.2	401	189	162	17	27	101	301	24	4	.257
National League Totals		1- 0	6.75	7	0	0	0	0	9.1	12	9	7	1	1	5	4	1	0	.316
American League Totals		6- 3	4.87	108	0	0	0	1	131.1	148	73	71	17	8	48	72	7	1	.280
Major League Totals		7- 3	4.99	115	0	0	0	1	140.2	160	82	78	18	9	53	76	8	1	.283

GRAY'S FIELDING RECORD								
POSITION	PCT	G	PO	A	E	TC	DP	PB
Pitcher	.900	115	8	19	3	30	4	—

## AMERICAN LEAGUE CENTRAL HISTORY

YEAR	CHAMPION	RECORD	TWINS FINISH
1994*	Chicago White Sox	67-46	Fourth place with a record of 53-60, 15.0 games back
1995	Cleveland Indians	100-44	Fifth place with a record of 56-88, 44.0 games back
1996	Cleveland Indians	78-84	Fourth place with a record of 78-84, 21.5 games back
1997	Cleveland Indians	86-75	Fourth place with a record of 68-94, 18.5 games back
1998	Cleveland Indians	89-73	Fourth place with a record of 70-92, 19.0 games back
1999	Cleveland Indians	97-65	Fifth place with a record of 63-97, 33.0 games back
2000	Chicago White Sox	95-67	Fifth place with a record of 69-93, 26.0 games back
2001	Cleveland Indians	91-71	Second place with a record of 85-77, 6.0 games back
2002	Minnesota Twins	94-67	Lost 4 games to 1 in the ALCS to the Anaheim Angels
2003	Minnesota Twins	90-72	Lost 3 games to 1 in the ALDS to the New York Yankees
2004	Minnesota Twins	92-70	Lost 3 games to 1 in the ALDS to the New York Yankees
2005	Chicago White Sox	99-63	Third place with a record of 83-79, 16.0 games back
2006	Minnesota Twins	96-66	Swept in three games in the ALDS by the Oakland Athletics
2007	Cleveland Indians	96-66	Third place with a record of 79-83, 17.0 games back
2008	Chicago White Sox	89-74	Second place with a record of 88-75, 1.0 game back
2009	Minnesota Twins	87-76	Swept in three games in the ALDS by the New York Yankees
2010	Minnesota Twins	94-68	Swept in three games in the ALDS by the New York Yankees
2011	Detroit Tigers	95-67	Fifth place with a record of 63-99, 32.0 games back
2012	Detroit Tigers	88-74	Fifth place with a record of 66-96, 22.0 games back

\*Season cut short due to work stoppage

# GRAY'S DAY-BY-DAY

Date	Opp.	Score	Dec.	IP	H	R	ER	HR	BB	SO	Left Game or IR/IRS	
4/6	@Bal	2-4	ND	0.1	1	0	0	0	1	0	0/0	
4/8	@Bal	1-3	ND	0.2	0	0	0	0	1	0	1/0	
4/11	LAA	6-5	W	0.1	0	0	0	0	0	0	0/0	
4/12	LAA	10-9	W	0.1	0	0	0	0	0	0	2/0	
4/14	Tex	2-6	ND	1.1	2	0	0	0	0	2	2/2	
4/17	@NYY	3-8	ND	1.0	2	1	1	0	1	0	0/0	
4/19	@NYY	6-7	ND	2.1	1	1	1	1	2	0	2/0	
4/21	@TB	1-4	ND	0.2	0	0	0	0	2	0	0/0	
4/24	Bos	2-11	ND	2.1	0	0	0	0	0	4	1/0	
4/27	KC	6-7	ND	0.1	1	0	0	0	1	0	1/1	
APRIL TOTALS				2-0	9.2	7	2	2	1	8	6	1.86 ERA
5/1	@LAA	0-4	ND	1.0	0	0	0	0	0	0	0/0	
5/5	@Sea	0-7	ND	0.2	1	1	1	1	0	0	1/1	
5/7	LAA	3-8	ND	1.1	1	0	0	0	0	1	2/0	
5/10	Tor	2-6	ND	1.0	1	0	0	0	0	1	0/0	
5/12	Tor	1-2	ND	1.0	1	0	0	0	0	2	0/0	
5/16	@Det	11-7	ND	2.1	2	1	1	0	0	0	0/0	
5/19	@Mil	5-4	W	1.0	2	0	0	0	0	2	0/0	
5/20	@Mil	4-16	ND	0.0	4	5	5	1	0	0	0/0	
5/24	@CWS	8-11	ND	1.0	0	0	0	0	0	1	0/0	
5/25	Det	6-10	ND	0.2	0	0	0	0	0	1	2/0	
5/28	Oak	5-4	ND	1.0	0	1	1	0	2	0	2/0	
5/30	Oak	4-0	ND	1.0	0	0	0	0	0	1	0/0	
MAY TOTALS				1-0	12.0	12	8	8	2	2	9	6.00 ERA
6/4	@KC	10-7	ND	0.2	2	2	1	0	1	0	0/0	
6/9	ChC	11-3	ND	2.0	3	3	3	1	0	1	0/0	
6/13	Phi	8-9	ND	1.0	1	0	0	0	0	0	0/0	
6/14	Phi	1-6	ND	1.0	2	1	1	0	1	0	0/0	
6/17	Mil	5-4	ND	3.0	1	0	0	0	2	1	0/0	
6/21	@Pit	1-9	ND	1.0	0	0	0	0	0	0	0/0	
6/22	@Cin	5-4	ND	0.1	2	0	0	0	1	0	0/0	
6/26	CWS	2-3	ND	0.2	0	0	0	0	0	0	1/0	
6/27	CWS	5-12	ND	1.0	2	1	1	0	0	0	0/0	
JUNE TOTALS				0-0	10.2	13	7	6	1	5	2	5.06 ERA
7/1	KC	10-8	W	1.0	2	0	0	0	1	0	2/2	
7/3	@Det	8-6	W	2.0	1	0	0	0	0	1	0/0	
7/7	@Tex	3-4	ND	1.1	2	0	0	0	0	0	0/0	
PRE-ASG TOTALS				5-0	36.2	37	17	16	4	16	18	3.93 ERA
7/14	Oak	3-9	ND	1.0	2	1	1	0	0	0	0/0	
7/15	Oak	4-9	ND	0.2	2	3	3	1	1	1	0/0	
7/17	Bal	6-4	ND	1.0	1	0	0	0	0	1	1/0	
7/21	@KC	3-7	ND	0.2	2	1	1	0	0	0	0/0	
7/24	@CWS	4-11	ND	0.2	1	3	3	0	2	0	3/0	
7/31	CWS	4-3	L	1.0	2	2	2	1	0	0	0/0	
JULY TOTALS				2-1	9.1	15	10	10	2	4	3	9.64 ERA
8/3	@Bos	6-5	W	1.1	1	0	0	0	0	1	3/0	
8/6	@Cle	14-3	ND	1.0	0	0	0	0	1	1	0/0	
8/10	TB	6-12	ND	1.0	0	0	0	0	0	0	0/0	
8/13	Det	9-3	ND	1.1	0	0	0	0	0	1	2/0	
8/15	Det	1-5	ND	1.0	2	1	1	0	0	1	0/0	
8/19	@Sea	1-5	ND	1.0	4	3	3	1	0	0	0/0	
8/21	@Oak	1-4	ND	1.1	0	0	0	0	0	0	3/0	
8/23	@Tex	6-10	ND	2.0	0	0	0	0	0	2	0/0	
8/26	@Tex	6-5	ND	0.1	3	3	3	2	0	0	0/0	
AUGUST TOTALS				1-0	10.1	11	7	7	3	3	6	6.10 ERA
POST-ASG TOTALS				1-1	15.1	21	17	17	5	6	8	9.98 ERA
SEASON TOTALS				6-1	52.0	58	34	33	9	22	26	5.71 ERA



# LIAM HENDRIKS

**RIGHT-HANDED PITCHER**

**62**

**HEIGHT/WEIGHT:** 6-1/205  
**BORN:** 2/10/89 in Perth, Australia  
**RESIDES:** Perth, Australia

**BATS/THROWS:** R/R  
**AGE:** 23

**ACQUIRED:** Signed as non-drafted free agent, 2/25/07  
**M.L. SERVICE:** 118 days  
**CONTRACT STATUS:** Signed thru 2012

**PERSONAL:** Liam Johnson Hendriks...attended Sacred Heart College in Australia.

## 2012:

- Made Twins Opening Day roster for first time in career...replaced Scott Baker (elbow) in Twins rotation and made first start April 15 vs. Texas, allowing one run on seven hits in 6.0 innings with no walks and four strikeouts.
- Made four starts for Twins, going 0-2, 9.00 (18.0 IP, 18 ER) before being optioned to Triple-A Rochester May 7.
- Named International League Pitcher of the Week June 4-10, after going 2-0, 0.00 (15.2 IP) with seven hits allowed, three walks, and 18 strikeouts...pitched 7.0-inning complete game shutout June 4 vs. Columbus, then followed it up with 8.2 shutout innings and 10 strikeouts June 9 at Indianapolis.
- Went 5-0, 1.94 (46.1 IP, 10 ER) with 42 strikeouts, 13 walks, and one complete game in seven starts for Red Wings
- Recalled by Twins June 16...made four starts for Twins and was optioned back to Rochester July 3.
- Posted 23-inning scoreless streak at Rochester June 4-July 13.
- Suffered first loss of the season July 23 at Durham, after winning first seven decisions.
- Pitched 7.0-plus innings with two-or-fewer runs allowed in 10 of 16 starts for Red Wings.
- Recalled by Twins August 21...was 9-3, 2.20 (106.1 IP, 26 ER) in 16 starts for Wings at the time of recall; was tied for first on the club in wins (8), first in innings pitched (106.1), and second in strikeouts (82).
- Pitched first career complete game, allowing one run on three hits and a season high six strikeouts but was dealt the loss August 27 vs. Seattle; Felix Hernandez pitched a complete game shutout for Mariners.
- Earned first major league win allowing two runs on two hits in 6.0 innings with two walks and two strikeouts September 19 at Cleveland; the win snapped his streak of 17 consecutive starts without a victory, tying Tampa Bay's Jason Hammel (2006-07) and the Mets Craig Anderson (1962-64) for third most all-time...became one of 16 Australian-born pitchers to win a major league game.

**2011:** Started the season with Double-A New Britain...was named Twins minor league Player of the Week, June 4-10, after going 2-0, 0.69 (13.0 IP, 1 ER) with 12 hits allowed, one walk, and 10 strikeouts in two starts...selected to pitch for World Team in XM Futures Game July 10 at Chase Field in Arizona, allowing one run on two hits in 1.0 inning pitched...voted by the fans as Eastern League All-Star...promoted to Rochester July 19...pitched 8.0 innings, allowing just one run on three hits in his final start for Rochester August 31 vs. Pawtucket...had contract selected by Twins September 6...became ninth Australian-born player to get the call-up to the majors in 2011, the most Australians to make it to the big leagues in a single season (previous high of eight in 2008)...made first career start September 6 vs. Chicago-AL and became first Australian player since July 1, 2004 (Travis Blackley, Mariners) to make his MLB debut as a starting pitcher...despite suffering the loss, pitched 7.0 innings, allowing three runs on four hits with four strikeouts and three walks...became 28th Australian-born player and 20th pitcher to ever play in the major leagues...combined to go 12-6, 3.36 (139.1 IP, 52 ER) with 111 strikeouts and 21 walks in 25 games (24 starts) between Triple-A Rochester and Double-A New Britain...combined to go 12-8, 3.76 (162.2 IP, 68 ER) with 127 strikeouts and 27 walks in 29 games (28 starts) between both minor league teams and the Twins...led Twins organization in strikeouts (127) and ranked second in wins (12)...ranked second among all Twins minor leaguers in strikeouts (111), fifth in innings pitched (139.1), and seventh in starts (24)...named 10th annual Jim Rantz Award recipient as Twins minor league Pitcher of the Year...named as the right-handed starting pitcher on minorleaguebaseball.com's 2011 Twins organizational All-Star team...ranked seventh best prospect in the Twins organization and best control among Twins minor leaguers by *Baseball America* following the season.

**2010:** Started season at Single-A Beloit...did not allow a run in first three starts (17.0 innings), and allowed just two runs over his first five starts (28.0 innings)...named the Midwest League Player of the Week April 8...promoted to Single-A Ft. Myers May 10...named to 2010 Futures All-Star Game, but did not pitch due to appendectomy surgery (July 4-August 18)...ranked by *Baseball America* as 14th best prospect in Florida State League...named sixth best prospect in the Twins organization and best control by *Baseball America*...pitched in Australian Baseball League in offseason...threw 26.1 innings over eight appearances (6 starts).

**2009:** Made three starts for Rookie Elizabethton before being promoted to Single-A Beloit July 8...allowed just four earned runs in first three starts (18.1 IP), posting a 1.96 ERA...did not allow a run in back-to-back starts August 22 and 27, allowing just two hits over 13.0 innings...pitched in World Baseball Classic for Team Australia...pitched two games out of bullpen vs. Team Mexico.

**2008:** Spent entire year on disabled list with a nerve injury.

**2007:** Started professional career with Gulf Coast League Twins...made 10 starts, including five starts without allowing a run...struck out a season-high 11 batters in 6.0 scoreless innings August 18.

**PROFESSIONAL:** Signed by Twins scout Howard Norsetter.

2012

## HENDRIKS' GAME HIGHS

CAREER

IP: 9.0, 8/27 vs. Sea.

Walks: 4, 7/2 at Det.

IP: 9.0, 8/27/12 vs. Sea.

Walks: 4, 7/2/12 at Det.

SO: 6, 8/27 vs. Sea.

CG: 1, 8/27 vs. Sea.

SO: 6, 8/27/12 vs. Sea.

CG: 1, 8/27/12 vs. Sea.

Win-Streak: 1, 9/19 at Cle.

Low-Hit: 3, 8/27 vs. Sea.

Win-Streak: 1, 9/19/12 at Cle.

Low-Hit: 3, 8/27/12 vs. Sea.

## HENDRIKS' PITCHING RECORD

YEAR	CLUB	W	L	ERA	G	GS	CG	SH	SV	IP	H	R	ER	HR	HB	BB	SO	WP	BK	BAA
2007	GCL Twins	4	2	2.05	10	10	0	0	0	44.0	41	14	10	2	1	11	52	0	0	.241
2008		INJURED - DID NOT PLAY																		
2009	Elizabethton	2	0	3.71	3	3	0	0	0	17.0	19	8	7	0	0	1	13	0	0	.271
	Beloit	3	5	3.51	11	11	0	0	0	66.2	73	34	26	3	2	15	62	5	1	.278
2010	Beloit	2	1	1.32	6	6	0	0	0	34.0	16	6	5	0	1	4	39	2	0	.138
	Ft. Myers	6	3	1.93	13	12	1	0	0	74.2	63	20	16	2	1	8	66	3	0	.225
2011	New Britain	8	2	2.70	16	15	2	0	0	90.0	85	30	27	5	3	18	81	0	0	.248
	Rochester	4	4	4.56	9	9	0	0	0	49.1	52	26	25	0	2	3	30	1	1	.277
	MINNESOTA	0	2	6.17	4	4	0	0	0	23.1	29	16	16	3	0	6	16	1	0	.312
2012	Rochester	9	3	2.20	16	16	1	1	0	106.1	76	28	26	5	1	28	82	3	0	.201
	MINNESOTA	1	8	5.59	16	16	1	0	0	85.1	106	61	53	17	4	26	50	4	0	.305
Minor League Totals		38-20	2.65	84	82	4	1	0	0	482.0	425	166	142	17	11	88	425	14	2	.235
Major League Totals		1-10	5.71	20	20	1	0	0	0	108.2	135	77	69	20	4	32	66	5	0	.307

## HENDRIKS' FIELDING RECORD

POSITION	PCT	G	PO	A	E	TC	DP	PB
Pitcher	1.000	4	0	6	0	6	0	—

## HENDRIKS' BATTING RECORD

BATTING	AVG	AB	R	H	2B	3B	HR	RBI	SH	SF	HB	BB	SO	SB	CS	OBP
Career	.000	2	0	0	0	0	0	0	0	0	0	0	1	0	0	.000

## HENDRIKS' WORLD BASEBALL CLASSIC RECORD

YEAR	CLUB	W-L	ERA	G	GS	CG	SH	SV	IP	H	R	ER	HR	HB	BB	SO	WP	BK	BAA
2009	Australia	0-0	10.80	2	0	0	0	0	1.2	3	2	2	0	0	1	1	0	0	.375

## HENDRIKS' DAY-BY-DAY

Date	Opp.	Score	Dec.	IP	H	R	ER	HR	BB	SO	Left Game or IR/IRS
4/15	Tex	3-4	ND	6.0	7	1	1	1	0	4	Leading 3-1
4/20	@TB	5-4	ND	5.2	5	4	4	2	2	1	Trailing 4-2
4/25	Bos	6-7	L	4.0	9	7	7	1	2	3	Trailing 7-1
APRIL TOTALS				0-1	15.2	21	12	12	4	8	6.89 ERA
5/2	@LAA	0-9	L	2.1	9	6	6	1	0	1	Trailing 6-0
MAY TOTALS				0-1	2.1	9	6	6	1	1	23.14 ERA
6/16	Mil	2-6	L	5.0	8	5	2	3	1	5	Trailing 5-1
6/21	@Pit	1-9	L	5.0	8	6	3	1	0	3	Trailing 6-1
6/26	CWS	2-3	L	6.1	5	3	3	1	1	5	Trailing 3-0
JUNE TOTALS				0-3	16.1	21	14	8	5	13	4.41 ERA
7/2	@Det	6-4	ND	4.0	6	4	4	0	4	2	Leading 6-4
JULY TOTALS				0-0	4.0	6	4	0	4	2	9.00 ERA
PRE-ASG TOTALS				0-5	38.1	57	36	30	10	23	7.04 ERA
8/22	@Oak	1-5	L	5.0	6	4	4	0	3	2	Trailing 4-1
8/27	Sea	0-1	L	9.0	3	1	1	1	3	6	CG
AUGUST TOTALS				0-2	14.0	9	5	5	1	8	3.21 ERA
9/1	@KC	8-7	ND	3.2	10	5	3	0	0	5	Leading 8-5
9/7	Cle	6-7	ND	5.0	8	4	4	1	3	2	Tied 4-4
9/13	KC	4-3	ND	5.0	7	3	3	0	2	3	Trailing 3-2
9/19	@Cle	6-4	W	6.0	2	2	2	1	2	2	Leading 6-2
9/24	NYG	3-6	L	6.1	8	6	6	4	1	4	Trailing 6-0
9/30	Det	1-2	ND	7.0	5	0	0	0	2	3	Leading 1-0
SEPTEMBER TOTALS				1-1	33.0	40	20	18	6	19	4.91 ERA
POST-ASG TOTALS				1-3	47.0	49	25	23	7	27	4.40 ERA
SEASON TOTALS				1-8	85.1	106	61	53	17	50	5.59 ERA





# CHRIS HERRMANN

CATCHER/OUTFIELDER

23

HEIGHT/WEIGHT: 6-0/198

BORN: 11/24/87 in Tomball, TX

RESIDES: Tomball, TX

ACQUIRED: 6th round, 2009 First-Year Player Draft

M.L. SERVICE: 20 days

CONTRACT STATUS: Signed thru 2012

BATS/THROWS: L/R

AGE: 24

**PERSONAL:** Christopher Herrmann...2006 graduate of Tomball High School (TX), where he was unanimously named as 17-5A first team All-District second baseman...attended Alvin Community College, where he was named to the NCAA Division I All-American team in 2008...named to the JUCO World Series All-Tournament team...honored with the NCAA Rawlings Big Stick Award...transferred to the University of Miami as a junior and majored in Sociology.

## 2012:

- Started season with Double-A New Britain...recorded back-to-back four-hit games May 21 and 22 vs. Binghamton.
- Named Twins Minor League Player of the Week for May 25, batting .450 (9-for-20) with three doubles, one home run, three rbi and six runs scored.
- Batted .325 (40-for-123) off left-handed pitching and .259 (95-for-367) off right-handed pitching at New Britain.
- Had contract selected by Twins September 14.
- Made major league debut September 16 vs. Chicago-AL as a defensive replacement and later grounded out in his first at-bat.
- Recorded first major league RBI, grounding out September 19 at Cleveland.
- Recorded first major league hit, singling off Cody Eppley in the ninth inning, September 26 vs. New York-AL.

**2011:** Started season with Single-A Ft. Myers and hit safely in 14 of first 15 games, batting .362 (21-for-58) in that span...struck out just six times in 106 plate appearances (87 at-bats) at Ft. Myers...promoted to Double-A New Britain May 4...led Rock Cats in games caught with 60...played 23 games in outfield...named as the catcher on minorleaguebaseball.com's 2011 Twins organizational All-Star team...led Twins "full season" minor leaguers in walks with 79 between both levels...played for Mesa Solar Sox in the Arizona Fall League, batting .380 (19-for-50) with six doubles, two home runs, and nine RBI in 15 games.

**2010:** Spent entire season with Single-A Ft. Myers...finished season fourth on team in doubles (17) and games played (107)...ranked fifth on team in on-base percentage (.310) and RBI (30)...caught 42 games for Miracle, throwing out 21 of 59 (36%) base runners...also made 11 appearances in center field and 52 in left field...named to Florida State League midseason All-Star team.

**2009:** Began professional career with Rookie Elizabethton after signing June 19...had 10-game hit-streak, batting .439 (18-for-41) with 13 runs, two homers, four RBI, five walks, and four doubles, July 7-16...finished fourth in Appalachian League in runs scored (45).

**AMATEUR CAREER:** Finished junior year at Miami with team-best .341 batting average...ranked as one of the top hitters in ACC the second half of 2009, hitting .398 over UM's last 30 games...led the 'Canes in batting average, runs scored (59), and on-base percentage (.458) while ranking second in both hits (73) and walks (41)...named NCBWA Pro-Line Athletic national Player of the Week and Atlantic Coast Conference Player of the Week after hitting .769 (10-for-13) with two homers, eight RBI, and eight runs scored in a three-game series sweep at Wake Forest (May 14-16).

**PROFESSIONAL:** Originally selected by Baltimore in 10th round of 2008 first-year player draft...signed by scout Hector Otero.

## 2012

Hits: 1, 9/26 vs. NYY.

RBI: 1, 9/19 at Cle.

Hit-Streak: 1, 9/26

HR: --

Grand Slams: --

SB: --

## HERRMANN'S GAME HIGHS

Hits: 1, 9/26/12 vs. NYY.

RBI: 1, 9/19/12 at Cle.

Hit-Streak: 1, 9/26/12

## CAREER

HR: --

Grand Slams: --

SB: --

## HERRMANN'S BATTING RECORD

YEAR	CLUB	AVG	G	AB	R	H	2B	3B	HR	RBI	SH	SF	HB	BB	SO	SB	CS	E	OBP
2009	Elizabethton	.297	59	236	45	70	14	1	7	30	1	2	5	33	40	2	2	2	.391
2010	Ft. Myers	.219	107	356	34	78	17	3	2	30	2	2	7	41	74	3	2	5	.310
2011	Ft. Myers	.310	24	87	14	27	5	1	1	16	2	2	0	15	6	1	0	1	.404
	New Britain	.258	97	337	53	87	14	5	7	46	3	0	2	64	68	9	3	7	.380
2012	New Britain	.276	127	490	91	135	25	1	10	61	1	6	1	89	2	1	4	350	
	MINNESOTA	.056	7	18	0	1	0	0	0	1	0	0	0	1	5	0	0	0	.105
	Minor League Totals	.264	414	1506	237	397	75	11	27	183	9	12	15	211	277	17	8	19	.357
	Major League Totals	.056	7	18	0	1	0	0	0	1	0	0	0	1	5	0	0	0	.105

## HERRMANN'S FIELDING RECORD

POSITION	PCT	G	PO	A	E	TC	DP	PB
Catcher	1.000	3	9	0	0	9	0	1
Outfield	1.000	2	1	0	0	1	0	—



# MATT MALONEY

LEFT-HANDED PITCHER

44

HEIGHT/WEIGHT: 6-4/210  
BORN: 1/16/84 in Sandusky, OH  
RESIDES: Louisville, KY

BATS/THROWS: L/L  
AGE: 28

ACQUIRED: Claimed off waivers from Cincinnati, October 31, 2011

M.L. SERVICE: 1 year, 94 days

CONTRACT STATUS: Signed thru 2012

**PERSONAL:** Matthew Michael Maloney...wife Kalee (Basting)...2002 graduate of Huron (OH) High School...attended Manatee Community College (2003) in Bradenton, FL and the University of Mississippi (2004-05).

## 2012:

- Made Twins Opening Day roster, his second straight career appearance on an Opening Day roster (Cincinnati, 2011).
- Made Twins debut, allowing two runs on two hits in 1.2 innings of relief April 8 at Baltimore.
- Earned fifth career win and first as a Twin with 1.0 scoreless inning of relief April 20 at Tampa Bay.
- Designated for release or assignment May 9; assigned to Triple-A Rochester May 12.
- Placed on 7-day disabled list with strained left elbow June 23, and remained there through the rest of season.

**2011:** Made Reds Opening Day roster for first time in career...went 0-1, 8.49 in five appearances (1 start) before being optioned to Triple-A Louisville April 23...recalled May 23 and pitched 3.1 innings of relief before leaving with an injury...disabled with a cracked rib, May 26-August 16...in a rehab start, became Louisville's all-time leader with 35th career win in a 3-2 victory July 24 vs. Charlotte...finished with 39 career wins at Triple-A Louisville...earned September call-up and made two more appearances for the Reds...claimed off waivers by Twins October 31.

**2010:** Spent most of season at Triple-A Louisville (Cincinnati)...disabled with blister on left middle finger April 22-29...ranked fifth in the International League in ERA (3.34)...led club in starts (24), wins (10), and ERA...became Louisville's all-time leader in career strikeouts (384)...made two starts (0-2, 3.09) and five relief appearances (0-0, 3.00) during two stints for Reds...made season debut with Reds July 6 in a 3-0 loss at New York-NL...made all five of his relief outings after he was promoted a second time September 3...entered the season rated eighth best prospect in the organization by *Baseball America*.

**2009:** Spent most of season at Triple-A Louisville (Cincinnati), where he made 10 starts before being recalled June 6...made major league debut that same night vs. Chicago-NL...ranked third among Reds minor leaguers in strikeouts (130) and fourth in ERA (3.00)...led International League in complete games (3), second in ERA (3.08), and tied for fourth in strikeouts (125)...was organization's minor league Pitcher of the Month for April (2-0, 1.86)...named International League Pitcher of the Week May 11-17...went 0-2, 6.11 in three starts for Cincinnati before being optioned to Louisville June 20...in 12 more starts for the Bats, went 5-6, 4.04 before receiving another promotion...made another start for Reds August 29 vs. Los Angeles-NL...optioned to Carolina, where he made his one appearance before being promoted for a third time September 8...during that last stint with Reds, was bothered by a blister on the middle finger of left hand but still made three starts before the season ended (2-1, 2.65)...first major league strikeout victim was Ryan Dempster (Chicago-NL) June 6...singled off Dempster to become first Reds pitcher to record a hit in first major league plate appearance since Scott Randall singled off Kip Wells September 18, 2003 at Pittsburgh...rated best control in Reds organization by *Baseball America*.

**2008:** Spent season at Triple-A Louisville (Cincinnati), but made one rehab appearance for the GCL Reds...ranked second among Reds minor leaguers in strikeouts (141) and tied for second in wins (12)...disabled with a strained right oblique muscle July 18-August 7...International League Pitcher of the Week May 12-19...pitched in six games for Magallanes in the Venezuelan Winter League...added to Reds 40-man roster November 20.

**2007:** Was an Eastern League midseason and postseason All-Star at Double-A Reading (Philadelphia) after going 9-7 with a 3.94 ERA...acquired by Reds in exchange for right-handed pitcher Kyle Lohse July 30...combined to finish 4-3, 2.80 ERA in seven starts at Double-A Chattanooga and Triple-A Louisville...went 13-10, 3.64 with 177 strikeouts and 144 hits allowed in 170.2 innings in 28 starts on the season.

**2006:** Spent year at Single-A Lakewood (Philadelphia) and was named South Atlantic League Pitcher of the Year...also was midseason and postseason All-Star...led league in wins (16), ERA (2.03), complete games (2), shutouts (1), innings pitched (168.2) and strikeouts (180)...was Phillies minor league Pitcher of the Month for June (3-0, 0.33 ERA).

**2005:** Played eight games for Single-A Batavia (Philadelphia) in the New York Penn League and made professional debut at the age of 21...earned first professional win July 17 vs Staten Island.

**PROFESSIONAL:** Originally selected by the Philadelphia Phillies in the third round of the 2005 first-year player draft...signed by scout Mike Stauffer.

## 2012

IP: 3.2, 4/17 at NY.

SO: 3, 4/24 vs. Bos.

Win-Streak: 1, 4.20 at T.B.

Walks: 1, 4.8 at Bal.

CG: - -

Low-Hit: - -

## MALONEY'S GAME HIGHS

IP: 7.0, 9/25/09 at Hou.

SO: 5, 3x, last 8/29/09 vs. LAD.

Win-Streak: 2, 2x, last 9/15-10/3/10

## CAREER

Walks: 3, 10/3/10 vs. Mil.

CG: - -

Low-Hit: - -

## MALONEY'S PITCHING RECORD

YEAR	CLUB	W-L	ERA	G	GS	CG	SH	SV	IP	H	R	ER	HR	HB	BB	SO	WP	BK	BAA
2005	Batavia	2-1	3.89	8	8	0	0	0	37.0	38	20	16	2	1	15	36	3	0	.277
2006	Lakewood	16-9	2.03	27	27	2	1	0	168.2	120	54	38	5	8	73	180	10	1	.194
2007	Reading	9-7	3.94	21	21	1	0	0	125.2	117	70	55	13	4	45	115	5	1	.246
	Chattanooga	2-2	2.57	4	4	0	0	0	28.0	17	9	8	4	1	3	39	2	0	.175
	Louisville	2-1	3.18	3	3	0	0	0	17.0	10	6	6	2	0	6	23	2	0	.169
2008	Louisville	11-5	4.68	25	25	2	1	0	140.1	143	75	73	18	7	39	132	4	0	.264
	GCL Reds	1-0	0.00	1	0	0	0	0	5.2	1	0	0	0	0	0	9	0	0	.056
2009	Louisville	9-9	3.08	22	22	3	1	0	143.0	143	56	49	11	7	24	125	4	0	.262
	Carolina	0-0	1.29	1	1	0	0	0	7.0	3	1	1	1	0	2	5	1	0	.136
	CINCINNATI	2-4	4.87	7	7	0	0	0	40.2	43	22	22	9	3	8	28	0	0	.281
2010	Louisville	10-7	3.34	24	23	0	0	0	134.2	132	65	50	9	10	28	104	4	1	.259
	CINCINNATI	2-2	3.05	7	2	0	0	0	20.2	20	7	7	2	1	5	13	0	0	.256
2011	AZL Reds	0-0	0.00	1	1	0	0	0	2.0	2	0	0	0	0	0	2	0	0	.286
	Louisville	7-1	2.99	14	13	0	0	0	81.1	77	29	27	8	6	11	51	0	0	.254
	CINCINNATI	0-3	9.16	8	2	0	0	0	18.2	36	21	19	7	1	4	13	0	0	.409
2012	Rochester	0-4	9.38	8	6	0	0	0	24.0	46	33	25	5	3	7	16	2	1	.400
	MINNESOTA	1-0	8.18	9	0	0	0	0	11.0	17	10	10	2	1	1	5	0	0	.347
Minor League Totals		69-46	3.43	159	154	8	3	0	914.1	849	418	348	78	47	253	837	37	4	.246
National League Totals		4-9	5.40	22	11	0	0	0	80.0	99	50	48	18	5	17	54	0	0	.310
American League Totals		1-0	8.18	9	0	0	0	0	11.0	17	10	10	2	1	1	5	0	0	.347
Major League Totals		5-9	5.74	31	11	0	0	0	91.0	116	60	58	20	6	18	59	0	0	.315

## MALONEY'S FIELDING RECORD

POSITION	PCT	G	PO	A	E	TC	DP	PB
Pitcher	1.000	31	2	15	0	17	1	—

## MALONEY'S BATTING RECORD

BATTING	AVG	AB	R	H	2B	3B	HR	RBI	SH	SF	HB	BB	SO	SB	CS	OBP
Career	.211	19	1	4	0	0	0	0	4	0	0	1	6	0	0	.250

## MALONEY'S DAY-BY-DAY

Date	Opp.	Score	Dec.	IP	H	R	ER	HR	BB	SO	Left Game or IR/IRS
4/8	@Bal	1-3	ND	1.2	2	2	2	1	2	1	0/0
4/13	Tex	1-4	ND	1.0	0	0	0	0	0	1	0/0
4/15	Tex	3-4	ND	1.0	0	0	0	0	0	0	0/0
4/17	@NYY	3-8	ND	3.2	4	2	2	1	0	0	2/1
4/20	@TB	5-4	W	1.0	0	0	0	0	0	0	0/0
4/24	Bos	2-11	ND	1.2	8	5	5	1	0	3	0/0
4/27	KC	6-7	ND	0.1	1	0	0	0	0	0	2/0
APRIL TOTALS				1-0	10.1	15	9	9	2	1	7.84 ERA
5/2	@LAA	0-9	ND	0.2	1	0	0	0	0	0	2/1
5/5	@Sea	0-7	ND	0.0	1	1	1	0	0	0	2/2
MAY TOTALS				0-0	0.2	2	1	0	0	0	13.50 ERA
PRE-ASG TOTALS				1-0	11.0	17	10	10	2	1	8.18 ERA
SEASON TOTALS				1-0	11.0	17	10	10	2	1	8.18 ERA



# JEFF MANSHIP

RIGHT-HANDED PITCHER

49

HEIGHT/WEIGHT: 6-2/212

BORN: 1/16/85 in San Antonio, TX

RESIDES: Boerne, TX

ACQUIRED: 14th round pick, 2006 First-Year Player Draft

M.L. SERVICE: 1 year, 22 days

CONTRACT STATUS: Signed thru 2012

BATS/THROWS: R/R

AGE: 27

**PERSONAL:** Jeffrey Michael Manship...2003 graduate of Ronald Reagan (TX) High School, where he was named All-American his final two seasons...posted a record of 22-2 with a 0.64 ERA, four no-hitters (one perfect game), and 7.9 K/BB ratio; and 9.0-inning averages of 17.4 strikeouts, 2.2 walks, and 3.1 hits allowed in final two seasons...was a member of Team USA's 16-under and 18-under Youth and Junior National teams, winning a Gold Medal in 2001...2007 graduate of the University of Notre Dame, where he led the Irish in strikeouts (111) and wins (9)...named Big East Conference Pitcher of the Year and third team Louisville Slugger All-American in 2006.

## 2012:

- Started season with Triple-A Rochester...went 1-0, 1.62 (16.2 IP, 3 ER) in seven games (1 start) in April.
- Recalled by Twins May 27 and appeared in eight games before being optioned to Triple-A Rochester June 27.
- Named International League Pitcher of the Week July 16-22, going 2-0, 2.25 (12.0 IP, 3 ER) with two walks and 11 strikeouts in two starts.
- Went 2-1, 1.45 (31.0 IP, 5 ER) in six starts for Triple-A Rochester upon his return to Red Wings, and was recalled by Twins July 29.
- Optioned back to Triple-A Rochester August 15.

**2011:** Made the Twins Opening Day roster for the first time in career...made five appearances before being optioned to Triple-A Rochester April 17...pitched in seven games (2 starts) for Red Wings, going 1-2, 6.23 ERA (17.1 IP, 12 ER)...placed on 7-day disabled list with right shoulder strain May 23...made two starts with GCL Twins on rehab assignment June 27-July 2...reinstated from disabled list July 4...tossed 7.2 shutout innings with just two hits allowed and seven strikeouts in four games (1 start) July 6-28...placed back on 7-day disabled list for remainder of season with left back strain August 1.

**2010:** Started season with Triple-A Rochester...made four starts for Rochester, going 2-2 before being recalled May 1...made first major league start of season May 1 at Cleveland, but did not factor into the decision, allowing two runs on five hits in 6.0 innings with one walk and six strikeouts...optioned to Rochester May 4 when Nick Blackburn was reinstated from family medical emergency list...made three starts at Rochester...recalled May 18 and made one relief appearance (2.0 IP) for Twins May 19 vs. Cleveland...optioned to Rochester May 20...made five more starts for the Red Wings, including a complete game shutout victory, allowing four hits with no walks and six strikeouts June 3 vs. Norfolk...recalled June 19...pitched 4.1 innings of relief, and struck out in first major league plate appearance June 19 at Philadelphia...made two relief appearances for Twins before being optioned June 26...made three starts for Red Wings and was recalled July 15...made one relief appearance before being optioned July 21...made four appearances (3 starts) for Rochester and was recalled August 12...earned first win of season, tossing 1.1 innings of scoreless relief August 18 vs. Chicago-AL...posted a 2.41 ERA (18.2 IP, 5 ER) with opponents batting .229 (16-for-70) with four extra-base hits (2 home runs) in May, June, July, and August combined with the Twins.

**2009:** Began season at Double-A New Britain, where he went 6-4, 4.28 (75.2 IP, 36 ER) in 13 starts...had a strikeout-to-walk ratio of 2.25 with the Rock Cats and allowed just two home runs...promoted to Triple-A Rochester on June 24, where he went 4-2, 3.22 (50.1 IP, 18 ER) in eight starts...allowed just one home run and had 30 strikeouts with the Red Wings...contract selected from Rochester on August 12, replacing pitcher Kevin Slowey, who was placed on 60-day disabled list with a strained left wrist...made major league debut in relief, pitching 1.0 scoreless inning of relief August 15 vs. Cleveland...moved into starting rotation after Francisco Lirio was placed on 15-day disabled list...made first major league start September 1 vs. Chicago-AL, allowing one run on four hits in 5.0 innings pitched...recorded first major league win, allowing four runs (3 ER) on eight hits in 5.1 innings pitched with four strikeouts and one walk October 2 vs. Kansas City.

**2008:** Began season at Single-A Ft. Myers...went 7-3, 2.86 (78.2 IP, 25 ER) in 13 starts for Miracle...tossed four-hit shutout June 3 vs. Dunedin...named Twins minor league Player of the Week June 6-13...selected to Florida State League All-Star team...promoted to Double-A New Britain June 16...went a combined 10-9 with a 3.65 ERA in 27 starts for Ft. Myers and New Britain...participated in Arizona Fall League with the Phoenix Desert Dogs.

**2007:** Began season at Single-A Beloit...named Twins minor league Player of the Week April 20-26...named Midwest League Pitcher of the Week April 30-May 5...named Twins Pitcher of the Month for April...selected to Midwest League All-Star team...promoted to Single-A Ft. Myers June 27...named Florida State League Pitcher of the Week July 23-29...named to Midwest League postseason All-Star team...his 15 wins tied him for ninth in all of minor league baseball...ranked best breaking pitch and best control in the Midwest League by *Baseball America*...named 13th best prospect in the Midwest League by *Baseball America*.

**2006:** Began professional career at Rookie GCL Twins...promoted to Ft. Myers August 12...named Florida State League Pitcher of the Week July 23-29 after going 1-1, 0.75 ERA with 16 strikeouts in 12.0 innings pitched for Ft. Myers.

**PROFESSIONAL:** Signed by scout Bill Miles.

## 2012

IP: 4.0, 8/10 vs. T.B.

SO: 4, 8/7 at Cle.

Win Streak: - -

Walks: 2, 8/7 at Cle.

CG: - -

Low-Hit: - -

## MANSHIP'S GAME HIGHS

IP: 6.0, 5/1/10 at Cle.

SO: 6, 5/1/10 at Cle.

Win Streak: 3, 10/2/09-9/6/10

## CAREER

Walks: 3, 2x, last 9/27/09 at K.C.

CG: - -

Low-Hit: - -

## MANSHIP'S PITCHING RECORD

YEAR	CLUB	W-L	ERA	G	GS	CG	SH	SV	IP	H	R	ER	HR	HB	BB	SO	WP	BK	BAA
2006	GCL Twins	0- 0	0.00	2	0	0	0	0	5.2	3	0	0	0	0	1	10	0	1	.150
	Ft. Myers	0- 0	2.08	4	3	0	0	0	8.2	7	3	2	0	0	2	12	0	0	.212
2007	Beloit	7- 1	1.51	13	13	0	0	0	77.2	51	15	13	4	1	9	77	7	0	.185
	Ft. Myers	8- 5	3.15	13	13	0	0	0	71.1	77	38	25	5	2	25	59	1	0	.270
2008	Ft. Myers	7- 3	2.86	13	13	1	1	0	78.2	68	31	25	0	4	20	63	4	0	.231
	New Britain	3- 6	4.46	14	14	0	0	0	76.2	90	47	38	8	3	24	62	6	1	.292
2009	New Britain	6- 4	4.28	13	13	0	0	0	75.2	72	37	36	2	2	20	45	1	0	.249
	Rochester	4- 2	3.22	8	8	0	0	0	50.1	53	23	18	1	1	17	30	1	1	.277
	MINNESOTA	1- 1	5.68	11	5	0	0	0	31.2	39	21	20	4	1	15	21	2	0	.310
2010	Rochester	3- 8	5.13	19	18	1	1	0	98.1	134	60	56	13	2	22	83	1	1	.329
	MINNESOTA	2- 1	5.28	13	1	0	0	0	29.0	34	20	17	3	0	6	21	0	0	.293
2011	GCL Twins	0- 0	1.50	2	2	0	0	0	6.0	5	1	1	0	0	0	5	0	0	.227
	Rochester	1- 2	4.32	3	0	0	0	0	25.0	24	12	12	4	0	4	21	1	0	.245
	MINNESOTA	0- 0	8.10	5	0	0	0	0	3.1	5	3	3	0	0	4	2	0	0	.385
2012	Rochester	6- 3	2.91	22	11	0	0	0	80.1	79	27	26	5	1	35	52	1	0	.263
	MINNESOTA	0- 0	7.89	12	0	0	0	0	21.2	29	19	19	4	1	7	12	0	0	.326
Minor League Totals		45-34	3.47	134	111	2	2	0	654.1	663	294	252	42	16	179	519	23	4	.263
Major League Totals		3- 2	6.20	41	6	0	0	0	85.2	107	63	59	11	2	32	56	2	0	.311

## MANSHIP'S FIELDING RECORD

POSITION	PCT	G	PO	A	E	TC	DP	PB
Pitcher	1.000	41	6	9	0	15	1	—

## MANSHIP'S BATTING RECORD

BATTING	AVG	AB	R	H	2B	3B	HR	RBI	SH	SF	HB	BB	SO	SB	CS	OBP
Career	.000	1	0	0	0	0	0	0	0	0	0	0	1	0	0	.000

## MANSHIP'S DAY-BY-DAY

Date	Opp.	Score	Dec.	IP	H	R	ER	HR	BB	SO	Left Game or IR/IRS				
5/29	Oak	3-2	ND	1.1	1	1	1	0	0	0	0/0				
MAY TOTALS				0-0	1.1	1	1	0	0	0	0.00 ERA				
6/6	@KC	4-2	ND	1.0	1	0	0	0	0	0	0/0				
6/9	ChC	11-3	ND	1.0	1	0	0	0	0	1	0/0				
6/13	Phi	8-9	ND	3.0	5	3	3	1	1	2	2/2				
6/16	Mil	2-6	ND	2.0	0	0	0	0	1	0	0/0				
6/19	@Pit	2-7	ND	0.1	2	3	3	1	1	1	0/0				
6/21	@Pit	1-9	ND	1.0	3	3	3	2	0	1	0/0				
6/27	CWS	5-12	ND	1.0	5	3	3	0	0	0	0/0				
JUNE TOTALS				0-0	9.1	17	12	4	3	6	11.57 ERA				
PRE-ASG TOTALS				0-0	10.2	18	13	4	3	5	10.97 ERA				
8/5	@Bos	4-6	ND	2.0	4	1	1	0	1	0	0/0				
8/7	@Cle	7-5	ND	2.0	2	1	1	0	2	4	0/0				
8/10	TB	6-12	ND	4.0	4	4	4	0	1	1	1/1				
8/15	Det	1-5	ND	3.0	1	0	0	0	0	2	2/0				
AUGUST TOTALS				0-0	11.0	11	6	0	4	7	4.91 ERA				
POST-ASG TOTALS				0-0	11.0	11	6	0	4	7	4.91 ERA				
SEASON TOTALS				0-0	21.2	29	19	4	7	12	7.89 ERA				



# DARIN MASTROIANNI 19

**OUTFIELDER**

HEIGHT/WEIGHT: 5-11/190  
 BORN: 8/26/85 in Mount Kisco, NY  
 RESIDES: Huntersville, NC  
 BATS/THROWS: R/R  
 AGE: 27  
 ACQUIRED: Claimed off waivers from Toronto 2/2/12  
 M.L. SERVICE: 149 days  
 CONTRACT STATUS: Signed thru 2012

**PERSONAL:** Darin Paul Mastroianni (pronounced mass-tro-YAH-nee)...2003 graduate of Fox Lane High School (NY)...attended Southern Indiana University and hit .409 (97-for-237) with 13 doubles, seven triples, and two home runs in 66 games...also stole 64 bases in 67 attempts...in 2007, named first team All-American, North Central Region Player of the Year, first year All-North Central Region, North Central Regional Outstanding Player, North Central Regional All-Tournament, Great Lakes Valley Conference Player of the Year, and first team All-GLVC...spent one year at Winthrop University appearing in only five games in 2005.

## 2012:

- Started season with Double-A New Britain and hit just .143 (5-for-35) in nine games before being promoted to Triple-A Rochester April 14.
- Hit safely in 15 of 20 games for Red Wings, including nine multi-hit games.
- Recalled by Twins May 10 when Danny Valencia was optioned.
- Went 2-for-4 with three RBI in second game for Twins, including first major league hit, a two-run single off Carlos Villanueva May 11 vs. Toronto.
- Had first career triple June 8 vs. Chicago-NL...hit first career double June 16 vs. Milwaukee.
- Hit first career home run, a solo shot off Will Ohman, June 27 vs. Chicago-AL.
- Hit first career three-hit game and stole three bases, July 5 at Detroit.
- Sideline with a mallet finger on the middle finger of left hand, an injury he suffered sliding into a base September 18 at Cleveland.
- Finished with 21 stolen bases, tying him for third-most in the AL among rookies.
- Was successful in 21 of 24 stolen base attempts (87.5%), tying him for sixth best percentage in the AL and third among MLB rookies...stolen base percentage ranked fourth best in club history and most ever for rookies.

**2011:** Started season with Triple-A Las Vegas (Toronto)...transferred from Las Vegas to Double-A New Hampshire on several occasions during season...batted .405 (17-for-42) with four doubles, one triple, and seven runs scored in 11 games in June...recalled by Toronto, August 24 and made the start in center field that same night vs. Kansas City, going 0-for-2 and being optioned back to Las Vegas following the game...batted .268 with 26 doubles, nine triples, three home runs, and 34 stolen bases in 123 games between New Hampshire and Las Vegas...stole his 200th career base in the minor leagues September 3 vs. Salt Lake City.

**2010:** Spent season with Double-A New Hampshire (Toronto)...selected to Eastern League midseason and postseason All-Star teams...was first in Eastern League in stolen bases (46), tied for first in hits (158), and second in runs scored (101), on-base percentage (.390), and walks (77)...led all Blue Jays minor leaguers in runs, hits, and stolen bases...batted .319 against left-handed pitching and .295 against right-handers...added to Jays 40-man roster November 19.

**2009:** Started season with Single-A Dunedin (Toronto)...named an organizational Star of the Month for April after batting .333 (24-for-72) with 18 runs scored and 16 stolen bases in 19 games...named Florida State League Player of the Week June 8-14, batting .452 with five RBI and 11 runs scored...named to FSL midseason All-Star game...transferred to Double-A New Hampshire at midseason...named Star of the Month in August, batting .314 with 16 runs scored and 22 stolen bases...finished season with 70 stolen bases at both levels combined.

**2008:** Spent entire season with Single-A Lansing (Toronto)...made full-time switch from second base to the outfield defensively.

**2007:** Made professional debut with Single-A Auburn (Toronto)...named an organizational Star of the Month for August, batting .286 with a home run and five RBI.

**PROFESSIONAL:** Toronto Blue Jays 16th round pick in the June 2007 First-Year Player Draft.

## 2012

## MASTROIANNI'S GAME HIGHS

## CAREER

Hits: 3, 2x, last 8/13 vs. Det.  
 RBI: 3, 2x, last 8/13 vs. Det.  
 Hit-Streak: 7, 6/27-7/15

HR: 1, 3x, last 8/13 vs. Det.  
 Grand Slams: --  
 SB: 3, 7/5 at Det.

Hits: 3, 2x, last 8/13/12 vs. Det.  
 RBI: 3, 2x, last 8/13/12 vs. Det.  
 Hit-Streak: 7, 6/27-7/15/12

HR: 1, 3x, last 8/13/12 vs. Det.  
 Grand Slams: --  
 SB: 3, 7/5/12 at Det.



### MASTROIANNI'S PLAYING RECORD

YEAR	CLUB	AVG	G	AB	R	H	2B	3B	HR	RBI	SH	SF	HB	BB	SO	SB	CS	E	OBP
2007	Auburn	.287	68	230	50	66	11	4	3	26	0	3	5	36	42	20	10	11	.391
2008	Lansing	.228	95	325	51	74	10	4	3	25	8	1	4	31	77	30	1	4	.302
2009	Dunedin	.325	61	231	55	75	11	2	0	26	2	0	4	37	38	32	7	5	.426
	New Hampshire	.271	70	247	39	67	10	2	1	25	4	1	1	39	45	38	8	0	.372
2010	New Hampshire	.301	132	525	101	158	25	7	4	46	7	5	3	77	96	46	10	3	.390
2011	New Hampshire	.254	44	169	29	43	8	3	1	13	2	3	2	22	24	14	3	2	.342
	Las Vegas	.276	79	319	63	88	18	6	2	23	4	0	1	40	54	20	7	2	.358
	TORONTO	.000	1	2	0	0	0	0	0	0	1	0	0	0	1	0	0	0	.000
2012	New Britain	.143	9	35	6	5	1	0	0	0	1	0	0	4	11	4	1	0	.231
	Rochester	.346	20	78	10	27	2	2	0	11	1	0	1	5	14	10	1	0	.393
	MINNESOTA	.252	77	163	22	41	3	2	3	17	3	1	1	18	45	21	3	3	.328
Minor League Totals		.279	578	2159	404	603	96	30	14	195	29	13	21	291	401	214	48	27	.368
Major League Totals		.248	78	165	22	41	3	2	3	17	4	1	1	18	46	21	3	3	.324

### MASTROIANNI'S FIELDING RECORD

POSITION	PCT	G	PO	A	E	TC	DP	PB
Outfield	.972	62	102	2	3	107	0	—
Second Base	—	1	0	0	0	0	0	—

### FRANCHISE ALL-TIME RECORDS

#### TWINS AND SENATORS RECORDS BY DECADE

TEAM(S)	YEARS	RECORD	WINNING %
Washington Senators	1901-1909	480-833	.366
Washington Senators	1910-1919	755-737	.506
Washington Senators	1920-1929	792-735	.519
Washington Senators	1930-1939	806-722	.527
Washington Senators	1940-1949	677-858	.441
Washington Senators	1950-1959	640-898	.416
Washington Senators/Minnesota Twins	1960-1969	862-747	.536
Minnesota Twins	1970-1979	812-794	.506
Minnesota Twins	1980-1989	733-833	.468
Minnesota Twins	1990-1999	718-833	.463
Minnesota Twins	2000-2009	863-758	.532
Minnesota Twins	2010-	223-263	.459



# JOE MAUER

**CATCHER**

**7**

**HEIGHT/WEIGHT:** 6-5/231

**BORN:** 4/19/83 in St. Paul, MN

**RESIDES:** Ft. Myers, FL

**ACQUIRED:** 1st round (first overall), 2001 First-Year Player Draft

**M.L. SERVICE:** 9 years

**CONTRACT STATUS:** Signed thru 2018

**BATS/THROWS:** L/R

**AGE:** 29

**PERSONAL:** Joseph Patrick Mauer...2001 graduate of Cretin-Derham Hall (MN) High School, where he played baseball, basketball, and football...led football team to two straight appearances in the Minnesota Class 5A Championship Game, winning the state title in 2000...named Gatorade's national Player of the Year, *Parade* and *USA Today* Player of the Year, and Reebok/ESPN High School All-American in football...signed letter of intent to play football at Florida State University...was All-State in basketball in junior and senior seasons...tied a national high school baseball record by homering in seven consecutive games...was District V Player of the Year and Gatorade Player of the Year in 2001...was member of Team USA Junior National Team 1998-2000...voted best hitter at the World Tournament in Panama in 2000...became seventh Minnesotan to be selected in first round and first to be selected first overall...donates time and effort in support of Twins Rookie League and R.B.I. programs...is active member of Minnesota Action Team, an expanding national youth volunteer initiative run by the Major League Baseball Players Trust and Volunteers of America...donates time and money in support of renovating and building baseball fields in St. Paul and surrounding areas.

## 2012:

- Was Twins Opening Day catcher for eighth time in career, going 0-2 with two walks on Opening Day April 6 at Baltimore.
- Hit second career home run at Target Field April 12 vs. Los Angeles-AL in his 468th career plate appearance at Target Field.
- Batted .325 (26-for-80) with 13 RBI, 12 walks, and a .419 on-base percentage in 21 April games...reached base via hit or walk in 19 of those games.
- Tied career-high with three walks May 11 vs. Toronto...tied it again two days later May 13 vs. Toronto...again May 30 vs. Oakland; again July 7 at Texas.
- Had 19th career game with four-plus hits May 20 at Milwaukee, his first since August 18, 2010 vs. Chicago-AL.
- Recorded 1,164th and 1,165th career hits June 17 vs. Milwaukee, tying and passing Cesar Tovar (1,164), moving into ninth place on the Twins all-time hit list.
- Hit 232nd career double June 24 at Cincinnati, tying Harmon Killebrew for ninth on the Twins all-time list...passed Killebrew and moved into sole possession of ninth with his 233rd career double June 29 vs. Kansas City.
- Batted .397 (29-for-73) with nine multi-hit games and .438 on-base percentage in 20 June games; .397 average was third highest in baseball.
- Had season-high 12-game hitting streak June 17-July 3, batting .449 (22-for-49) in that span.
- Selected as reserve on American League All-Star team, marking his fifth selection...finished second in voting among AL catchers (2,922,422) behind the Rangers Mike Napoli (4,317,718)...played 2.0 innings at first base and went 1-for-1 with a single.
- Led American League in on-base percentage (.416) at All-Star break and ranked sixth in batting average (.326).
- Recorded 1,197th and 1,198th career hits July 17 vs. Baltimore, tying and passing Chuck Knoblauch (1,197), moving sole possession of eighth place on Twins all-time list...that game also marked his 1,000th major league game.
- Drew 513th career walk July 20 at Kansas City, tying Chuck Knoblauch for sixth on Twins all-time list...passed Knoblauch with 514th career walk July 22 at Kansas City, moving into sole possession of sixth place.
- Hit go-ahead three-run homer with two outs in bottom of ninth inning August 4 at Boston off Alfredo Aceves, giving Twins the eventual 6-4 victory.
- Hit 239th career double August 6 at Cleveland, tying him with Michael Cuddyer for eighth on Twins all-time doubles list...passed Cuddyer and moved into sole possession of eighth place with his 240th double August 10 vs. Tampa Bay.
- Recorded 1,218th career hit August 10 vs. Tampa Bay, tying him with Torii Hunter for seventh on Twins all-time hits list...passed Hunter and moved into sole possession of seventh place with 1,219th hit August 12 vs. Tampa Bay.
- Caught 831st career game August 24 at Texas, tying him with Earl Battey for most games caught in Twins history...passed Battey with his 832nd game and moved into sole possession of first place August 27 vs. Seattle.
- Recorded his 549th career walk, September 28 vs. Detroit, tying him with Roy Smalley for fifth place on the Twins all time walks list...passed Smalley and moved sole possession of fifth place September 29 vs. Detroit.
- Batted .388 (31-for-80) in 22 September games, ranking first in AL and third in baseball; .485 on-base percentage ranked first in AL and second in baseball...hit .474 (9-for-19) with runners in scoring position in that time, second best in AL and third best in baseball.
- Tied single season career high drawing 84th walk September 28 vs. Detroit; set single season career high drawing 85th walk September 29 vs. Detroit.
- Tied single season career high playing in 146th game October 2 at Toronto; set single season career high playing in 147th October 3 at Toronto...played 74 games at catcher (72 starts), 30 games at first base (all starts), 42 at designated hitter (all starts).

- Finished first in baseball with .416 on-base percentage and tied for third in AL in times on base (266); reached base four-plus times in 11 games.
- Ranked first in baseball in three-hit games (23) and fourth among American Leaguers in batting average (.319) and walks (90).
- Ranked third in AL in batting average with runners in scoring position (.372) and fifth in baseball.
- Was only player in baseball with 30-plus doubles, 80-plus RBI, 80-plus runs, 90-plus walks, .300-plus batting average and .400-plus on-base percentage.
- Was one of two players in baseball with 90-plus walks (90) and less than 90 strikeouts (88), the other Joey Votto (94 walks, 85 strikeouts).
- Rated best strike zone judgement and second best defensive catcher in American League by *Baseball America's* annual Best Tools survey.
- Finalist (Twins representative) for the Hank Aaron Award, recognizing the most outstanding offensive performer in each league.

**2011:** Was Twins Opening Day catcher for seventh time in career, marking the most ever by a Twins catcher, passing Butch Wynegar, who started six (1976-'80, '82)...played in nine games before being placed on the 15-day disabled list with bilateral leg weakness April 14...played seven games on rehab assignment with Single-A Ft. Myers, batting .261 (6-for-23)...transferred to 60-day disabled list June 3; reinstated June 17...batted just .217 (13-for-60) in first 18 games off disabled list, June 17-July 6, but batted .317 (64-for-202) in final 55 games July 7-end-of-the-season...played first career game at first base, going 3-for-5 with two RBI, July 7 vs. Chicago-AL...played 18 games at first base, batting .424 (28-for-66) and fielding .994 (1 error in 170 total chances) at that position...tied career-high with three walks July 15 vs. Kansas City and September 14 at Kansas City, his final game of the season...recorded 448th career walk, tying him with Tony Oliva for eighth on Twins all-time list July 23 vs. Detroit...passed Oliva and moved into sole possession of eighth place with 449th career walk July 27 at Texas...hit first home run of season July 27 at Texas, his first since September 15, 2010, a span of 203 plate appearances...recorded 450th career walk July 28 at Texas, tying him with Kirby Puckett for seventh place on Twins all-time list...passed Puckett and moved into sole possession of seventh place with 451st career walk July 29 at Oakland...recorded 210th career double, tying Chuck Knoblauch for 10th on Twins all-time list, August 8 vs. Boston...moved into sole possession of 10th on the list with 211th career double August 10 vs. Boston...made first major league start in right field August 18 vs. New York-AL...caught 759th career game August 4 at Los Angeles-AL, tying Butch Wynegar for second on the Twins all-time list for most games caught...caught 76th career game, surpassing Wynegar, August 5 vs. Chicago-AL, and moving into sole possession of second place...recorded 85th career intentional walk, tying Kirby Puckett for fifth on the Twins all-time list, July 29 at Oakland...moved into sole possession of fifth place on the list with 86th career intentional walk September 7 vs. Chicago-AL...reached safely via hit or walk 12 times in final 25 plate appearances September 7-14, posting a .520 on-base percentage in that span...placed on 15-day disabled list with pneumonia, ending his season September 22...named second best defensive catcher in the American League by *Baseball America* behind Baltimore's Matt Wieters.

**2010:** Was Twins Opening Day catcher, hitting safely in eight of first nine games, including first home run April 6 at Los Angeles-AL...hit first double at Target Field by a Twins player (second inning off Jon Lester) April 12 vs. Boston...had third career five-hit game April 24 at Kansas City...batted .345 (29-for-84) in 22 games in April...caught 657th career game, tying Tim Laudner for third place in most games caught by a Twin June 16 vs. Colorado...passed Laudner on June 18 at Philadelphia, catching 658th career game...voted American League's starting catcher in 2010 All-Star Game for third time in career (4th career All-Star appearance)...went 0-for-2 in the game with fly out and reaching on an error...amassed 5,372,606 votes, marking third most votes all-time, trailing only Ken Griffey Jr. (6,079,688) in 1994 and Albert Pujols (5,397,374) in 2009...became first catcher to be MLB's overall top vote-getter since Ivan Rodriguez of Texas in 2000...joined Rod Carew (1975, 1977-78) as only other Twin to lead baseball in votes...had fourth career five-hit game and career-high seven RBI July 26 vs. Kansas City in Twins 19-1 victory...collected six consecutive hits July 26-27 at Kansas City...drove in 21 runs in a 14-game span July 23-August 10...hit .344 (32-for-93) with 12 doubles, 19 runs, three homers, and 19 RBI in 23 July games...tied Cesar Tovar for 11th on club's all-time doubles list with his 193rd July 31 vs. Seattle...passed Tovar August 5 and moved into sole possession of 11th place with 194th career double August 5 at Tampa Bay...played in 800th career game August 13 vs. Oakland...hit first home run at Target Field (off Gavin Floyd), snapping a string of 209 consecutive plate appearances without a home run at Target Field August 18 vs. Chicago-AL...collected Twins only hit, breaking up a no-hitter with one out in the ninth inning off Neftali Feliz August 23 at Texas, marking second time in career in which he broke up a no-hitter in ninth (May 6, 2008 at Chicago-AL, Gavin Floyd)...named Pepsi's clutch performer for month of August after batting .380 (35-for-92) with seven doubles, two home runs, 16 RBI, and 17 runs scored in 26 games...also posted .522 slugging percentage, .482 on-base percentage, and recorded a hit in 19 of 26 games played (8 multi-hit games)...scored 500th career run September 7 vs. Kansas City...became 15th Twins player in club history with 500-plus runs...tied Bob Allison for 12th on club's all-time hits list with 999th career hit as a Twin September 12 at Cleveland...recorded 1,000th career hit, a first-inning single off John Danks, September 14 at Chicago-AL...the hit also passed Bob Allison on Twins all-time hits list, moving him into sole possession of 12th place...hit 200th career double, becoming one of 11 Twins in club history with 200-plus doubles September 16 at Chicago-AL...missed nine games in September with jammed left knee, suffered while running the bases September 19 vs. Oakland...hit 43rd double, placing him second on baseball's all-time list for doubles by a catcher in one season (Ivan Rodriguez, 47 in 1996) October 3 vs. Toronto...passed Brian Harper's 1990 total of 42, moving into first on Twins all-time single-season doubles list for a catcher...recorded five games with four-or-more hits, third-most in baseball...recorded 40 multi-hit games and 20 three-hit games...batted .389 against AL Central opponents...batted .516 against the Royals and .451 against the White Sox...was one of just four players in baseball with 40-plus doubles and a .320-plus batting average (Carlos Beltr , New York-NL; Miguel Cabrera, Detroit; and Josh Hamilton, Texas)...became just fourth Twin to post those numbers -- Paul Molitor in 1996, Tony Oliva in 1964 & '65, and Kirby Puckett in 1988 & '89...awarded third consecutive Rawlings® Gold Glove...won fourth Louisville Slugger Silver Slugger Award (third consecutive)...finished eighth in American League MVP voting with 97 points, including two third-place votes...named to *Baseball America's* major league All-Star team...ranked by *Baseball America* as the American League's best defensive catcher, second best overall hitter (Detroit's Miguel Cabrera), and second best strike zone judgement (Boston's Kevin Youkilis)...was given the Dick Siebert Award for Upper Midwest Player of the Year and the Calvin R. Griffith Award for Most Valuable Twin by the Twin Cities Chapter of Baseball Writers Association of America.

**2009:** Missed all of April on the 15-day disabled list due to inflammation of the right sacroiliac joint (April 2-30)...homered in first at-bat of season May 1 vs. Kansas City...hit safely in 14 straight games May 7-21, batting .418 (23-for-55) with seven multi-hit games, seven home runs, 14 runs scored, and 21 RBI...had second career grand slam and season-high six RBI May 21 at Chicago-AL...earned American League Player of the Week honors from May 18-24...finished May with 11 home runs and 32 RBI, the first time in Twins history a player has reached 11 home runs and 30 RBI in same month...only other player in franchise history to accomplish the feat was Harmon Killebrew, who hit 13 home runs and drove in 37 runs in August 1960 with the Washington Senators...his 32 RBI set a Twins record for the month of May...earned American League Player of the Month honors for May after batting .414 (41-for-99) with seven doubles, one triple, 11 home runs, 19 walks, 32 RBI, 27 runs scored, and recording an on-base percentage of .500 and a slugging percentage of .838...finished June batting .353 (36-for-102) with three home runs, 11 RBI, and 16 runs scored with 10 multi-hit games...hit career-high 14th home run June 20 vs. Houston...finished first-half batting .373 (90-for-241)

with 15 home runs, 49 RBI, and 49 runs scored in just 64 games...his .373 first-half average was sixth highest in Twins pre-All-Star break history...selected to third All-Star game and voted by the fans as the starting catcher for the second straight season...went 1-for-3 in the All-Star game with a run scored and a game-tying RBI-double in the fifth inning...for the month of August, led the AL in batting average (.391) and intentional walks (4), ranked second in hits (45), third in on-base percentage (.449), tied for fourth in runs (21), tied for fifth in home runs (8), fifth in slugging percentage (.652), and sixth in RBI (23)...had third four-hit game of season August 7 at Detroit...hit seven home runs in an 11-game span, with 17 RBI and .553 batting average August 7-18...hit safely in 24 of 28 games in August...hit safely in 110 of 138 games overall (80%)...won third American League batting title, becoming one of just 10 players in major league history to win three-or-more batting titles, and the first to win back-to-back batting titles since Nomar Garciaparra of Boston in 1999 and 2000...finished ninth in the American League in multi-hit games (55) and first in three-hit games (23)...led American League with .365 batting average, .444 on-base percentage, and .587 slugging percentage...only 12 players have ever led the American League in all three, with the last being Kansas City's George Brett in 1980...of the 12 AL players to do it, 10 are in the Baseball Hall of Fame (Ted Williams, 5 times; Ty Cobb, 3; Napoleon Lajoie, 2; and George Stone, Tris Speaker, Babe Ruth, Lou Gehrig, Jimmie Foxx, Frank Robinson, Carl Yastrzemski, Fred Lynn, and George Brett)...no catcher in either league had ever led in all three categories at the end of a season before Mauer...named *Baseball America's* Player of the Year and MLB Players Choice Award's American League Most Outstanding Player...was given the Calvin R. Griffith Award for Most Valuable Twin and the Dick Siebert Award for Upper Midwest Player of the Year by the Twin Cities Baseball Writers Association...was given his second Rawlings® Gold Glove Award...won Louisville Slugger Silver Slugger Award...was named the American League's Most Valuable Player, becoming the fifth player in club history to win the award (Zoilo Versalles, 1965; Harmon Killebrew, 1969; Rod Carew, 1977; and Justin Morneau, 2006)...became the first catcher to win the AL MVP since Texas Ivan Rodriguez in 1999.

**2008:** Finished first-half third in AL in batting (.322) behind Ian Kinsler (.337) of Texas and Justin Morneau (.323)...became first Twins catcher to start an All-Star Game July 15 at New York-AL, going 1-for-1 with a walk...had career-high 16-game hit-streak from August 4-24, batting .349 (22-for-63) with one home run, 10 RBI, and 13 runs scored...had second career five-hit game and season-high four RBI August 29 at Oakland...his .362 batting average with runners in scoring position ranked seventh in American League...was one of just four catchers to log 1,200-or-more innings behind the plate, and ranked second in league by throwing out 36% of potential basestealers...finished season four points ahead of Dustin Pedroia (Boston) to win his second batting title in three years (2006)...it was 13th American League batting title by a Minnesota Twin in 48-year existence of team as he joined Tony Oliva and Rod Carew as only Twins who have won multiple titles...joined Buddy Myer (Washington, 1935) and Joe Cronin (Washington, 1931) as only players in franchise history to hit over .300, score over 95 runs, record 30-or-more doubles, drive in 80-or-more runs, and walk 80-or-more times in a single season...was given the Dick Siebert Award for Upper Midwest Player of the Year and the Carl R. Pohlad Community Service Award by Twin Cities Baseball Writers Association...won first-ever Rawlings Gold Glove Award, becoming second Twins catcher to win the award (Earl Battey in 1961 & '62)...became first American League player to win batting title and Gold Glove in same season since Ichiro Suzuki (Seattle) in 2004...won Louisville Slugger Silver Slugger Award.

**2007:** Tied career-high with three doubles April 17 at Seattle...disabled with strained left quadriceps May 6-June 8...began rehab assignment at Single-A Ft. Myers June 6...had second career two-homer game June 24 at Florida...hit first career grand slam June 29 at Detroit...went 4-for-6 and tied career-high with five RBI July 6 at Chicago-AL...recorded Twins first inside-the-park home run since Torii Hunter (July 26, 2001) July 21 vs. Los Angeles-AL...had season-high 10-game hit-streak, going 15-for-40 (.375) July 14-24...threw out 19 of 40 (48%) runners attempting to steal to up career totals to 58 of 127 (46%).

**2006:** Named American League Player of the Week June 5-11...had first career five-hit game June 27 vs. Los Angeles-NL...named AL Player of the Month for July...selected to first career All-Star team July 11 at Pittsburgh...threw out 17 of 56 (30%) runners attempting to steal...was intentionally walked 21 times, second highest single season total by a Twin (Killebrew, 23 in 1970)...finished season hitting .347 and won the AL batting title...became first AL catcher to win batting title and at 23, the youngest batting champ since Alex Rodriguez (21) in 1996...the last catcher to win batting title was Ernie Lombardi in 1942 with the Boston Braves...won Dick Siebert Award as Upper Midwest Player of the Year...won Louisville Slugger Silver Slugger Award.

**2005:** Threw out 17 of 48 (35%) runners attempting to steal to up career totals to 22 of 64 (34%)...led club in batting (.294) and walks (61), tied for lead in intentional walks, second in hits (144) and multi-hit games (41), tied for second in stolen bases (13), and third in doubles (26).

**2004:** Made major league debut and singled off Rafael Betancourt for first big league hit April 5 vs. Cleveland...disabled with medial meniscus tear in left knee April 7-June 2...had surgery to remove meniscus in left knee April 8...began rehab assignment at Ft. Myers May 26, and continued rehab at Rochester...hit first major league homer off Esteban Yan June 6 vs. Detroit...had first career two-homer game June 30 vs. Chicago-AL...had first career four-hit game July 7 vs. Kansas City...disabled for remainder of season with sore left knee July 19...won Bill Boni Award as Twins Outstanding Rookie...ranked top prospect in the Twins organization by *Baseball America* entering the 2005 season.

**2003:** Began season at Single-A Ft. Myers...had a season-high 19-game hit-streak, May 18-June 6...named Twins minor league Player of the Week May 24-30...played in Florida State League All-Star Game June 14 at Ft. Myers...promoted to New Britain June 16...played for United States team in Futures Game July 13 at Chicago-AL...Twins minor league Player of the Month for July...named Topps' Eastern League Player of the Month for July...threw out 36 of 69 (52%) runners attempting to steal...led both Florida State League and Eastern League in throwing out runners attempting to steal...led Twins minor leaguers in hits (172), second in RBI (85), and fourth in walks (49)...was fifth among all minor leaguers in hits and was 11th in batting (.338)...led all minor league catchers in batting...selected to Florida State League postseason All-Star team...rated best hitting prospect and best defensive catcher in Florida State League by *Baseball America*...named to *Baseball America's* minor league All-Star team and All-Defensive team...rated best prospect in Eastern League and Florida State League...named Teenager of the Year by Sportsticker...named minor league Player of the Year by *Baseball America* and Sportsticker...won Sherry Robertson Award as Twins minor league Player of the Year...played for Team USA in Olympic Qualifying Tournament in Panama...ranked top prospect in the Twins organization by *Baseball America* entering the 2004 season.

**2002:** Selected to Midwest League All-Star team June 18 at Lansing...disabled for remainder of season after surgery to repair hernia August 30...led club in walks (61); second in batting (.302), hits (124), and RBI (62); tied for second in doubles (23); and fourth in at-bats (411) and runs (58)...named to Sportsticker's Midwest League All-Ten team and league postseason All-Star team...named to Topps' Single-A All-Star Team...rated top minor league catching prospect, second best arm strength, third best receiving skills, and best defensive catcher in Midwest League...selected to Low Single-A All-Star team by *Baseball America*...ranked top prospect in the Twins organization by *Baseball America* entering the 2003 season.

**2001:** Named Twins minor league Player of the Week, going 14-for-29 (.483), August 26-September 1...named Twins minor league Player of the Month for August, going 44-for-107 (.411)...rated as top prospect in Appalachian League and top minor league catching prospect by *Baseball America*.

**PROFESSIONAL:** Signed by scout Mark Wilson.

## 2012

Hits: 4, 5/20 at Mil.

RBI: 4, 2x, last 9/23 at Det.

Hit-Streak: 12, 6/17-7/3

HR: 1, 10x last 9/16 vs. CWS.

Grand Slams: 1, 9/1 at K.C.

SB: 1, 8x, last 8/26 at Tex.

## MAUER'S GAME HIGHS

Hits: 5, 4x, last 7/26/10 at K.C.

RBI: 7, 7/26/10 at K.C.

Hit-Streak: 16, 8/4-24/08

## CAREER

HR: 2, 4x, last 8/18/09 at Tex.

Grand Slams: 3, last 9/1/12 at K.C.

SB: 2, 7/19/05 vs. Bal.

## MAUER'S PLAYING RECORD

YEAR	CLUB	AVG	G	AB	R	H	2B	3B	HR	RBI	SH	SF	HB	BB	SO	SB	CS	E	OBP
2001	Elizabethhton	.400	32	110	14	44	6	2	0	14	0	0	1	19	10	4	0	4	.492
2002	Quad Cities	.302	110	411	58	124	23	1	4	62	0	2	2	61	42	0	0	6	.393
2003	Ft. Myers	.335	62	233	25	78	13	1	1	44	0	3	1	24	24	3	0	0	.395
	New Britain	.341	73	276	48	94	17	1	4	41	0	4	5	25	25	0	0	3	.400
2004	Rochester	.316	5	19	1	6	3	0	0	2	0	1	0	1	4	0	0	0	.333
	Ft. Myers	.667	2	6	0	4	0	0	0	2	0	0	0	2	2	0	0	0	.750
	MINNESOTA	.308	35	107	18	33	8	1	6	17	0	3	1	11	14	1	0	2	.369
2005	MINNESOTA	.294	131	489	61	144	26	2	9	55	0	3	1	61	64	13	1	5	.372
2006	MINNESOTA	.347	140	521	86	181	36	4	13	84	0	7	1	79	54	8	3	4	.429
2007	Ft. Myers	.000	1	3	0	0	0	0	0	0	0	0	0	1	0	0	0	0	.250
	MINNESOTA	.293	109	406	62	119	27	3	7	60	2	3	3	57	51	7	1	1	.382
2008	MINNESOTA	.328	146	536	98	176	31	4	9	85	1	11	1	84	50	1	1	3	.413
2009	Ft. Myers	.400	5	15	2	6	2	0	0	4	0	1	0	2	1	0	0	0	.444
	MINNESOTA	.365	138	523	94	191	30	1	28	96	0	5	2	76	63	4	1	3	.444
2010	MINNESOTA	.327	137	510	88	167	43	1	9	75	0	6	3	65	53	1	4	3	.402
2011	Ft. Myers	.261	7	23	3	6	2	0	1	6	0	0	1	3	1	0	0	0	.370
	MINNESOTA	.287	82	296	38	85	15	0	3	30	0	2	3	32	38	0	0	5	.360
2012	MINNESOTA	.319	147	545	81	174	31	4	10	85	1	3	2	90	88	8	4	5	.416
Minor League Totals		.330	297	1096	151	362	66	5	10	175	0	11	10	138	109	7	0	13	.406
Major League Totals		.323	1065	3933	626	1270	247	20	94	587	4	43	17	555	475	43	15	31	.405

## MAUER'S FIELDING RECORD

POSITION	PCT	G	PO	A	E	TC	DP	PB
Catcher	.995	845	5336	293	28	5657	32	37
First Base	.993	48	423	28	3	454	37	—
Outfield	1.000	1	3	0	0	3	0	—
Totals	.995	894	5762	321	31	6114	69	37

## MAUER'S DIVISION SERIES RECORD

YEAR	OPPONENT	AVG	G	AB	R	H	2B	3B	HR	RBI	SH	SF	HB	BB	SO	SB	CS	E	OBP
2006	Oakland	.182	3	11	0	2	0	0	0	0	0	0	0	1	0	0	0	0	.250
2009	New York-AL	.417	3	12	1	5	1	0	0	1	0	0	0	2	4	0	0	0	.500
2010	New York-AL	.250	3	12	0	3	0	0	0	0	0	0	0	1	3	0	0	1	.250
Division Series Totals		.286	9	35	1	10	1	0	0	1	0	0	0	4	7	0	0	1	.359

## MAUER'S ALL-STAR GAME RECORD

YEAR	HOST	AVG	G	AB	R	H	2B	3B	HR	RBI	SH	SF	HB	BB	SO	SB	CS	E	OBP
2006	Pittsburgh	.000	1	2	0	0	0	0	0	0	0	0	0	0	1	0	0	0	.000
2008	New York-AL	1.000	1	1	0	1	0	0	0	0	0	0	0	1	0	0	0	0	1.000
2009	St. Louis	.333	1	3	1	1	1	0	0	1	0	0	0	0	0	0	0	0	.333
2010	Los Angeles-AL	.000	1	2	0	0	0	0	0	0	0	0	0	0	0	0	0	0	.000
2012	Kansas City-AL	1.000	1	1	0	1	0	0	0	0	0	0	0	0	0	0	0	0	1.000
All-Star Game Totals		.333	5	9	1	3	1	0	0	1	0	0	0	1	1	0	0	0	.400



# JUSTIN MORNEAU

**FIRST BASEMAN**

# 33

**HEIGHT/WEIGHT:** 6-4/222

**BORN:** 5/15/81 in New Westminster, BC

**RESIDES:** St. Paul, MN

**ACQUIRED:** 3rd round, 1999 First-Year Player Draft

**M.L. SERVICE:** 8 years, 168 days

**CONTRACT STATUS:** Signed thru 2013

**BATS/THROWS:** L/R

**AGE:** 31

**PERSONAL:** Justin Ernest George Morneau (pronounced MORE-no)...wife Krista (Martin)...daughter Evelyn (9/23/10), son Martin (7/21/12)...1999 graduate of New Westminster (BC) Secondary School, where he played baseball, basketball, and hockey...member of National Championship baseball team in 1997 and 1998...named top catcher and hitter at National Championships in 1998...New Westminster High School Athlete of the Year in 1999...played on Canadian World Junior team in 1999...played on Canadian National team in 2001 World Baseball Championship...played for Team Canada in 2006 and 2009 World Baseball Classic...started a program in 2007 where he donates \$100 per RBI to help renovate youth baseball fields across the Upper Midwest...won 2008 State Farm Home Run Derby at the All-Star game in New York-AL, hitting a total of 22 home runs in the event and defeating Texas' Josh Hamilton 5-3 in the final round.

## 2012:

- Was Twins Opening Day designated hitter, batting fourth, going 1-for-4, April 6 at Baltimore.
- Went 3-for-4 with two home runs, three RBI, and three runs scored, April 18 at New York-AL, his 15th career two-homer game.
- Placed on 15-day disabled list with sore left wrist May 7, missing 14 games; reinstated, May 16.
- Recorded four three-RBI games in a seven-game span May 17-24.
- Hit 192nd and 193rd career home runs, tying and passing Torii Hunter and moving into seventh place on the Twins all-time list, May 24 at Chicago-AL; his 16th career two-homer game.
- Recorded 733rd and 734th career RBI, tying and passing Rod Carew and moving into sixth place on the Twins all-time list, May 28 vs. Oakland.
- Hit 239th career double, tying Michael Cuddyer for seventh on the Twins all-time list, May 28 vs. Oakland...hit 240th double in the next game, passing Cuddyer and moving into sole possession of seventh place, May 29 vs. Oakland.
- Had fifth career stolen base June 21 at Pittsburgh, his first since 2007.
- Had season-high 14-game hitting streak June 27-July 16, batting .356 (21-for-59) during that span, second-longest of his career (2006).
- Had season-high four hits three times; July 16 vs. Baltimore, August 3 at Boston and August 25 at Texas.
- Placed on paternity list July 21-24 as his wife Krista gave birth to the couple's second child, Martin (7/21/12).
- Recorded 250th career double and 750th career RBI with RBI-double July 25 at Chicago-AL.
- Recorded 758th career RBI August 3 at Boston, tying him with Gary Gaetti for fifth place on the Twins all-time RBI list...recorded 759th in his next game August 4 at Boston, passing Gaetti and moving into sole possession of fifth place.
- Hit 198th and 200th career home runs (17th career multi-homer game and third this season) August 6 at Cleveland...became seventh Twins to reach 200 homers -- Harmon Killebrew (475), Kent Hrbek (293), Tony Oliva (220), Bob Allison (211), Kirby Puckett (207), and Gary Gaetti (201)...became fourth Canadian-born player to reach 200 -- Larry Walker (383), Matt Stairs (265), and Jason Bay (211).
- Drew 448th career walk, tying him with Tony Oliva for ninth on Twins all-time list, August 19 at Seattle...drew 449th career walk, passing Oliva and moving into sole possession of ninth place, September 1 (Game 1) at Kansas City.
- Had fourth two-homer game of season and 18th of career September 9 vs. Cleveland, the second HR being a walk-off, his seventh career walk-off hit and fifth coming via home run...according to the Elias Sports Bureau, it was third multi-homer game in his career that was capped by a walk-off shot, tying David Ortiz and Todd Helton for the most such games among current major leaguers at that time.
- Played 99 games at first base (all starts) and 34 at designated hitter (all starts).
- Was Twins finalist for the Roberto Clemente Award, given by Major League Baseball and Chevrolet for community service excellence.

**2011:** Played in Twins season opener April 1 at Toronto, his first game since suffering a concussion July 7, 2010 at Toronto...recorded 1,000th career hit with a first inning single April 8 vs. Oakland and moved into sole possession of 13th place on Twins all-time hits list...also became 13th player in club history to reach 1,000 hits...hit first home run of season May 1 at Kansas City, also his first home run since July 6, 2010 at Toronto...tied Harmon Killebrew, playing in his 892nd career game at first base, May 24 vs. Seattle...passed Killebrew May 25 vs. Seattle, playing in 893rd career game at first...recorded 14th career multi-homer game May 31 at Detroit...played in 1,000th career game June 6 at Cleveland...became 16th player in club history to reach 1,000 games played...recorded his 700th career RBI June 8 at Cleveland, and became one of eight players in club history to reach 700 career RBI...placed on 15-day disabled list with left wrist strain June 14...underwent neck surgery to remove a herniated disk fragment June 29 (surgery preformed by Dr. Sherman)...appeared in seven games with Triple-A Rochester on a rehab assignment, going 11-for-30 (.367) with a home run, four doubles, and eight RBI...reinstated August 12 and played in 14 games, batting .235 (12-for-51) with four doubles, five walks, and nine RBI before experiencing post-concussion symptoms after diving for a ball while playing first base...played in final game, August 28 vs. Detroit...placed on the 15-day disabled list with concussion symptoms September 22...underwent a stabilization procedure on the tendon in the back of his left wrist September 30.



**2010:** Hit first home run of season April 6 at Los Angeles-AL...homered the next night April 7 at Los Angeles-AL...recorded first triple by a Twin at Target Field (off Gil Meche) in fifth inning April 17 vs. Kansas City...homered in consecutive games April 24 and 25 at Kansas City, and April 30 and May 1 at Cleveland...had season-high nine-game hit-streak, batting .353 (12-for-34) with three doubles, three home runs, and six RBI, April 30-May 8...homered in consecutive games for the fourth time in season, May 16 at New York-AL and May 17 at Toronto (also 13th career two-homer game and season-high four RBI)...hit 200th career double, becoming the ninth player in Twins history to do so, May 20 at Boston...passed Chuck Knoblauch for sole possession of eighth on the Twins all-time list with 211th double June 22 at Milwaukee...made only fielding error of the season June 4 at Oakland...finished with a .999 fielding percentage (734 total chances, 1 error)...reached base via hit or walk in 50 of first 54 games, including each of first 19, and 28 of first 29...after homering off Dallas Braden June 4 at Oakland, and Roy Halladay June 20 at Philadelphia, became the first player in major league history to homer off a pair of pitchers who had tossed perfect games earlier that season (from Elias Sports Bureau)...voted as the starting first baseman in the All-Star game, but did not play due to concussion...it was fourth career All-Star selection and first as a starter...compiled 2,933,355 votes, edging out Detroit's Miguel Cabrera and New York's AL Mark Teixeira as top vote-getter...placed on 15-day disabled list July 16 (retroactive to July 8) with a concussion after sliding into second base and hitting his head against John McDonald's knee July 7 at Toronto...missed the Twins final 78 games...at the time of his injury, he was leading the American League in on-base percentage (.437), second in OPS (1.055), third in batting average (.345) and slugging (.618), fourth in total bases (183), tied for fourth in walks (50) and doubles (25), seventh in home runs (18), tied for ninth in hits (102), 10th in RBI (56), and tied for 12th in runs scored (53)...transferred to 60-day disabled list to make room for starting pitcher Matt Fox September 3...was Twins finalist for the Roberto Clemente Award, given by Major League Baseball and Chevrolet for community service excellence...named by *Baseball America* as the third best power hitter in the American League, behind Detroit's Miguel Cabrera and Texas' Josh Hamilton.

**2009:** Hit first home run of season April 8 vs. Seattle...homered in consecutive games April 22 at Boston and April 24 at Cleveland, then again on May 8 and 9 vs. Seattle...had four-hit game May 18 at New York-AL...hit fifth career grand slam May 24 vs. Milwaukee...had season-high 11-game hit-streak, batting .415 (17-for-41) with two home runs, 14 RBI, and eight runs scored May 22-June 2...had two-homer game May 15 at New York-AL...hit fifth career grand slam and 150th career home run May 24 vs. Milwaukee...drove in 50th run of the season in Twins 55th game June 4 vs. Cleveland, becoming fourth Twin with 50-or-more RBI in the club's first 55 games (Kirby Puckett, 49 games in 1994; Larry Hise, 54 games in 1977; and Harmon Killebrew, 55 games in 1969)...played in 800th career game June 18 vs. Pittsburgh...snapped a streak of 319 consecutive games played after sitting out June 21 vs. Houston, the second-longest streak in all of baseball at the time with only the Phillies Ryan Howard having a longer streak with 343 consecutive games...named American League Player of the Week from June 29-July 5 after batting .480 (12-for-25) with 26 total bases, four home runs, two doubles, eight RBI, and four runs scored...homered in consecutive games July 4 and 5 vs. Detroit, including third four-hit game July 4...selected to American League All-Star team for third time in career as a reserve, going 0-for-2...hit two home runs and set a career-high with seven RBI July 20 at Oakland...had third two-homer game of season July 26 at Los Angeles-AL...homered in back-to-back games August 1 and 2 vs. Los Angeles-AL...collected 30th home run and 100th RBI September 9 at Toronto, his fourth season with 100-or-more RBI, becoming just the second Twin in club history to record four-plus seasons of 100-or-more RBI (Harmon Killebrew, 7 times)...with 30 home runs, Morneau became the fourth Twin (since 1961) to have multiple seasons with 30-or-more home runs (Bob Allison, Tom Brunansky, Gary Gaetti, and Kent Hrbek each did it twice)...played in his final game of the season September 12 vs. Oakland as he was sidelined for the remainder of the season with a stress fracture in lower back...was given the Carl R. Pohlad Community Service Award by the Twin Cities Baseball Writers Association.

**2008:** Homered in consecutive games April 5-6...had game-winning walk-off single in ninth inning April 20 vs. Cleveland...hit third career grand slam and had five RBI April 25 at Texas...had nine-game hit-streak, going 16-for-34 (.471), May 10-18...hit game-winning solo home run in 10th inning May 28 at Kansas City...recorded fifth three-hit game June 9 at Chicago-AL...hit safely in 14 of 15 games from June 11-June 27, going 22-for-61 (.361) with two homers, 19 RBI, and two three-hit games during that span...had second career five-hit game July 10 at Detroit...named to second career All-Star team July 15 in New York-AL...went 2-for-4 with a walk and scored the winning run for the American League in the 15th inning...tied season-high with five RBI July 19 vs. Texas...hit .404 (23-for-57) with two home runs, 11 RBI, and 11 runs scored from August 16-29 with seven multi-hit games in 14 total games, including a four-hit game August 29 at Oakland...had three four-RBI games -- August 31 at Oakland, and September 5 and 7 vs. Detroit...recorded third game with four-or-more hits (4-for-5) September 13 at Baltimore...recorded 47th double, setting new Twins single-season record September 24 vs. Chicago-AL...hit .348 with runners in scoring position, ranking ninth in American League...finished the year with 129 RBI, second most in the American League behind Josh Hamilton of Texas (130)...played in all of Twins 163 games, most in the majors...one of 32 players in major league history to play 163 games-or-more in a single-season and first since Hideki Matsui played in 163 games for New York-AL in 2003...just two other Twins in franchise history have played in more games -- Cesar Tovar, 164 in 1967, and Harmon Killebrew, 163 in 1967...awarded the Calvin R. Griffith Award as Most Valuable Twin by the Twin Cities Baseball Writers Association, and the Bob Allison Award, given to the Twins player who exemplifies determination, hustle, tenacity, competitive spirit, and leadership on and off the field.

**2007:** Had fifth career two-homer game (first of season), including a three-run walk-off homer in 10th inning May 8 vs. Chicago-AL...suffered broken nose after being hit with a thrown ball from Nick Punto May 12 vs. Detroit...had sixth career two-homer game (second of season) May 15 at Cleveland...had season-high 10-game hit-streak, going 14-for-40 (.350), May 17-27...had seventh career two-homer game (third of season) May 22 vs. Texas...named American League Player of the Month for May...had game-winning walk-off homer in ninth inning June 16 vs. Milwaukee...had consecutive games played streak snapped at 190 June 23 at Florida...became fourth Twin to have a three-homer game, the first since Tony Oliva in 1973, July 6 at Chicago-AL...it was his eighth career multi-homer game (4th of season), and he drove in career-high six runs...named American League Player of the Week July 2-8...selected to first career All-Star Game July 10 at San Francisco...had ninth career multi-homer game (5th of season) July 23 at Toronto...became first Twin since Gary Gaetti (1986-87) to have back-to-back 30-homer seasons, September 14 vs. Detroit...tied for fourth in American League in sacrifice flies (9), tied for fifth in home runs (31), eighth in at-bats per home run (19.0), and ninth in RBI (111).

**2006:** Had second career two-homer game April 7 at Cleveland...homered in consecutive games April 11-12...had game-winning walk-off single in ninth inning April 15 vs. New York-AL...had third career two-homer game (2nd of season) and career-high six RBI May 9 at Texas...had game-winning sacrifice fly in 10th inning May 23 vs. Cleveland...had game-winning homer in 10th inning June 20 at Houston...had 11-game hit-streak, going 19-for-46 (.413), June 8-20...had fourth career two-homer game (3rd of season), including walk-off two-run homer in 12th inning June 9 vs. Baltimore...hit second career grand slam June 14 vs. Boston...homered in consecutive games June 22-23, and again July 2-3...had career-high 16-game hit-streak, going 26-for-59 (.441), June 22-July 9...had 34-game road hit-streak June 22-September 15, the longest in the major leagues since 1957...hit safely in 17 of 18 games, going 30-for-71 (.423), July 14-August 1...hit 30th home run of the season August 9 at Detroit, becoming first Twin since 1987 to accomplish the feat...had first career five-hit game September 19 at Boston...led majors with a .362 batting average after June 8...tied for first in league in sacrifice flies (11), second in RBI (130), and seventh in batting (.321)...his 130 RBI ranked second on the Twins all-time single season RBI list behind Harmon Killebrew's 140 in 1969...tied Larry Walker (1997) for most RBI in a single season by a Canadian-born player...named American League Most Valuable Player with 320 points (15 first-place votes) by the BBWAA, becoming fourth Twin in history to win the award (Zoilo Versalles, 1965; Rod Carew, 1967; and Harmon Killebrew, 1969)...won Calvin R. Griffith Award as Most Valuable Twin and Louisville Slugger Silver Slugger Award.

**2005:** Disabled with concussion April 12-22 after being hit in head by a Ron Villone (Seattle) pitch...had first career four-hit game April 28 at Kansas City...homered in four consecutive games May 3-7...had second career four-hit game May 8 at Tampa Bay...had game-winning three-run double in 11th inning and second career four-RBI game May 24 at Cleveland...had third career four-RBI game June 11 at Los Angeles-NL...homered in consecutive games July 31-August 1...hit first career grand slam off Jamie Walker, and fourth career four-RBI game September 30 vs. Detroit...had .994 (8 E, 1,290 TC) fielding percentage...led club in RBI (79) and tied for second in total bases (214)...established career-highs in virtually all offensive categories.

**2004:** Began season at Triple-A Rochester...named Twins minor league Player of the Week April 10-16...had a pair of two-homer games -- April 12 vs. Pawtucket and April 15 at Scranton/Wilkes-Barre...named International League Player of the Week April 13-19...named Twins minor league Player of the Month for April, going 33-for-83 (.398) with eight doubles, six homers, and 20 RBI...homered in three consecutive games April 30-May 2...recalled May 21; optioned June 1...had two-homer game June 7 at Columbus...hit four homers in three games June 14-16...homered in consecutive games June 22-24...played for World Team in Futures Game July 11 at Houston...recalled July 16...had season-high nine-game hit-streak, going 13-for-39 (.333), July 17-25...homered in consecutive games August 3-4, August 29-31, and September 3-4...had first career two-homer game and career-high four RBI August 12 at Seattle...had RBI in nine consecutive games (10 RBI) August 17-26...named to International League postseason All-Star team...ranked second best prospect in International League by *Baseball America*.

**2003:** Began season at Double-A New Britain...homered in consecutive games April 10-12...had two-homer game April 14 at Trenton...promoted to Triple-A Rochester April 30...Twins minor league Player of the Month for April, going 26-for-79 (.329) with six homers and 13 RBI...had five-hit game and two-homer game May 2 at Charlotte...homered in three consecutive games May 6-8...had two-homer game May 18 at Columbus...recalled June 10...made major league debut, singling off Jason Jennings for first major league hit, and had season-high three hits June 10 vs. Colorado...hit first major league homer off Albie Lopez June 17 at Kansas City...optioned July 27...tied for club lead in homers (16) at Rochester...recalled September 2...had .971 (1 error, 34 total chances) fielding percentage at first base...led organization in homers (26)...rated second best prospect and best power prospect in International League by *Baseball America*...played for Team Canada in Olympic Qualifying Tournament in Panama...ranked second best prospect in the Twins organization by *Baseball America* entering the 2004 season.

**2002:** Spent entire season at Double-A New Britain...disabled with intestinal virus April 5-12...Eastern League Player of the Week April 22-28...homered in consecutive games April 27-28...had season-high five RBI April 28 at Binghamton...reached base safely in 22 consecutive games April 22-May 8...played for World Team in Futures Game July 7 at Milwaukee...named Eastern League Player of the Week July 15-21...had season-high four hits July 21 vs. Trenton...had season-high 13-game hit-streak, going 19-for-53 (.358), August 3-15...led club in total bases and homers (16), and was second in batting (.298), games (126), at-bats (494), hits (147), and RBI (80)...added to Edmonton playoff roster, going 8-for-20 (.400) in five games...rated best first base prospect and best pure hitter for first baseman in all minor leagues and fourth best prospect in Eastern League by *Baseball America*...played for Phoenix in the Arizona Fall League...ranked second best prospect in Twins organization by *Baseball America* entering the 2003 season.

**2001:** Began season at low Single-A Quad Cities...named Twins minor league Player of the Week and Midwest League Player of the Week April 5-13...named Twins minor league Player of the Month for April, going 34-for-85 (.400) with six homers and 27 RBI...named to *Baseball America's* low Single-A midseason All-Star team...promoted to Single-A Ft. Myers June 20...had season-high six RBI July 31 at Dunedin...promoted to Double-A New Britain August 24...rated second best prospect in Midwest League, sixth best prospect in Florida State League, and fourth best first baseman in all minor leagues by *Baseball America*.

**2000:** Began season at GCL Twins...Twins minor league Player of the Week July 16-22...named Howe Sportsdata Player of the Week July 17-23...named Twins minor league Player of the Month for July...awarded Howe Sportsdata Player of the Week July 31-August 6, and again August 7-13...GCL Star of Stars winner presented to league MVP...led league in batting (.402), runs (47), hits (78), total bases (129), RBI (58), and on-base percentage (.478); second in slugging percentage (.665); and third in home runs (10)...named first baseman on Howe Sportsdata All-Teenager team...promoted to Rookie Elizabethon August 25...was second among short-season players in slugging (.631), fourth in batting, fifth in doubles, and sixth in RBI.

**1999:** Assigned to Rookie GCL Twins...disabled with broken bone in right hand July 14-August 6...played in just 17 games, batting .302.

**PROFESSIONAL:** Signed by scout Howard Norsetter.

## 2012

Hits: 4, 3x, 8/25 at Tex.  
 RBI: 4, 2x, last 9/23 at Det.  
 Hit-Streak: 14, 6/27-7/16

HR: 2, 4x, last 9/9 vs. Cle.  
 Grand Slams: --  
 SB: 1, 7/3 at Det.

## MORNEAU'S GAME HIGHS

Hits: 5, 2x, last 7/10/08 at Det.  
 RBI: 7, 7/20/09 at Oak.  
 Hit-Streak: 16, 6/22-7/9/06

## CAREER

HR: 3, 7/6/07 at CWS.  
 Grand Slams: 6, last 7/20/09 at Oak.  
 SB: 1, 5x, last 7/3/12 at Det.

## MORNEAU'S PLAYING RECORD

YEAR	CLUB	AVG	G	AB	R	H	2B	3B	HR	RBI	SH	SF	HB	BB	SO	SB	CS	E	OBP
1999	GCL Twins	.302	17	53	3	16	5	0	0	9	1	1	1	2	6	0	1	0	.333
2000	GCL Twins	.402	52	194	47	78	21	0	10	58	0	2	0	30	18	3	1	3	.478
	Elizabethton	.217	6	23	4	5	0	0	1	3	0	0	0	1	6	0	0	0	.250
2001	Quad Cities	.356	64	236	50	84	17	2	12	53	0	4	3	26	38	0	0	8	.420
	Ft. Myers	.294	53	197	25	58	10	3	4	40	0	5	8	24	41	0	0	3	.385
	New Britain	.158	10	38	3	6	1	0	0	4	0	1	0	3	8	0	0	0	.214
2002	New Britain	.298	126	494	72	147	31	4	16	80	0	6	6	42	88	7	0	13	.356
2003	New Britain	.329	20	79	14	26	3	1	6	13	0	0	0	7	14	0	0	0	.384
	Rochester	.268	71	265	39	71	11	1	16	42	0	2	4	28	56	0	2	4	.344
	MINNESOTA	.226	40	106	14	24	4	0	4	16	0	0	0	9	30	0	0	1	.287
2004	Rochester	.306	72	288	51	88	23	0	22	63	0	3	3	32	47	1	1	4	.377
	MINNESOTA	.271	74	280	39	76	17	0	19	58	0	2	2	28	54	0	0	3	.340
2005	MINNESOTA	.239	141	490	62	117	23	4	22	79	0	5	4	44	94	0	2	8	.304
2006	MINNESOTA	.321	157	592	97	190	37	1	34	130	0	11	5	53	93	3	3	8	.375
2007	MINNESOTA	.271	157	590	84	160	31	3	31	111	0	9	5	64	91	1	1	5	.343
2008	MINNESOTA	.300	163	623	97	187	47	4	23	129	0	10	3	76	85	0	1	4	.374
2009	MINNESOTA	.274	135	508	85	139	31	1	30	100	0	7	3	72	86	0	0	3	.363
2010	MINNESOTA	.345	81	296	53	102	25	1	18	56	0	2	0	50	62	0	0	1	.437
2011	Rochester	.367	7	30	8	11	4	0	1	8	0	0	0	1	2	0	0	2	.387
	MINNESOTA	.227	69	264	19	60	16	0	4	30	0	2	3	19	44	0	0	1	.285
2012	MINNESOTA	.267	134	505	63	135	26	2	19	77	0	10	6	49	102	1	0	6	.333
Minor League Totals		.311	498	1897	316	590	126	11	88	373	1	24	25	196	324	11	5	37	.379
Major League Totals		.351	1151	4254	613	1190	257	16	204	786	0	58	31	464	741	5	7	40	.351

## MORNEAU'S FIELDING RECORD

POSITION	PCT	G	PO	A	E	TC	DP	PB
First Base	.996	1012	8490	703	40	9233	871	—

## MORNEAU'S DIVISION SERIES RECORD

YEAR	OPPONENT	AVG	G	AB	R	H	2B	3B	HR	RBI	SH	SF	HB	BB	SO	SB	CS	E	OBP
2004	New York-AL	.235	4	17	1	4	2	0	0	2	0	0	0	0	3	0	0	0	.235
2006	Oakland	.417	3	12	3	5	1	0	2	2	0	0	0	0	0	0	0	1	.417
Division Series Totals		.310	7	29	4	9	3	0	2	4	0	0	0	0	3	0	0	1	.310

## MORNEAU'S ALL-STAR GAME RECORD

YEAR	HOST	AVG	G	AB	R	H	2B	3B	HR	RBI	SH	SF	HB	BB	SO	SB	CS	E	OBP
2007	San Francisco	.000	1	2	0	0	0	0	0	0	0	0	0	0	0	0	0	0	.000
2008	New York-AL	.500	1	4	2	2	1	0	0	0	0	0	0	1	0	0	0	0	.667
2009	St. Louis	.000	1	2	0	0	0	0	0	0	0	0	0	0	0	0	0	0	.000
2010	Los Angeles-AL	INJURED - DID NOT PLAY																	
All-Star Totals		.250	3	8	2	2	1	0	0	0	0	0	0	1	0	0	0	0	.333

## MORNEAU'S WORLD BASEBALL CLASSIC RECORD

YEAR	CLUB	AVG	G	AB	R	H	2B	3B	HR	RBI	SH	SF	HB	BB	SO	SB	CS	E	OBP
2006	Canada	.308	3	13	3	4	3	0	0	2	0	0	0	2	4	0	0	0	.400
2009	Canada	.444	2	9	1	4	2	0	0	1	0	0	0	1	1	0	0	0	.500
WBC Totals		.364	5	22	4	8	5	0	0	3	0	0	0	3	5	0	0	0	.440

# LESTER OLIVEROS

RIGHT-HANDED PITCHER

17



HEIGHT/WEIGHT: 6-0/226

BORN: 5/28/88 in Maracay, VZ

RESIDES: Maracay, VZ

ACQUIRED: Trade with Detroit, 8/16/11

M.L. SERVICE: 64 days

CONTRACT STATUS: Signed thru 2012

BATS/THROWS: R/R

AGE: 24

**PERSONAL:** Lester Jesus Oliveros (pronounced ah-lah-VAIR-ohs)...resides in Maracay, VZ during off-season.

## 2012:

- Started season with Double-A New Britain and allowed just three runs in 19.0 innings (1.42 ERA) before being promoted to Triple-A Rochester May 15.
- Nine of first 11 appearances for Red Wings were scoreless May 16-June 9.
- Recalled by Twins June 14...appeared in one game before being optioned back to Rochester June 15.
- Posted a 1.69 ERA (10.2 IP, 2 ER) in six games for Red Wings in July.
- Underwent season-ending Tommy John surgery on right elbow August 29.

**2011:** Started season with Double-A Erie (Detroit), going 2-0, 0.56 (16.0 IP, 1 ER) with four walks and 27 strikeouts in 10 appearances...promoted to Triple-A Toledo May 5...appeared in 17 games for the Mud Hens before being recalled by Detroit July 1...made major league debut July 1 vs. San Francisco, tossing 1.0 scoreless inning and allowing one hit, one walk, and recording two strikeouts...appeared in nine games for the Tigers before being optioned back to Toledo July 24...transferred to Erie for one game August 12...acquired by Twins as the player to be named later, along with minor league pitcher Cole Nelson, in exchange for outfielder Delmon Young August 16...reported to Triple-A Rochester and appeared in two games...recalled by Minnesota when Nick Blackburn was placed on the 15-day disabled list August 22...made Twins debut, allowing one run on two hits in 2.0 innings of relief August 23 vs. Baltimore...appeared in 10 games for Twins...posted a 1.69 ERA (10.2 IP, 2 ER) with opponents batting .222 (8-for-36) in his final eight appearances August 30-September 25...rated as having the best fastball in the Twins minor league system by *Baseball America* entering the 2012 season.

**2010:** Started season with Single-A Lakeland (Detroit)...did not pitch April 21-May 1, then again May 7-23 with right biceps tendonitis...recorded 0.87 ERA (10.1 IP, 1 ER) with 14 strikeouts in final 10 outings with Lakeland May 26-July 24...promoted to Double-A Erie June 26...posted 1.29 ERA (14.0 IP, 2 ER) with 25 strikeouts in a 13-game stretch July 24-August 22...led all Tigers minor league pitchers with 23 saves between Lakeland and Erie...named 17th best prospect in Tigers organization following the season by *Baseball America*...pitched in Venezuelan Winter League with Anzoategui after the season, going 2-1, 3.86 (25.2 IP, 11 ER) with 20 strikeouts in 16 games.

**2009:** Started season with Single-A Lakeland (Detroit)...posted 1.86 ERA (9.2 IP, 2 ER) in seven games in April...finished 2-1 with 2.08 ERA (13.0 IP, 3 ER) and 15 strikeouts in eight appearances during June...posted a 1-1 record, 0.66 ERA (13.2 IP, 1 ER) with 13 strikeouts in eight outings during August...promoted to Triple-A Toledo on September 3 and played one game with Mud Hens...finished 0-1 with a 5.75 ERA (20.1 IP, 13 ER) and 19 strikeouts in 16 outings with Anzoategui in Venezuelan Winter League following the season.

**2008:** Started season with Single-A Oneonta (Detroit)...compiled a 0.54 ERA (16.2 IP, 1 ER) with 29 strikeouts over final 11 outings with Oneonta June 28-August 11...struck out a season-high five batters July 6 vs. State College...transferred from Oneonta to Lakeland August 13.

**2007:** Spent season with VZL Tigers for the second consecutive year...topped all Venezuelan Summer League relievers with 13.85 strikeouts-per-nine innings, was second with 9.86 baserunners-per-nine innings, and fourth with a .181 batting-average-against...did not allow a run in 13 straight outings June 16-July 21, striking out 25 batters in 15.1 scoreless innings...struck out a season-high six batters July 9 at VZL Devil Rays/Reds...led Venezuelan Summer League with 19 saves while tied for third with 27 appearances...appeared in four games with Anzoategui in the Venezuelan Winter League following the season, tossing 4.0 scoreless innings of relief.

**2006:** Spent season with VZL Tigers...ranked fourth among all Venezuelan Summer League relievers with a .188 batting-average-against...struck out a season-high six batters July 24 at VZL Reds.

**PROFESSIONAL:** Signed by the Tigers as a non-drafted free agent October 25, 2005...signed by scout Ramon Pena.

IP: 1.2, 6/14 vs. Phi.  
SO: 1, 6/14 vs. Phi.  
Win Streak: --

2012  
Walks: 1, 6/14 vs. Phi.  
CG: --  
Low-Hit: --

### OLIVEROS' GAME HIGHS

IP: 2.2, 9/3/11 at LAA.  
SO: 3, 9/3/11 at LAA.  
Win Streak: --

### CAREER

Walks: 2, 2x, last 9/3/11 at LAA.  
CG: --  
Low-Hit: --

### OLIVEROS' PITCHING RECORD

YEAR	CLUB	W	L	ERA	G	GS	CG	SH	SV	IP	H	R	ER	HR	HB	BB	SO	WP	BK	BAA
2006	VSL Tigers	1-3	2.72	20	2	0	0	0	4	39.2	29	16	12	2	7	20	46	4	1	.193
2007	VSL Tigers	2-0	1.41	27	0	0	0	0	19	38.1	25	6	6	0	4	13	59	4	2	.181
2008	Oneonta	1-2	1.74	15	0	0	0	0	4	20.2	15	4	4	1	0	6	34	0	0	.197
	Lakeland	1-1	4.22	5	0	0	0	0	0	10.2	12	8	5	0	4	9	3	0	0	.293
2009	Lakeland	4-2	4.17	34	0	0	0	0	2	54.0	53	27	25	5	4	16	58	2	1	.249
	Toledo	0-0	0.00	1	0	0	0	0	0	2.0	2	8	0	0	0	1	3	0	0	.250
2010	Lakeland	0-1	1.89	20	0	0	0	0	9	19.0	13	5	4	0	2	6	24	2	0	.194
	Erie	1-2	4.97	24	0	0	0	0	14	25.1	20	14	14	3	2	21	36	0	1	.217
2011	Erie	2-0	0.53	10	0	0	0	0	0	17.0	11	1	1	0	1	4	28	1	0	.193
	Toledo	1-3	6.43	22	0	0	0	0	5	28.0	37	20	20	7	0	17	26	1	0	.316
	DETROIT	0-0	5.63	9	0	0	0	0	0	8.0	8	5	5	0	0	4	4	1	0	.258
	Rochester	0-0	3.00	2	0	0	0	0	0	3.0	2	1	1	1	0	0	4	0	0	.182
	MINNESOTA	0-0	4.05	10	0	0	0	0	0	13.1	13	6	6	0	0	7	9	0	0	.277
2012	New Britain	1-1	1.42	13	0	0	0	0	2	19.0	10	3	3	0	0	7	16	1	0	.164
	Rochester	1-2	3.07	19	0	0	0	0	6	29.1	24	10	10	2	0	8	35	0	0	.229
	MINNESOTA	0-0	5.40	1	0	0	0	0	0	1.2	1	1	1	0	0	1	1	0	0	.167
Minor League Totals		15-17	3.09	212	2	0	0	0	65	306.0	253	115	105	21	24	128	372	15	5	.223
Major League Totals		0-0	4.70	20	0	0	0	0	0	23.0	22	12	12	0	0	12	14	1	0	.262

### OLIVEROS' FIELDING RECORD

POSITION	PCT	G	PO	A	E	TC	DP	PB
Pitcher	1.000	20	0	3	0	3	1	—

### OLIVEROS' DAY-BY-DAY

Date	Opp.	Score	Dec.	IP	H	R	ER	HR	BB	SO	Left Game or IR/IRS
6/14	Phi	1-6	ND	1.2	1	1	1	0	1	1	0/0
JUNE TOTALS				0-0	1.2	1	1	1	0	1	5.40 ERA
PRE-ASG TOTALS				0-0	1.2	1	1	1	0	1	5.40 ERA
SEASON TOTALS				0-0	1.2	1	1	1	0	1	5.40 ERA



# CHRIS PARMELEE

FIRST BASEMAN

27

HEIGHT/WEIGHT: 6-1/228  
BORN: 2/24/88 in Long Beach, CA  
RESIDES: Chino Hills, CA

BATS/THROWS: L/L  
AGE: 24

ACQUIRED: 1st round (20th overall) pick, 2006 First-Year Player Draft  
M.L. SERVICE: 132 days  
CONTRACT STATUS: Signed thru 2012

**PERSONAL:** Christopher Matthew Parmelee (pronounced PAR-muh-lee)...wife Amanda (Janes)...son Jack Jeffrey (9/20/12)...2006 graduate of Chino Hills High School (CA)...named AFLAC All-American and All-State his senior season...rated second best high school "pure hitter" in the nation by *Baseball America*.

## 2012:

- Made Twins Opening Day roster for first time in career and was in Opening Day lineup, batting eighth at first base, going 1-for-4 April 6 at Baltimore.
- Went just 2-for-34 (.059) in 12 games April 30-May 15 and was optioned to Triple-A Rochester May 15.
- Batted .375 (18-for-48) with four doubles, four home runs, 12 RBI, 13 runs scored and 12 walks in 15 games for Red Wings before being recalled by Twins June 8.
- Hit first major league home run of season June 30 vs. Kansas City.
- Optioned to Triple-A Rochester July 5...recalled by Twins July 21 when Justin Morneau was placed on paternity list...optioned back to Rochester July 23 when Morneau returned.
- Posted 15-game hitting streak July 18-August 5, batting .439 (29-for-66), including two multi-homer games during the streak.
- Named International League Batter of the Week July 30-August 5...batted .517 (15-for-29) with three doubles, five home runs, nine RBI, and eight runs scored in six games for Red Wings.
- Hit 11 home runs in a 17-game span July 26-August 12.
- Earned Topps Player of the Month honor for August after hitting .323 (32-for-99) with eight doubles, eight home runs, 20 RBI, 20 runs scored, and 23 walks in 28 games.
- Recalled by Twins August 29.
- Hit safely in career-high eight straight games August 29-September 5, including three home runs during the streak, and a career-high four RBI September 4 at Chicago-AL.
- Missed three games September 21-23 after traveling home to attend the birth of his first child, Jack Jeffrey, September 20.

**2011:** Started season with Double-A New Britain, batting .287 (152-for-530) with 13 home runs and 30 doubles in 142 games with Rock Cats...named Twins minor league Player of the Week May 8-14 after hitting .414 (12-for-29) with two doubles, five RBI, five runs scored, and two walks in seven games...named Twins minor league Player of the Month for July after batting .305 (36-for-118) with eight doubles, six home runs, 26 RBI, 17 runs scored, and 20 walks in 32 games...recalled by Twins September 6...made major league debut, batting fifth at first base, going 2-for-4, including a single off Jake Peavy for his first career hit September 6 vs. Chicago-AL...recorded first major league extra-base hit, a double off John Danks in the third inning, and multi-RBI game September 7 vs. Chicago-AL...hit first career home run, a two-run shot off Josh Judy, September 17 vs. Cleveland...also marked his first career three-hit game...had season-high six game hit-streak, batting .520 (13-for-25) with five multi-hit games in that span...batted .392 (20-for-51) with five doubles, four home runs, 11 RBI, eight walks, and eight runs scored in his final 13 games September 17-28...recorded multiple hits in eight of those 13 contests...played 20 games at first base for Twins and batted in the fourth spot for 13 games...hit safely in 16 of 21 games played...his .355 batting average in September was fourth highest among all rookies in baseball; also in September, his 14 RBI were tied for third most and his four home runs were tied for fourth most...his .355 September average ranked as fifth best among rookies in Twins history during September...was one of 11 rookies in club history to hit four-or-more homers in September...his 27 hits were tied for eighth most among Twins rookies...led entire Twins organization in hits (179), RBI (97), walks (80), total bases (276), at-bats (606), and games (163), and was tied for first in doubles (36)...among Twins minor leaguers, he ranked first in RBI (83), second in hits (152), third in walks (68), fourth in runs (76), and seventh in doubles (30)...named best defensive first baseman in Eastern League by *Baseball America*...also ranked ninth best prospect in the Twins organization by same publication entering the 2012 season...named as the first baseman on minorleaguebaseball.com's 2011 Twins organizational All-Star team.

**2010:** Invited to Twins spring training...assigned to minor league camp March 21, and began the season at Double-A New Britain...transferred to Single-A Ft. Myers May 17...returned to New Britain June 10...named Twins minor league Player of the Week July 16 after batting .444 with one double, two RBI, three runs scored, four walks, and a .545 on-base percentage in five games...participated in the Arizona Fall League with the Peoria Saguaros, batting .339 (37-for-109) with 11 doubles, two triples, 13 RBI, 16 runs scored, and 12 walks in 29 games...his 11 doubles were tied for league-lead...hit .387 (29-for-75) off right-handed pitching in the AFL.

**2009:** Spent entire season at Single-A Ft. Myers...homered in three straight games June 9-11...named Florida State League Player of the Week June 22-28 after batting .500 (9-for-18) with one home run and nine RBI...selected to play in Florida State League All-Star Game...was Florida State League home run derby winner...recorded five consecutive two-hit games August 4-11...named to Florida State League postseason All-Star team...ranked 17th best prospect in Florida State League by *Baseball America*...hit 14 of his 16 home runs off right-handed pitching...led all Twins minor leaguers in walks (65) and strikeouts (109), second in RBI (73), and third in home runs.



**2008:** Spent entire season at Single-A Beloit...homered in three consecutive games April 5-7...batted .429 (6-for-14) with five runs scored, 10 RBI, and three doubles to earn Twins minor league Player of the Week April 19-26...hit six home runs in 20 June games...disabled for remainder of season with a left hand fracture June 26...led the Miracle in home runs (14) and RBI (49), and tied for most walks (52) in the Twins system...ranked as the best power-hitting prospect in the Twins organization by *Baseball America* entering the 2009 season.

**2007:** Spent entire season at Single-A Beloit...batted .385 (5-for-13) with one triple, one home run, and three RBI as Twins minor league Player of the Week June 22-28...led the Snappers in doubles (23), home runs (15), and RBI (70).

**2006:** Started professional career with the GCL Twins and played in 45 games...homered in first professional game June 29 at GCL Pirates...promoted to Beloit August 20...finished third in the GCL in home runs(8) and slugging, fourth in RBI (32), and fifth in extra-base hits (19)...ranked second best prospect in the GCL by *Baseball America*...ranked fourth best prospect in the Twins organization by *Baseball America* entering the 2007 season...ranked as the best hitter for average in Twins organization by *Baseball America* entering the 2007 season.

**PROFESSIONAL:** Signed by scout John Leavitt.

2012			PARMELLEE'S GAME HIGHS			CAREER		
Hits: 2, 11x, last 10/1 at Tor.			HR: 1, 5x, last 9/4 at CWS.			Hits: 3, 2x, last 9/21/11 vs. Sea.		
RBI: 4, 9/4 at CWS.			Grand Slams: --			RBI: 4, 9/4/12 at CWS.		
Hit-Streak: 8, 8/29-9/5			SB: --			Grand Slams: --		
						Hit-Streak: 8, 8/29-9/5/12		
						SB: --		

PARMELLEE'S PLAYING RECORD																			
YEAR	CLUB	AVG	G	AB	R	H	2B	3B	HR	RBI	SH	SF	HB	BB	SO	SB	CS	E	OBP
2006	GCL Twins	.279	45	154	29	43	7	4	8	32	0	2	0	23	47	3	3	5	.369
	Beloit	.227	11	22	2	5	1	0	0	2	0	0	0	5	9	0	2	0	.370
2007	Beloit	.239	128	447	56	107	23	5	15	70	0	4	4	46	137	8	4	7	.313
2008	Beloit	.239	69	226	41	54	10	3	14	49	1	5	5	52	83	3	1	6	.385
2009	Ft. Myers	.258	123	422	61	109	27	1	16	73	0	8	6	65	109	2	2	11	.359
2010	Ft. Myers	.338	22	80	9	27	2	1	2	17	0	0	0	13	11	0	1	1	.430
	New Britain	.275	111	411	51	113	25	2	6	44	0	7	2	43	70	3	2	11	.341
2011	New Britain	.287	142	530	76	152	30	5	13	83	0	9	3	68	94	0	1	6	.366
	MINNESOTA	.355	21	76	8	27	6	0	4	14	0	0	0	12	13	0	0	2	.443
2012	Rochester	.338	64	228	45	77	17	1	17	49	0	2	1	51	52	1	1	2	.457
	MINNESOTA	.229	64	192	18	44	10	2	5	20	0	1	4	13	52	0	0	2	.290
Minor League Totals		.273	715	2520	370	687	142	22	91	419	1	37	21	366	612	20	17	49	.365
Major League Totals		.265	85	268	26	71	16	2	9	34	0	1	4	25	65	0	0	4	.336

PARMELLEE'S FIELDING RECORD								
POSITION	PCT	G	PO	A	E	TC	DP	PB
First Base	.992	58	460	37	4	501	62	—
Outfield	1.000	19	30	1	0	31	0	—
Totals	.992	77	490	38	4	532	62	—



# CARL PAVANO

**RIGHT-HANDED PITCHER**

**48**

**HEIGHT/WEIGHT:** 6-5/264

**BORN:** 1/8/76 in New Britain, CT

**RESIDES:** Palm Beach Gardens, FL

**ACQUIRED:** Trade with Cleveland, 8/7/09

**M.L. SERVICE:** 14 years, 161 days

**CONTRACT STATUS:** Signed thru 2012

**BATS/THROWS:** R/R

**AGE:** 36

**PERSONAL:** Carl Anthony Pavano (pronounced pa-VAH-no)...wife Alissa (Zandy)...son Anthony Carl (11/15/08), daughter Presley Mara (10/24/09)...1994 graduate of Southington (Conn.) High School, won the state championship as a senior...was All-State in 1993-94 and Gatorade Player of the Year in 1994...was the MVP of the American Legion State Championship team in 1993...hobbies include golfing, fishing, boating, and movies.

## 2012:

- Made third career Opening Day start and second consecutively, allowing four runs on five hits in 7.0 innings, and was dealt the 4-2 loss April 6 at Baltimore...was oldest Opening Day starter in baseball in 2012 at age 36.
- Allowed home runs to first two hitters, Derek Jeter and Curtis Granderson, April 16 at New York-AL, but managed to win the game and complete 7.0 innings...according to the Elias Sports Bureau, over the last 40 years, he is one of just four pitchers to have pitched at least seven innings and earn a victory after allowing a home run to the first two batters faced -- Houston's Joe Niekro, July 5, 1982 (HRs by Pittsburgh's Omar Moreno and Johnny Ray); Atlanta's Doyle Alexander, June 20, 1987 (HRs by Cincinnati's Kal Daniels and Tracy Jones); and the New York's-NL Pete Smith, June 22, 1994 (HRs by Atlanta's Roberto Kelly and Jeff Blauser).
- Battled through a right shoulder strain in mid-May but still made five starts during the month.
- Appeared in 300th career major league game May 19 at Milwaukee.
- Placed on 15-day disabled list with a right anterior capsular strain June 4 (later diagnosed as a bruise on humerus bone); transferred to 60-day disabled list July 26.

**2011:** Was Twins Opening Day starter and was dealt the loss, allowing eight runs (7 earned) on six hits in 4.0 innings with two walks and three strikeouts April 1 at Toronto...started Twins Home Opener April 8 vs. Oakland and earned the win, allowing one run on four hits in 8.0 innings with one walk and one strikeout...recorded 100th career victory June 3 at Kansas City, pitching 15th career complete game, allowing two runs on nine hits with one walk and four strikeouts...recorded 16th career complete game, earning the win, allowing one run on six hits with three walks and five strikeouts June 15 vs. Chicago-AL...went 3-1, 2.54 (39.0 IP, 11 ER) in five June starts; his 39.0 innings pitched in the month were tied for 10th most in the American League...recorded 1,000th career strikeout, fanning Prince Fielder in the fifth inning, June 26 at Milwaukee...led Twins pitching staff in innings pitched (123.0 IP) prior to the All-Star Break, and ranked 12th in the American League...pitched 6.0-plus innings in 12 consecutive starts May 18-July 21 (7.0-plus in 10 of those outings)...tied single-season career-high losing five straight starts July 21-August 27 (previously done May 30-August 23, 2002)...reached 200.0 innings pitched September 13 at Kansas City and became first Twin since Johan Santana (2006 and 2007) to record consecutive 200.0-plus innings seasons...his 222.0 innings pitched marked the second most of his career (222.1 with Florida in 2004) and fourth time in his career with 200.0-plus innings pitched...pitched third complete game and first shutout of the season in his final start September 28 vs. Kansas City, earning the win, allowing five hits with no walks and three strikeouts, and throwing only 95 pitches (17th career complete game and 8th career shutout)...pitched 7.0-plus innings in 19 of his 33 starts...pitched 6.0-plus innings in 25 starts and in 10 of last 11...his 19 outings of 7.0-plus innings were tied for ninth most in American League...finished 11th in American League in innings pitched...ranked 13th in pitches thrown with 3,383, which also marked a single-season career-high...led all of baseball in hits allowed with 262, 18 hits more than Florida's Ricky Nolasco (244)...his 40 walks were the fifth fewest in baseball among pitchers with at least 175.0 innings pitched and fourth fewest in the American League...led Twins staff in starts (33), innings pitched (222.0), complete games (3), and quality starts (18)...awarded the Carl R. Pohl Community Service Award, voted on by the Twin Cities chapter of the BBWAA.

**2010:** Started season as the Twins number three starter after re-signing in the off-season...made first start April 7 at Los Angeles-AL, allowing one run on six hits in 7.0 innings with no walks and six strikeouts...started first regular season game at Target Field April 12 vs. Boston...threw the first pitch at 3:13 pm, recorded the first strikeout (David Ortiz in the second inning), and was the first winning pitcher, allowing one run on four hits in 6.0 innings...tossed 7.0-plus innings with two earned runs or less in four consecutive starts April 23-May 12, tying the longest such stretch of his career (last time was with the Florida Marlins in May/June of 2004)...tossed first complete game of the season and eighth of his career April 29 at Detroit, allowing three runs (2 earned) on seven hits in an 8.0 inning loss...had second complete game and ninth of career June 20 at Philadelphia, allowing one run on four hits, beating Roy Halladay...tossed a three-hit complete game shutout, his sixth career shutout and 10th career complete game, June 26 at New York-NL...also recorded two hits, marking sixth multi-hit game of career and first since 2004...became first Twins pitcher to toss consecutive complete games since Nick Blackburn in 2009...went 4-1, 2.25 (40.0 IP, 10 ER) with two complete games in five June starts...recorded 900th career strikeout, fanning Willy Aybar in the second inning, July 1 vs. Tampa Bay...finished the first-half 10-6, 3.58 (125.2 IP, 50 ER) with 71 strikeouts and just 18 walks in 18 starts...was one of nine American League pitchers with 10-plus wins...was tied for third with three complete games and ranked third in innings pitched prior to All-Star break...pitched fourth complete game (11th career) July 17 vs. Chicago-AL, allowing two runs on seven hits in a game that lasted just 1:52 as he opposed Mark Buehrle, who also pitched a complete game...had fifth complete game and second shutout of season, allowing just five hits and walking one, July 22 at Baltimore, his seventh career shutout and 12th career complete game...became first Twins pitcher to toss back-to-back complete games twice in one season since Frank Viola in 1988 (May 1 and 6, and August 15 and 20)...won eight consecutive decisions June 9-July 27, tying him with Francisco Liriano for longest winning-streak by a Twins pitcher in 2010...won 15th game August 13 vs. Oakland (24th start), allowing two runs on 10 hits in 6.1 innings...became first pitcher to reach 15 wins in so few starts since Brad Radke earned 15 in 24 starts in 1997...went 10-1, 2.63 ERA (95.2 IP, 28 ER) with four complete games June 9-August 13...CC Sabathia (New York Yankees) was the only other pitcher in the majors

with 10 wins during that time frame...tied club record by allowing 15 hits (Brad Radke, August 27, 2004 at Anaheim; and Geoff Zahn, August 26, 1978 at Toronto) August 19 vs. Chicago-AL...hurled sixth complete game (13th career) August 24 at Texas, allowing four runs on eight hits in 8.0 innings...pitched seventh complete game of season (14th career) September 10 at Cleveland, allowing two runs on six hits over 8.0 innings and suffering the loss...surpassed 200.0 innings pitched for third time in career...was one of just three pitchers in baseball with 200.0-plus inning pitched, 15-plus wins, and five-plus complete games (NL Cy Young winner Roy Halladay and NL Cy Young runner-up Adam Wainwright)...his seven complete games were most by a Twins pitcher since Jack Morris had 10 in 1991...earned 17th and final win September 16 at Chicago-AL...finished season one win short of his career-high of 18 in 2004 (Florida)...pitched 8.0-plus innings 11 times, his most ever in a season, going 6-5 in those games...pitched 7.0-plus innings in 21 starts (13-8)...recipient of the Joseph W. Haynes Award for Twins Pitcher of the Year as voted upon by the Twin Cities chapter of the BBWAA.

**2009:** Signed a one-year free agent major league contract with Cleveland January 6...made Indians debut April 9, allowing nine earned runs on six hits in 1.0 inning...recorded eight strikeouts April 14 at Kansas City, his most strikeouts since June, 2004 (Florida)...earned first victory of season May 1 at Detroit...tied season-high eight strikeouts May 21 at Kansas City (6.0 IP)...finished month of May at 5-1 with 3.60 ERA (45.0 IP, 18 ER) in seven starts...was one of three pitchers (Detroit's Rick Porcello and Justin Verlander) in baseball with five wins in May...pitched fifth career complete game shutout June 5 at Chicago-AL, allowing three hits -- his first complete game since May 17, 2005 vs. Seattle...did not start from June 16-23 (neck/shoulder)...won seventh game of the season July 4 vs. Oakland...made final start with the Indians August 2 vs. Detroit...traded to Minnesota for PTBNL (Yohan Pino) August 7...earned first win as a Twin, allowing one run on six hits in 8.0 innings, August 2 at Detroit...beat the Tigers in his next start, tossing 7.0 shutout innings August 8 at the Metrodome...made one postseason start and set a Twins postseason record for most strikeouts in one game when he struck out nine Yankees October 11 at the Metrodome...finished second to Toronto's Roy Halladay (1.32) in American League with a 1.76 walks-per-9.0 innings pitched ratio, and fourth in strikeouts-per-walk ratio at 3.77...tossed 6.0-plus innings in nine of 12 starts with Twins.

**2008:** Was 1-1 with a 3.32 ERA in five combined rehab starts with Single-A Charleston (New York-AL) and Double-A Trenton...made first major league start and appearance of season August 23 at Baltimore after missing team's first 128 games while recovering from reconstructive surgery on right elbow; recorded the win in a 5-3 Yankees victory, pitching 5.0 innings and allowing three earned runs -- his first win and appearance since April 9, 2007 at Minnesota...earned the win in a 2-1 Yankees victory August 29 vs. Toronto, allowing just one run in 6.0 innings in his first start at Yankee Stadium since Opening Day in 2007 vs. Tampa Bay...retired 18 of 22 batters faced...the win came 1,221 days after his last win at Yankee Stadium (April 26, 2005 vs. Los Angeles-AL)...according to the Elias Sports Bureau, the last Yankees pitcher to go as many days between wins at Yankee Stadium while pitching for no other major league team in the interim was Tommy Byrne, who went 1,751 days between wins from October 2, 1943-July 18, 1948, due to military service.

**2007:** Was 1-0 with a 4.76 ERA in two starts with the Yankees...made first career Opening Day start April 2 vs. Tampa Bay, recording a no-decision in a 9-5 Yankee victory (4.1 innings)...was his first major league start since June 27, 2005, a span of one year, 279 days...according to the Elias Sports Bureau, no pitcher had started on Opening Day after such a long absence since Vinegar Bend Mizell pitched for the Cardinals on Opening Day April 17, 1956 after a hiatus of more than two years while serving in the military...recorded a win April 9 at Minnesota, his first win since May 25, 2005 at New York-NL, allowing two runs in 7.0 innings; it was his second and final start of the season...was placed on 15-day disabled list April 15 (retroactive to April 10) with right forearm tightness...underwent Tommy John surgery June 5 by Dr. David Altchek at the Hospital for Special Surgery in New York to repair the ulnar collateral ligament in right elbow...transferred to the 60-day DL on that same day through the rest of the season (missed 156 team games).

**2006:** Did not make a major league appearance due to injuries (New York-AL)...missed beginning of spring training with lower back stiffness...placed on 15-day disabled list March 29 with right shoulder tendonitis...made three rehab starts (one with Single-A Tampa and two with Double-A Trenton) May 7-17...in his Trenton rehab start May 17 vs. Portland, left game after 1.0 inning after experiencing discomfort in right elbow...underwent arthroscopic surgery to remove a bone chip from his right elbow; the surgery was performed by Dr. James Andrews in Birmingham, Alabama...made four rehab starts August 10-25...in final rehab start with Triple-A Columbus August 25 vs. Indianapolis, he left the game because of soreness under his right armpit and revealed that the injury occurred from a car accident on August 15...transferred to 60-day disabled list with a right rib fracture September 5.

**2005:** Had first season with New York-AL cut short due to rotator cuff tendonitis, going 4-6 with a 4.77 ERA in 17 starts...tagged with the loss April 10 vs. Baltimore in a 7-2 Orioles win; was removed from the game in third inning after he was hit on right side of head by a line drive by Melvin Mora and suffered a mild concussion...recorded first win as a Yankee April 20 at Toronto in an 11-2 Yankees victory...tossed first complete game shutout as a Yankee in a 6-0 win May 17 at Seattle, the fourth shutout of his career and the first since September 10, 2004 (with Florida) at Chicago-NL...won four consecutive decisions over seven starts April 20-May 22...made final start of season June 27 at Baltimore, allowing nine hits and four earned runs in 6.0 innings without receiving the decision in a 6-4 Yankees victory...was placed on 15-day disabled list July 7 (retroactive to June 28) with right shoulder tendonitis...made first of two rehab starts with the GCL Yankees July 27...was re-evaluated by team physicians Dr. Stuart Hershon and Dr. James Andrews and was diagnosed with rotator cuff tendonitis and associated pain in his humerus...was prescribed at least six weeks of rest and rehab for the condition.

**2004:** Set career high in wins, going 18-8 with a career-low 3.00 ERA in 31 starts with Florida...established Marlins all-time wins record, surpassing previous mark of 17 victories (Kevin Brown, 1996; and Alex Fernandez, 1997)...tied for second in National League and tied for fourth in majors in wins (18) with Roger Clemens, Bartolo Colon, Kenny Rogers, and Jason Schmidt, trailing only Curt Schilling (21), Roy Oswalt (20) and Johan Santana (20)...named to first All-Star team and pitched 2.0 innings in the game...ranked seventh in NL in ERA (3.00), sixth in innings pitched (222.1), tied for third in shutouts (2), and seventh in winning percentage (.692)...Florida posted a 22-9 record in his 31 starts (.710 winning percentage)...finished tied for fifth in the NL with 23 quality starts (74.2%)...ranked seventh in NL, allowing 1.98 walks-per-game...allowed one walk-or-less 18 times and no bases on balls in five starts...posted a career best six-game winning streak over seven starts May 24-June 27...went 5-0 with a 1.37 ERA in June, earning National League Pitcher of the Month honors...tossed first of two complete game shutouts of the year June 16 vs. Chicago-AL as he allowed three hits and one walk (intentional), and tied a season-high with eight strikeouts...added second shutout of year September 10 (Game 1) at Chicago-NL when he allowed seven hits and struck out six...as a hitter, recorded a career-high 13 hits on season, including two home runs.

**2003:** Made career-high 33 appearances (32 starts) with Florida...Marlins went 18-15 in his 33 appearances...led Marlins with 21 quality starts...ranked second on the team, allowing 19 homers for the second time in his career (also 2002)...ranked 10th in National League in fewest walks-per-nine innings (2.19)...set career-high with 10 strikeouts over 8.0 innings August 30 vs. Montreal...started Florida's wild card-clinching game September 26 vs. New York-NL, allowing three runs in 7.0 innings...in his only career playoff action, went 2-0 with a 1.40 ERA in eight games (2 starts)...appeared in two World Series games vs. New York-AL...in Game 4 October 22, held the Yankees to one run in 8.0 innings (7 hits and no walks) as Marlins won the 12-inning game, 4-3.

**PROFESSIONAL:** Boston's 13th round pick in the 1994 First-Year Player Draft...signed by scouts Buzz Bowers and Ray Fagnant.

PAVANO'S PITCHING RECORD																			
YEAR	CLUB	W-L	ERA	G	GS	CG	SH	SV	IP	H	R	ER	HR	HB	BB	SO	WP	BK	BAA
1994	GCL Red Sox	4- 3	1.84	9	7	0	0	0	44.0	31	14	9	1	1	7	47	4	1	.186
1995	Michigan	6- 6	3.44	22	22	1	0	0	141.1	118	63	54	7	6	52	138	9	0	.227
1996	Trenton	16- 5	2.63	27	26	6	2	0	185.0	154	66	54	16	11	47	146	7	1	.230
1997	Pawtucket	11- 6	3.12	23	23	3	0	0	161.2	148	62	56	13	6	34	147	7	1	.239
1998	Ottawa	1- 0	2.41	3	3	0	0	0	18.2	12	5	5	1	5	7	14	1	0	.190
	MONTREAL	6- 9	4.21	24	23	0	0	0	134.2	130	70	63	18	8	43	83	1	0	.251
	Jupiter	0- 0	6.60	4	4	0	0	0	15.0	20	11	11	1	0	3	14	0	0	.333
1999	Ottawa	0- 1	9.00	2	2	0	0	0	5.0	7	5	5	1	0	0	3	0	0	.318
	MONTREAL	6- 8	5.63	19	18	1	1	0	104.0	117	66	65	8	4	35	70	1	2	.285
2000	MONTREAL	8- 4	3.06	15	15	0	0	0	97.0	89	40	33	8	8	34	64	1	1	.248
2001	MONTREAL	1- 6	6.33	8	8	0	0	0	42.2	59	33	30	7	2	16	36	0	1	.331
	Ottawa	2- 1	3.58	4	4	0	0	0	27.2	27	13	11	4	3	5	19	1	0	.248
	Jupiter	1- 1	2.19	3	3	0	0	0	12.1	10	7	3	1	1	2	11	0	0	.213
2002	MONTREAL	3- 8	6.30	15	14	0	0	0	74.1	98	55	52	14	7	31	51	2	1	.318
	FLORIDA	3- 2	3.79	22	8	0	0	0	61.2	76	33	26	5	3	14	41	1	1	.306
	Ottawa	3- 0	3.10	3	3	0	0	0	20.1	23	8	7	2	0	2	9	1	0	.295
2003	FLORIDA	12-13	4.30	33	32	2	0	0	201.0	204	99	96	19	7	49	133	3	2	.265
2004	FLORIDA	18- 8	3.00	31	31	2	2	0	222.1	212	80	74	16	11	49	139	2	3	.253
2005	NEW YORK-AL	4- 6	4.77	17	17	1	1	0	100.0	129	66	53	17	8	18	56	2	1	.315
	GCL Yankees	0- 0	1.80	1	1	0	0	0	5.0	2	2	1	1	0	0	5	0	0	.118
	Tampa	0- 1	4.50	1	1	0	0	0	6.0	6	3	3	1	0	0	3	0	0	.250
2006	Trenton	1- 0	1.64	3	3	0	0	0	11.0	6	2	2	0	1	0	12	0	0	.150
	Tampa	0- 2	2.31	3	3	0	0	0	11.2	10	6	3	2	1	3	10	0	0	.238
	Columbus	1- 0	3.00	1	1	0	0	0	6.0	8	2	2	0	0	1	5	0	0	.381
2007	NEW YORK-AL	1- 0	4.76	2	2	0	0	0	11.1	12	7	6	1	0	2	4	0	0	.273
2008	Charleston	0- 0	1.80	2	2	0	0	0	5.0	6	1	1	0	0	1	6	0	0	.300
	Trenton	1- 1	3.86	3	3	0	0	0	14.0	14	6	6	3	2	3	13	2	0	.259
	NEW YORK-AL	4- 2	5.77	7	7	0	0	0	34.1	41	23	22	5	4	10	15	0	1	.306
2009	CLEVELAND	9- 8	5.37	21	21	1	1	0	125.2	150	80	75	19	3	23	88	4	0	.299
	MINNESOTA	5- 4	4.64	12	12	0	0	0	73.2	85	39	38	7	3	16	59	1	0	.284
2010	MINNESOTA	17-11	3.75	32	32	7	2	0	221.0	227	95	92	24	6	37	117	4	0	.266
2011	MINNESOTA	9-13	4.30	33	33	3	1	0	222.0	262	123	106	23	8	40	102	4	2	.294
2012	MINNESOTA	2- 5	6.00	11	11	0	0	0	63.0	80	46	42	9	2	8	33	0	0	.313
Minor League Totals		47-27	3.04	114	111	10	2	0	689.2	602	276	233	54	37	167	602	32	3	.234
American League Totals		51-49	4.59	135	135	12	5	0	851.0	986	479	434	105	34	154	474	15	4	.291
National League Totals		57-58	4.21	167	149	5	3	0	937.2	985	476	439	95	50	271	617	11	12	.271
Major League Totals		108-107	4.39	302	284	17	8	0	1788.2	1971	955	873	200	84	425	1091	26	16	.281

PAVANO'S DIVISION SERIES RECORD																			
YEAR	CLUB	W-L	ERA	G	GS	CG	SH	SV	IP	H	R	ER	HR	HB	BB	SO	WP	BK	BAA
2003	Florida	2- 0	0.00	3	0	0	0	0	2.2	1	0	0	0	1	1	1	0	0	.111
2009	New York-AL	0- 1	2.57	1	1	0	0	0	7.0	5	2	2	2	0	0	9	0	0	.200
2010	New York-AL	0- 1	6.00	1	1	0	0	0	6.0	10	4	4	1	0	1	3	0	0	.385
Division Series Totals		2- 2	3.45	5	2	0	0	0	15.2	16	6	6	3	1	2	13	0	0	.267

PAVANO'S LEAGUE CHAMPIONSHIP RECORD																			
YEAR	CLUB	W-L	ERA	G	GS	CG	SH	SV	IP	H	R	ER	HR	HB	BB	SO	WP	BK	BAA
2003	Florida	0- 0	2.35	3	1	0	0	0	7.2	8	1	1	0	0	1	8	0	0	.286

PAVANO'S WORLD SERIES RECORD																			
YEAR	CLUB	W-L	ERA	G	GS	CG	SH	SV	IP	H	R	ER	HR	HB	BB	SO	WP	BK	BAA
2003	Florida	0- 0	1.00	2	1	0	0	0	9.0	8	1	1	0	0	1	6	0	0	.250

# PAVANO'S DAY-BY-DAY

Date	Opp.	Score	Dec.	IP	H	R	ER	HR	BB	SO	Left Game or IR/IRS
4/6	@Bal	2-4	L	7.0	5	4	4	1	2	1	Trailing 4-0
4/11	LAA	6-5	ND	6.2	7	5	5	1	0	3	Trailing 5-3
4/16	@NYY	7-3	W	7.0	7	3	3	2	1	6	Leading 5-3
4/21	@TB	1-4	L	6.0	7	3	2	0	2	7	Trailing 3-0
4/27	KC	6-7	ND	6.1	6	5	4	2	1	0	Trailing 5-4
<b>APRIL TOTALS</b>			<b>1-2</b>	<b>33.0</b>	<b>32</b>	<b>20</b>	<b>18</b>	<b>6</b>	<b>6</b>	<b>17</b>	<b>4.91 ERA</b>
5/4	@Sea	3-2	W	6.0	4	1	1	0	2	5	Trailing 2-0
5/9	LAA	2-6	L	4.0	10	5	4	0	0	1	Trailing 3-0
5/14	CLE	4-5	ND	6.0	6	4	4	1	0	3	Trailing 4-1
5/19	@Mil	5-4	ND	6.0	5	2	2	0	3	3	Tied 2-2
5/26	Det	3-6	L	4.1	10	6	6	0	0	2	Trailing 6-2
<b>MAY TOTALS</b>			<b>1-2</b>	<b>26.1</b>	<b>39</b>	<b>19</b>	<b>18</b>	<b>1</b>	<b>1</b>	<b>14</b>	<b>6.15 ERA</b>
6/1	@Cle	1-7	L	3.2	9	7	6	2	1	3	Trailing 7-0
<b>JUNE TOTALS</b>			<b>0-1</b>	<b>3.2</b>	<b>9</b>	<b>7</b>	<b>6</b>	<b>2</b>	<b>1</b>	<b>3</b>	<b>14.73 ERA</b>
<b>PRE-ASG TOTALS</b>			<b>2-5</b>	<b>63.0</b>	<b>80</b>	<b>46</b>	<b>42</b>	<b>9</b>	<b>8</b>	<b>33</b>	<b>6.00 ERA</b>
<b>SEASON TOTALS</b>			<b>2-5</b>	<b>63.0</b>	<b>80</b>	<b>46</b>	<b>42</b>	<b>9</b>	<b>8</b>	<b>33</b>	<b>6.00 ERA</b>



# LUIS PERDOMO

**RIGHT-HANDED PITCHER**

**67**

**HEIGHT/WEIGHT:** 6-0/170  
**BORN:** 4/27/84 in San Cristobal, DR

**RESIDES:** San Cristobal, DR

**ACQUIRED:** Signed as free agent, 11/17/11

**M.L. SERVICE:** 1 year, 72 days

**CONTRACT STATUS:** Signed thru 2012

**BATS/THROWS:** R/R  
**AGE:** 28

**PERSONAL:** Luis M. Perdomo...makes off-season home in San Cristobal, Dominican Republic.

## 2012:

- Was an invite to Twins spring training...reassigned to minor league camp March 19...reported to Double-A New Britain.
- Went 4-4, 2.75 (39.1 IP, 12 ER) and held opponents to a .191 batting average in 26 games for the Rock Cats before being promoted to Triple-A Rochester June 26.
- Went 2-1, 0.92 (19.2 IP, 2 ER) with seven saves and an opponent batting average of .157 in 11 games for Red Wings...nine of 11 appearances were scoreless.
- Had contract selected by the Twins July 26 when they placed Anthony Swarzak on 15-day disabled list.
- Made Twins debut, allowing two runs (none earned) on one hit in 0.2 inning July 28 vs. Cleveland.
- Optioned to Triple-A Rochester August 15...recalled from Triple-A Rochester September 4.
- Allowed one run in final eight appearances (8.1 IP), September 12-October 3, for a 1.08 ERA.

**2011:** Spent season with Triple-A Tucson (San Diego)...led club in games (65) and recorded 10 saves in 16 opportunities...converted four straight save opportunities on two occasions -- April 24-May 6 and again June 14-20...did not allow a home run in 31 consecutive appearances (32.2 IP) April 24-July 2...pitched in 10 games for Aguilas Cibaenas in Dominican Winter League, posting a 2.08 ERA (13.0 IP, 3 ER) with 11 strikeouts and two walks.

**2010:** Pitched in team-high 58 games at Triple-A Portland (San Diego), posting a 3.40 ERA (82.0 IP, 31 ER)...tied for third in the Pacific Coast League in appearances (58)...recalled twice from Triple-A Portland, but made just one major league appearance...returned to Portland the next day after both call-ups (May 2 and August 28)...posted a 1.21 ERA (44.2 IP, 6 ER) for Beavers from May 2-July 16...his only appearance with Padres came in ninth inning in a 5-0 loss August 29 vs. Philadelphia.

**2009:** Claimed off waivers by San Diego April 10...made major league debut April 15 at New York-NL, allowing one run on a solo homer by Carlos Delgado in 1.0 inning...allowed 10 of 25 inherited runners to score (40.0 percent)...worked more than 1.0 inning in 21 of his outings, and at least 3.0 innings in six games...tossed a career-high 4.0 innings June 2 vs. Philadelphia...earned first major league win, pitching 3.0 perfect innings May 16 vs. Cincinnati...placed on disabled list with a strained left knee June 8...made one rehab appearance for Triple-A Portland and was reinstated June 26...struck out career-high seven batters July 25 at Washington, which marked a tie for most strikeouts in one outing by a major league reliever in 2009.

**2008:** Split season between Single-A Kinston (Cleveland) and two Double-A clubs in Akron (Cleveland) and Springfield (St. Louis)...combined to go 7-3, 2.36 (72.1 IP, 19 ER) with 20 saves in 50 games between all three teams...named to Carolina League midseason and postseason All-Star teams...ranked first among Carolina League relievers in opponent batting average (.146), and third in saves (18)...traded to St. Louis in exchange for right-handed pitcher Anthony Reyes July 26...selected by San Francisco in Rule 5 Draft December 11, 2008.

**2007:** Pitched in career-high 56 games for Single-A Lake County (Cleveland)...finished second in South Atlantic League in appearances (56) and fourth in games finished (40)...tied for second in Indians minor league system in appearances.

**2006:** Spent entire year with the GCL Indians, making 19 relief appearances...ranked second in the GCL in saves (9), appearances (19), and games finished (17).

**2005:** Pitched with DSL Indians for third consecutive season...recorded 45 strikeouts and walked just 14 batters in 45.1 innings pitched...made first two starts of his professional career.

**2004:** Posted a 1.35 ERA (33.1 IP, 5 ER) in 25 relief appearances with DSL Indians...recorded six saves and held opponents to .172 batting average with just one home run allowed.

**2003:** Began professional career with DSL Indians, making 14 relief appearances...went 1-0, 4.35 (20.2 IP, 10 ER) with 10 strikeouts and one save.

**PROFESSIONAL:** Originally signed by Cleveland as a non-drafted free agent, April 23, 2003.



IP: 2.2, 8/10 vs. T.B.  
SO: 2, 2x, last 9/12 vs. K.C.  
Win-Streak: - -

## 2012

Walks: 3, 7/28 vs. Cle.  
CG: - -  
Low-Hit: - -

## PERDOMO'S GAME HIGHS

IP: 4.0, 6/2/09 vs. Phi.  
SO: 7, 7/25/09 at Was.  
Win-Streak: 1, 5/16/09

## CAREER

Walks: 3, 4x, last 7/28/12 vs. Cle.  
CG: - -  
Low-Hit: - -

## PERDOMO'S PITCHING RECORD

YEAR	CLUB	W-L	ERA	G	GS	CG	SH	SV	IP	H	R	ER	HR	HB	BB	SO	WP	BK	BAA
2003	DSL Indians	1- 0	4.35	14	0	0	0	1	20.2	18	11	10	2	2	8	10	4	0	.222
2004	DSL Indians	4- 2	1.35	25	0	0	0	6	33.1	21	9	5	1	3	9	28	2	1	.172
2005	DSL Indians	3- 2	3.57	23	2	0	0	7	45.1	41	22	18	0	0	14	45	5	1	.234
2006	GCL Indians	0- 2	3.60	19	0	0	0	9	20.0	11	9	8	1	2	5	29	3	0	.155
2007	Lake County	4- 6	3.27	56	0	0	0	10	66.0	43	28	24	6	4	26	81	3	1	.181
2008	Kinston	3- 1	0.92	31	0	0	0	18	39.0	19	6	4	0	2	17	43	5	0	.146
	Akron	2- 0	3.52	9	0	0	0	1	15.1	12	6	6	1	0	7	17	0	0	.218
	Springfield	2- 2	4.50	15	0	0	0	1	18.0	18	12	9	2	1	6	22	2	0	.247
2009	Portland	0- 0	18.00	1	0	0	0	0	1.0	3	2	2	0	0	1	1	0	0	.500
	SAN DIEGO	1- 0	4.80	35	0	0	0	0	60.0	57	36	32	11	0	34	55	8	0	.246
2010	SAN DIEGO	0- 0	9.00	1	0	0	0	0	1.0	1	1	1	1	0	0	0	0	0	.250
	Portland	4- 6	3.40	58	3	0	0	1	82.0	76	40	31	7	3	34	49	10	0	.248
2011	Tucson	0- 8	5.40	65	0	0	0	10	71.2	86	53	43	6	5	46	51	6	1	.300
2012	New Britain	4- 4	2.75	26	0	0	0	2	39.1	27	13	12	0	1	16	43	2	0	.191
	Rochester	4- 1	2.43	19	0	0	0	7	33.1	27	9	9	4	0	6	25	1	0	.218
	MINNESOTA	0- 0	3.18	15	0	0	0	0	17.0	15	8	6	0	2	12	8	1	0	.238
Minor League Totals		31-34	3.36	361	5	0	0	58	485.0	402	220	191	30	23	195	444	43	4	.222
Major League Totals		1- 0	4.50	51	0	0	0	0	78.0	73	45	39	12	2	46	63	9	0	.244

## PERDOMO'S FIELDING RECORD

POSITION	PCT	G	PO	A	E	TC	DP	PB
Pitcher	.960	51	14	10	1	25	1	—

## PERDOMO'S DAY-BY-DAY

Date	Opp.	Score	Dec.	IP	H	R	ER	HR	BB	SO	Left Game or IR/IRS
7/28	Cle	5-12	ND	0.2	1	2	0	0	3	0	0/0
JULY TOTALS			0-0	0.2	1	2	0	0	3	0	0.00 ERA
8/5	@Bos	4-6	ND	1.0	1	1	1	0	1	1	0/0
8/6	@Cle	14-3	ND	1.0	1	0	0	0	0	0	0/0
8/10	TB	6-12	ND	2.2	2	0	0	0	2	2	2/2
8/14	Det	4-8	ND	0.2	0	0	0	0	1	0	2/0
AUGUST TOTALS			0-0	5.1	4	1	1	0	4	3	1.69 ERA
9/4	@CWS	18-9	ND	1.2	2	1	1	0	1	1	1/1
9/11	KC	1-9	ND	1.0	3	3	3	0	0	0	0/0
9/12	KC	5-10	ND	1.0	0	0	0	0	0	2	0/0
9/14	CWS	0-6	ND	1.0	2	1	1	0	2	0	0/0
9/22	@Det	0-8	ND	2.0	1	0	0	0	0	0	0/0
9/24	NY Yankees	3-6	ND	0.2	0	0	0	0	1	0	0/0
9/26	NY Yankees	2-8	ND	1.0	1	0	0	0	0	1	0/0
9/29	Det	4-6	ND	1.0	1	0	0	0	0	1	0/0
SEPTEMBER TOTALS			0-0	9.1	10	5	5	0	4	5	4.82 ERA
10/2	@Tor	3-4	ND	0.2	0	0	0	0	1	0	0/0
10/3	@Tor	1-2	ND	1.0	0	0	0	0	0	0	0/0
OCTOBER TOTALS			0-0	1.2	0	0	0	0	1	0	0.00 ERA
POST-ASG TOTALS			0-0	17.0	15	8	6	0	12	8	3.18 ERA
SEASON TOTALS			0-0	17.0	15	8	6	0	12	8	3.18 ERA



# GLEN PERKINS

LEFT-HANDED PITCHER

15

HEIGHT/WEIGHT: 6-0/204

BORN: 3/2/83 in St. Paul, MN

RESIDES: Lakeville, MN

BATS/THROWS: L/L

AGE: 29

ACQUIRED: 1st round (22nd overall), 2004 First-Year Player Draft

M.L. SERVICE: 5 years, 10 days

CONTRACT STATUS: Signed thru 2012

**PERSONAL:** Glen Weston Perkins...wife Alisha (Weber)...daughters Addison (11/21/06) and Lyla (8/10/08)...2001 graduate of Stillwater (MN) High School, where he was named All-State in 2001...attended University of Minnesota, where he was named first team All-Big Ten, Big Ten Freshman of the Year, *Baseball America* first team Freshman All-American, and was one of four collegiate baseball Freshman of the Year in 2003...set school single-season record for strikeouts (117) in 2003...named Big Ten Pitcher of the Year, first team All-Big Ten...selected to Louisville Slugger team, *Collegiate Baseball News* (second team), *Baseball America* (third team), and ABCA (third team) All-America teams in 2004...named Midwest Scouts Association College Player of the Year in 2004.

## 2012:

- Made Twins Opening Day roster for third time in career and second straight season.
- Allowed just two runs in a 20-game span (19.1 IP) with an ERA of 0.93 May 13-June 30.
- Earned first win of the season, tossing 1.0 scoreless inning May 29 vs. Oakland.
- Posted ERA of 1.42 (12.2 IP, 2 ER) in 13 May appearances, and a 1.54 ERA (11.2 IP, 2 ER) in 12 June appearances.
- Recorded third and fourth career saves in back-to-back appearances June 20 at Pittsburgh and June 22 at Cincinnati in Matt Capps' absence (DL).
- Struck out at least one batter in nine straight games (13 total) June 5-25, his third-longest streak of career.
- Made 200th career appearance August 25 at Texas.
- Set single season career high with his 70th appearance September 23 at Detroit.
- Converted 12 straight save opportunities, July 20-September 28, which was third best in baseball at the time.
- 18 of final 21 appearances were scoreless August 7-October 1, posting a 1.23 ERA (22.0 IP, 3 ER) in that span.
- Walked just one batter in his final 19 appearances (67 batters-faced), August 15-October 1.
- Struck out multiple batters on 24 occasions and three batters on six occasions.
- Was one of just two AL relievers and seven relievers in baseball with at least 10 holds (11) and 15 saves (16), the others being Santiago Casilla (12 H, 25 S), Steve Chisek (13 H, 15 S), Heath Bell (13 H, 19 S), Jonathan Broxton (10 H, 27 S), Grant Balfour (15 H, 24 S), and Tyler Clippard (13 H, 32 S).
- Ranked second in baseball in saves for a left-hander (16), behind Aroldis Chapman (38)...tied for fourth in AL in games among lefties (70).

**2011:** Made Twins Opening Day roster for second time in career and first time since 2009...did not allow a run in first 10 appearances (9.1 IP) April 1-24...allowed just one run in first 17 appearances (18.2 IP) April 1-May 13 for a 0.48 ERA in that span...struck out 13 of 31 batters faced (42%) in a seven-game span (8.0 IP) May 7-18...placed on 15-day disabled list with a right oblique strain May 22...went on rehab assignment to Triple-A Rochester June 11-16; reinstated from disabled list June 17...did not allow a home run in first 47 appearances (45.1 IP) April 1-August 8, until allowing one to David Ortiz August 10 vs. Boston...walked just one batter (Paul Konerko, July 9; intentionally) in a 19-game stretch (16.2 IP) June 28-August 5...allowed just one run in a 20-game span, posting a 0.51 ERA (17.2 IP, 1 ER) June 26-August 5...allowed just two hits in an 18-game span, holding opponents to a .041 average (2-for-49), June 29-August 5...recorded first career save with 0.2 scoreless inning July 3 vs. Milwaukee...recorded second career save in his next appearance, July 5 vs. Tampa Bay, pitching 0.1 scoreless inning (three pitches)...posted a three-game winning streak July 16-26...48 of 65 appearances were scoreless, and he allowed multiple runs on just two occasions (back-to-back appearances, August 6 vs. Chicago and August 8 vs. Boston)...struck out two-plus batters in 20 of his appearances...posted 9.49 strikeouts-per-9.0 innings ratio...struck out at least one batter in 42 of 65 appearances...his 65 strikeouts were second most in the American League for a lefty reliever behind Chicago's Chris Sale (79), and were eighth most in baseball...his 65 appearances were sixth most for a lefty reliever in the American League...his strikeouts-per-9.0 innings ratio was 12th highest in the American League for pitchers with a minimum of 50.0 innings pitched...ranked third on the Twins staff in appearances...led Twins staff in strikeouts-per-9.0 innings...was the recipient of the Joseph W. Haynes Award as the Twins Pitcher of the Year, and the Charles O. Johnson Award as the Most Improved Twin (both awards voted on by the Twins Cities chapter of the BBWAA).

**2010:** Started season with Triple-A Rochester...had season-high nine strikeouts (5.2 innings) May 27 at Durham...recalled by Twins August 11, and made a start that same night at Chicago-AL, allowing six runs (4 earned) on five hits in 4.2 innings pitched...made three appearances out of the bullpen for the Twins before being optioned to Rochester August 27...recalled to Twins September 6...finished his season at Rochester with a record of 4-9, 5.81 (124.0 IP, 80 ER) with 98 strikeouts and 36 walks in 26 games (24 starts)...pitched 6.0-plus innings in six of last 11 starts for Red Wings...did not allow a run in five consecutive appearances (6.1 IP) September 7-21...earned only major league win of season, tossing 1.0 scoreless inning of relief September 21 vs. Cleveland; the win was the eventual AL Central clinching victory for the Twins.

**2009:** Made Twins Opening Day roster for first time in career as Twins number four starter...tossed 8.0 innings in each of first three starts April 19-19, including first win on April 19 vs. Los Angeles-AL...allowed no more than two runs in any of those first three starts, becoming first pitcher to begin a season with three straight games of at least 8.0 innings and two-or-fewer runs allowed since Pat Hentgen did it for Baltimore in 2001...no other pitcher has started a season with a three-game streak of that kind for Twins since the club relocated to Minnesota in 1961...placed on 15-day disabled list with inflammation in left elbow May 18...made two rehab starts at Single-A Ft. Myers and returned to the club June 16...placed on 15-day disabled list August 11 with left shoulder tendonitis...finished season with Triple-A Rochester.

**2008:** Began season at Triple-A Rochester...recalled and made first major league start May 10 vs. Boston...recorded first career win May 20 vs. Texas...earned second career win May 25 at Detroit...had season-high seven strikeouts on June 30 vs. Detroit...tossed season-high 8.0 innings, allowing three runs on 10 hits for third career win, June 19 vs. Washington...won five straight decisions June 19-July 18...tied for first in American League in July for wins (4)...recorded five straight wins in a six start span July 29-August 27, including two 8.0-shutout inning performances vs. New York-AL, August 11, and at Los Angeles-AL, August 22...logged 10th win on August 17 vs. Seattle, becoming 11th Twins pitcher in history to win at least 10 games in rookie season...recorded third most wins (12) for a Twins pitcher in his rookie season, tying Francisco Liriano (2006), Jesse Crain (2005), Mark Redman (2000), and Kevin Tapani (1990)...tied Jim "Mudcat" Grant (1965) and Camilo Pascual (1965) for fifth highest single-season winning percentage (.750) all-time for a Twins starter (minimum of 20 starts), and fourth highest by a left-handed pitcher (Frank Viola, .774, 1988; Johan Santana, .769, 2004; Santana, .760, 2006); best winning percentage for a rookie pitcher...his 12 wins tied him for sixth in the American League for victories by a left-handed pitcher.

**2007:** Began season at Triple-A Rochester...recalled April 12...placed on 15-day disabled list with a muscle strain in left shoulder May 22...pitched in one game for GCL Twins on rehab assignment July 11...had rehab assignment transferred to Ft. Myers July 14-18...assigned to New Britain on injury rehab August 17-30...reinstated from disabled list September 11...did not allow a run in seven appearances (5.0 IP) September 12-28.

**2006:** Began season at Double-A New Britain and recorded first win May 19 allowing just one run in 7.0 innings...tossed a complete game shutout June 4...averaged 10.05 strikeouts per-9-innings at New Britain...promoted to Rochester September 3...contract selected September 19...made major league debut September 21 at Boston, becoming 27th native Minnesotan to play for the Twins; pitched 1.1 scoreless innings and struck out first batter he faced in major leagues...ranked second best prospect in Twins organization by *Baseball America* entering the 2007 season.

**2005:** Began the season at Single-A Ft. Myers...disabled with sprained left wrist April 15-22...had season-high 14 strikeouts June 11 at Lakeland...Twins minor league Pitcher of the Week June 11-17...tossed season-high 9.0 innings and six-hit shutout June 16 vs. Clearwater...promoted to New Britain June 23...pitched for Grand Canyon in the Arizona Fall League...ranked fourth best prospect in Twins organization by *Baseball America* entering 2006 season.

**2004:** Began season at Rookie Elizabethton...was 1-0, 2.25 (12.0 IP, 3 ER) in three starts July 6-17...promoted to Quad Cities July 21...was 2-0, 1.30 (34.2 IP, 5 ER) in six starts August 8-September 4...pitched season-high 7.0 innings August 19 at Ft. Wayne.

**PROFESSIONAL:** Signed by scout Mark Wilson.

**2012**

IP: 2.0, 3x, last 9/13 vs. K.C.  
SO: 3, 6x, last 10/1 at Tor  
Win-Streak: 3, 5/29-9/13

**PERKINS' GAME HIGHS**

Walks: 3, 5/29 vs. Oak.  
CG: - -  
Low-Hit: - -

**CAREER**

IP: 8.0, 6x, last 4/19/09 vs. LAA. Walks: 4, 5/13/09 vs. Det.  
SO: 7, 6/30/08 vs. Det. CG: - -  
Win-Streak: 5, 2x, last 7/29-8/27/08 Low-Hit: - -

PERKINS' PITCHING RECORD																			
YEAR	CLUB	W-L	ERA	G	GS	CG	SH	SV	IP	H	R	ER	HR	HB	BB	SO	WP	BK	BAA
2004	Elizabethton	1- 0	2.25	3	3	0	0	0	12.0	8	3	3	0	0	4	22	0	0	.186
	Quad Cities	2- 1	1.30	9	9	0	0	0	48.1	33	9	7	2	3	12	49	0	0	.205
2005	Ft. Myers	3- 2	2.13	10	9	2	1	0	55.0	41	14	13	2	1	13	66	2	0	.205
	New Britain	4- 4	4.90	14	14	0	0	0	79.0	80	45	43	4	8	35	67	3	1	.263
2006	New Britain	4-11	3.91	23	23	2	1	0	117.1	109	60	51	11	6	45	131	3	1	.243
	Rochester	0- 1	2.08	1	1	0	0	0	4.1	6	1	1	0	0	5	3	0	0	.333
MINNESOTA		0- 0	1.59	4	0	0	0	0	5.2	3	1	1	0	0	0	6	0	0	.150
2007	Rochester	0- 0	1.50	1	1	0	0	0	6.0	2	1	1	1	0	1	2	0	0	.105
	MINNESOTA	0- 0	3.14	19	0	0	0	0	28.2	23	10	10	2	2	12	20	2	0	.232
	New Britain	0- 2	11.05	3	3	0	0	0	7.1	11	9	9	4	0	7	7	2	0	.344
	Ft. Myers	0- 0	27.00	1	1	0	0	0	1.0	3	3	3	1	0	0	0	1	0	.500
	GCL Twins	0- 0	1.80	3	3	0	0	0	5.0	3	1	1	0	1	2	6	1	0	.167
	Rochester	2- 1	2.97	7	6	1	1	0	33.1	28	15	11	2	1	19	27	1	1	.220
MINNESOTA		12- 4	4.41	26	26	0	0	0	151.0	183	81	74	25	3	39	74	2	1	.301
2009	MINNESOTA	6- 7	5.89	18	17	0	0	0	96.1	120	64	63	13	1	23	45	2	1	.304
	Ft. Myers	1- 0	2.45	2	2	1	1	0	11.0	8	5	3	2	0	1	9	0	0	.195
GCL Twins		0- 0	0.00	1	1	0	0	0	1.0	0	0	0	0	0	0	0	0	0	.000
2010	Rochester	4- 9	5.81	26	24	0	0	0	124.0	160	91	80	14	5	36	98	1	1	.309
	MINNESOTA	1- 1	5.82	13	1	0	0	0	21.2	29	16	14	3	4	5	14	0	0	.337
2011	Rochester	0- 0	0.00	2	1	0	0	0	3.0	4	0	0	0	0	0	2	0	0	.333
	MINNESOTA	4- 4	2.48	65	0	0	0	2	61.2	55	19	17	2	1	21	65	3	0	.244
MINNESOTA		3- 1	2.56	70	0	0	0	16	70.1	57	25	20	8	3	16	78	3	0	.222
Minor League Totals		21-31	4.01	106	101	6	4	0	507.2	496	257	226	43	25	180	489	14	4	.254
Major League Totals		26-17	4.11	215	44	0	0	18	435.1	470	216	199	53	14	116	302	12	14	.278

PERKINS' FIELDING RECORD															
POSITION	PCT	G	PO	A	E	TC	DP	PB							
Pitcher	.951	215	11	66	4	81	3	—							

PERKINS' BATTING RECORD															
BATTING	AVG	AB	R	H	2B	3B	HR	RBI	SH	SF	HB	BB	SO	SB	CS OBP
Career	.000	4	0	0	0	0	0	0	3	0	0	0	4	0	0 .000

PERKINS' DIVISION SERIES RECORD															
YEAR	OPPONENT	W-L	ERA	G	GS	CG	SH	SV	IP	H	R	ER	HR	HB	BAA
2006	Oakland	0- 0	0.00	1	0	0	0	0	0.1	2	0	0	0	0	0 .667

PERKINS' DAY-BY-DAY

Date	Opp.	Score	Dec.	IP	H	R	ER	HR	BB	SO	Left Game or IR/IRS
4/7	@Bal	2-8	ND	1.0	1	0	0	0	0	2	0/0
4/9	LAA	1-5	ND	1.2	1	0	0	0	0	2	1/1
4/11	LAA	6-5	ND	1.0	0	0	0	0	0	2	0/0
4/14	Tex	2-6	ND	0.2	3	2	2	0	0	0	0/0
4/15	Tex	3-4	L	0.0	2	3	3	1	1	0	0/0
4/19	@NYY	6-7	ND	1.0	0	0	0	0	0	0	0/0
4/22	@TB	2-6	ND	1.0	1	1	1	0	1	1	0/0
4/25	Bos	6-7	ND	1.0	0	0	0	0	0	3	0/0
4/29	KC	7-4	ND	1.0	1	0	0	0	1	0	0/0
APRIL TOTALS				0-1	8.1	10	6	6	1	3	10 6.48 ERA
5/2	@LAA	0-9	ND	1.0	0	0	0	0	0	1	0/0
5/4	@Sea	3-2	ND	1.0	0	0	0	0	0	2	0/0
5/7	LAA	3-8	ND	1.0	2	3	1	0	1	1	0/0
5/10	Tor	2-6	ND	1.0	0	0	0	0	1	3	0/0
5/11	Tor	7-6	ND	1.0	3	1	1	1	0	0	0/0
5/13	Tor	4-3	ND	0.2	0	0	0	0	0	0	3/2
5/16	@Det	11-7	ND	1.0	1	0	0	0	0	0	0/0
5/17	@Det	4-3	ND	1.0	0	0	0	0	2	1	0/0
5/19	@Mil	5-4	ND	1.0	0	0	0	0	0	2	0/0
5/25	Det	6-10	ND	1.0	0	0	0	0	0	1	0/0
5/26	Det	3-6	ND	1.0	0	0	0	0	0	2	0/0
5/27	Det	3-4	ND	1.0	1	0	0	0	0	2	0/0
5/29	Oak	3-2	W	1.0	0	0	0	0	3	0	0/0
MAY TOTALS				1-0	12.2	7	4	2	1	7	17 1.42 ERA
6/2	@Cle	7-4	ND	1.0	0	0	0	0	0	1	0/0
6/3	@Cle	6-3	ND	1.0	1	0	0	0	0	0	0/0
6/5	@KC	1-0	ND	0.1	0	0	0	0	0	1	2/0
6/6	@KC	4-2	ND	0.2	1	0	0	0	0	1	0/0
6/8	ChC	8-7	ND	0.2	3	2	2	1	0	1	0/0
6/12	Phi	11-7	ND	1.0	1	0	0	0	0	2	0/0
6/13	Phi	8-9	ND	1.0	1	0	0	0	1	2	0/0
6/17	Mil	5-4	ND	2.0	2	0	0	0	1	1	0/0
6/20	@Pit	2-1	SV	1.0	0	0	0	0	1	2	0/0
6/22	@Cin	5-4	SV	1.0	2	0	0	0	0	2	0/0
6/25	CWS	4-1	ND	1.0	1	0	0	0	0	1	0/0
6/30	KC	7-2	ND	1.0	1	0	0	0	0	0	0/0
JUNE TOTALS				0-0/2 SV	11.2	13	2	2	1	3	14 1.54 ERA
7/1	KC	10-8	ND	1.0	4	3	3	0	0	0	0/0
7/2	@Det	6-4	SV	1.0	2	0	0	0	0	2	0/0
7/3	@Det	8-6	SV	1.0	0	0	0	0	0	0	0/0
7/6	@Tex	5-1	ND	1.0	1	0	0	0	0	1	0/0
7/8	@Tex	3-4	ND	1.0	4	3	0	0	0	0	0/0
PRE-ASG TOTALS				1-1/4 SV	37.2	41	18	13	3	13	44 3.11 ERA
7/15	Oak	4-9	ND	1.0	1	0	0	0	0	0	0/0
7/17	Bal	6-4	ND	1.0	1	0	0	0	0	3	0/0
7/18	Bal	1-2	ND	1.0	0	0	0	0	0	1	0/0
7/20	@KC	2-1	SV	1.0	0	0	0	0	0	0	0/0
7/22	@KC	7-5	ND	1.0	2	2	2	1	0	1	0/0
7/25	@CWS	2-8	ND	1.0	0	0	0	0	0	2	0/0
7/29	Cle	5-1	ND	1.0	0	0	0	0	1	0	0/0
7/30	CWS	7-6	W	1.0	1	0	0	0	0	1	0/0
JULY TOTALS				1-0/3 SV	13.0	17	8	5	1	1	11 3.46 ERA

Date	Opp.	Score	Dec.	IP	H	R	ER	HR	BB	SO	Left Game or IR/IRS
8/2	@Bos	5-0	SV	2.0	0	0	0	0	0	3	0/0
8/4	@Bos	6-4	ND	0.2	1	2	2	1	0	2	0/0
8/7	@Cle	7-5	SV	1.0	0	0	0	0	0	0	0/0
8/12	TB	3-7	ND	1.0	0	0	0	0	1	0	0/0
8/15	Det	1-5	ND	1.0	1	0	0	0	0	0	0/0
8/19	@Sea	1-5	ND	1.0	0	0	0	0	0	3	0/0
8/22	@Oak	1-5	ND	1.0	1	0	0	0	0	0	0/0
8/25	@Tex	3-9	ND	1.0	1	0	0	0	0	1	0/0
8/26	@Tex	6-5	SV	1.0	0	0	0	0	0	1	0/0
8/30	Sea	4-5	ND	1.0	0	0	0	0	0	1	0/0
<b>AUGUST TOTALS</b>			<b>0-0/3 SV</b>	<b>10.2</b>	<b>4</b>	<b>2</b>	<b>2</b>	<b>1</b>	<b>1</b>	<b>11</b>	<b>1.69 ERA</b>
9/1-Gm 1	@KC	3-1	SV	1.0	0	0	0	0	0	1	0/0
9/1-Gm 2	@KC	8-7	SV	1.0	1	0	0	0	0	1	0/0
9/7	Cle	7-6	ND	1.0	0	0	0	0	0	0	0/0
9/8	Cle	3-0	SV	1.0	0	0	0	0	0	1	0/0
9/13	KC	4-3	W	2.0	1	0	0	0	1	1	0/0
9/16	CWS	2-9	ND	1.0	0	0	0	0	0	0	0/0
9/18	@Cle	6-5	SV	1.0	1	1	1	1	0	2	0/0
9/19	@Cle	6-4	SV	1.0	1	0	0	0	0	1	0/0
9/23	@Det	2-1	SV	1.0	0	0	0	0	0	1	0/0
9/25	NYN	5-4	SV	1.0	1	1	1	1	0	2	0/0
9/28	Det	4-2	SV	1.0	0	0	0	0	0	0	0/0
9/30	Det	1-2	ND	1.0	0	0	0	0	0	2	0/0
<b>SEPTEMBER TOTALS</b>			<b>1-0/8 SV</b>	<b>13.0</b>	<b>5</b>	<b>2</b>	<b>2</b>	<b>2</b>	<b>1</b>	<b>12</b>	<b>1.38 ERA</b>
10/1	@Tor	5-6	ND	1.0	1	1	1	1	0	3	0/0
<b>OCTOBER TOTALS</b>			<b>0-0</b>	<b>1.0</b>	<b>1</b>	<b>1</b>	<b>1</b>	<b>1</b>	<b>0</b>	<b>3</b>	<b>9.00 ERA</b>
<b>POST-ASG TOTALS</b>			<b>2-0/12 SV</b>	<b>32.2</b>	<b>16</b>	<b>7</b>	<b>7</b>	<b>5</b>	<b>3</b>	<b>34</b>	<b>1.93 ERA</b>
<b>SEASON TOTALS</b>			<b>3-16/16 SV</b>	<b>70.1</b>	<b>57</b>	<b>25</b>	<b>20</b>	<b>8</b>	<b>16</b>	<b>78</b>	<b>2.56 ERA</b>



# TREVOR PLOUFFE

INFIELDER

24

HEIGHT/WEIGHT: 6-2/203  
BORN: 6/15/86 in West Hills, CA  
RESIDES: Porter Ranch, CA

BATS/THROWS: R/R  
AGE: 26

ACQUIRED: 1st round (20th overall), 2004 First-Year Player Draft  
M.L. SERVICE: 1 year, 162 days  
CONTRACT STATUS: Signed thru 2012

**PERSONAL:** Trevor Patrick Plouffe (pronounced ploof)...2004 graduate of Crespi Carmelite (CA) High School...named 2004 *Collegiate Baseball News* High School All-American and *USA Today* All-American.

## 2012:

- Made Twins Opening Day roster for first time in career.
- Drew 13 walks in 18-game span April 17-May 14.
- Tied career-high with four RBI June 9 vs. Chicago-NL...also set single-season career-high with ninth home run.
- Homered in four straight games June 12-15, the longest streak for a Twins player since Jim Thome September 4-11, 2010.
- Set Twins all-time single-season interleague home run record, hitting his eighth, passing Torii Hunter (7 in 2005) June 15 vs. Milwaukee (he finished with 9).
- Had first two career two-homer games -- June 15 vs. Milwaukee, and July 1 vs. Kansas City.
- Set career-high with three walks June 16 vs. Milwaukee.
- Hit one home run in first 22 games April 6-May 14, but hit 18 homers in next 39 games May 16-July 3.
- Batted .327 (32-for-98) with 11 home runs, 21 RBI, 22 runs scored, and .735 slugging percentage in 26 June games...his slugging percentage ranked second in American League and his home runs were tied for second.
- Hit safely in career-high 17 games June 30 (Game 1)-July 19, batting .328 (22-for-67) in that span.
- Placed on 15-day disabled list with bruised right thumb July 27...returned from rehab at Triple-A Rochester and reinstated August 13.
- Hit 20th home run August 29 vs. Seattle, becoming first Twin to have 20-or-more homers in rookie or year-after-rookie season since Marty Cordova won the AL Rookie of the Year Award with 24 home runs in 1995 (Elias Sports Bureau).
- Finished second on the team in home runs with 24 home runs, 18 being solo shots; hit 12 homers off both lefties and righties each.

**2011:** Started season with Triple-A Rochester...played in 21 games for Red Wings, batting .282 (22-for-78) with four doubles, six home runs, and 13 RBI...recalled by Twins May 4...hit home run in first major league at-bat of the season, a solo shot off Tim Wakefield May 6 at Boston...homered in consecutive games May 19 at Oakland and May 20 at Arizona...optioned to Triple-A Rochester as Twins called up outfielder Brian Dinkelman June 2...batted .333 (38-for-114) with seven doubles, nine home runs, and 20 RBI in 30 games with Red Wings...recalled by Twins July 14...started first career game in the outfield (right field) July 15 vs. Kansas City...posted two career-high seven-game hitting streaks -- August 10-20 and again August 28-September 4...recorded career-high four RBI September 3 at Los Angeles-AL...had game-winning walk-off single in Twins final game of season (1-0) in bottom of ninth inning September 28 vs. Kansas City...played five different positions defensively -- 45 games at shortstop (all starts), 17 games at second base (15 starts), 11 games in right field (9 starts), three games in left field (2 starts), and one game at first base...his eight doubles in September set Twins rookie record for most doubles in the month...combined to bat .268 (128-for-478) with 29 doubles, four triples, 23 home runs, 64 RBI, and 80 runs scored in 132 games between Triple-A Rochester and Minnesota...his 23 home runs led the Twins organization and his 234 total bases ranked fourth.

**2010:** Started season with Triple-A Rochester and played in 39 games for Red Wings before being recalled May 21...made major league debut, starting at shortstop, May 21 vs. Milwaukee...went 2-for-5 in that game with a double, a run scored, and two RBI; singled off Dave Bush for first major league hit...played in three games for Twins (all in the Milwaukee series, May 21-23) before being optioned to Rochester May 25; recalled, June 11...played in four games before being optioned again June 19; recalled July 30...hit first career home run (off Fausto Carmona) August 7 at Cleveland...optioned to Rochester August 10; recalled September 1...appeared in 12 games for Twins in September, almost exclusively as a pinch-runner...hit second career major league home run October 1 vs. Toronto...finished season with 17 home runs between Rochester and Minnesota...named to *minorleaguebaseball.com's* 2010 Twins organizational All-Star team.

**2009:** Spent entire season at Triple-A Rochester...was the youngest member of Red Wings Opening Day roster (22)...hit first inning grand slam May 24 at Norwich...had two-run walk-off home run June 2 vs. Gwinnett...went 4-for-4 with a double and a home run August 29 vs. Buffalo...hit .314 (27-for-86) with 12 RBI and 18 runs scored in 27 games in August...batted .538 (7-for-13) with bases loaded...his 10 home runs were most he had in a season since 2005, when he hit 13 for Beloit...played 118 games for Red Wings, including 112 at shortstop...led all International League shortstops in total chances (542), putouts (86), errors (26), and double plays (84).

**2008:** Began season at Double-A New Britain...recorded first four-hit game of season, driving in four and scoring three runs April 12 at Portland...had four straight multi-hit games April 20-23...promoted to Rochester June 13...finished with 20 multi-hit games for Red Wings...played 32 games at third base, 20 games at second base, and 12 games at shortstop for Rochester...hit .307 (39-for-127) off lefties between Double-A and Triple-A...ranked 10th best prospect in Twins organization by *Baseball America* entering the 2009 season.

**2007:** Spent entire season at Double-A New Britain...had four-hit game April 26 vs. Portland...named Twins minor league Player of the Week April 27-May 3, hitting .476 (10-for-21) with two doubles, two home runs, and five RBI...had second four-hit game of season May 28 at Harrisburg... named Eastern League Player of the Week May 28-June 3 while hitting .441 (15-for-34) with five doubles, one home run, eight runs, and six RBI... hit safely in 12 straight games June 18-28...hit .325 (38-for-117) with four home runs, 15 RBI, five doubles, two triples, and 17 runs scored in 28 June games...was second on club in hits (136) and third in league in doubles (37)...participated in the Arizona Fall League, hitting .280 (14-for-50) in 15 games for the Phoenix Desert Dogs...tied for 11th in all of minors with 15 sacrifice hits...ranked 10th best prospect in the Twins organization by *Baseball America* entering the 2008 season.

**2006:** Spent entire season at Single-A Ft. Myers...had nine-game hit-streak from June 11-26, including first home run June 20 vs. Lakeland...led club in doubles (26), and was third in hits (112) and runs scored (60).

**2005:** Spent entire season at Single-A Beloit...hit first home run April 10 vs. Quad Cities...hit safely in nine straight games June 9-17, batting .382 (13-for-34) with two home runs, six RBI, and five runs scored...had first four-hit game July 4 at Wisconsin...had four straight multi-hit games July 14-17, including two three-hit games...hit four home runs in a six-game span July 30-August 4...finished season with 15 multi-RBI games... ranked second on club in home runs (13), third in runs scored (58) and games (127), and fourth in hits (104)...ranked 12th best prospect in the Midwest League by *Baseball America*...ranked ninth best prospect in the Twins organization by *Baseball America* entering the 2006 season.

**2004:** Played 60 games at Rookie Elizabethton, and hit safely in 48 of those contests...had three-hit game June 26 vs. Princeton with one home run and two RBI...had nine-game hit-streak July 31-August 9, including four-hit game August 4 vs. Danville...hit safely in 13 of last 14 games played, including four-hit game on last day of season August 29 at Princeton...was second on club in hits (67)...ranked sixth best prospect in Appalachian League by *Baseball America*.

**PROFESSIONAL:** Signed by scout Bill Mele.

2012

Hits: 3, 3x, last 8/23 at Tex.  
RBI: 4, 2x, last 8/29 vs. Sea.  
Hit-Streak: 17, 6/30-7/19

2012

HR: 2, 2x, last 7/1 vs. K.C.  
Grand Slams: --  
SB: 1, 9/19 at Cle.

PLOUFFE'S GAME HIGHS

Hits: 3, 6x, last 8/23/12 at Tex.  
RBI: 4, 3x, last 8/29/12 vs. Sea.  
Hit-Streak: 17, 6/30-7/19/12

CAREER

HR: 2, 2x, last 7/1/12 vs. K.C.  
Grand Slams: --  
SB: 1, 4x, last 9/19/12 at Cle.

PLOUFFE'S PLAYING RECORD																			
YEAR	CLUB	AVG	G	AB	R	H	2B	3B	HR	RBI	SH	SF	HB	BB	SO	SB	CS	E	OBP
2004	Elizabethton	.283	60	237	29	67	7	2	4	28	2	3	3	19	34	2	1	6	.340
2005	Beloit	.223	127	466	58	104	18	0	13	60	5	7	4	50	78	8	4	35	.300
2006	Ft. Myers	.246	125	455	60	112	26	4	4	45	2	5	4	58	93	8	5	29	.333
2007	New Britain	.274	126	497	75	136	37	2	9	50	15	3	2	38	89	12	7	32	.326
2008	New Britain	.269	58	227	32	61	17	3	3	21	3	0	3	16	43	4	2	7	.325
	Rochester	.256	66	250	34	64	17	3	6	39	5	3	0	14	47	1	1	11	.292
2009	Rochester	.260	118	430	53	112	23	5	10	60	4	7	2	34	68	3	6	26	.313
2010	Rochester	.244	102	402	53	98	22	4	15	49	8	2	6	27	90	5	5	12	.300
	MINNESOTA	.146	22	41	7	6	1	0	2	6	2	1	0	0	14	0	0	1	.143
2011	Rochester	.313	51	192	33	60	11	3	15	33	1	3	3	21	39	3	1	5	.384
	MINNESOTA	.238	81	286	47	68	18	1	8	31	2	3	4	25	71	3	3	12	.305
2012	Rochester	.000	2	8	0	0	0	0	0	0	0	0	0	1	2	0	0	0	.111
	MINNESOTA	.235	119	422	56	99	19	1	24	55	0	2	4	37	92	1	3	19	.301
Minor League Totals		.257	835	3164	427	814	178	26	79	385	45	33	27	278	583	46	32	163	.320
Major League Totals		.231	222	749	110	173	38	2	34	92	4	6	8	62	177	4	6	32	.295

PLOUFFE'S FIELDING RECORD								
POSITION	PCT	G	PO	A	E	TC	DP	PB
Third Base	.935	95	64	180	17	261	14	—
Shortstop	.944	55	86	132	13	231	38	—
Outfield	.979	30	44	3	1	48	1	—
Second Base	.989	23	39	48	1	88	13	—
First Base	1.000	4	14	0	0	14	2	—
Totals	.950	207	247	363	32	642	68	—





# BEN REVERE

**OUTFIELDER**

**11**

**HEIGHT/WEIGHT:** 5-9/172  
**BORN:** 5/3/88 in Atlanta, GA  
**RESIDES:** Lexington, KY

**BATS/THROWS:** L/R  
**AGE:** 24

**ACQUIRED:** 1st round (28th overall), 2007 First-Year Player Draft  
**M.L. SERVICE:** 1 year, 149 days  
**CONTRACT STATUS:** Signed thru 2012

**PERSONAL:** Ben Daniel Revere...2007 graduate of Lexington Catholic (KY) High School...named 2006-2007 Gatorade Kentucky Baseball Player of the Year, 2007 Mr. Baseball for Kentucky, and named to the *USA Today* All-USA Today high school baseball team his senior season...led Lexington Catholic to the state title and named MVP his junior year (2006).

## 2012:

- Made Twins Opening Day roster for first time in career.
- Played in four games before being optioned to Triple-A Rochester April 14 as Twins claimed outfielder Clete Thomas.
- Recalled April 25 as Twins placed Josh Willingham on paternity list...played in two games and was optioned back to Rochester.
- Batted .373 (25-for-67) in 17 games for Red Wings and was recalled May 17.
- Batted .336 (38-for-113) in first 26 games back with Twins May 17-June 17.
- Tied career-high with four hits June 22 at Cincinnati...then again June 25 vs. Chicago-AL.
- Went 4-for-6 with career-high three RBI July 16 vs. Baltimore.
- Stole 20th base of season July 19 vs. Baltimore, becoming first Twin since Denard Span (2009-10) with consecutive 20-steal seasons.
- Had career-high 21-game hitting streak July 16-August 7, batting .378 (34-for-90) with 13 RBI and 17 runs scored in that span; longest for Twin, fourth longest in baseball.
- Stole 30th base of season August 25, becoming fourth player in club history to record consecutive 30-steal seasons, joining Chuck Knoblauch (1994-97), Rod Carew (1973-76), and Cesar Tovar (1968-70).
- Kept batting average above .300 in 79 consecutive games from June 4-September 4.
- Recorded 38th stolen base September 23 at Detroit, tying Rod Carew for seventh on Twins all-time single season stolen bases list...recorded 39th stolen base September 29 vs. Detroit, passing Rod Carew and moving into sole possession of seventh place.
- Recorded 40th stolen base October 1 at Toronto, becoming first Twin with 40 steals since Chuck Knoblauch stole 62 in 1997.
- Ranked third in AL in stolen bases (40) and tied for fifth in baseball.
- Recorded five four-hit games, tied for most in the AL with Austin Jackson and Mike Trout.
- Was one of four players in baseball with 150-plus hits (150) and 40-plus stolen bases (40), joining Michael Bourne (171 H, 42 SB), Jose Reyes (184 H, 40 SB), and Mike Trout (182 H, 49 SB).
- Struck out just 54 times, second fewest in the AL and fourth fewest in baseball (minimum of 500 plate appearances).
- Led Twins outfielders with eight assists.
- Did not make an error in 282 total chances, one of three outfielders baseball with no errors and minimum of 250 chances, the others being Curtis Granderson and Jon Jay.

**2011:** Started season with Triple-A Rochester...played in 23 games for Red Wings, batting .293 (27-for-92)...recalled by Twins when Jason Repko was placed on 15-day disabled list May 4...batted .242 (8-for-33) in 15 games for Twins before being optioned back to Triple-A Rochester May 22...batted .325 (13-for-40) in nine games for Red Wings...recalled by Twins, along with infielder Luke Hughes, as Twins placed Jason Kubel and Jim Thome on 15-day disabled list June 2...ranked first among all rookies in baseball in June in hits (30), runs scored (14), and stolen bases (7)...named co-American League Rookie of the Month in June along with Oakland's Jemile Weeks...finished June with a .294 batting average (30-for-102) with four doubles, one triple, nine RBI, 14 runs, and seven stolen bases in 25 games...posted .333 on-base percentage and recorded 11 multi-hit games in June...reached base safely in 15 straight games via hit or walk August 20-September 5 (Game 1)...posted career-high 13-game hitting streak September 13-25, which was longest hitting streak for a Twins rookie since Luis Rivas had 14-game hitting streak September 4-27, 2001...the 13-game hitting streak marked fifth longest in baseball for a rookie and third longest in American League in 2011...had three stolen bases September 14 at Kansas City...became second Twin during season to steal three bases in one game (Cuddyer, June 15)...stole 31st base of the season, tying Rivas for first on Twins all-time rookie steals list September 19 at New York-AL, then passed Rivas and moved into sole possession of first place two innings later in that same game...set career-high with four hits, going 4-for-5, September 20 vs. Seattle...his 33 hits in September were tied for third most in baseball for rookies, second most in American League (Kansas City's Eric Hosmer, 37), and tied for second most for a rookie in club history with Kirby Puckett (1984) and Chuck Knoblauch (1991), and behind Marty Cordova (1995)...among major league rookies, finished first in stolen bases (34) tied for fifth in triples (5), seventh in hits (120) and runs scored (56), and tied for 11th in walks (26)...his 34 stolen bases were most in baseball for a rookie since Boston's Jacoby Ellsbury stole 50 in 2008...34 steals were tied for seventh among all American Leaguers...his 32 steals since June 1 ranked sixth in baseball and third in American League...his .305 road batting average was third highest among rookies in Twins history with a minimum of 200 plate appearances...ranked second in Twins organization in

hits, collecting 160 between Minnesota and Rochester...had surgery on left knee September 30 to remove loose cartilage...was given the Bill Boni Award as the Twins Outstanding Rookie, an award voted on by the Twin Cities chapter of the BBWAA...was named to the Topps major league Rookie All-Star team...earned a GIBBY award ("Greatness in Baseball Yearly") for Play of the Year for an over-the-shoulder catch, robbing Baltimore's Vladimir Guerrero of an extra-base hit August 22.

**2010:** Started season with Double-A New Britain...named Twins minor league Player of the Week for the week ending May 28, batting .394 (13-for-33) with two doubles, two RBI, and four runs scored in eight games for Rock Cats...named Eastern League Player of the Week May 23, batting .538 (14-for-26) with two doubles, one triple, four runs scored, three RBI, five walks, and five stolen bases while posting a .692 slugging percentage in six games...named Twins minor league Player of the Month for May after hitting .336 (40-for-119) with six doubles, one home run, 15 RBI, 15 runs, and 13 walks in 30 games...selected to Eastern League midseason and postseason All-Star teams...appeared in midseason All-Star game as a reserve, playing center field, going 0-for-2 with one RBI...played in XM All-Star Futures game in Los Angeles-AL July 11, entering the game as a pinch-hitter for the U.S. team, going 0-for-3 while also playing right field...placed on disabled list after being struck in face by a pitch August 4, suffering a broken orbital bone under right eye...finished third in Eastern League in batting average (.305) and stolen bases (36)...had contract selected by Twins September 5...made major league debut September 7 vs. Kansas City, pinch-hitting for Denard Span...faced Jesse Chavez and struck out on four pitches; stayed in game and played center field for 2.0 innings...recorded first major league RBI September 18 vs. Oakland...singled off Bobby Cramer for first major league hit September 19 vs. Oakland...appeared in 13 games for the Twins, making six starts (4 in center field, 1 in left field, and 1 in right field)...played in Arizona Fall League with Peoria, batting .295 (33-for-112) with 20 runs scored and a league-leading 13 stolen bases in 28 games...named to AFL's Rising Stars team, leading off and starting in center field for West team, going 1-for-3...ranked fifth best prospect, best hitter for average, and fastest baserunner in the Twins system by *Baseball America* entering the 2011 season...named to minorleaguebaseball.com's 2010 Twins organizational All-Star team.

**2009:** Spent entire season at Single-A Ft. Myers...named Florida State League Player of the Week, May 11...batted .388 (38-for-98) with 10 RBI and 17 runs scored in 26 games in May...collected 45 multi-hit games, including 12 three-hit games and stole 45 bases...named to 2009 Florida State League postseason All-Star team...played in 2009 Florida State League All-Star Game...did not commit an error all season in 225 total chances in center field and left field...ranked eighth best prospect in Florida State League by *Baseball America*...was recipient of Sherry Robertson Award for second consecutive year, given to the Twins minor league Player of the Year...ranked as best hitter for average, fastest baserunner, and fifth best prospect in Twins organization by *Baseball America* entering the 2010 season.

**2008:** Spent entire season at Single-A Beloit...batted .406 (13-for-32) with six runs scored, two doubles, and five stolen bases to earn Twins minor league Player of the Week, May 9-16...hit first professional home run May 23 vs. Burlington...batted .433 (52-for-120) with 21 runs scored, 18 RBI, and 11 doubles to earn Twins minor league Player of the Month for May...21 of first 31 games were multi-hit efforts (April 28-May 31)...had 22-game hitting streak May 30-July 1...batted .400 (28-for-70) in 18 games in June...had 41 multi-hit games, including 16 three-hit games and one four-hit game (July 21 vs. Wisconsin)...led Twins organization in stolen bases (44)...led club in hits (129), doubles (17), and triples (10)...ranked second in Midwest League in stolen bases...selected to Midwest League All-Star team...named Low Class-A All-Star by *Baseball America*...ranked fourth best prospect in Midwest League by *Baseball America*...selected as Midwest League postseason All-Star, Midwest League Most Valuable Player, and Midwest League Prospect of the Year...recipient of Sherry Robertson Award, given to Twins minor league Player of the Year, voted on by the Twin Cities Baseball Writers Association...ranked second best prospect in the Twins organization by *Baseball America* heading into the 2009 season.

**2007:** Spent entire first professional season with GCL Twins...batted .348 (8-for-23) with four runs scored and six RBI as Twins minor league Player of the Week August 24-30...played 49 of his 50 games in center field...led league in runs (46) and triples (10), and was second in stolen bases (21)...led club in batting average (.325) and slugging percentage...named to Gulf Coast League All-Star team...ranked sixth best prospect in the Twins organization by *Baseball America* entering the 2008 season.

**PROFESSIONAL:** Signed by scout Billy Corrigan.

2012				REVERE'S GAME HIGHS				CAREER			
Hits: 4, 5x, last 8/26 at Tex.				HR: - -				Hits: 4, 6x, last 8/26/12 at Tex.			
RBI: 3, 7/16 vs. Bal.				Grand Slams: - -				RBI: 3, 7/16/12 vs. Bal.			
Hit-Streak: 21, 7/16-8/7				SB: 2, 5x, last 9/9 vs. Cle.				Hit-Streak: 21, 7/16-8/7/12			
								Grand Slams: - -			
								SB: 3, 9/14/11 at K.C.			

REVERE'S PLAYING RECORD																			
YEAR	CLUB	AVG	G	AB	R	H	2B	3B	HR	RBI	SH	SF	HB	BB	SO	SB	CS	E	OBP
2007	GCL Twins	.325	50	191	46	62	6	10	0	29	2	2	8	13	20	21	9	2	.388
2008	Beloit	.379	83	340	51	129	17	10	1	43	2	0	5	27	31	44	13	10	.433
2009	Ft. Myers	.311	121	466	75	145	13	4	2	48	1	3	7	40	34	45	17	0	.372
2010	New Britain	.305	94	361	44	110	10	4	1	23	2	3	8	32	41	36	13	4	.371
	MINNESOTA	.179	13	28	1	5	0	0	0	2	0	0	0	2	5	0	1	1	.233
2011	Rochester	.303	32	132	15	40	3	1	1	9	2	0	1	6	11	8	2	3	.338
	MINNESOTA	.267	117	450	56	120	9	5	0	30	3	0	2	26	41	34	9	7	.310
2012	Rochester	.330	23	94	9	31	1	0	0	6	1	1	1	4	6	6	2	0	.360
	MINNESOTA	.294	124	511	70	150	13	6	0	32	6	4	3	29	54	40	9	0	.333
Minor League Totals		.326	403	1584	240	517	50	29	5	158	10	9	30	122	143	160	56	19	.383
Major League Totals		.278	254	989	127	275	22	11	0	64	9	4	5	57	100	74	19	8	.319

REVERE'S FIELDING RECORD									
POSITION	PCT	G	PO	A	E	TC	DP	PB	
Outfield	.987	238	577	11	8	596	3	—	



# TYLER ROBERTSON

64

LEFT-HANDED PITCHER

HEIGHT/WEIGHT: 6-5/257

BORN: 12/23/87 in Simi Valley, CA

RESIDES: Citrus Heights, CA

ACQUIRED: 3rd round, 2006 First-Year Player Draft

M.L. SERVICE: 101 days

CONTRACT STATUS: Signed thru 2012

BATS/THROWS: L/L

AGE: 24



**PERSONAL:** Tyler Patrick Robertson...2006 graduate of Bella Vista (CA) High School...named All-League and All-Metro his senior year.

## 2012:

- Started season with Triple-A Rochester.
- Struck out a batter in each of first seven appearances April 5-20.
- Went 2-2, 3.77 (28.2 IP, 12 ER) with opponents batting .230 (26-for-113) with 13 walks and 33 strikeouts in 33 relief appearances for Red Wings.
- Did not allow an earned run in 21 of final 23 appearances for Wings, posting ERA of 0.98 (18.1 IP, 2 ER) with seven walks and 19 strikeouts in that span.
- Recalled from Triple-A Rochester June 25 as Twins placed Matt Capps on 15-day disabled list.
- Made major league debut with 1.0 scoreless inning, striking out all three batters he faced June 26 vs. Chicago-AL.
- Earned first major league win, tossing 2.0 scoreless innings of relief August 7 at Cleveland.
- Held opponents to a .186 batting average (13-for-70) in final 31 appearances, with lefties hitting .167 (8-for-48).

**2011:** Spent season with Double-A New Britain, pitching exclusively out of the bullpen, appearing in a team-high 55 games...recorded first save, tossing 1.1 scoreless innings April 10 at Richmond...recorded first win, tossing 1.0 scoreless inning April 15 vs. Portland...struck out at least one batter in 13 consecutive appearances May 5-June 15...recorded 30 strikeouts in 28.2 innings during that span...did not allow a home run in 12 consecutive appearances (26.0 IP) May 8-June 15...pitched a season-high 4.0 innings of relief, allowing one run on three hits while earning the win July 18 vs. Richmond...named Twins minor league Player of the Week July 29, going 1-0, 0.00 (3.0 IP) with seven strikeouts and one save in three games...set season-high with six strikeouts (3.0 IP) August 14 at Bowie...went 5-0, 2.29 (35.1 IP, 9 ER) in 22 games post-All-Star break...posted 3.05 ERA (20.2 IP, 7 ER) in 13 July appearances and a 1.45 ERA (18.2 IP, 3 ER) in 11 August appearances...struck out 23 batters in 18.2 innings in August...his 16 saves were second most in Twins organization...led Rock Cats in wins (10) and was fourth in strikeouts (88)...struck out multiple batters in 25 of 55 appearances...struck out three-plus on 19 occasions and struck out four-plus batters in four outings...named to [minorleaguebaseball.com](http://minorleaguebaseball.com)'s 2011 Twins organizational All-Star team.

**2010:** Started season with Double-A New Britain...lost first seven decisions April 27-June 22...promoted to Triple-A Rochester May 19 and appeared in one game before being transferred back to New Britain, May 21...his 14 losses were most in Twins organization...led New Britain in innings pitched (144.2), games started (27), and strikeouts (91)...pitched in Arizona Fall League with Peoria, going 0-1, 4.50 (14.0 IP, 7 ER) in 12 games.

**2009:** Spent second full season with Single-A Ft. Myers...tossed season-high 8.0 innings July 23 at Tampa...went 2-1, 1.80 (30.0 IP, 6 ER) in five starts in August...13 of final 19 starts were quality starts...held left-handed batters to .197 average (31-for-157)...led Miracle in starts (26) and was second in innings pitched (143.1)...ranked best curveball in the Twins system by *Baseball America* entering 2010.

**2008:** Spent season with Single-A Ft. Myers...went 5-0, 2.05 (48.1 IP, 11 ER) with 43 strikeouts in eight starts May 10-July 2...set season-high with nine strikeouts (7.0 IP) May 15 vs. Tampa...threw complete game June 1 at Tampa, allowing one run on five hits with one walk and five strikeouts and earning the win...placed on 7-day disabled list with left shoulder tendonitis June 5-16...placed on disabled list for remainder of season with left shoulder tendonitis July 10...posted monthly ERA's of 2.84 in April, 3.19 in May, 2.60 in June, and 1.00 in July...held left-handed batters to .165 (17-for-103) batting average with just two extra-base hits.

**2007:** Began season in extended spring training...transferred to Single-A Beloit May 30...went 4-0, 1.12 ERA, giving up five earned runs and 43 strikeouts as Twins minor league Pitcher of the Month for July...recorded double-digit strikeouts in two outings -- 10 on July 20 vs. Wisconsin, and 11 on August 23 vs. Kane County...led Snappers in strikeouts (123)...ranked fourth best prospect and best slider in the Twins system by *Baseball America* entering the 2008 season.

**2006:** Spent first professional season with GCL Twins...led team and finished fourth in GCL in strikeouts (54).

**PROFESSIONAL:** Signed by scout Kevin Bootay.

## 2012

IP: 2.0, 8/7 at Cle.

SO: 3, 2x, last 7/14 vs. Oak.

Win-Streak: 1, 2x, last 9/18

Walks: 2, 3x, last 9/13 vs. K.C.

CG: - -

Low-Hit: - -

## ROBERTSON'S GAME HIGHS

IP: 2.0, 8/7/12 at Cle.

SO: 3, 2x, last 7/14/12 vs. Oak.

Win-Streak: 1, 2x, last 9/18/12

## CAREER

Walks: 2, 3x, last 9/13/12 vs. K.C.

CG: - -

Low-Hit: - -

ROBERTSON'S PITCHING RECORD																		
YEAR	CLUB	W-L	ERA	G	GS	CG	SH	SV	IP	H	R	ER	HR	HB	BB	SO	WP	BK BAA
2006	GCL Twins	4- 2	4.25	11	10	0	0	0	48.2	54	23	23	2	4	15	54	6	1 .280
2007	Beloit	9- 5	2.29	18	16	2	0	1	102.1	87	33	26	3	2	33	123	11	1 .226
2008	Ft. Myers	5- 3	2.72	15	15	1	0	0	82.2	78	36	25	3	2	31	73	6	0 .247
2009	Ft. Myers	8- 8	3.33	26	26	0	0	0	143.1	139	64	53	7	7	51	103	7	0 .259
2010	New Britain	4-13	5.41	27	27	0	0	0	144.2	181	100	87	17	7	57	91	12	1 .308
	Rochester	0- 1	5.40	1	1	0	0	0	5.0	6	3	3	0	1	2	6	0	0 .273
2011	New Britain	10- 3	3.61	55	0	0	0	16	89.2	87	42	36	6	3	29	88	13	1 .252
2012	Rochester	2- 2	3.77	33	0	0	0	2	28.2	26	18	12	2	0	13	33	1	0 .230
	MINNESOTA	2- 2	5.40	40	0	0	0	0	25.0	21	16	15	4	1	14	26	1	0 .223
Minor League Totals		42-37	3.70	186	95	3	0	19	645.0	658	319	265	40	26	231	571	56	4 .264
Major League Totals		2- 2	5.40	40	0	0	0	0	25.0	21	16	15	4	1	14	26	1	0 .223

ROBERTSON'S FIELDING RECORD								
POSITION	PCT	G	PO	A	E	TC	DP	PB
Pitching	.857	40	1	5	1	7	0	—

ROBERTSON'S DAY-BY-DAY											
Date	Opp.	Score	Dec.	IP	H	R	ER	HR	BB	SO	Left Game or IR/IRS
6/26	CWS	2-3	ND	1.0	0	0	0	0	0	3	0/0
6/27	CWS	5-12	ND	0.2	4	2	2	0	0	1	0/0
6/29	KC	3-4	ND	0.2	1	1	1	0	0	2	0/0
6/30	KC	5-1	ND	1.0	0	0	0	0	0	1	0/0
JUNE TOTALS				0-0	3.1	5	3	3	0	7	8.10 ERA
7/1	KC	10-8	ND	0.2	1	0	0	0	0	0	1/0
7/3	@Det	8-6	ND	1.0	0	0	0	0	0	0	0/0
7/5	@Det	3-7	ND	0.0	1	1	1	1	0	0	2/2
7/7	@Tex	3-4	ND	0.0	0	0	0	0	1	0	2/0
PRE-ASG TOTALS				0-0	5.0	7	4	4	1	7	7.20 ERA
7/14	Oak	3-9	ND	1.0	1	0	0	0	0	3	0/0
7/15	Oak	4-9	ND	1.0	0	0	0	0	0	0	0/0
7/17	Bal	6-4	ND	0.2	0	0	0	0	1	1	0/0
7/19	Bal	3-4	ND	0.1	0	0	0	0	0	0	2/0
7/20	@KC	2-1	ND	0.1	0	0	0	0	0	1	1/0
7/22	@KC	7-5	ND	0.2	1	1	1	0	0	0	2/0
7/24	@CWS	4-11	ND	0.1	1	2	2	1	1	0	0/0
7/28	Cle	12-5	ND	1.0	1	2	2	1	1	2	0/0
JULY TOTALS				0-0	7.0	6	6	3	4	7	7.71 ERA
8/3	@Bos	6-5	ND	0.1	0	0	0	0	0	1	3/0
8/7	@Cle	7-5	W	2.0	2	0	0	0	1	1	0/0
8/11	TB	2-4	ND	0.1	0	0	0	0	0	1	2/0
8/12	TB	3-7	ND	0.0	0	1	1	0	0	0	2/0
8/13	Det	9-3	ND	0.2	1	0	0	0	0	1	2/1
8/17	@Sea	3-5	ND	0.2	0	0	0	0	0	1	1/0
8/18	@Sea	2-3	L	0.0	2	1	1	0	1	0	0/0
8/21	@Oak	1-4	ND	0.1	0	0	0	0	0	0	0/0
8/22	@Oak	1-5	ND	0.2	1	1	1	1	2	1	0/0
8/23	@Tex	6-10	ND	0.1	1	0	0	0	0	0	3/2
8/25	@Tex	3-9	ND	1.0	0	0	0	0	0	1	0/0
8/29	Sea	10-0	ND	1.0	0	0	0	0	0	0	0/0
AUGUST TOTALS				1-1	7.1	7	3	3	1	4	3.68 ERA
9/1	@KC	8-7	ND	0.1	0	0	0	0	0	0	2/0
9/2	@KC	4-6	ND	1.0	1	0	0	0	0	0	1/1
9/7	Cle	6-7	L	1.0	0	2	1	0	2	0	0/0
9/10	Cle	7-2	ND	1.0	0	0	0	0	0	0	0/0
9/12	KC	5-10	ND	0.0	0	1	1	0	0	0	2/1
9/13	KC	4-3	ND	1.0	0	0	0	0	2	2	0/0
9/15	CWS	3-5	ND	0.1	0	1	1	0	1	0	2/0
9/18	@Cle	6-5	W	1.1	0	0	0	0	0	1	3/0
9/19	@Cle	6-4	ND	0.1	1	0	0	0	0	1	2/1
9/24	NYN	3-6	ND	1.0	0	0	0	0	1	1	0/0
SEPTEMBER TOTALS				1-1	7.1	2	4	3	0	5	3.68 ERA
10/1	@Tor	5-6	ND	0.0	1	0	0	0	0	0	1/1
10/2	@Tor	3-4	ND	0.0	0	0	0	0	0	0	1/0
OCTOBER TOTALS				0-0	0.0	1	0	0	0	0	0.00 ERA
POST-ASG TOTALS				2-2	20.0	14	12	11	3	13	4.95 ERA
SEASON TOTALS				2-2	25.0	21	16	15	4	14	5.40 ERA

# DENARD SPAN

OUTFIELDER



HEIGHT/WEIGHT: 6-0/212

BORN: 2/27/84 in Washington, DC

RESIDES: Tampa, FL

BATS/THROWS: L/L

AGE: 28

ACQUIRED: 1st round (20th overall), 2002 First-Year Player Draft

M.L. SERVICE: 4 years, 111 days

CONTRACT STATUS: Signed thru 2015

**PERSONAL:** Keiunta Denard Span...2002 graduate of Tampa Catholic (FL) High School...played on 2001 state championship team...was a member of 2001 Junior Pan Am Games Silver-Medal U.S. Team, and was named to All-Tournament team.

## 2012:

- Twins Opening Day center fielder and leadoff hitter for third consecutive season.
- Had third career ejection and first of season for arguing balls and strikes with home plate umpire Greg Gibson April 17 at New York-AL.
- Had career-high 12-game hitting streak April 18-May 1, batting .327 (17-for-52) in that span.
- Batted .330 (30-for-91) in 22 games in April...his 30 hits were tied for fifth most in American League.
- Played in 500th career game May 23 at Chicago-AL.
- Hit first home run of season May 26 vs. Detroit off Max Scherzer, just the second of his career at Target Field.
- Reached base in 44 of first 50 games played through June 4.
- Hit fifth career leadoff home run June 12 vs. Philadelphia off Kyle Kendrick.
- Had game-winning walk-off single in bottom of 15th inning June 17 vs. Milwaukee...tied career-high with eight at-bats and recorded four hits in the game.
- Drove in season-high five RBI July 16 vs. Baltimore.
- Tied single-season career-high with 24th double July 23 at Chicago-AL, and set new single-season career-high with 28th double July 25, also at Chicago-AL.
- Hit safely in 11 straight games July 22-August 2, batting .444 (20-for-45) with six multi-hit games in that span.
- Missed nine games August 13-22, after injuring his right shoulder diving for a ball in center field August 12 vs. Tampa Bay; played in four games before being placed on 15-day disabled list with a sprained SC joint August 30-September 12.
- Ranked second among leadoff hitters in the AL in doubles (38), fifth in walks (46), sixth in hits (144), and seventh in runs (69).
- Led the Twins in doubles (38) and ranked eighth in the AL.
- Rated third best bunter in American League by *Baseball America's* annual best tools survey, behind Los Angeles-AL Erick Aybar and Elvis Andrus of Texas.

**2011:** Made Twins Opening Day roster for third straight season...began season as club's leadoff hitter and center fielder April 1 at Toronto...hit safely in 18 of first 24 games April 1-29, including first home run of season April 3 at Toronto...had first four-hit game of season April 13 vs. Kansas City...hit safely in season-high nine straight games April 19-29...reached base safely in 16 of 17 games May 3-21...drew a walk in seven consecutive games May 7-14...hit fourth career leadoff home run May 23 vs. Seattle off Jason Vargas...batted in third spot in the order for first time in career and went 0-for-4 June 6 at Cleveland, his first time in the starting lineup not in the leadoff spot since 2008...placed on 7-day disabled list June 9, after suffering a concussion while colliding into catcher Brayan Pena June 3 at Kansas City...transferred to 15-day disabled list June 23...at the time of collision (through games of June 3), was batting .300 (68-for-227) with 19 multi-hit games in 55 games...played 10 games with Triple-A Rochester on rehab assignment before being reinstated from disabled list August 2...played in nine games with Twins upon his return...returned to 15-day disabled list with migraine symptoms August 18; reinstated September 21 and played in five games, batting .278 (5-for-18) with two doubles, two triples, and four runs scored to finish season.

**2010:** Started season as Twins center fielder and leadoff hitter...was first Twins batter to make a plate appearance at Target Field and first batter to draw a walk...four batters later, he scored the first run in Target Field history on a Michael Cuddyer single...set a career-high with four walks April 14 vs. Boston...had season-high nine-game hit-streak, going .324 (12-for-37) April 15-24...committed just one error in first 70 games (200 total chances) April 5-June 23...batted .353 (42-for-119) with six doubles, two triples, one home run, 10 RBI, 21 runs scored, nine walks, and seven stolen bases in May (28 games)...hit third career leadoff home run June 25 at New York-NL...tied club and modern day record with three triples June 29 vs. Detroit...his day included four hits, a walk, and a season-high five RBI...became first player in majors to have three triples in a game since 2002 (Rafael Furcal, Atlanta)...was successful in 18 consecutive stolen base attempts April 9-July 24...stole 20th base, giving him back-to-back 20-steal seasons August 31 vs. Detroit, the first Twin with consecutive 20-steal seasons since Torii Hunter in 2004 (21) and 2005 (23)...recorded 10th triple of season, tying career-high (2009), September 20 vs. Cleveland...recorded four RBI September 14 at Chicago-AL, marking seventh career game with four-or-more RBI...had 49 multi-hit games (40 two-hit games, 6 three-hit games, and 3 four-hit games)...his 86.7% stolen base percentage tied Matt Lawton (1999) for fourth highest in a single season in Twins history (minimum of 15 stolen bases)...led club in at-bats (629), tied for second in games (153) and walks (60), and third in hits (166) and runs (85).

**2009:** Made Twins Opening Day roster for first time in career, making the start in left field and leading off on Opening Day April 6 vs. Seattle... hit first home run of season April 8 vs. Seattle...finished April batting .321 (26-for-81) with .391 on-base percentage...had first four-hit game of season May 4 at Detroit...tied career-high with three walks May 15 at New York-AL...had second four-hit game May 27 vs. Boston...recorded first career five-hit game July 3 vs. Detroit...hit first career leadoff home run July 12 vs. Chicago-AL...collected nine hits in 11 at-bats August 7-8 at Detroit (four-hit game on the 7th and five-hit game on the 8th)...hit safely in 14 of 15 games, batting .450 (27-for-60) with 10 multi-hit games, August 18-September 2...hit second career leadoff home run September 11 vs. Oakland...played in 145 games for Twins, 84 in center field, 74 in left field, and 39 in right field, committing just five errors...his 10 triples were the most by a Twins player since Cristian Guzman had 14 in 2003...his 68 RBI ranked third among AL leadoff hitters...finished tied for first in American League in triples (10), ninth in batting average (.311), tied for 10th in multi-hit games (54), and 14th in hits (180) and runs scored (97)...his 12 sacrifice hits were tied for fourth in AL...finished third in majors with 40 infield hits...his .392 on-base percentage was second highest in club history for a leadoff hitter (minimum 550 at-bats)...was given the Mike Augustin Award for best relations with the media by the Twin Cities Chapter of the BBWAA.

**2008:** Began season at Triple-A Rochester and played in two games before being recalled April 5 when Michael Cuddyer dislocated a finger...made major league debut, starting in right field April 6 vs. Kansas City...singled off Javier Vazquez for first major league hit April 7 at Chicago-AL...optioned to Triple-A Rochester April 24...disabled with fractured finger on left hand May 21-June 12...recalled from Triple-A Rochester June 30...had first career four-hit game July 10 at Detroit...moved from ninth in lineup to leadoff spot July 22...hit first major league home run off Mark Buehrle July 28 at Chicago-AL...went 3-for-5 with a home run and first career four-RBI game August 22 at Los Angeles-AL...recorded first career two-homer game and second career four-RBI game September 13 at Baltimore (Game 1)...his .296 batting average tied him with Kirby Puckett for sixth on Twins all-time list for rookies, while his .386 on-base percentage ranked second behind Corey Koskie's .387 (minimum 300 at-bats)...additionally, he was tied for 12th in runs scored (70) and 13th in walks (50) on that same list...his .346 batting average with runners in scoring position placed him 10th in American League...played in most games by a Twins rookie (92) since Dustin Mohr (113 in 2002)...named to Topps major league Rookie All-Star team...winner of the Bill Boni Award, given to the Twins Outstanding Rookie.

**2007:** Spent entire season at Triple-A Rochester and appeared in 139 games (all as Red Wings center fielder)...had season-high four hits and matched season-high with four RBI August 27 vs. Pawtucket...hit .324 (33-for-102) with 16 runs and 13 RBI in August...hit safely in 23 of final 32 games...led all of minor league baseball with 21 sacrifice hits.

**2006:** Spent entire season at Double-A New Britain...hit .338 (27-for-80) in 20 games in April...played in Double-A All-Star Game July 12 at Altoona...had season-high 10-game hit-streak August 19-27, batting .421 (16-for-38) with four RBI and three stolen bases...collected 44 multi-hit games...finished in top 10 in Twins organization in games played (134), at-bats (536), runs scored (80), hits (153), and stolen bases (24)...led entire Twins minor leagues in plate appearances, hits, and runs scored (80).

**2005:** Began season at Single-A Ft. Myers...had season-high five hits April 28 at Dunedin...disabled with strained left hamstring April 30-May 7...had season-high 13-game hit-streak, going 20-for-49 (.408) May 12-26...played in Florida State League All-Star Game June 18 at Clearwater...promoted to New Britain June 23...was second among Twins minor leaguers in batting and stolen bases (23)...rated seventh best prospect in Florida State League and 14th best prospect in Eastern League by *Baseball America*...played for Grand Canyon in Arizona Fall League...named sixth best prospect in the Twins organization by *Baseball America* entering the 2006 season.

**2004:** Began season at Single-A Quad Cities...had season-high four hits and three RBI May 8 vs. Ft. Wayne...disabled with broken right hamate bone May 19-July 29...selected to Midwest League All-Star team but did not play...transferred to GCL Twins July 29...promoted to Quad Cities August 4, and was third on club in stolen bases (15).

**2003:** Spent entire season at Rookie-Elizabethton...had season-high nine-game hit-streak, going 12-for-31 (.387) July 30-August 8...tied for second on club in stolen bases (14)...rated ninth best prospect in Appalachian League by *Baseball America*...ranked seventh best prospect in Twins organization by *Baseball America* entering the 2004 season.

**PROFESSIONAL:** Signed by scout Brad Weitzel.

2012		SPAN'S GAME HIGHS		CAREER	
Hits: 4, 4x, last 7/31	HR: 1, 4x, last 10/2 at Tor.	Hits: 5, 2x, 8/8/09 at Det.	HR: 2, 9/13/08 at Bal.		
RBI: 5, 7/16 vs. Bal.	Grand Slams: - -	RBI: 6, 9/26/09 at K.C.	Grand Slams: - -		
Hit-Streak: 12, 4/18-5/1	SB: 2, 8/23 at Tex.	Hit-Streak: 12, 4/18-5/1/12	SB: 2, 5x, last 8/23 at Tex.		

### SPAN'S PLAYING RECORD

YEAR	CLUB	AVG	G	AB	R	H	2B	3B	HR	RBI	SH	SF	HB	BB	SO	SB	CS	E	OBP
2003	Elizabethhton	.271	50	207	34	56	5	1	1	18	0	0	4	23	34	14	5	2	.355
2004	Quad Cities	.267	64	240	29	64	4	3	0	14	4	1	3	34	49	15	8	1	.363
	GCL Twins	.375	5	16	1	6	2	0	0	1	0	0	0	0	3	3	0	1	.474
2005	Ft. Myers	.339	49	186	38	63	3	3	1	19	2	1	1	22	25	13	4	2	.410
	New Britain	.285	68	267	47	76	6	5	0	26	5	2	8	22	41	10	8	4	.355
2006	New Britain	.285	134	536	80	153	16	6	2	45	15	1	5	40	78	24	11	4	.340
2007	Rochester	.267	139	487	59	130	20	7	3	55	21	0	0	40	90	25	14	6	.323
2008	Rochester	.340	40	156	32	53	11	1	3	14	2	0	0	26	36	15	8	1	.434
	MINNESOTA	.294	93	347	70	102	16	7	6	47	8	2	4	50	60	18	7	4	.387
2009	MINNESOTA	.311	145	578	97	180	16	10	8	68	12	6	10	70	89	23	10	5	.392
	Rochester	.333	2	6	1	2	1	0	0	0	0	0	1	1	1	1	1	0	.500
2010	MINNESOTA	.264	153	629	85	166	24	10	3	58	10	2	4	60	74	26	4	4	.331
2011	Rochester	.205	10	39	4	8	1	0	0	2	1	0	0	0	5	3	0	0	.205
	MINNESOTA	.264	70	284	37	75	11	5	2	16	0	0	0	27	36	6	1	1	.328
2012	MINNESOTA	.283	128	516	71	146	38	4	4	41	4	1	0	47	62	17	6	4	.342
Minor League Totals		.286	561	2140	325	611	69	26	10	194	50	5	22	211	362	120	60	21	.355
Major League Totals		.284	589	2354	360	669	105	36	23	230	34	11	18	254	321	90	28	18	.357

### SPAN'S FIELDING RECORD

POSITION	PCT	G	PO	A	E	TC	DP	PB
Outfield	.989	582	1528	24	18	1570	10	—

### SPAN'S DIVISION SERIES RECORD

YEAR	OPPONENT	AVG	G	AB	R	H	2B	3B	HR	RBI	SH	SF	HB	BB	SO	SB	CS	E	OBP
2009	New York (AL)	.400	3	15	1	6	1	0	0	1	0	0	0	0	2	1	0	0	.400
2010	New York (AL)	.308	3	13	0	4	0	0	0	0	0	0	0	0	0	0	0	0	.308
Division Series Totals		.357	6	28	1	10	1	0	0	1	0	0	0	0	2	1	0	0	.357

### TWINS' CAREER LEADOFF HOMERS

Player	Years	Homers	Player	Years	Homers
Jacque Jones	1999-05	20	Roy Smalley	1976-87	3
Chuck Knoblauch	1991-97	14	Rod Carew	1967-78	2
Dan Gladden	1987-91	12	Rusty Kuntz	1983	2
Shannon Stewart	2003-06	7	Luis Rivas	2000-05	2
Zoilo Versalles	1961-67	6	Tim Teufel	1983-85	2
Kirby Puckett	1984-95	5	Todd Walker	1996-99	2
<b>Denard Span</b>	<b>2008-12</b>	<b>5</b>	Carlos Gomez	2008-09	2
Cesar Tovar	1965-72	4	24 players tied		1
Lenny Green	1961-64	3	<b>Totals</b>		<b>118</b>
Denny Hocking	1993-03	3			



# ANTHONY SWARZAK

# 51

RIGHT-HANDED PITCHER

HEIGHT/WEIGHT: 6-4/209

BORN: 9/10/85 in Ft. Lauderdale, FL

RESIDES: Ft. Lauderdale, FL

ACQUIRED: 2nd round, 2004 First-Year Player Draft

M.L. SERVICE: 2 years, 38 days

CONTRACT STATUS: Signed thru 2012

BATS/THROWS: R/R

AGE: 27



**PERSONAL:** Anthony Ray Swarzak (pronounced SWAR-zack)...2004 graduate of Nova (FL) High School.

## 2012:

- Made Twins Opening Day roster for first time in career...started Twins third game of season April 8 at Baltimore, allowing just one run on four hits in 5.0 innings and was dealt the loss.
- Started three games April 8-19 as Twins lost original starters Scott Baker (elbow) and Jason Marquis (personal).
- Moved to bullpen upon Marquis' return...posted 3.06 ERA (17.2 IP, 6 ER) in nine appearances April 22-May 20.
- Earned first win of season, tossing 1.0 scoreless inning June 17 vs. Milwaukee.
- Placed on 15-day disabled list with mild right rotator cuff strain July 26; reinstated, August 15.
- Went 3-1, 4.05 (73.1 IP, 33 ER) in 39 relief appearances and went 0-5, 8.10 (23.1 IP, 21 ER) in five starts.

**2011:** Started season with Triple-A Rochester...was Red Wings Opening Day starter April 7 at Pawtucket, but did not factor into the decision, tossing 4.2 scoreless innings with three hits allowed and seven strikeouts...tossed a 7.0-inning complete game with one run allowed on four hits, earning his first victory of season April 19 at Buffalo...recalled by Twins April 28, and started second game of doubleheader that same day against Tampa Bay, allowing five runs on eight hits in 5.1 innings with one walk and one strikeout in suffering the loss; optioned back to Rochester following the game...went 1-1, 2.25 (12.0 IP, 3 ER) in two starts during his second stint with Wings...recalled by Twins May 16...made second start of season for Twins, tossing 8.0-shutout innings with one hit allowed May 28 vs. Los Angeles-AL...carried a no-hitter into seventh inning that was broken up by a Peter Bourjos' double, but did not factor into the decision...earned first win of season June 2 at Kansas City, allowing two runs on seven hits in 6.0 innings with two walks and one strikeout...joined Twins starting rotation in late August and went 1-3, 5.85 (32.1 IP, 21 ER) in six starts to finish the season...went 3-5, 4.52 (63.2 IP, 32 ER) in 11 starts, and 1-2, 3.99 (38.1 IP, 17 ER) in 16 relief appearances.

**2010:** Spent entire season at Triple-A Rochester and was Red Wings Opening Day starter, allowing five runs on four hits in 3.0 innings April 8 at Pawtucket...placed on disabled list April 14-May 23 with broken bone in right foot after being struck by batted ball...had season-high nine strikeouts in 7.0 innings July 20 vs. Buffalo...finished second in starts (22), and third in innings pitched (111.2)...pitched in Venezuelan Winter League with Tigres de Aragua, going 2-3, 4.83 (31.2 IP, 17 ER) in eight games (6 starts).

**2009:** Began season at Triple-A Rochester...won three straight starts, posting 1.80 ERA (20.0 IP, 4 ER) May 1-11...contract selected by Twins May 20...made major league debut and first career start, tossing 7.0 shutout innings May 23 vs. Milwaukee...became first Twins pitcher in history to start a game and pitch 7.0 scoreless innings in major league debut, with the last to do it in franchise history being Mike Fornieles on September 2, 1952 for Washington Senators...had 11.0-inning scoreless streak to start career, tied for second in Twins history with Doug Corbett (April 10-25, 1980)...pitched another 7.0 shutout innings and had season-high six strikeouts, earning second win June 13 at Chicago-NL...according to the Elias Sports Bureau, he was first rookie in 2009 to throw at least 7.0 shutout innings in two different starts...optioned to Rochester June 13...went 1-0, 2.53 (21.1 IP, 6 ER) in three starts with Red Wings before being recalled by Twins July 4...selected to play in Triple-A All-Star game, but missed it due to promotion...optioned back to Rochester August 21, and made three more starts for Red Wings.

**2008:** Began season at Double-A New Britain...earned Twins Pitcher of the Month for April after going 2-0, 2.08 (26.0 IP, 6 ER) with 29 strikeouts...tied season-high with 10 strikeouts May 29 vs. Connecticut...promoted to Triple-A Rochester July 28...made seven starts for Red Wings...did not allow more than two earned runs in any of his starts and pitched 5.0-plus innings in each outing...tossed season-high 8.0 innings, allowing one run on seven hits, striking out six, and walking two August 25 at Syracuse...pitched 7.0-plus innings four times at Rochester with his last coming on August 31 vs. Buffalo, allowing three runs (1 earned) on seven hits and no walks...ranked sixth best prospect in the Twins organization by *Baseball America* entering 2009.

**2007:** Began season at Double-A New Britain...made two starts before being issued a 50-game suspension for violation of minor league drug policy April 20; reinstated June 11 and transferred to Ft. Myers June 12...promoted to New Britain June 27...went 3-1, 1.91 (37.2 IP, 8 ER) with 34 strikeouts in six starts from June 28-July 25, including a 7.0 shutout-innings performance with 11 strikeouts July 25 at Connecticut...pitched season-high 8.1 innings August 21 at New Hampshire...held left-handed batters to .195 (22-for-113) batting average with one home run...pitched in Arizona Fall League with Phoenix Desert Dogs, going 1-1, 2.05 (22.0 IP, 5 ER) in seven starts...named fifth best prospect in the Twins organization by *Baseball America* heading into the 2008 season.

**2006:** Spent entire season at Single-A Ft. Myers...went 3-1, 0.32 (28.0 IP, 1 ER) in four starts from July 3-24...recorded first professional complete game shutout July 24 vs. Palm Beach...had five-game win-streak July 14-August 23, going 5-0, 1.55 (46.1 IP, 8 ER) in six starts, including an 11-strikeout performance August 11 vs. Sarasota, earning him Florida State League Pitcher of the Week August 7-13...finished first in FSL in strikeouts (131) and third in ERA (3.27)...ranked fifth best prospect in the Twins organization by *Baseball America* entering the 2007 season.

**2005:** Began season at Single-A Beloit...made first start on April 7 vs. Quad Cities and earned the win, tossing 6.0 shutout-innings, allowing no hits, walking one, and striking out eight...named Twins Pitcher of the Month for May after winning five consecutive decisions May 3-30, while posting ERA of 0.24 (37.0 IP, 1 ER) during those six starts...went five consecutive starts without allowing an earned run May 3-25...had season-

high 13 strikeouts May 25 vs. Cedar Rapids...went eight starts from April 23-May 30 without allowing a home run (45.0 IP)...earned Midwest League Pitcher of the Week honors May 23-30...was Twins minor league Player of the Week May 27-June 2...played in Midwest League All-Star game...promoted to Ft. Myers July 12...allowed two runs on five hits in 7.0 innings while striking out seven in first start with Miracle July 16 at Brevard County...had three-game win-streak August 18-29, going 3-0, 1.93 (18.2 IP, 4 ER) during that stretch...made last start on September 3 vs. Sarasota, striking out 11 in 7.0 innings, allowing two runs on four hits...finished second in Twins minor leagues in strikeouts (156) and third in wins (12)...ranked eighth best prospect in the Midwest League by *Baseball America*...rated fifth best prospect in the Twins organization by *Baseball America* entering the 2006 season.

**2004:** Began professional career with GCL Twins...earned first professional win on July 8 at GCL Red Sox, allowing one run on five hits in 5.0 innings...had second straight win July 14 at GCL Red Sox, tossing a season-high 7.0 shutout-innings...was 4-1, 1.59 (28.1 IP, 5 ER) in six July starts...went 4-3, 2.85 (41.0 IP, 13 ER) in nine starts and 1-0, 1.29 (7.0 IP, 1 ER) in two relief appearances...led club in wins (5) and games started (9), and third in strikeouts (42)...ranked 15th best prospect in the Gulf Coast League by *Baseball America*...named seventh best prospect in the Twins organization by *Baseball America* entering the 2005 season.

**PROFESSIONAL:** Signed by scout Brad Weitzel.

2012				SWARZAK'S GAME HIGHS				CAREER			
IP: 7.0, 4/13 vs. Tex.	Walks: 3, 2x, last 10/2 at Tor.	IP: 8.0, 2x, last 9/5/11 vs. CWS.	Walks: 4, 5/28/09 vs. Bos.								
SO: 4, 7/19 vs. Bal.	CG: - -	SO: 6, 3x, last 9/27/11 vs. K.C.	CG: - -								
Win-Streak: 3, 6/17-9/1	Low-Hit: - -	Win-Streak: 3, 6/17-9/1/12	Low-Hit: - -								

SWARZAK'S PITCHING RECORD																			
YEAR	CLUB	W-L	ERA	G	GS	CG	SH	SV	IP	H	R	ER	HR	HB	BB	SO	WP	BK	BAA
2004	GCL Twins	5- 3	2.63	11	9	0	0	1	48.0	46	20	14	1	1	6	42	2	1	.251
2005	Beloit	9- 5	4.04	18	18	0	0	0	91.1	81	48	41	7	7	32	101	3	1	.238
	Ft. Myers	3- 4	3.66	10	10	0	0	0	59.0	72	25	24	3	1	11	55	1	1	.300
2006	Ft. Myers	11- 7	3.27	27	27	2	1	0	145.2	131	56	53	8	1	60	131	4	3	.242
2007	Ft. Myers	0- 0	2.30	3	3	0	0	0	15.2	14	6	4	0	1	5	18	0	0	.241
	New Britain	5- 4	3.23	15	14	1	0	0	86.1	78	34	31	6	5	23	76	2	0	.241
2008	New Britain	3- 8	5.67	20	20	0	0	0	101.2	126	71	64	12	3	37	76	1	0	.304
	Rochester	5- 0	1.80	7	7	0	0	0	45.0	41	14	9	4	4	14	26	1	0	.243
2009	Rochester	4- 5	3.28	13	13	0	0	0	79.2	79	31	29	4	3	21	45	2	0	.261
	MINNESOTA	3- 7	6.25	12	12	0	0	0	59.0	76	43	41	12	2	20	34	0	0	.311
2010	Rochester	5-12	6.21	22	22	0	0	0	111.2	143	87	77	14	5	38	69	2	0	.312
2011	Rochester	2- 1	3.90	6	6	1	0	0	32.1	35	14	14	3	0	7	25	0	0	.267
	MINNESOTA	4- 7	4.32	27	11	0	0	0	102.0	111	53	49	9	6	26	55	3	1	.275
2012	MINNESOTA	3- 6	5.03	44	5	0	0	0	96.2	106	57	54	15	0	31	62	3	0	.284
Minor League Totals		52-49	3.97	152	149	4	1	1	816.1	846	406	360	62	31	254	664	18	6	.268
Major League Totals		10-20	5.03	83	28	0	0	0	257.2	293	153	144	36	8	77	151	6	1	.287

SWARZAK'S FIELDING RECORD								
POSITION	PCT	G	PO	A	E	TC	DP	PB
Pitcher	1.000	83	11	21	0	32	2	—

SWARZAK'S BATTING RECORD													
BATTING	AVG	AB	R	H	2B	3B	HR	RBI	SH	SF	HB	BB	SO
Career	.000	4	0	0	0	0	0	0	0	0	0	0	3

# SWARZAK'S DAY-BY-DAY

Date	Opp.	Score	Dec.	IP	H	R	ER	HR	BB	SO	Left Game or IR/IRS
4/8	@Bal	1-3	L	5.0	4	1	1	1	2	1	Trailing 1-0
4/13	Tex	1-4	L	7.0	9	4	4	1	0	3	Trailing 4-1
4/19	@NYY	6-7	L	2.2	8	6	6	3	1	3	Trailing 6-4
4/22	@TB	2-6	ND	2.0	1	0	0	0	0	3	0/0
4/25	Bos	6-7	ND	3.0	1	0	0	0	0	1	1/0
<b>APRIL TOTALS</b>			<b>0-3</b>	<b>19.2</b>	<b>23</b>	<b>11</b>	<b>11</b>	<b>5</b>	<b>3</b>	<b>11</b>	<b>5.03 ERA</b>
5/1	@LAA	0-4	ND	1.2	0	0	0	0	0	0	1/0
5/5	@Sea	0-7	ND	0.1	1	3	3	0	2	0	0/0
5/7	LAA	3-8	ND	1.2	2	1	1	0	1	2	0/0
5/10	Tor	2-6	ND	3.0	2	0	0	0	0	3	0/0
5/15	Cle	0-5	ND	2.0	0	0	0	0	1	0	0/0
5/18	@Mil	11-3	ND	1.2	0	0	0	0	0	1	1/0
5/20	@Mil	4-16	ND	2.1	2	2	2	0	1	2	2/0
5/25	Det	6-10	L	3.2	9	6	6	0	1	3	Trailing 6-2
<b>MAY TOTALS</b>			<b>0-1</b>	<b>16.1</b>	<b>16</b>	<b>12</b>	<b>12</b>	<b>0</b>	<b>6</b>	<b>11</b>	<b>6.61 ERA</b>
6/1	@Cle	1-7	ND	3.1	3	0	0	0	0	2	1/0
6/5	@KC	0-1	ND	0.2	2	0	0	0	0	0	0/0
6/8	ChC	8-7	ND	2.0	1	0	0	0	0	0	0/0
6/10	ChC	2-8	ND	1.0	3	2	2	0	0	2	0/0
6/13	Phi	8-9	ND	4.0	4	2	2	1	2	0	0/0
6/16	Mil	2-6	ND	2.0	2	1	1	1	1	3	0/0
6/17	Mil	5-4	W	1.0	2	0	0	0	0	1	0/0
6/23	@Cin	0-6	ND	4.0	3	1	1	0	2	2	1/1
6/26	CWS	2-3	ND	1.0	0	0	0	0	0	0	0/0
6/29	KC	3-4	ND	2.0	1	0	0	0	1	1	2/0
<b>JUNE TOTALS</b>			<b>1-0</b>	<b>21.0</b>	<b>21</b>	<b>6</b>	<b>6</b>	<b>2</b>	<b>6</b>	<b>11</b>	<b>2.57 ERA</b>
7/2	@Det	6-4	W	2.2	1	0	0	0	1	2	2/1
7/5	@Det	3-7	ND	0.2	1	1	1	1	0	0	0/0
7/8	@Tex	3-4	ND	2.1	3	0	0	0	3	1	0/0
<b>PRE-ASG TOTALS</b>			<b>2-4</b>	<b>62.2</b>	<b>65</b>	<b>30</b>	<b>30</b>	<b>8</b>	<b>19</b>	<b>36</b>	<b>4.31 ERA</b>
7/14	Oak	3-9	ND	1.0	3	1	1	1	0	2	0/0
7/16	Bal	19-7	ND	2.0	2	0	0	0	0	3	0/0
7/19	Bal	3-4	ND	1.1	1	0	0	0	0	4	2/2
7/22	@KC	7-5	ND	1.0	1	1	1	1	0	1	1/1
7/24	@CWS	4-11	ND	1.0	2	2	2	1	0	0	1/1
<b>JULY TOTALS</b>			<b>1-0</b>	<b>12.0</b>	<b>14</b>	<b>5</b>	<b>5</b>	<b>4</b>	<b>4</b>	<b>13</b>	<b>3.75 ERA</b>
8/17	@Sea	3-5	ND	1.0	0	0	0	0	1	0	0/0
8/21	@Oak	1-4	ND	0.2	4	2	2	0	1	0	2/0
8/23	@Tex	6-10	ND	2.2	3	2	2	1	1	1	0/0
8/29	Sea	10-0	ND	1.0	0	0	0	0	0	1	0/0
<b>AUGUST TOTALS</b>			<b>0-0</b>	<b>5.1</b>	<b>7</b>	<b>4</b>	<b>4</b>	<b>1</b>	<b>3</b>	<b>2</b>	<b>6.75 ERA</b>
9/1	@KC	8-7	W	2.2	1	2	2	0	1	2	2/0
9/4	@CWS	18-9	ND	2.1	4	4	4	0	0	3	0/0
9/9	Cle	8-7	ND	2.0	3	2	2	0	0	1	0/0
9/12	KC	5-10	ND	2.2	2	0	0	0	0	1	2/1
9/16	CWS	2-9	ND	0.1	1	3	0	0	2	0	0/0
9/20	@Cle	3-4	L	0.1	2	1	1	0	2	0	0/0
9/22	@Det	0-8	ND	3.2	4	1	1	1	0	2	1/0
9/26	NYY	2-8	ND	3.1	3	2	2	1	1	3	1/0
<b>SEPTEMBER TOTALS</b>			<b>1-1</b>	<b>17.1</b>	<b>20</b>	<b>15</b>	<b>12</b>	<b>2</b>	<b>6</b>	<b>12</b>	<b>6.23 ERA</b>
10/2	@Tor	3-4	L	5.0	5	4	4	1	3	2	Trailing 4-2
<b>OCTOBER TOTALS</b>			<b>0-1</b>	<b>5.0</b>	<b>5</b>	<b>4</b>	<b>4</b>	<b>1</b>	<b>3</b>	<b>2</b>	<b>7.20 ERA</b>
<b>POST-ASG TOTALS</b>			<b>1-2</b>	<b>34.0</b>	<b>41</b>	<b>27</b>	<b>24</b>	<b>7</b>	<b>12</b>	<b>26</b>	<b>6.35 ERA</b>
<b>SEASON TOTALS</b>			<b>3-6</b>	<b>96.2</b>	<b>106</b>	<b>57</b>	<b>54</b>	<b>15</b>	<b>31</b>	<b>62</b>	<b>5.03 ERA</b>



# CLETE THOMAS

OUTFIELDER

39

HEIGHT/WEIGHT: 5-11/195

BORN: 11/14/83 in Jacksonville, FL

RESIDES: Tampa, FL

ACQUIRED: Claimed off Waivers from Detroit, 4/14/12

M.L. SERVICE: 1 year, 60 days

CONTRACT STATUS: Signed thru 2012

BATS/THROWS: L/R

AGE: 28

**PERSONAL:** Michael Clete Thomas...wife, Susie...son, Brooks (1/30/10)...resides in Tampa, FL in offseason...2002 graduate of Mosley High School in Lynn Haven, FL...attended Auburn University from 2002-2005.

## 2012:

- Began season with Detroit and appeared in three games for Tigers before being designated for assignment.
- Claimed off waivers April 14 and homered in second at-bats for Twins.
- Played in 12 games, striking out 16 times in 28 at-bats before being designated for assignment May 5.
- Hit .232 (91-for-393) with 22 doubles, five triples, 12 home runs, 47 RBI, and 47 runs scored in 109 games for Red Wings.

**2011:** Spent the season with Triple-A Toledo...recorded six rbi April 18 at Columbus...sidelined with left finger fracture August 20-September 1...batted .323 (32-for-99) with runners in scoring position.

**2010:** Spent season with Triple-A Toledo...sidelined with left hamstring strain April 15-25...placed on disabled list with left knee inflammation May 13-end-of-season...underwent microfracture surgery on left knee June 4, a procedure performed by Dr. Richard Steadman.

**2009:** Started season with Triple-A Toledo (Detroit)...recalled by Detroit May 5...had first career two-homer game May 30 at Baltimore...hit first career grand slam June 7 vs. Los Angeles-AL...entered that game as a pinch-runner and according to the Elias Sports Bureau, he became just fifth player since 1970 to hit go-ahead grand slam in game entered as a pinch-runner...optioned to Toledo June 11 at Chicago-AL...batted .373 (25-for-67) for Mud Hens in 17 games in June...recalled by Tigers July 8...recorded five RBI July 12 vs. Cleveland...hit first career walk-off home run, a solo shot off Danys Baez August 3 vs. Baltimore.

**2008:** Made Tigers Opening Day roster for first time in career...made major league debut as defensive replacement in left field in ninth inning March 31 vs. Kansas City...had first major league hit, doubling off Joakim Soria in 11th inning of that same game...optioned to Triple-A Toledo April 23...batted .323 (20-for-62) in 16 games for Mud Hens and was recalled May 30...sidelined with sprained right ankle June 4-20...hit first major league home run, a two-run shot off Nick Blackburn July 13 vs. Minnesota...optioned back to Toledo July 15...placed on disabled list with right elbow sprain August 29...underwent ulnar collateral ligament reconstruction surgery on right elbow September 11, a procedure performed by Dr. James Andrews...named 21st best prospect, best defensive outfielder and best outfield arm in Tigers organization by Baseball America entering 2009.

**2007:** Spent season with Double-A Erie (Detroit)...batted .330 (34-for-103) with nine doubles, a home run, seven RBI, and 21 runs scored in 27 June games...led Eastern League in runs scored, finished second in at-bats, tied for second in games played, tied for fourth in hits, and tied for fifth in triples...led all league outfielders with 11 errors...named 12th best prospect in Tigers organization and best outfield arm in their system by Baseball America entering 2008.

**2006:** Spent season with Single-A Lakeland...hit safely in first 12 games April 6-19...finished third in FSL in at-bats, tied for fourth in strikeouts, and tied for fifth in stolen bases...named 29th best prospect in Tigers organization by *Baseball America* entering 2007.

**2005:** Started first professional season with Single-A Oneonta (Detroit)...earned New York-Penn League Player of the Week honors June 27-July 3, batting .458 (11-for-24) with two doubles, a triple, a home run, nine RBI, and seven runs scored in six games...transferred to Single-A West Michigan July 12...had season-high 12-game hitting streak August 7-19...named 14th best prospect in Tigers organization by *Baseball America* entering 2006.

**AMATEUR CAREER:** Attended Auburn University...batted .297 (76-for-256) with 10 doubles, four triples, two home runs, 27 RBI, 41 runs scored, and 11 stolen bases as a freshman in 2003...batted .329 (71-for-216) with 16 doubles, six triples, four home runs, 45 RBI, 53 runs scored, and 24 stolen bases in 56 games as a sophomore in 2004...named 20th best prospect in Cape Cod League during summer of 2004 by *Baseball America* after batting .241 (28-for-116) with five doubles, three triples, three home runs, 15 RBI, 17 runs scored, and eight stolen bases for Harwich...batted .328 (78-for-238) with 18 doubles, six triples, nine home runs, 41 RBI, 66 runs scored, and 23 stolen bases in 60 games as a junior in 2005.

**PROFESSIONAL:** Detroit 6th round pick in June 2005 First-Year Player Draft...signed by scout Jerome Cochran...originally selected by Minnesota in 5th round of June 2002 First-Year Player Draft.

## 2012

## THOMAS' GAME HIGHS

## CAREER

Hits: 1, 4x, last 4/22 at T.B.

HR: 1, 4/15 vs. Tex.

Hits: 3, 8x, last 8/30/09 vs. T.B.

HR: 2, 5/30/09 at Bal.

RBI: 2, 4/15 vs. Tex.

Hit-Streak: 3, 4/15-17

RBI: 5, 7/12/09 vs. Cle.

Hit-Streak: 7, 6/3-30/08

Grand Slams: - -

SB: - -

Grand Slams: 1, 6/7/09 vs. LAA

SB: 1, 5x, 9/12/09 vs. Tor.

## THOMAS' PLAYING RECORD

YEAR	CLUB	AVG	G	AB	R	H	2B	3B	HR	RBI	SH	SF	HB	BB	SO	SB	CS	E	OBP
2005	Oneonta	.386	18	70	19	27	5	1	1	14	0	0	2	12	11	9	0	0	.488
	West Michigan	.284	51	194	39	55	8	5	0	11	2	2	2	21	37	11	3	1	.356
2006	Lakeland	.257	132	529	67	136	30	5	6	40	1	3	6	56	127	34	13	3	.333
2007	Erie	.280	137	528	97	148	30	6	8	53	3	2	7	59	110	18	11	11	.359
2008	DETROIT	.284	40	116	7	33	9	1	1	9	2	0	1	14	26	2	0	4	.366
	Toledo	.247	76	291	44	72	18	2	9	45	3	1	1	37	88	29	11	5	.333
2009	Toledo	.291	45	175	27	51	17	1	1	17	0	1	3	26	49	18	3	3	.390
	DETROIT	.240	102	275	46	66	13	3	7	39	1	0	1	33	77	3	0	4	.324
2010	Toledo	.183	21	71	14	13	2	1	4	13	1	0	2	12	32	9	0	2	.318
2011	Toledo	.251	113	367	37	92	15	2	12	53	2	2	3	32	130	20	3	2	.314
2012	DETROIT	.000	3	0	1	0	0	0	0	0	0	0	0	0	0	0	0	0	.000
	MINNESOTA	.143	12	28	2	4	1	0	1	4	0	0	1	0	16	0	0	0	.172
	Rochester	.232	109	393	47	91	22	5	12	47	3	2	1	27	109	15	4	4	.281
Minor League Totals		.262	702	2618	391	685	147	28	53	293	15	13	27	282	693	163	48	31	.338
Major League Totals		.246	157	419	56	103	23	4	9	52	3	0	3	47	119	5	0	8	.326

## THOMAS' FIELDING RECORD

POSITION	PCT	G	PO	A	E	TC	DP	PB
Outfielder	.973	154	280	10	8	298	4	—



# ESMERLING VASQUEZ 59

RIGHT-HANDED PITCHER

HEIGHT/WEIGHT: 6-1/200  
BORN: 11/7/83 in Tenares, DR  
RESIDES: Tenares, DR

BATS/THROWS: R/R  
AGE: 28

ACQUIRED: Claimed off waivers from Arizona, 9/27/11  
M.L. SERVICE: 2 years, 99 days  
CONTRACT STATUS: Signed thru 2012

**PERSONAL:** Esmerling Vasquez (pronounced VASS-kez)...wife Gisell...son Esmerling, Jr. (9/16/11)...attended Regino Camilo High School in Tenares, DR.

## 2012:

- Designated for assignment and outrighted to Triple-A Rochester February 2...was an invite to Twins spring training.
- Started season with Triple-A Rochester and pitched out of bullpen.
- Posted ERA of 2.45 (33.0 IP, 9 ER) in 14 games (1 start) in May and June combined.
- Won in six consecutive appearances (4 starts) July 25-August 20.
- Moved to starting rotation June 8, and went 4-2, 2.93 (43.0 IP, 14 ER) in eight starts, including a 7.0-shutout inning performance with four hits allowed and 10 strikeouts August 15 vs. Indianapolis.
- Had contract selected from Triple-A Rochester September 1.
- Made first major league start and was dealt the loss, allowing five runs on seven hits in 5.2 innings September 2 at Kansas City.
- Pitched career high 6.0 innings and tied career high five strikeouts September 25 vs. New York-AL.

**2011:** Started season with Triple-A Reno (Arizona) after being optioned out of Arizona's spring training March 31...appeared in one game for Aces before being recalled by Arizona April 13...11 of first 14 appearances for D-Backs were scoreless, posting 1.84 ERA (14.2 IP, 3 ER) with opponents batting .185 (10-for-54) April 13-May 15...earned only win of season, tossing 1.0 scoreless inning June 24 at Detroit...did not allow a home run in final 26 appearances (24.1 IP) April 23-June 25...optioned to Reno June 27, where he spent rest of season...held lefties to .178 (8-for-45) batting average pitching for Reno...designated for assignment September 23...claimed off waivers by Twins September 27.

**2010:** Made Arizona's Opening Day roster for first time in career...optioned to Triple-A Reno April 17, then recalled again April 19...recorded first career at-bat, grounding out to shortstop April 28 at Colorado...posted 10 straight scoreless appearances (9.1 IP) June 26-July 21...19 of 25 appearances were scoreless June 26-August 26, posting 2.35 ERA (23.0 IP, 6 ER) with opponents batting .203 and recording 25 strikeouts in that span...allowed eight of 26 inherited runners to score...ranked third on D-Backs staff in appearances (57).

**2009:** Started season with Triple-A Reno (Arizona), posting 0.93 ERA (9.2 IP, 1 ER) in first six games...recalled by Diamondbacks April 26, and made major league debut that day with 1.0 scoreless inning of relief vs. San Francisco...did not allow a run in 29 of 33 appearances, posting 1.99 ERA (31.2 IP, 7 ER) June 5-September 14...did not allow a run in 10 appearances (11.0 IP) July 17-August 17...went 2-0 with 0.95 ERA in 18 appearances in July and August...his 53 appearances were ninth most in National League for a rookie right-hander...pitched for Estrellas de Oriente in Dominican Winter League after the season, posting 2.84 ERA (6.1 IP, 2 ER) with a .136 (3-for-22) opponent batting average in seven relief appearances.

**2008:** Spent entire season with Triple-A Tucson (Arizona), but missed the start of the season after suffering a shoulder injury during the Arizona Fall League in 2007...earned first win of the season May 31 at Fresno.

**2007:** Spent season at Double-A Mobile (Arizona)...had season-high 11 strikeouts June 25 vs. West Tennessee...named Diamondbacks Pitcher of the Month for June, going 2-0 with 2.61 ERA and 31 strikeouts...won eight straight decisions, posting 2.97 ERA (103.0 IP, 34 ER) in 19 starts May 18-August 21...ranked second in ERA (2.99), and third in strikeouts (151) and innings pitched (165.1) among Southern League pitchers...led D-Backs organization in starts (29), innings pitched, and strikeouts, and was named organization's minor league Pitcher of the Year...pitched for Scottsdale Scorpions in Arizona Fall League, allowing two earned runs in 7.2 innings in eight games...was rated as having the best changeup in the D-Backs organization following the season.

**2006:** Started season in bullpen for Single-A Lancaster (Arizona) before moving into starting rotation May 23, remaining there for rest of season...went 1-1, 7.71 (25.2 IP, 22 ER) in 16 relief appearances, and 3-8, 5.38 (92.0 IP, 55 ER) in 18 starts.

**2005:** Spent entire season with Single-A South Bend (Arizona), leading staff with 53 appearances and finishing third with 9.93 strikeouts-per-9.0-innings pitched ratio...held right-handed batters to .208 batting average (35-for-168).

**2004:** Began season at Rookie-Missoula (Arizona)...named organization's Pitcher of the Week July 26-August 1...ranked seventh in Pioneer League with five saves...promoted to Low-A Yakima...tied for first among Arizona short-season minor leaguers with six overall saves on the season...held opponents to .208 batting-average-against, fifth best in Pioneer League.

**2003:** Began professional career with the AZL Diamondbacks...led pitching staff with 2.08 ERA and was second in starts (12) and innings pitched (69.1).

**PROFESSIONAL:** Signed by Arizona as a non-drafted free agent March 2, 2003...signed by scout Junior Noboa (Diamondbacks).

IP: 6.0, 9/25 vs. NYY.  
SO: 5, 9/25 vs. NYY.  
Win-Streak: --

2012  
Walks: 5, 9/9 vs. Cle.  
CG: --  
Low-Hit: --

### VASQUEZ'S GAME HIGHS

IP: 6.0, 9/25/12 vs. NYY.  
SO: 5, 2x, last 9/25/12 vs. NYY.  
Win-Streak: 2, 7/31-8/31/09

### CAREER

Walks: 5, 9/9/12 vs. Cle.  
CG: --  
Low-Hit: --

### VASQUEZ'S PITCHING RECORD

YEAR	CLUB	W-L	ERA	G	GS	CG	SH	SV	IP	H	R	ER	HR	HB	BB	SO	WP	BK	BAA
2003	AZL Diamondbacks	6- 2	2.08	12	12	0	0	0	69.1	53	21	16	0	8	19	80	13	0	.204
2004	Missoula	3- 2	3.52	19	0	0	0	5	30.2	22	15	12	1	6	21	33	11	0	.193
	Yakima	0- 0	6.35	5	0	0	0	1	5.2	10	6	4	1	0	0	7	1	0	.370
2005	South Bend	6- 4	3.64	53	0	0	0	3	71.2	63	33	29	2	5	47	79	13	1	.238
2006	Lancaster	4- 9	5.89	34	18	0	0	0	117.2	129	89	77	9	12	51	115	6	1	.271
2007	Mobile	10- 6	2.99	29	29	0	0	0	165.1	125	61	55	11	13	60	151	6	0	.217
2008	Tucson	3- 6	6.72	24	15	0	0	0	83.0	79	68	62	11	12	73	57	2	0	.262
2009	Reno	0- 0	0.93	6	0	0	0	1	9.2	7	2	1	0	0	3	9	0	0	.200
	ARIZONA	3- 3	4.42	53	0	0	0	0	53.0	52	27	26	4	3	29	45	4	0	.255
2010	ARIZONA	1- 6	5.20	57	0	0	0	0	53.2	46	32	31	6	6	38	55	3	1	.250
	Reno	0- 0	0.00	1	0	0	0	0	1.0	1	0	0	0	0	0	1	0	0	.236
2011	Reno	2- 2	6.18	23	0	0	0	0	27.2	46	19	19	3	3	21	26	6	0	.241
	ARIZONA	1- 1	4.15	31	0	0	0	0	30.1	27	16	14	2	4	13	20	0	0	.239
2012	Rochester	9- 6	2.78	31	8	1	0	0	100.1	74	33	31	8	7	39	98	5	1	.210
	MINNESOTA	0- 2	5.68	6	6	0	0	0	31.2	32	20	20	2	1	19	14	1	0	.274
Minor League Totals		43-37	4.04	237	82	0	0	10	682.0	589	347	306	46	66	334	656	63	3	.234
Major League Totals		5-12	4.86	147	6	0	0	0	168.2	157	95	91	14	14	99	134	8	1	.250

### VASQUEZ'S BATTING RECORD

BATTING	AVG	AB	R	H	2B	3B	HR	RBI	SH	SF	HB	BB	SO	SB	CS	OBP
Career	.000	2	0	0	0	0	0	0	0	0	0	0	1	0	0	.000

### VASQUEZ'S FIELDING RECORD

POSITION	PCT	G	PO	A	E	TC	DP	PB
Pitcher	.903	147	7	21	3	31	0	—

### VASQUEZ'S DAY-BY-DAY

Date	Opp.	Score	Dec.	IP	H	R	ER	HR	BB	SO	Left Game or IR/IRS
9/2	@KC	4-6	L	5.2	7	5	5	0	3	2	Tied 4-4
9/9	Cle	8-7	ND	3.0	3	4	4	1	5	2	Trailing 4-3
9/14	CWS	0-6	L	5.2	3	3	3	0	4	4	Trailing 2-0
9/20	@Cle	3-4	ND	5.2	6	3	3	0	3	0	Leading 3-2
9/25	NYY	5-4	ND	6.0	7	2	2	1	1	5	Trailing 2-1
SEPTEMBER TOTALS				0-2	26.0	26	17	2	16	13	5.88 ERA
10/1	@Tor	5-6	ND	5.2	6	3	3	0	3	1	Leading 4-3
OCTOBER TOTALS				0-0	5.2	6	3	0	3	1	4.76 ERA
POST-ASG TOTALS				0-2	31.2	32	20	2	19	14	5.68 ERA
SEASON TOTALS				0-2	31.2	32	20	2	19	14	5.68 ERA





# KYLE WALDROP

**RIGHT-HANDED PITCHER**

**57**

**HEIGHT/WEIGHT:** 6-5/220  
**BORN:** 10/27/85 in Knoxville, TN  
**RESIDES:** Knoxville, TN

**BATS/THROWS:** R/R  
**AGE:** 26

**ACQUIRED:** 1st round (25th overall), 2004 First-Year Player Draft  
**M.L. SERVICE:** 138 days  
**CONTRACT STATUS:** Signed thru 2012

**PERSONAL:** Steven Kyle Waldrop (pronounced WALL-drop)...2004 graduate of Farragut (TN) High School...went 14-0, 0.20 (91.0 IP, 2 ER) with seven walks and 118 strikeouts in 14 starts for Farragut High School.

## 2012:

- Started season on Twins 15-day disabled list with a right elbow strain.
- Began rehab assignment with Single-A Ft. Myers, pitching four games May 12-29; reinstated and transferred to Triple-A Rochester June 1.
- Pitched nine games for Red Wings, going 0-0, 1.26 (14.1 IP, 2 ER) with two saves, five walks, and five strikeouts...recalled by Twins June 29.
- Pitched in four games for Twins before being optioned back to Triple-A Rochester July 12.
- Recalled from Triple-A Rochester August 24.
- Posted 10 scoreless appearances in last 12 games August 28-October 2, posting a 1.88 ERA (14.1 IP, 3 ER) in that span.

**2011:** Was a spring training invite...reassigned to minor league camp March 30...started season with Triple-A Rochester...made 56 appearances for Red Wings, going 5-5, 3.87 (79.0 IP, 34 ER) with three saves...led club in appearances (56) and ranked second in the International League...had contract selected by Twins September 5...made major league debut September 5 vs. Chicago-AL, allowing two runs on three hits in 1.2 innings (second game of a doubleheader); recorded first career strikeout, fanning Brent Lillibridge...earned first major league win, tossing 1.0 scoreless inning with one hit allowed September 25 at Cleveland...held opponents to .233 batting average (10-for-43) with Twins.

**2010:** Was a spring training invite, going 0-0 with 0.87 ERA in 10 games...spent season with Triple-A Rochester, making 59 relief appearances...recorded first win, pitching 2.1 hitless innings of relief with a season-high four strikeouts May 27 at Durham...did not allow earned run in 16 consecutive appearances (21.0 IP) May 26-July 6...had 0.98 ERA through games of July 6...went 3-2, 2.04 (57.1 IP, 13 ER) with two saves in 39 games pre-All-Star break, and 2-1, 3.56 (30.1 IP, 12 ER) in 20 games post-All-Star break...pitched for Peoria Saguaros in Arizona Fall League, going 1-0, 16.05 (12.1 IP, 22 ER), allowing 24 hits in 10 relief appearances.

**2009:** Began season at Single-A Ft. Myers...earned first win April 27 at Palm Beach...picked up a 3.0-inning save May 30 at Brevard County...did not allow an earned run in final eight appearances (14.0 IP)...did not allow a home run in 20 appearances for Miracle...promoted to Double-A New Britain June 22...gave up first home run August 5...did not allow an earned run in 22 of 31 appearances, and did not allow more than one earned run in any of those appearances...left-handers batted .212 (24-for-113) at New Britain.

**2008:** Missed entire season with a right shoulder strain.

**2007:** Began season at Single-A Ft. Myers...went 2-0, 0.73 (12.1 IP, 1 ER) and 12 strikeouts as Florida State League Pitcher of the Week April 16-22...struck out nine batters May 12 at Brevard County (7.0 IP)...went 4-2, 2.86 (44.0 IP, 14 ER) with 41 strikeouts in eight starts during first stint with Miracle...promoted to Double-A New Britain May 17...had two consecutive scoreless outings -- June 21 vs. New Hampshire and June 27 at New Hampshire (6.0 and 5.0 innings respectively)...was transferred to Ft. Myers July 20...went 3-3, 3.88 (48.2 IP, 21 ER) in eight starts during second stint with Miracle.

**2006:** Began season at Single-A Beloit...tossed a complete game shutout May 15 vs. Kane County...went 3-0, 1.54 (41.0 IP, 7 ER) in six starts May 27-June 26...promoted to Ft. Myers July 13...went 3-0 in first three decisions, spanning five starts with Miracle...tossed a 7.0-inning complete game, allowing one run on six hits August 14 at Jupiter...was ninth in the organization in ERA.

**2005:** Spent entire season at Single-A Beloit...tossed a complete game shutout April 13 at Kane County...had a three-game win-streak June 14-July 5...tossed second complete game but suffered the loss (2 runs on 4 hits) August 13 at Lancaster...ranked 10th best prospect and best changeup in the Twins system by *Baseball America* entering the 2006 season.

**2004:** Began professional career with the GCL Twins...did not allow more than one earned run in any of his seven starts...transferred to Rookie-Elizabethton August 6...ranked fourth best prospect in GCL and third best in Appalachian League by *Baseball America*...ranked sixth best prospect in the Twins organization by *Baseball America* entering the 2005 season.

**PROFESSIONAL:** Signed by scout Tim O'Neil.

## 2012

**IP:** 3.0, 8/24 at Tex.  
**SO:** 2, 2x, last 9/26 vs. NYY.  
**Win-Streak:** - -

**Walks:** 2, 2x, last 9/7 vs. Cle.  
**CG:** - -  
**Low-Hit:** - -

## WALDROP'S GAME HIGHS

**IP:** 3.0, 2x, last 8/24/12 at Tex.  
**SO:** 2, 4x, last 9/26/12 vs. NYY.  
**Win-Streak:** 1, 9/25/11

## CAREER

**Walks:** 2, 3x, last 9/7/12 vs. Cle.  
**CG:** - -  
**Low-Hit:** - -

WALDROP'S PITCHING RECORD																		
YEAR	CLUB	W-L	ERA	G	GS	CG	SH	SV	IP	H	R	ER	HR	HB	BB	SO	WP	BK BAA
2004	GCL Twins	3- 2	1.42	7	7	0	0	0	38.0	32	9	6	1	1	4	30	1	1 .229
	Elizabethhton	2- 0	3.24	4	4	0	0	0	25.0	21	10	9	1	1	3	25	0	0 .221
2005	Beloit	6-11	4.98	27	27	2	1	0	151.2	182	93	84	17	8	23	108	9	0 .291
	Beloit	6- 3	3.85	18	18	1	1	0	110.0	110	54	47	8	14	17	62	8	0 .259
2006	Ft. Myers	3- 2	3.57	8	7	1	0	0	45.1	48	27	18	4	0	17	25	2	0 .265
	New Britain	3- 6	5.34	11	11	0	0	0	59.0	74	42	35	7	10	19	33	3	0 .306
2007	Ft. Myers	7- 5	3.40	16	16	0	0	0	92.2	90	42	35	3	9	24	57	5	1 .260
	INJURED - DID NOT PLAY																	
2009	Ft. Myers	3- 2	3.09	20	0	0	0	3	35.0	43	15	12	0	2	7	20	1	0 .312
	New Britain	2- 3	1.46	31	0	0	0	0	55.2	51	14	9	2	7	18	30	4	0 .246
2010	Rochester	5- 3	2.57	59	0	0	0	2	87.2	89	38	25	5	7	20	60	4	1 .262
	Rochester	5- 5	3.87	56	0	0	0	3	79.0	84	39	34	7	4	18	44	4	0 .276
2011	MINNESOTA	1- 0	5.73	7	0	0	0	0	11.0	10	7	7	1	0	6	5	1	0 .233
	Ft. Myers	0- 0	0.00	4	0	0	0	0	4.0	2	0	0	0	0	1	5	0	0 .143
2012	Rochester	0- 0	3.34	24	0	0	0	4	35.0	35	14	13	1	2	13	16	1	0 .263
	MINNESOTA	0- 1	2.53	17	0	0	0	0	21.1	27	6	6	2	3	6	7	1	0 .318
Minor League Totals		45-52	3.60	285	90	4	2	12	818.0	861	397	327	56	65	184	515	42	3 .270
Major League Totals		1- 1	3.62	24	0	0	0	0	32.1	37	13	13	3	3	12	12	2	0 .289

WALDROP'S FIELDING RECORD								
POSITION	PCT	G	PO	A	E	TC	DP	PB
Pitcher	1.000	24	3	9	0	12	2	—

WALDROP'S DAY-BY-DAY												
Date	Opp.	Score	Dec.	IP	H	R	ER	HR	BB	SO	Left Game or IR/IRS	
6/29	KC	3-4	ND	1.1	1	0	0	0	1	0	1/1	
JUNE TOTALS				0-0	1.1	1	0	0	1	0	0.00 ERA	
7/3	@Det	8-6	ND	1.0	1	0	0	0	0	1	0/0	
7/4	@Det	1-5	ND	1.2	3	1	1	1	2	0	0/0	
7/7	@Tex	3-4	L	0.0	2	1	1	0	0	0	0/0	
JULY TOTALS				0-1	2.2	6	2	2	1	2	6.75 ERA	
PRE-ASG TOTALS				0-1	4.0	7	2	2	1	3	4.50 ERA	
8/24	@Tex	0-8	ND	3.0	4	1	1	0	0	2	0/0	
8/28	Sea	2-5	ND	1.0	1	0	0	0	0	0	0/0	
8/30	Sea	4-5	ND	1.0	0	0	0	0	0	0	0/0	
AUGUST TOTALS				0-0	5.0	5	1	1	0	2	1.80 ERA	
9/1	@KC	8-7	ND	1.0	1	0	0	0	0	0	0/0	
9/3	@CWS	2-4	ND	1.0	2	1	1	0	0	0	0/0	
9/7	Cle	6-7	ND	1.2	1	0	0	0	2	1	3/0	
9/10	Cle	7-2	ND	1.0	0	0	0	0	0	0	0/0	
9/12	KC	5-10	ND	0.2	2	0	0	0	0	0	2/2	
9/14	CWS	0-6	ND	1.1	4	2	2	1	0	0	2/1	
9/16	CWS	2-9	ND	1.1	1	0	0	0	0	0	2/1	
9/20	@Cle	3-4	ND	0.1	1	0	0	0	0	1	1/1	
9/26	NYU	2-8	ND	2.0	2	0	0	0	0	2	0/0	
SEPTEMBER TOTALS				0-0	10.1	14	3	3	1	2	2.61 ERA	
10/2	@Tor	3-4	ND	2.0	1	0	0	0	1	0	0/0	
OCTOBER TOTALS				0-0	2.0	1	0	0	1	0	0.00 ERA	
POST-ASG TOTALS				0-0	17.1	20	4	4	1	3	2.08 ERA	
SEASON TOTALS				0-1	21.1	27	6	6	2	6	2.53 ERA	



# P.J. WALTERS

**RIGHT-HANDED PITCHER**

**39**

**HEIGHT/WEIGHT:** 6-4/215  
**BORN:** 3/12/85 in Dothan, AL  
**RESIDES:** Pensacola, FL

**BATS/THROWS:** R/R  
**AGE:** 27

**ACQUIRED:** Signed as free agent, 12/12/11  
**M.L. SERVICE:** 1 year, 70 days  
**CONTRACT STATUS:** Signed thru 2012



**PERSONAL:** Philip DeWayne Walters...wife Brittney (Miller)...daughter Annabelle (2/10/10), son Phillip III (10/24/11)...2003 graduate of Faith Academy in Alabama...posted overall high school record of 36-1, including a record of 13-0 with 0.66 ERA, 123 strikeouts, and just four walks in 85.0 innings pitched during senior season...holds school record for career wins, single-season wins, single-season strikeouts, single-season ERA, and fewest walks...attended University of South Alabama from 2004-06.

## 2012:

- Was an invite to Twins spring training...reassigned to minor league camp March 19...reported to Triple-A Rochester.
- Was Red Wings Opening Day starter April 5 at Syracuse, but did not factor into the decision, tossing 4.0 shutout innings with two hits allowed, two walks, and four strikeouts.
- Went 3-1, 2.70 (33.1 IP, 10 ER) with one complete game in six starts for Wings before having contract purchased by Twins May 10.
- Made Twins debut in a start May 12 vs. Toronto, and was dealt the loss, allowing two runs on six hits in 6.0 innings with no walks and five strikeouts.
- Earned first win as a Twin, allowing three runs on four hits in 6.1 innings with three walks and two strikeouts May 17 at Detroit.
- Tossed first career complete game and first for a Twins pitcher in 2012, allowing two runs on five hits with two walks and a career-high eight strikeouts May 22 at Chicago-AL.
- Placed on 15-day disabled list with right shoulder inflammation June 14...transferred to the 60-day disabled list July 28.
- Returned from rehab assignment at Triple-A Rochester and reinstated September 1.

**2011:** Was an invite to Cardinals spring training...started season with Triple-A Memphis...won six consecutive decisions May 15-June 21, including a season-high 10-strikeout performance (7.0 IP) June 11 at New Orleans...went 4-1, 2.10 (34.1 IP, 8 ER) in five June starts, including a 6.0-inning complete game June 27 at Omaha...posted ERA of 1.99 (40.2 IP, 9 ER) in final six starts, and was recalled by St. Louis July 7...appeared in four games for Cardinals in July before being traded to Toronto along with pitchers Brian Tallet and Trevor Miller, and outfielder Colby Rasmus, for pitchers Edwin Jackson, Octavio Dotel, and Marc Rzepczynski, and outfielder Cory Patterson July 27...appeared in one game for Blue Jays, tossing 1.0 scoreless inning of relief July 28 vs. Baltimore...optioned to Triple-A Las Vegas July 28 and made seven starts for the 51's, going 1-3, 8.38 (29.0 IP, 27 ER) with 26 strikeouts.

**2010:** Started season with Triple-A Memphis (St. Louis), but was recalled to St. Louis three times during season...named Pacific Coast League Pitcher of the Week May 10-16...went 1-0 with a 0.48 ERA in 19.0 innings pitched in May for Memphis...threw 5.0 scoreless innings, allowing four hits, earning first win of season May 27 at San Diego...missed qualifying for PCL ERA qualifiers by 7.0 innings, but would have ranked fourth with a 3.81 ERA...ranked 15th in the PCL in strikeouts with 106, despite throwing 23 fewer innings than anyone in top 10...finished season with St. Louis, earning second and final win, tossing 7.0 scoreless innings with three hits allowed in a start September 29 vs. Pittsburgh...rated best changeup by *Baseball America* following the season.

**2009:** Started season with Triple-A Memphis (St. Louis)...recalled by St. Louis for emergency start April 17...allowed three runs on six hits with seven strikeouts in 4.0 innings at Chicago-NL...had three separate stints with the Cardinals during the year...struck out minor league career-high 14 batters (6.0 IP) July 25 at New Orleans...struck out 13 batters in his next start, a 7.0-inning complete game July 31 vs. Round Rock...rated best changeup and best control in the Cardinals organization by *Baseball America* following the season.

**2008:** Started season with Double-A Springfield (St. Louis), making six starts before being promoted to Triple-A Memphis May 4...ranked seventh in Pacific Coast League in strikeouts (122)...led Redbirds in strikeouts and ranked second in innings pitched (122.0)...struck out 156 batters between both levels, leading all Cardinals minor leaguers...also led all Cardinals minor leaguers in starts (29) and innings pitched (158.0).

**2007:** Began season at Single-A Quad Cities (St. Louis)...posted a 30.0-inning scoreless streak May 3-31...named Cardinals minor league Pitcher of the Month for May, going 4-0, 0.88 (30.2 IP, 3 ER)...named Cardinals minor league Pitcher of the Year...led all Cardinals minor leaguers with a 2.55 ERA and 147 strikeouts, and tied for second in wins (12)...named Cardinals 16th best prospect by *Baseball America* following the season.

**2006:** Spent first professional season with Single-A State College (St. Louis)...allowed three runs in 16.0 innings with two walks and 16 strikeouts in 12 outings at home.

**AMATEUR CAREER:** Went 11-3 with 3.20 ERA and 166 strikeouts during senior year (2006) at University of South Alabama...named third team All-American by *Baseball America* and second team by *Collegiate Baseball*...named Sun Belt Conference co-Pitcher of the Year and first team All-League selection after becoming career strikeout and innings pitched leader at South Alabama.

**PROFESSIONAL:** St. Louis Cardinals 11th round pick in June 2006 First-Year Player Draft...signed by scout Scott Nichols.

IP: 9.0, 5/22 at CWS.  
SO: 8, 5/22 at CWS.  
Win-Streak: 2, 5/17-22

2012  
Walks: 5, 5/27 vs. Det.  
CG: 1, 5/22 at CWS.  
Low-Hit: 5, 9/22 at CWS.

### WALTERS' GAME HIGHS

IP: 9.0, 5/22/12 at CWS.  
SO: 8, 5/22/12 at CWS.  
Win-Streak: 2, 2x, last 5/17-22/12

### CAREER

Walks: 5, 5/27/12 vs. Det.  
CG: 1, 5/22/12 at CWS.  
Low-Hit: 5, 9/22/12 at CWS.

### WALTERS' PITCHING RECORD

YEAR	CLUB	W-L	ERA	G	GS	CG	SH	SV	IP	H	R	ER	HR	HB	BB	SO	WP	BK	BAA
2006	State College	2- 1	3.56	26	0	0	0	8	30.1	29	15	12	1	2	9	31	2	0	.242
2007	Quad Cities	6- 1	2.62	17	10	0	0	1	68.2	59	25	20	2	9	12	73	4	0	.229
	Palm Beach	3- 1	2.67	5	5	0	0	0	33.2	29	10	10	2	1	6	37	1	0	.225
	Springfield	3- 4	2.37	8	8	1	0	0	49.1	42	13	13	4	4	15	37	3	0	.228
2008	Springfield	1- 2	3.25	6	6	0	0	0	36.0	35	17	13	5	3	8	34	2	0	.252
	Memphis	9- 4	4.87	23	23	0	0	0	122.0	123	71	66	17	8	62	122	11	1	.266
2009	Memphis	8-10	4.54	21	20	2	0	0	121.0	128	73	61	6	10	44	113	10	0	.271
	ST. LOUIS	0- 0	9.56	8	1	0	0	0	16.0	21	19	17	6	0	9	14	0	0	.304
2010	Memphis	8- 5	3.81	19	18	0	0	0	108.2	106	51	46	12	8	30	106	3	1	.254
	ST. LOUIS	2- 0	6.00	7	3	0	0	0	30.0	32	20	20	5	0	10	22	0	0	.276
2011	Memphis	7- 4	4.27	17	17	1	0	0	103.1	105	51	49	9	12	42	87	0	1	.267
	ST. LOUIS	0- 0	9.00	4	0	0	0	0	4.0	3	4	4	1	0	2	3	0	0	.187
	Las Vegas	1- 3	8.38	7	7	0	0	0	29.0	44	29	27	4	3	16	26	3	1	.349
	TORONTO	0- 0	0.00	1	0	0	0	0	1.0	0	0	0	0	0	1	1	0	0	.000
2012	Rochester	3- 3	4.01	14	14	1	0	0	58.1	67	28	26	7	1	15	47	2	0	.288
	MINNESOTA	2- 5	5.69	12	12	1	0	0	61.2	71	41	39	12	3	22	42	1	0	.291
Minor League Totals		51-38	4.06	163	128	5	0	9	760.1	767	383	343	69	61	259	713	41	4	.261
National League Totals		2- 0	7.38	19	4	0	0	0	50.0	56	43	41	12	0	21	39	0	0	.279
American League Totals		2- 5	5.60	13	12	1	0	0	61.2	71	41	39	12	3	23	43	1	0	.289
Major League Totals		2- 5	6.39	32	16	1	0	0	112.2	127	84	80	24	3	44	82	1	0	.284

### WALTERS' FIELDING RECORD

POSITION	PCT	G	PO	A	E	TC	DP	PB
Pitcher	.952	32	9	11	1	21	3	—

### WALTERS' BATTING RECORD

BATTING	AVG	AB	R	H	2B	3B	HR	RBI	SH	SF	HB	BB	SO	SB	CS	OBP
Career	.000	10	0	0	0	0	0	0	3	0	0	1	6	0	0	.091

### WALTERS' DAY-BY-DAY

Date	Opp.	Score	Dec.	IP	H	R	ER	HR	BB	SO	Left Game or IR/IRS
5/12	Tor	1-2	L	6.0	6	2	2	1	0	2	Trailing 2-1
5/17	@Det	4-3	W	6.1	4	3	3	3	3	2	Leading 4-3
5/22	@CWS	9-2	W	9.0	5	2	2	1	2	8	CG
5/27	Det	3-4	ND	6.0	7	2	2	0	5	4	Leading 3-2
MAY TOTALS				2-1	27.1	22	9	9	5	10	2.96 ERA
6/2	@Det	7-4	ND	4.1	8	4	4	0	3	2	Tied 4-4
6/8	ChC	8-7	ND	5.0	8	5	5	2	1	2	Trailing 5-3
6/13	Phi	8-9	L	0.0	4	4	4	0	0	0	Trailing 4-0
JUNE TOTALS				0-1	9.1	20	13	13	2	4	12.54 ERA
PRE-ASG TOTALS				2-2	36.2	42	22	22	7	14	5.40 ERA
9/5	@CWS	2-6	L	5.0	5	6	6	2	3	4	Trailing 5-1
9/12	KC	5-10	L	4.0	7	6	6	1	2	3	Trailing 5-3
9/18	@Cle	6-5	ND	5.0	8	4	2	1	1	3	Leading 3-2
9/23	@Det	2-1	ND	6.0	5	1	1	0	1	4	Tied 1-1
9/29	Det	4-6	L	5.0	4	2	2	1	1	5	Trailing 2-0
SEPTEMBER TOTALS				0-3	25.0	29	19	17	5	8	6.12 ERA
POST-ASG TOTALS				0-3	25.0	29	19	17	5	8	6.12 ERA
SEASON TOTALS				2-5	61.2	71	41	39	12	22	5.69 ERA



# JOSH WILLINGHAM

**OUTFIELDER**

**16**

**HEIGHT/WEIGHT:** 6-2/228  
**BORN:** 2/17/79 in Florence, AL  
**RESIDES:** Florence, AL

**BATS/THROWS:** R/R  
**AGE:** 33

**ACQUIRED:** Signed as free agent, 12/15/11  
**M.L. SERVICE:** 7 years, 123 days  
**CONTRACT STATUS:** Signed thru 2014

**PERSONAL:** Joshua David Willingham...wife Ginger (Jaynes)...sons Rhett (10/24/06), Ryder (2/23/10), and Rogan (4/25/12)...1997 graduate of Mars Hill (AL) High School...attended college at University of North Alabama, majoring in biology...played shortstop and was a two-time All-Gulf South Conference selection (1999, 2000), and a two-time American Baseball Coaches Association All-American...led Lions to 1999 Division II College World Series and subsequently earned a spot on Division II Baseball Championship team, and All-Tournament team...was first team Division II All-American in 1999...was second team All-American in 2000...he and wife Ginger run the Josh Willingham Foundation to raise funds for disaster relief in northwest Alabama.

## 2012:

- Made sixth career Opening Day start and first as Twin, batting fifth and playing left field April 6 at Baltimore...homered in fourth at-bat, a two-run shot in the ninth inning, marking his first hit as a Twin and third time (second time consecutively) that he had homered on Opening Day...the game also marked 800th of his career.
- Homered in three straight games April 9-12...hit a total of five home runs in first 11 games.
- Named American League Player of the Week April 9-15 (the first POW Award of the MLB season)...batted .455 (10-for-22) with a double, three home runs, four RBI, three walks, and six runs scored...it was his second career Player of the Week award.
- Hit safely in each of Twins first 15 games, marking a club record to start a season, tying Kirby Puckett's streak in 1994...passed Glenn Williams (14 games) for longest hitting streak for a player starting his Twins career...passed his career-high for a hit-streak of 12 (2008).
- Reached safely via hit or walk in first 20 games April 6-30, batting .347 (25-for-72) with nine walks in that span, including .447 on-base percentage.
- Hit fifth career walk-off home run, a three-run shot off Brian Fuentes May 29 vs. Oakland.
- Hit walk-off RBI-single in bottom of 10th inning June 8 vs. Chicago-NL.
- Hit go-ahead two-run homer June 24 at Cincinnati in top of ninth inning off Aroldis Chapman to give Twins a 2-1 lead and eventual win.
- Hit 150th career home run July 3 at Detroit.
- Recorded 11th career multi-homer game July 13 vs. Oakland, and 12th career multi-homer game July 24 at Chicago-AL.
- Hit 11 home runs in July, tying him with Arizona's Jason Kubel for the most in baseball during the month...also recorded 27 RBI in July, tying him with New York's AL Mark Teixeira for most in the month.
- Hit 29th home run August 6 at Cleveland, tying single-season career-high...set a new single-season career-high with his 30th August 14 vs. Detroit, eventually ending the season with 35.
- Recorded 100th RBI, becoming 17th different Twin to reach 100 RBI in a season September 7 vs. Cleveland.
- Hit 35th home run, tying Bob Allison (1963) for ninth on Twins all-time single-season home run list September 19 at Cleveland; set a season-high with four hits and tied season-high with four RBI in that same game.
- Sidelined with sprained left shoulder September 24, ending his season, missing final eight games.
- Became first player in Twins history to hit 30-plus doubles, 35-plus homers, and drive in over 100 runs in a season.
- Struck out 141 times, fourth most in club history for a single season.
- Hit 21 home runs at Target Field, most by ever by a Twin in one season.
- Ranked seventh in the AL in home runs (35) and ninth in baseball, becoming first Twin to finish in top 10 in MLB since Gary Gaetti tied for eighth with 28 home runs in 1988.
- Posted a 14.83 at-bat per home run ratio, seventh best in baseball and 10th best in Twins history.
- Tied for third in AL in RBI (110) and tied for fifth in baseball...posted a 4.72 at-bat per RBI ratio, third best in baseball.
- One of five players in baseball with 30-plus doubles, 30-plus home runs, and 110-plus RBI, the others being Ryan Braun (36 2B, 41 HR, 112 RBI), Miguel Cabrera (40 2B, 44 HR, 139 RBI), Josh Hamilton (31 2B, 43 HR, 128 RBI), and Chase Headley (31 2B, 31 HR, 115 RBI).

**2011:** Spent first season with Oakland after being acquired in trade from Washington for pitcher Henry Rodriguez and outfielder Corey Brown December 16, 2010...made fifth career Opening Day start and first for Oakland April 1, all coming in left field (also 2006-08, 2010)...hit second career Opening Day home run April 1 vs. Seattle (also March 31, 2008 vs. New York-NL); the home run came in first at-bat, making him the 10th player in Oakland history to homer in first at-bat with the A's (the most recent player was Frank Thomas, April 3, 2006)...recorded five RBI May 9 at Texas, his seventh career game with five-plus RBI...was suspended for one game and fined an undisclosed amount by Major League Baseball May 9 for his actions at the conclusion of the top of eighth inning May 7 at Kansas City, serving the suspension May 13...had 10th two-homer

game of career July 29 vs. Minnesota, his first since August 25, 2009 at Chicago-NL, driving in all five of A's runs that night, tying the Oakland record for most RBI in a game in which a player drove in all of the A's runs...hit third career pinch-hit home run August 20 vs. Toronto, his first since April 16, 2009 vs. Philadelphia...tied for third in American League in home runs in August (8) and tied for seventh in RBI (21)...led Athletics in home runs (29), RBI (98), strikeouts (150), and tied for first in walks (56)...was one of 13 players in American League with 25-plus doubles, 25-plus home runs, and 90-plus RBI.

**2010:** Spent second season with Washington...batted .281 with 15 home runs and 46 RBI in 87 games before All-Star break, but batted .225 with one home run and 10 RBI in 27 games after the break while experiencing left knee problems...made team-leading 105 starts in left field...committed just one error in 108 games overall in outfield (.994 fielding percentage)...tied for second among National League left fielders with seven assists...had career-highs in walks (67) and on-base percentage, and matched his best in stolen bases (8-for-8)...placed on 15-day disabled list with sore left knee August 16...transferred to 60-day disabled list September 3 and had surgery on knee.

**2009:** Spent first season with Washington...batted .340 with 15 doubles, 11 homers, and 24 RBI in 50 games May 5-July 12...missed a week in early June with an illness, then went on bereavement list for a week in mid-June...became 13th major leaguer and third National League player to hit two grand slams in same game (off Jeff Suppan and Mark DeFelice) July 27 at Milwaukee...the eight RBI set a Nationals (2005-present) single-game record and matched the franchise single-game mark...batted .423 (11-for-26) with three doubles, three homers, 11 RBI, and five walks in six games, and was named NL co-Player of the Week August 2...went 4-for-4 with two homers and six RBI August 25 at Chicago-NL, and scored five runs in that game to match Nationals (2005-present) single-game club mark...according to the Elias Sports Bureau, only five other players have gone 4-for-4 or better in a single game, yet posted more runs and more RBI than hits: Sean Casey (4-for-4, six RBI, and five runs, May 19, 1999 at Colorado), Ken Griffey Jr. (4-for-4, six RBI, and five runs, May 24, 1996 vs. New York-AL), George Foster (4-for-4, seven RBI, and five runs, April 25, 1977 at Atlanta), Rocky Colavito (4-for-4, six RBI, and five runs, June 10, 1959 at Baltimore), and Lou Gehrig (4-for-4, five RBI, and five runs, June 12, 1928 at Chicago-AL)...with his 24 home runs, he joined Adam Dunn (38) and Ryan Zimmerman (33) to form Nationals second trio of 20-plus homer teammates...established Nationals record with five multi-homer games...tied for seventh in NL with 12 hit by pitches.

**2008:** Hit first Opening Day home run of career, playing with Florida, March 31 vs. New York-NL off Johan Santana...posted 12-game hitting streak April 12-24...was batting .341 with six home runs and 16 RBI in 25 games before missing 50 games due to a stint on the disabled list with a lower back strain April 28-June 23...hit two home runs, including a walk-off 10th-inning solo shot in a 6-5 win June 30 against Washington...homered in four straight games for first time in career September 22-26...traded to Washington along with pitcher Scott Olsen in exchange for pitcher P.J. Dean, and infielders Emilio Bonifacio and Jake Smolinski November 10.

**2007:** Made Marlins Opening Day roster for first time in career and spent entire season with Florida...hit Marlin's only walk-off home run of season May 10 vs. Los Angeles-NL...went 5-for-5 and had walk-off RBI-single in 10th inning July 1 vs. Atlanta...hit two grand slams, including first of career August 11 at New York-NL off Guillermo Mota...posted a hit in six straight at-bats June 30-July 1...recorded six RBI August 23 at St. Louis...tied for eighth in NL with team-leading nine outfield assists.

**2006:** Earned Rookie of the Year consideration along with teammates Hanley Ramirez (winner), Dan Uggla, Josh Johnson, and Scott Olsen...teamed with Uggla (27) and Mike Jacobs (20) to form second trio of rookie teammates in MLB history to hit 20-or-more homers (the other trio was Gary Gaetti, Kent Hrbek, and Tom Brunansky of 1982 Twins)...joined Uggla as only second pair of rookie teammates to hit 25-plus home runs (Al Rosen and Luke Easter, 1950 Indians)...spent two weeks on disabled list with sprained left hand June 7-22.

**2005:** Started the season with Triple-A Albuquerque (Florida)...hit .344 with six doubles, 12 home runs, 29 RBI, and 20 walks in May, and was named Florida's organizational Player of the Month...named Topps minor league Player of the Month in May...earned PCL Player of the Week honors June 12 after hitting .550 with three doubles, three home runs, and eight RBI...recalled by Florida June 24...named a PCL midseason All-Star, and selected to play in XM Futures Game, but did not play in either due to major league recall...led Pacific Coast League with 19 home runs at time of promotion...placed on 15-day disabled list with stress fracture in left forearm June 30-September 2.

**2004:** Started season with Double-A Carolina (Florida)...recalled by Florida for first time and made major league debut July 6 vs. Pittsburgh...went 2-for-2 with two walks in second major league game July 7 against Pittsburgh, singling off Brian Meadows in sixth inning for first hit...hit first career homer July 18 at Pittsburgh off Oliver Perez...named a Double-A postseason All-Star catcher by *Baseball America*.

**2003:** Split time between Single-A Jupiter (Florida), Double-A Carolina, and GCL Marlins (rehab assignment)...was Florida State League All-Star for second consecutive season...placed on disabled list twice with right knee inflammation...participated in Arizona Fall League and hit .313 with three home runs and 11 RBI in 22 games with Peoria Saguaros.

**2002:** Spent season with Single-A Jupiter (Florida)...was Florida State League All-Star...tied for third in FSL in slugging percentage and tied for fifth in on-base percentage (.394).

**2001:** Spent entire season with Single-A Kane County (Florida)...named to Single-A Midwest League All-Star team...stole a team-leading 24 bases in 26 attempts (92.3%)...successfully stole 23 straight bases April 30-August 22.

**2000:** Began professional career with Single-A Utica (Florida)...posted .400 on-base percentage, including 39 walks in 65 games.

**PROFESSIONAL:** Florida Marlins 17th-round pick in June 2000 First-Year Player Draft...signed by Marlins scout Larry Keller.

## 2012

Hits: 4, 9/19 at Cle.

RBI: 4, 3x, last 9/19 at Cle.

Hit-Streak: 15, 2x, last 5/27-6/13

HR: 2, 2x, last 7/24 at CWS.

Grand Slams: --

SB: 1, 3x, last 9/1 at K.C.

## WILLINGHAM'S GAME HIGHS

Hits: 5, 7/1/07 vs. Atl.

RBI: 8, 7/27/09 at Mil.

Hit-Streak: 15, 2x, last 5/27-6/13/12

## CAREER

HR: 2, 12x, last 7/24/12 at CWS.

Grand Slams: 5, 4/11/10 at NYM.

SB: 2, 2x, last 4/15/08 vs. Atl.

## WILLINGHAM'S PLAYING RECORD

YEAR	CLUB	AVG	G	AB	R	H	2B	3B	HR	RBI	SH	SF	HB	BB	SO	SB	CS	E	OBP
2000	Utica	.263	65	205	37	54	16	0	6	29	1	2	9	39	55	9	5	2	.400
2001	Kane County	.259	97	320	57	83	20	2	7	36	0	4	13	53	85	24	2	15	.382
2002	Jupiter	.274	107	376	72	103	21	4	17	69	0	2	13	63	88	18	5	9	.394
2003	Jupiter	.264	59	193	46	51	17	1	12	34	0	3	9	46	42	9	2	2	.422
	GCL Marlins	.429	2	7	3	3	1	0	1	3	0	0	0	1	2	0	0	0	.500
	Carolina	.299	22	67	15	20	2	1	5	14	0	0	3	13	20	0	0	0	.434
2004	FLORIDA	.200	12	25	2	5	0	0	1	1	0	0	0	4	8	0	0	1	.310
	Carolina	.281	112	338	81	95	24	0	24	76	1	7	18	91	87	6	3	5	.449
2005	Jupiter	.222	2	9	1	2	1	0	0	1	0	0	1	0	2	0	0	0	.300
	Albuquerque	.324	66	219	56	71	14	3	19	54	0	4	9	47	54	5	1	5	.455
	FLORIDA	.304	16	23	3	7	1	0	0	4	1	0	2	2	5	0	0	0	.407
2006	Carolina	.250	2	8	0	2	0	0	0	0	0	0	0	0	3	0	0	0	.250
	FLORIDA	.277	142	502	62	139	28	2	26	74	0	6	11	54	109	2	0	7	.356
2007	FLORIDA	.265	144	521	75	138	32	4	21	89	0	1	16	66	122	8	1	3	.364
2008	Carolina	.231	8	26	6	6	2	0	0	5	0	0	2	2	5	0	0	1	.333
	FLORIDA	.254	102	351	54	89	21	5	15	51	1	2	14	48	82	3	2	0	.364
2009	WASHINGTON	.260	133	427	70	111	29	0	24	61	0	2	12	61	104	4	3	7	.367
2010	WASHINGTON	.268	114	370	54	99	19	2	16	56	0	4	9	67	85	8	0	1	.389
2011	Sacramento	.200	2	5	1	1	0	0	1	2	0	0	0	2	2	0	0	0	.429
	OAKLAND	.246	136	488	69	120	26	0	29	98	0	8	11	56	150	4	1	2	.332
2012	MINNESOTA	.260	145	519	85	135	30	1	35	110	0	6	14	76	141	3	2	4	.366
Minor League Totals		.277	544	1773	375	491	118	11	92	323	2	22	77	357	445	71	18	39	.415
National League Totals		.265	663	2219	320	588	130	13	103	336	2	15	64	302	515	25	6	19	.367
American League Totals		.253	281	1007	154	255	56	1	64	208	0	14	25	132	291	7	3	6	.350
Major League Totals		.261	944	3226	474	843	186	14	167	544	2	29	89	434	806	32	9	25	.362

## WILLINGHAM'S FIELDING RECORD

POSITION	PCT	G	PO	A	E	TC	DP	PB
Outfield	.983	812	1382	39	24	1445	7	—
Catcher	.980	15	48	1	1	50	0	4
First Base	1.000	3	5	0	0	5	0	—
Totals	.983	830	1435	40	25	1500	7	4



## HOW THE 2012 TWINS WERE BUILT

	FIRST-YEAR PLAYER DRAFT (14)	VIA TRADE (5)	SIGNED AS FREE AGENT (11)	RULE-5 DRAFT (1)	CLAIMED OFF WAIVERS (3)
1999:	Justin Morneau (3rd round)				
2001:	Joe Mauer (1st round)				
2002:	Denard Span (1st round)				
2003:	Scott Baker (2nd round)				
2004:	Glen Perkins (1st round) Trevor Plouffe (1st round) Anthony Swarzak (2nd round) Kyle Waldrop (1st round)				
2005:	Alex Burnett (12th round) Brian Duensing (3rd round)	Alexi Casilla (LAA)			
2006:	Chris Parmelee (1st round) Tyler Robertson (3rd round)		Cole De Vries		
2007:	Ben Revere (1st round)	Drew Butera (NYM)	Liam Hendriks		
2008:					
2009:	Chris Herrmann (6th round)	Carl Pavano (CLE)			
2010:		Matt Capps (WAS)		Scott Diamond (ATL)	
2011:			Jared Burton Jamey Carroll Matt Carson Samuel Deduno Ryan Doumit Luis Perdomo P.J. Walters Josh Willingham		Pedro Florimon (BAL) Esmerling Vasquez (ARI)
2012:		Eduardo Escobar (CWS)	Casey Fien		Darin Mastroianni (TOR)

\*LIST INCLUDES ACTIVE AND DISABLED PLAYERS (34 TOTAL) FROM FINAL ROSTER, OCTOBER 3.

# PLAYERS

WHO DID NOT FINISH WITH TWINS

2012 MINNESOTA TWINS SEASON SUMMARY





# LUKE HUGHES

**INFIELDER**

**HEIGHT/WEIGHT:** 5-11/205  
**BORN:** 8/2/84 in Perth, Australia  
**RESIDES:** Perth, Australia

**BATS/THROWS:** R/R  
**AGE:** 28

**ACQUIRED:** Signed as non-drafted free agent, 7/19/02  
**M.L. SERVICE:** 1 year, 4 days



**PERSONAL:** Luke Trevor Hughes...2002 graduate of Hampton High School in Perth, Australia...played for the Australian National Team in the 2005 World Cup and the 2006 and 2009 World Baseball Classic.

## 2012:

- Made the Twins Opening Day roster...played in four games, batting .200 (2-for-10) before being designated for release or assignment, April 18.
- Claimed off waivers by the Oakland Athletics April 22.

**PROFESSIONAL:** Signed by scout Howard Norsetter.

## HUGHES' BATTING RECORD

YEAR	CLUB	AVG	G	AB	R	H	2B	3B	HR	RBI	SH	SF	HB	BB	SO	SB	CS	E	OBP
2003	GCL Twins	.305	54	190	22	58	9	4	2	25	4	1	2	15	22	5	5	12	.361
2004	Elizabethton	.284	44	141	20	40	8	1	3	19	2	3	4	9	30	1	3	4	.338
2005	Beloit	.257	72	292	42	75	14	2	7	42	2	3	7	21	63	4	2	10	.319
	Ft. Myers	.202	23	84	9	17	3	1	0	7	2	3	1	2	15	0	0	5	.222
2006	Ft. Myers	.231	95	333	31	77	15	0	4	37	2	5	5	23	72	6	2	19	.287
2007	New Britain	.283	92	315	56	89	18	2	9	43	5	4	4	34	68	4	1	3	.356
2008	New Britain	.319	70	285	53	91	15	3	15	40	2	1	3	28	70	4	1	12	.385
	Rochester	.283	29	106	17	30	7	1	3	21	0	3	1	7	30	2	0	5	.325
2009	GCL Twins	.273	4	11	0	3	0	0	0	0	0	0	0	4	1	0	0	3	.467
	New Britain	.250	56	200	22	50	15	3	6	36	1	5	4	19	38	1	1	9	.320
	Rochester	.259	37	135	19	35	8	2	6	28	0	3	1	18	38	2	0	10	.344
2010	Rochester	.257	22	74	12	19	8	0	1	7	1	0	1	5	18	2	0	1	.313
	MINNESOTA	.286	2	7	1	2	0	0	1	1	0	0	0	0	3	0	1	0	.286
2011	Rochester	.231	30	117	16	27	6	1	4	11	0	2	0	10	18	2	0	4	.287
	MINNESOTA	.223	96	287	31	64	12	0	7	30	2	1	3	24	79	3	2	5	.289
2012	MINNESOTA	.200	4	10	0	2	0	0	0	2	0	1	0	0	4	1	0	1	.182
	Sacramento	.235	35	102	16	24	6	0	2	13	0	3	2	14	28	1	2	3	.331
	OAKLAND	.077	4	13	0	1	0	0	0	0	0	0	0	0	6	0	0	3	.077
	Midland	.179	7	28	1	5	0	0	1	2	0	0	0	3	9	1	0	1	.258
	Las Vegas	.314	28	105	20	33	9	3	3	13	1	1	1	13	32	1	0	1	.392
<b>Minor League Totals</b>		<b>.269</b>	<b>717</b>	<b>2582</b>	<b>371</b>	<b>695</b>	<b>149</b>	<b>23</b>	<b>70</b>	<b>357</b>	<b>22</b>	<b>38</b>	<b>40</b>	<b>242</b>	<b>562</b>	<b>40</b>	<b>18</b>	<b>102</b>	<b>.337</b>
<b>Major League Totals</b>		<b>.218</b>	<b>106</b>	<b>317</b>	<b>32</b>	<b>69</b>	<b>12</b>	<b>0</b>	<b>8</b>	<b>33</b>	<b>2</b>	<b>2</b>	<b>3</b>	<b>24</b>	<b>92</b>	<b>4</b>	<b>3</b>	<b>9</b>	<b>.277</b>



# ERIK KOMATSU

**OUTFIELDER**

**HEIGHT/WEIGHT:** 5-10/175  
**BORN:** 10/1/87 at Camarillo, CA  
**RESIDES:** Camarillo, CA

**BATS/THROWS:** L/L  
**AGE:** 25

**ACQUIRED:** Claimed off waivers from St. Louis, 5/4/12  
**M.L. SERVICE:** 56 days



**PERSONAL:** Erik Jordan Komatsu (pronounced ko-MAHT-soo) ...2006 graduate of Camarillo (CA) High School where he was a teammate of former Twins outfielder Delmon Young...attended Vanguard University in 2006...played college baseball at Cal-State Fullerton where he led the Titans in all triple crown categories in 2008 for Co-Big West Conference and Super Regional appearance after transferring from Oxnard College where he was a 2007 First Team Western State (North) Conference selection.

## 2012:

- Made an Opening Day roster for the first time in his career, starting the season with the Cardinals...was selected in the Rule 5 Draft, December 8.
- Recorded a pinch hit infield single in his first at-bat of the season April 6 at Milwaukee.
- Recorded four hits and two walks in 21 plate appearances for the Cardinals.
- Claimed off waivers by Minnesota May 4.
- Recorded his first career RBI May 8 vs. Los Angeles-AL.
- Designated for release or assignment May 27; returned to Washington from Rule 5 selection, May 29.

**PROFESSIONAL:** Brewers' 8th round pick in the June 2008 First-Year Player Draft...originally drafted by the Yankees in the 38th round of the 2007 First-Year Player Draft.

## KOMATSU'S PLAYING RECORD

YEAR	CLUB	AVG	G	AB	R	H	2B	3B	HR	RBI	SH	SF	HB	BB	SO	SB	CS	E	OBP
2008	Helena	.321	68	277	61	89	19	4	11	47	1	3	5	30	42	8	4	3	.394
2009	AZL Brewers	.308	5	13	1	4	0	0	0	3	0	2	0	2	2	0	0	0	.353
	Wisconsin	.242	21	66	6	16	2	0	1	5	1	2	3	8	14	0	2	0	.342
2010	Brevard County	.323	130	486	90	157	31	6	5	63	5	4	9	68	61	28	9	4	.413
2011	Huntsville	.294	93	320	48	94	19	1	6	40	0	4	2	53	44	13	6	2	.393
	Harrisburg	.234	31	128	12	30	5	0	1	8	1	1	1	11	22	8	3	0	.298
2012	ST. LOUIS	.211	15	19	3	4	0	0	0	0	0	0	0	2	2	0	0	0	.286
	MINNESOTA	.219	15	32	2	7	0	0	0	1	0	1	0	4	3	0	0	1	.297
	Syracuse	.269	31	104	16	28	4	0	3	14	2	2	2	13	13	2	5	0	.355
<b>Minor League Totals</b>		<b>.300</b>	<b>379</b>	<b>1394</b>	<b>234</b>	<b>418</b>	<b>80</b>	<b>11</b>	<b>27</b>	<b>180</b>	<b>10</b>	<b>18</b>	<b>22</b>	<b>185</b>	<b>198</b>	<b>59</b>	<b>29</b>	<b>9</b>	<b>.386</b>
<b>Major League Totals</b>		<b>.216</b>	<b>30</b>	<b>51</b>	<b>5</b>	<b>11</b>	<b>0</b>	<b>0</b>	<b>0</b>	<b>1</b>	<b>0</b>	<b>1</b>	<b>0</b>	<b>6</b>	<b>5</b>	<b>0</b>	<b>0</b>	<b>1</b>	<b>.293</b>



# FRANCISCO LIRIANO

**LEFT-HANDED PITCHER**

**HEIGHT/WEIGHT:** 6-2/215  
**BORN:** 10/26/83 in San Cristobal, DR  
**RESIDES:** Miami, FL  
**ACQUIRED:** Trade with San Francisco, 11/14/03  
**M.L. SERVICE:** 6 years, 104 days

**BATS/THROWS:** L/L  
**AGE:** 28

**PERSONAL:** Francisco Casillas Liriano (pronounced lee-ree-AH-no)...wife Johanna (Guance)...sons Kevin (4/4/08) and Francis Javier (6/8/10)...1999 graduate of Americo Pere (DR) High School.

## 2012:

- Made the Twins Opening Day roster as the club's number two starter losing his first start, allowing six runs (five earned) on eight hits in 4.0 innings with two walks and four strikeouts April 7 at Baltimore.
- Started the season 0-5, 9.45 (26.2 IP, 28 ER) in his first six starts before moving to the bullpen...posted a 4.91 ERA (7.1 IP, 4 ER) with nine strikeouts in five relief appearances.
- Moved back to the rotation and won his first start, tossing 6.0 shutout innings with three hits allowed, two walks and nine strikeouts May 30 vs. Oakland.
- Went 3-2, 2.74 (49.1 IP, 15 ER) with opponents batting .175 (30-for-171) with 52 strikeouts in first eight starts back in the rotation.
- Earned 50th career win, allowing one run on five hits in 6.2 innings with six strikeouts and a season-high six walks July 6 at Texas.
- Struck out career-high 15 batters, July 13 vs. Oakland, tying for Twins pitchers for second-most in club history and was two short of the club record set by Johan Santana who had 17 on August 19, 2007 vs. Texas...the other four Twins pitchers to strike out 15 were: Jerry Koosman (6/23/80 vs. KC), Bert Blyleven (8/1/86 vs. OAK), Joe Decker (6/26/73 vs. CWS) and Camilo Pascual (7/19/61 vs. LAA)...at the time, he was just two other pitchers in baseball reached 15 strikeouts in a game this season: Detroit's Max Scherzer, May 20 vs. Pittsburgh; and the White Sox Chris Sale, May 28 at Tampa Bay.
- He struck out 10 batters in next start, July 18 vs. Baltimore, marking the second time in his career with back-to-back double digit strikeout totals (last in June 2010).
- Made final start with the Twins July 23 at Chicago-AL.
- Was traded to the Chicago White Sox in exchange for infielder Eduardo Escobar and left-handed pitcher Pedro Hernandez July 28.

**PROFESSIONAL:** Signed by San Francisco as non-drafted free agent, September 9, 2000...signed by scout Rick Ragazzo.

## LIRIANO'S PITCHING RECORD

YEAR	CLUB	W-L	ERA	G	GS	CG	SH	SV	IP	H	R	ER	HR	HB	BB	SO	WP	BK	BAA
2001	AZL Giants	5-4	3.63	13	12	0	0	0	62.0	51	26	25	3	1	24	67	6	3	.232
	Salem-Keizer	0-0	5.00	2	2	0	0	0	9.0	7	5	5	2	0	1	12	0	0	.206
2002	Hagerstown	3-6	3.49	16	16	0	0	0	80.0	61	45	31	6	0	31	85	4	0	.210
2003	San Jose	0-1	54.00	1	1	0	0	0	0.2	5	4	4	0	0	2	0	1	0	.714
	AZL Giants	0-1	4.32	4	4	0	0	0	8.1	5	4	4	1	0	6	9	1	1	.192
2004	Ft. Myers	6-7	4.00	21	21	0	0	0	117.0	118	56	52	6	0	43	125	6	2	.269
	New Britain	3-2	3.18	7	7	0	0	0	39.2	45	14	14	4	2	17	49	3	0	.287
2005	New Britain	3-5	3.64	13	13	0	0	0	76.2	70	36	31	6	2	26	92	4	1	.242
	Rochester	9-2	1.78	14	14	0	0	0	91.0	56	25	18	4	0	24	112	2	1	.177
	MINNESOTA	1-2	5.70	6	4	0	0	0	23.2	19	15	15	4	0	7	33	0	0	.221
2006	MINNESOTA	12-3	2.16	28	16	0	0	0	121.0	89	31	29	9	1	32	144	9	1	.205
2007	MINNESOTA	INJURED - DID NOT PLAY																	
2008	Ft. Myers	0-1	6.75	1	1	0	0	0	5.1	6	4	4	0	0	2	8	0	0	.300
	Rochester	10-2	3.28	19	19	0	0	0	118.0	102	44	43	8	3	31	113	4	0	.231
	MINNESOTA	6-4	3.91	14	14	0	0	0	76.0	74	40	33	7	1	32	67	3	0	.254
2009	MINNESOTA	5-13	5.80	29	24	0	0	0	136.2	147	93	88	21	6	65	122	5	1	.279
2010	MINNESOTA	14-10	3.62	31	31	0	0	0	191.2	184	77	77	9	10	58	201	10	1	.252
2011	MINNESOTA	9-10	5.09	26	24	1	1	0	134.1	125	81	76	14	7	75	112	9	0	.249
2012	MINNESOTA	3-10	5.31	22	17	0	0	0	100.0	89	63	59	12	4	55	109	6	1	.239
	CHICAGO-AL	3-2	5.40	12	11	0	0	0	56.2	54	34	34	7	3	32	58	5	0	.251
Minor League Totals		39-31	3.42	111	110	0	0	0	607.2	526	263	231	40	8	207	672	31	8	.235
Major League Totals		53-54	4.40	168	141	1	1	1	840.0	781	434	411	83	32	356	846	47	4	.247



# JASON MARQUIS

**RIGHT-HANDED PITCHER**

**HEIGHT/WEIGHT:** 6-1/218

**BORN:** 8/21/78 in Manhasset, NY

**RESIDES:** Staten Island, NY

**ACQUIRED:** Signed as free agent, 12/22/11

**M.L. SERVICE:** 12 years, 12 days

**BATS/THROWS:** L/R

**AGE:** 34

**PERSONAL:** Jason Scott Marquis (pronounced mar-KEE)...wife Debbie (Masseria)...daughters Reese (9/10/04) and Alexis (10/12/09) and son Andrew (8/21/06)...1996 graduate of Tottenville (NY) High School...played baseball and basketball and was a member of the National Honor Society.

## 2012:

- Did not begin the season with the Twins...left mid-way through Spring Training to attend to a family matter at home in New York when his daughter Reese had a bicycle accident.
- Was optioned to Double-A New Britain, April 4, in an effort to stretch his arm out for the regular season after missing time in Spring Training...started two games, tossing 14.0 innings and was recalled April 18.
- Made first start with the Twins, allowing four runs on seven hits in 5.0 innings with two walks and three strikeouts, earning the win, April 18 at New York-AL.
- Allowed eight runs on eight hits in 1.2 innings, May 20 at Milwaukee...released, May 28.
- Had contract selected by the San Diego Padres June 7.

**PROFESSIONAL:** Atlanta Braves' supplemental round pick (35th overall) in the June 1996 First-Year Player Draft...signed by scout John Hageman.

## MARQUIS' PITCHING RECORD

YEAR	CLUB	W-L	ERA	G	GS	CG	SH	SV	IP	H	R	ER	HR	HB	BB	SO	WP	BK	BAA
1996	Danville	1-1	4.63	7	4	0	0	0	23.1	30	18	12	0	1	7	24	2	0	.286
1997	Macon	14-10	4.38	28	28	0	0	0	141.2	156	78	69	10	2	55	121	8	2	.278
1998	Danville	2-12	4.87	22	22	1	0	0	114.2	120	65	62	3	6	41	135	7	0	.269
1999	Myrtle Beach	3-0	0.28	6	6	0	0	0	32.0	22	2	1	0	1	17	41	2	0	.191
	Greenville	3-4	4.58	12	12	1	0	0	55.0	52	33	28	7	2	29	35	1	0	.241
2000	Greenville	4-2	3.57	11	11	0	0	0	68.0	68	35	27	10	1	23	49	2	1	.262
	Richmond	0-3	9.00	6	6	0	0	0	20.0	26	21	20	2	2	13	18	7	0	.321
	ATLANTA	1-0	5.01	15	0	0	0	0	23.1	23	16	13	4	1	12	17	1	0	.261
2001	ATLANTA	5-6	3.48	38	16	0	0	0	129.1	113	62	50	14	4	59	98	1	2	.234
2002	Richmond	0-1	3.60	1	1	0	0	0	5.0	5	2	2	0	0	1	6	1	0	.263
	ATLANTA	8-9	5.04	22	22	0	0	0	114.1	127	66	64	19	3	49	84	4	0	.283
2003	Richmond	8-4	3.35	15	15	3	1	0	94.0	93	40	35	5	0	34	75	4	0	.256
	ATLANTA	0-0	5.53	21	2	0	0	1	40.2	43	27	25	3	2	18	19	2	0	.270
2004	ST. LOUIS	15-7	3.71	32	32	0	0	0	201.1	215	90	83	26	10	70	138	6	0	.275
2005	ST. LOUIS	13-14	4.13	33	32	3	1	0	207.0	206	110	95	29	5	69	100	10	3	.262
2006	ST. LOUIS	14-16	6.02	33	33	0	0	0	194.1	221	136	130	35	16	75	96	2	1	.289
2007	CHICAGO-NL	12-9	4.60	34	33	1	1	0	191.2	190	111	98	22	13	76	109	3	0	.256
2008	CHICAGO-NL	11-9	4.53	29	28	0	0	0	167.0	172	87	84	15	8	70	91	8	1	.267
2009	COLORADO	15-13	4.04	33	33	2	1	0	216.0	218	104	97	15	4	80	115	6	1	.267
2010	WASHINGTON	2-9	6.60	13	13	0	0	0	58.2	76	47	43	9	8	24	31	1	1	.315
2011	WASHINGTON	8-5	3.95	20	20	1	1	0	120.2	132	58	53	8	4	39	71	1	0	.283
	ARIZONA	0-1	9.53	3	3	0	0	0	11.1	22	16	12	3	1	4	5	0	0	.386
2012	New Britain	1-0	1.93	2	2	0	0	0	14.0	12	3	3	1	0	0	11	0	0	.240
	MINNESOTA	2-4	8.47	7	7	0	0	0	34.0	52	33	32	9	3	14	12	1	0	.371
	San Antonio	1-0	1.29	1	1	0	0	0	7.0	5	1	1	0	0	2	5	2	0	.208
	SAN DIEGO	6-7	4.04	15	15	1	1	0	93.2	94	53	42	14	1	28	79	5	0	.258
Minor League Totals		37-37	4.09	116	113	5	1	0	595.2	609	310	271	40	225	227	541	37	3	.229
Major League Totals		112-109	4.60	348	289	8	5	1	1803.1	1904	1016	921	225	83	687	1065	51	9	.273





# TSUYOSHI NISHIOKA

**INFILDER**

**HEIGHT/WEIGHT:** 6-1/176  
**BORN:** 7/27/84 in Osaka, Japan  
**RESIDES:** Tokyo, Japan

**BATS/THROWS:** S/R  
**AGE:** 28

**ACQUIRED:** Signed as free agent, 12/18/10  
**M.L. SERVICE:** 1 year, 8 days

**PERSONAL:** Tsuyoshi Nishioka (pronounced soo-YO-shee nee-shee-OH-kah)...wife Naoko...daughter Sena (8/8/11)...grew up in the city of Nara in Kansai region of Japan...attended Osaka Toin Senior High School and helped lead his team to the National High School Baseball Championships... hit 42 home runs in high school career and was considered one of top high school prospects in the country by Nippon Professional Baseball scouts... attended Nara Prefectural Heijo East Junior High School, playing in the national tournament as a member of Koriyama Senior.

## 2012:

- Started season with Triple-A Rochester.
- Had season-high eight-game hitting streak July 14-22.
- Batted .298 (31-for-104) with seven doubles and 11 RBI in 27 games in July.
- Recalled by Twins August 6 after the Twins traded Danny Valencia to the Boston Red Sox.
- Played in three games and was optioned back to Rochester August 13...outrighted off the 40-man roster August 20.
- Granted unconditional release September 28.

**PROFESSIONAL:** First round selection in 2002 Nippon Professional Baseball amateur draft by Chiba Lotte...signed by Twins as a free agent December 18, 2010.

## NISHIOKA'S PLAYING RECORD

YEAR	CLUB	AVG	G	AB	R	H	2B	3B	HR	RBI	SH	SF	HB	BB	SO	SB	CS	E	OBP
2003	Chiba Lotte	.333	7	9	3	3	2	0	0	1	0	0	0	2	1	0	0	--	.455
2004	Chiba Lotte	.255	63	212	32	54	8	2	6	35	2	2	2	14	37	8	2	7	.302
2005	Chiba Lotte	.268	122	447	80	120	22	11	4	48	6	4	5	31	51	41	9	6	.320
2006	Chiba Lotte	.282	115	426	58	120	20	7	4	27	4	3	3	49	61	33	17	16	.358
2007	Chiba Lotte	.300	130	494	76	148	31	3	3	40	7	4	4	50	73	27	13	19	.366
2008	Chiba Lotte	.300	116	473	78	142	26	6	13	49	4	2	7	36	68	18	11	10	.357
2009	Chiba Lotte	.260	120	454	70	118	24	5	14	41	3	2	5	67	76	26	10	14	.360
2010	Chiba Lotte	.346	144	596	121	206	32	8	11	59	8	5	4	79	96	22	11	18	.423
2011	Ft. Myers	.333	4	12	4	4	1	0	0	1	0	0	1	2	2	1	0	2	.467
	Rochester	.333	3	12	0	4	1	0	0	1	0	0	0	2	1	0	0	0	.429
	MINNESOTA	.226	68	221	14	50	5	0	0	19	3	0	1	15	43	2	4	12	.278
2012	Rochester	.258	101	392	42	101	18	1	2	34	5	1	1	32	53	7	7	12	.315
	MINNESOTA	.000	3	12	0	0	0	0	0	1	0	1	0	1	1	0	0	2	.071
<b>Japan Totals</b>		<b>.293</b>	<b>817</b>	<b>3111</b>	<b>518</b>	<b>911</b>	<b>165</b>	<b>42</b>	<b>55</b>	<b>300</b>	<b>34</b>	<b>22</b>	<b>30</b>	<b>328</b>	<b>463</b>	<b>175</b>	<b>73</b>	<b>90</b>	<b>.364</b>
<b>Minor League Totals</b>		<b>.286</b>	<b>108</b>	<b>416</b>	<b>46</b>	<b>119</b>	<b>20</b>	<b>1</b>	<b>2</b>	<b>36</b>	<b>5</b>	<b>1</b>	<b>2</b>	<b>36</b>	<b>56</b>	<b>8</b>	<b>7</b>	<b>14</b>	<b>.346</b>
<b>Major League Totals</b>		<b>.215</b>	<b>71</b>	<b>233</b>	<b>14</b>	<b>50</b>	<b>5</b>	<b>0</b>	<b>0</b>	<b>20</b>	<b>3</b>	<b>1</b>	<b>1</b>	<b>16</b>	<b>44</b>	<b>2</b>	<b>4</b>	<b>14</b>	<b>.267</b>





# DANNY VALENCIA

**THIRD BASEMAN**

**HEIGHT/WEIGHT:** 6-2/218  
**BORN:** 9/19/84 in Miami, FL

**RESIDES:** Miami, FL

**ACQUIRED:** 19th round, 2006 First-Year Player Draft

**M.L. SERVICE:** 2 years, 20 days

**BATS/THROWS:** R/R  
**AGE:** 28



**PERSONAL:** Daniel Paul Valencia (pronounced vuh-LEN-see-ya)...2003 graduate of Spanish River (FL) High School...attended UNC-Greensboro prior to transferring to the University of Miami (FL) after his freshman season.

## 2012:

- Made Twins Opening Day roster for the second time in career and was the club's third baseman, batting seventh on Opening Day, April 6 at Baltimore, going 1-for-3 with a walk.
- Hit first home run of the season, April 23 vs. Boston, off Jon Lester.
- Batted .190 (19-for-100) with one home run, two walks and 23 strikeouts and was optioned to Triple-A Rochester, May 9...went hitless in his final 25 at-bats.
- Played in 69 games for the Red Wings, batting .250 (67-for-268) with 17 doubles, seven home runs and 37 RBI, before being recalled by Minnesota, July 28 as the Twins placed Trevor Plouffe on the 15-day disabled list.
- Traded to Boston in exchange for minor league outfielder Jeremias Pineda, August 5.

**PROFESSIONAL:** Signed by scout Hector Otero.

## VALENCIA'S PLAYING RECORD

YEAR	CLUB	AVG	G	AB	R	H	2B	3B	HR	RBI	SH	SF	HB	BB	SO	SB	CS	E	OBP
2006	Elizabethton	.311	48	190	30	59	13	0	8	29	0	3	3	15	34	0	2	0	.365
2007	Beloit	.302	66	242	44	73	15	0	11	35	1	0	0	28	54	3	3	7	.374
	Ft. Myers	.291	61	230	28	67	8	2	6	31	0	4	0	16	48	1	0	14	.332
2008	Ft. Myers	.336	60	220	35	74	19	3	5	44	0	4	0	27	43	2	2	6	.402
	New Britain	.289	69	266	40	77	18	2	10	32	0	2	1	18	70	2	1	8	.334
2009	New Britain	.284	57	218	44	62	14	4	7	29	0	2	1	31	40	0	2	8	.373
	Rochester	.286	71	269	35	77	24	0	7	41	0	4	1	8	37	0	2	12	.305
2010	Rochester	.292	49	185	22	54	15	0	0	24	0	1	2	14	34	2	0	4	.347
	MINNESOTA	.311	85	299	30	93	18	1	7	40	0	3	0	20	46	2	0	6	.351
2011	MINNESOTA	.246	154	564	63	139	28	2	15	72	0	4	0	40	102	2	6	18	.294
2012	MINNESOTA	.198	34	126	13	25	6	1	2	17	0	3	0	3	32	0	1	4	.212
	Rochester	.250	69	268	30	67	17	1	7	37	0	1	0	15	40	1	2	7	.289
	Pawtucket	.306	13	49	3	15	3	0	1	8	0	0	1	3	12	0	2	3	.358
	BOSTON	.143	10	28	1	4	0	0	1	4	0	1	0	0	6	0	0	0	.138
<b>Minor League Totals</b>		<b>.292</b>	<b>563</b>	<b>2137</b>	<b>311</b>	<b>625</b>	<b>146</b>	<b>12</b>	<b>62</b>	<b>310</b>	<b>1</b>	<b>21</b>	<b>9</b>	<b>175</b>	<b>412</b>	<b>11</b>	<b>16</b>	<b>69</b>	<b>.345</b>
<b>Major League Totals</b>		<b>.257</b>	<b>283</b>	<b>1017</b>	<b>107</b>	<b>261</b>	<b>52</b>	<b>4</b>	<b>25</b>	<b>133</b>	<b>0</b>	<b>11</b>	<b>0</b>	<b>63</b>	<b>186</b>	<b>4</b>	<b>7</b>	<b>28</b>	<b>.297</b>

## LAST TRADE WITH...

### AMERICAN LEAGUE

TRADES	TEAM	LAST TRADE	OBTAINED	TRADED
6	Baltimore	12/9/10	Jim Hoey, Brett Jacobson	J.J. Hardy, Brendan Harris, cash
12	Boston	8/5/12	Jeremias Pineda	Danny Valencia
7	Chicago	7/28/12	Eduardo Escobar, Pedro Hernandez	Francisco Liriano
15	Cleveland	8/25/11	Cash	Jim Thome
10	Detroit	8/15/11	Cole Nelson, Lester Oliveros	Delmon Young
1	Kansas City	10/27/73	Tom Burgmeier	Ken Hill
10	Los Angeles	8/27/10	Brian Fuentes	PTBNL (Loek Van Mil)
10	New York	8/31/03	Jesse Orosco	Juan Padilla
5	Oakland	7/31/09	Orlando Cabrera	Tyler Ladendorf
6	Seattle	7/11/05	Bret Boone, Cash	PTBNL or Cash
1	Tampa Bay	11/28/07	Delmon Young, Brendan Harris, Jason Pridie	Matt Garza, Jason Bartlett, Eduardo Morlan
5	Texas	8/25/08	Eddie Guardado	Mark Hamburger
4	Toronto	7/16/03	Shannon Stewart	Bobby Kielty
3	Washington	3/21/70	Brant Aleya	Joe Grzenda, Charley Walters

### NATIONAL LEAGUE

TRADES	TEAM	LAST TRADE	OBTAINED	TRADED
2	Arizona	8/28/09	Jon Rauch	PTBNL (Kevin Mulvey) and Cash
2	Atlanta	9/5/97	Steve Hacker	Greg Myers
10	Chicago	11/21/07	Craig Monroe	PTBNL (Doug Deeds)
9	Cincinnati	7/31/06	Zach Ward	Kyle Lohse
6	Colorado	12/6/11	PTBNL (Daniel Turpen)	Kevin Slowey
2	Florida	12/2/05	Luis Castillo	Travis Bowyer, Scott Tyler
4	Houston	8/3/99	Josh Dimmick	George Williams
8	Los Angeles	7/31/95	Ron Coomer, Greg Hansell, Chris Latham, Jose Parra	Mark Guthrie, Kevin Tapani
8	Milwaukee	11/6/09	J.J. Hardy	Carlos Gomez
9	New York	2/2/08	Carlos Gomez, Phil Humber, Kevin Mulvey, Deolis Guerra	Johan Santana
8	Philadelphia	12/3/03	Carlos Silva, Nick Punto, Bobby Korecky	Eric Milton
3	Pittsburgh	3/17/92	John Smiley	Midre Cummings, Denny Neagle, Paul Sorrento
5	St. Louis	4/22/88	Tom Herr	Tom Brunansky
6	San Diego	9/9/03	Alex Garcia	Todd Sears
5	San Francisco	12/15/03	J.T. Thomas	Dustan Mohr
8	Wash./ Mntl.	6/29/10	Matt Capps	Wilson Ramos, Joe Testa

## MAJOR LEAGUE WAIVER RULES

**There are four types of waiver requests:** Trade Assignment Waivers, Outright Assignment Waivers, Optional Assignment Waivers and Unconditional Release Waivers

**Trade Assignment Waivers (formerly Major League Waivers)** – Are necessary for any player assignment between Major League clubs made from August 1 until the day after the close of the regular season. Waivers are required to trade any player during this time period. Prior to August 1, players may be traded from one organization to another without waivers.

**Outright Assignment Waivers (formerly Outright or Special Waivers)** – Are irrevocable and are required for a Major League Club to assign a Major League player outright (i.e., without right of recall) to a Minor League Club during certain periods through the year.

**Optional Assignment Waivers (formerly Major League Waivers)** – Are required in order for a Major League Club to assign a Major League player optionally (i.e., with right of recall) to a Minor League Club, if required by Rule 10(e)(4). Optional assignment waiver request may be revocable or irrevocable.

**Unconditional Release Waivers** - Can be secured at any point during the year.

# STATISTICS

2012 MINNESOTA TWINS SEASON SUMMARY



## 2012 FINAL STANDINGS

### AMERICAN LEAGUE

EAST DIVISION	WON	LOST	PCT.	GB	HOME	ROAD
NEW YORK	95	67	.586	-	51-30	44-37
BALTIMORE	93	69	.574	2.0	47-34	46-35
TAMPA BAY	90	72	.556	5.0	46-35	44-37
TORONTO	73	89	.451	22.0	41-40	32-49
BOSTON	69	93	.426	26.0	34-47	35-46

CENTRAL DIVISION	WON	LOST	PCT.	GB	HOME	ROAD
DETROIT	88	74	.543	-	50-31	38-43
CHICAGO	85	77	.525	3.0	45-36	40-41
KANSAS CITY	72	90	.444	16.0	37-44	35-46
CLEVELAND	68	94	.420	20.0	37-44	31-50
MINNESOTA	66	96	.407	22.0	31-50	35-46

WEST DIVISION	WON	LOST	PCT.	GB	HOME	ROAD
OAKLAND	94	68	.580	-	50-31	44-37
TEXAS	93	69	.574	1.0	50-31	43-38
LOS ANGELES	89	73	.549	5.0	46-35	43-38
SEATTLE	75	87	.463	19.0	40-41	35-46

### NATIONAL LEAGUE

EAST DIVISION	WON	LOST	PCT.	GB	HOME	ROAD
WASHINGTON	98	64	.605	-	50-31	48-33
ATLANTA	94	68	.580	4.0	48-33	46-35
PHILADELPHIA	81	81	.500	17.0	40-41	41-40
NEW YORK	74	88	.457	24.0	36-45	38-43
MIAMI	69	93	.426	29.0	38-43	31-50

CENTRAL DIVISION	WON	LOST	PCT.	GB	HOME	ROAD
CINCINNATI	97	65	.599	-	50-31	47-34
ST. LOUIS	88	74	.543	9.0	50-31	38-43
MILWAUKEE	83	79	.512	14.0	49-32	34-47
PITTSBURGH	79	83	.488	18.0	45-36	34-47
CHICAGO	61	101	.377	36.0	38-43	23-58
HOUSTON	55	107	.340	42.0	35-46	20-61

WEST DIVISION	WON	LOST	PCT.	GB	HOME	ROAD
SAN FRANCISCO	94	68	.580	-	48-33	46-35
LOS ANGELES	86	76	.531	8.0	45-36	41-40
ARIZONA	81	81	.500	13.0	41-40	40-41
SAN DIEGO	76	86	.469	18.0	42-39	34-47
COLORADO	64	98	.395	30.0	35-46	29-52

# TWINS FINAL CLUB STATISTICS — 2012

	HOME		ROAD		TOTALS	
	W	L	W	L	W	L
VS. BALTIMORE	2	2	0	3	2	5
VS. BOSTON	0	3	3	1	3	4
VS. NEW YORK	1	2	2	2	3	4
VS. TAMPA BAY	0	3	1	2	1	5
VS. TORONTO	2	2	0	3	2	5
<b>TOTALS VS. EAST</b>	<b>5</b>	<b>12</b>	<b>6</b>	<b>11</b>	<b>11</b>	<b>23</b>
VS. CHICAGO - AL	2	7	2	7	4	14
VS. CLEVELAND	6	3	6	3	12	6
VS. DETROIT	2	7	6	3	8	10
VS. KANSAS CITY	5	4	6	3	11	7
<b>TOTALS VS. CENTRAL</b>	<b>15</b>	<b>21</b>	<b>20</b>	<b>16</b>	<b>35</b>	<b>37</b>
VS. LOS ANGELES - AL	3	3	0	3	3	6
VS. OAKLAND	3	3	1	2	4	5
VS. SEATTLE	1	3	1	5	2	8
VS. TEXAS	0	3	2	5	2	8
<b>TOTALS VS. WEST</b>	<b>7</b>	<b>12</b>	<b>4</b>	<b>15</b>	<b>11</b>	<b>27</b>
<b>TOTALS VS. A.L.</b>	<b>27</b>	<b>45</b>	<b>30</b>	<b>42</b>	<b>57</b>	<b>87</b>
VS. CHICAGO - NL	2	1	0	0	2	1
VS. CINCINNATI	0	0	2	1	2	1
VS. MILWAUKEE	1	2	2	1	3	3
VS. PHILADELPHIA	1	2	0	0	1	2
VS. PITTSBURGH	0	0	1	2	1	2
<b>TOTALS VS. N.L.</b>	<b>4</b>	<b>5</b>	<b>5</b>	<b>4</b>	<b>9</b>	<b>9</b>
<b>OVERALL TOTALS</b>	<b>31</b>	<b>50</b>	<b>35</b>	<b>46</b>	<b>66</b>	<b>96</b>

DOUBLEHEADERS (HOME)  
DOUBLEHEADERS (ROAD)

WON 0    LOST 0    SPLIT 0  
WON 1    LOST 0    SPLIT 0

	MIN	OPP		WON	LOST
DOUBLE PLAYS	188	170	STARTERS	39	75
TRIPLE PLAYS	0	1	RELIEVERS	27	21
LEFT ON BASE	1144	1066	STREAKS	5	6
GRAND SLAM HR	2	5			
HOME RUNS - HOME	69	98			
HOME RUNS - ROAD	62	100			

	HOME		ROAD		TOTALS	
	W	L	W	L	W	L
SHUTOUTS	5	3	1	8	6	11
SHO - INDIVIDUAL	1	2	0	3	1	5
EXTRA INNINGS	3	1	5	4	8	5
ONE-RUN DECISIONS	12	18	14	10	26	28
TWO-RUN DECISIONS	3	4	8	6	11	10
VS. LH STARTERS	10	16	12	13	22	29
VS. RH STARTERS	21	34	23	33	44	67
GRASS FIELDS	31	50	34	41	65	91
ARTIFICIAL FIELDS	0	0	1	5	1	5
DAY GAMES	11	20	9	17	20	37
NIGHT GAMES	20	30	26	29	46	59

## ATTENDANCE

HOME	2,776,354 (81 DATES)	34,276 AVG
ROAD	2,264,492 (80 DATES)	28,306 AVG

# TWINS FINAL STATISTICS — 2012

PLAYER	AVG	G	AB	R	H	2B	3B	HR	RBI	SH	SF	HB	BB	SO	SB	CS	E	OBP
Burroughs	.118	10	17	0	2	1	0	0	1	0	0	0	1	3	0	0	0	.167
Butera	.198	42	111	7	22	6	0	1	5	0	0	2	9	26	0	0	1	.270
Carroll	.268	138	470	65	126	18	1	1	40	7	4	4	52	65	9	5	12	.343
Carson	.227	26	66	3	15	1	0	0	4	0	1	0	2	21	0	0	0	.246
Casilla	.241	106	299	33	72	17	2	1	30	3	5	3	16	52	21	1	9	.282
RIGHT	.296		71		21	5	0	0	8	1	1	0	5	9				.338
LEFT	.224		228		51	12	2	1	22	2	4	3	11	43				.264
Doumit	.275	134	484	56	133	34	1	18	75	0	8	7	29	98	0	0	5	.320
RIGHT	.247		154		38	9	0	5	22	0	3	4	6	29				.287
LEFT	.288		330		95	25	1	13	53	0	5	3	23	69				.335
Dozier	.234	84	316	33	74	11	1	6	33	4	3	1	16	58	9	2	15	.271
Escobar	.227	14	44	4	10	0	0	0	6	1	1	1	2	8	1	0	0	.271
RIGHT	.385		13		5	0	0	0	4	0	0	0	1	0				.429
LEFT	.161		31		5	0	0	0	2	1	1	1	1	8				.206
Florimon	.219	43	137	16	30	5	2	1	10	3	0	0	10	30	3	1	7	.272
RIGHT	.255		47		12	1	1	0	3	2	0	0	3	8				.300
LEFT	.200		90		18	4	1	1	7	1	0	0	7	22				.258
Herrmann	.056	7	18	0	1	0	0	0	1	0	0	0	1	5	0	0	0	.105
Hughes	.200	4	10	0	2	0	0	0	2	0	1	0	0	4	1	0	1	.182
Komatsu	.219	15	32	2	7	0	0	0	1	0	1	0	4	3	0	0	1	.297
Mastroianni	.252	77	163	22	41	3	2	3	17	3	1	1	18	45	21	3	3	.328
Mauer	.319	147	545	81	174	31	4	10	85	1	3	2	90	88	8	4	5	.416
Morneau	.267	134	505	63	135	26	2	19	77	0	10	6	49	102	1	0	6	.333
Nishioka	.000	3	12	0	0	0	0	0	1	0	1	0	1	1	0	0	2	.071
RIGHT	.000		0		0	0	0	0	0	0	0	0	0	0				.000
LEFT	.000		12		0	0	0	0	1	0	1	0	1	1				.071
Parmelee	.229	64	192	18	44	10	2	5	20	0	1	4	13	52	0	0	2	.290
Plouffe	.235	119	422	56	99	19	1	24	55	0	2	4	37	92	1	3	19	.301
Revere	.294	124	511	70	150	13	6	0	32	6	4	3	29	54	40	9	0	.333
Span	.283	128	516	71	146	38	4	4	41	4	1	0	47	62	17	6	4	.342
Thomas	.143	12	28	2	4	1	0	1	4	0	0	1	0	16	0	0	0	.172
Valencia	.198	34	126	13	25	6	1	2	17	0	3	0	3	32	0	1	4	.212
Willingham	.260	145	519	85	135	30	1	35	110	0	6	14	76	141	3	2	4	.366
Blackburn	.000	19	2	0	0	0	0	0	0	0	0	0	0	1	0	0	0	.000
Diamond	.143	27	7	1	1	0	0	0	0	1	0	0	0	4	0	0	0	.143
Duensing	.000	55	1	0	0	0	0	0	0	0	0	0	0	1	0	0	0	.000
Hendriks	.000	17	2	0	0	0	0	0	0	0	0	0	0	1	0	0	0	.000
Liriano	.000	22	3	0	0	0	0	0	0	0	0	0	0	2	0	0	0	.000
Pavano	.000	11	2	0	0	0	0	0	0	0	0	0	0	1	0	0	0	.000
Swarzak	.000	44	2	0	0	0	0	0	0	0	0	0	0	1	0	0	0	.000
MINNESOTA	.260	162	5562	701	1448	270	30	131	667	33	56	53	505	1069	135	37	107	.325
DH	.253	162	569	78	144	33	6	18	95	0	12	7	70	128	8	0	0	.336
PITCHERS	.053	162	19	1	1	0	0	0	0	1	0	0	0	11	0	0	7	.053
OPPONENTS	.274	162	5610	832	1536	285	31	198	799	34	48	57	465	943	111	24	110	.333

PITCHER	W	L	ERA	G	GS	C6	SH	SV	IP	H	R	ER	HR	HB	BB	SO	WP	BK	AVG
Blackburn	4	9	7.39	19	19	0	0	0	98.2	143	81	81	23	1	26	42	2	0	.340
Burnett	4	4	3.52	67	0	0	0	0	71.2	71	33	28	4	3	26	36	6	0	.257
Burton	3	2	2.18	64	0	0	0	5	62.0	41	21	15	5	5	16	55	0	0	.186
Butera	0	0	0.00	1	0	0	0	0	1.0	0	0	0	0	0	1	1	1	0	.000
Capps	1	4	3.68	30	0	0	0	14	29.1	28	13	12	5	0	4	18	3	0	.241
Deduno	6	5	4.44	15	15	0	0	0	79.0	69	40	39	10	5	53	57	5	0	.241
De Vries	5	5	4.11	17	16	0	0	0	87.2	88	48	40	16	4	18	58	1	0	.252
Diamond	12	9	3.54	27	27	1	1	0	173.0	184	76	68	17	4	31	90	10	0	.274
Duensing	4	12	5.12	55	11	0	0	0	109.0	126	71	62	10	2	27	69	5	0	.288
Fien	2	1	2.06	35	0	0	0	0	35.0	25	9	8	3	1	9	32	0	0	.195
Gray	6	1	5.71	49	0	0	0	0	52.0	58	34	33	9	4	22	26	5	1	.278
Hendriks	1	8	5.59	16	16	1	0	0	85.1	106	61	53	17	4	26	50	4	0	.305
Liriano	3	10	5.31	22	17	0	0	0	100.0	89	63	59	12	4	55	109	6	1	.239
Maloney	1	0	8.18	9	0	0	0	0	11.0	17	10	10	2	1	1	5	0	0	.347
Manship	0	0	7.89	12	0	0	0	0	21.2	29	19	19	4	1	7	12	0	0	.326
Marquis	2	4	8.47	7	7	0	0	0	34.0	52	33	32	9	3	14	12	1	0	.371
Oliveros	0	0	5.40	1	0	0	0	0	1.2	1	1	1	0	0	1	1	0	0	.167
Pavano	2	5	6.00	11	11	0	0	0	63.0	80	46	42	9	2	8	33	0	0	.313
Perdomo	0	0	3.18	15	0	0	0	0	17.0	15	8	6	2	0	12	8	1	0	.238
Perkins	3	1	2.56	70	0	0	0	16	70.1	57	25	20	8	3	16	78	3	0	.222
Robertson	2	2	5.40	40	0	0	0	0	25.0	21	16	15	4	1	14	26	1	0	.223
Swarzak	3	6	5.03	44	5	0	0	0	96.2	106	57	54	15	0	31	62	3	0	.284
Vasquez	0	2	5.68	6	6	0	0	0	31.2	32	20	20	2	1	19	14	1	0	.274
Waldrop	0	1	2.53	17	0	0	0	0	21.1	27	6	6	2	3	6	7	1	0	.318
Walters	2	5	5.69	12	12	1	0	0	61.2	71	41	39	12	3	22	42	1	0	.291
MINNESOTA	66	96	4.77	162	162	3	6	35	1438.2	1536	832	762	198	57	465	943	60	2	.274
OPPONENTS	96	66	3.82	162	162	8	11	43	1454.2	1448	701	617	131	53	505	1069	40	6	.260

# TWINS FINAL STATISTICS — 2012

## Fielding

PLAYER	POS	PCT	G	GS	PO	A	E	TC	DP	TP	PB
Blackburn.....	p	1.000	19	19	10	14	0	24	2	0	--
Burnett.....	p	1.000	67	0	4	10	0	14	1	0	--
Burroughs.....	1b	1.000	1	0	4	0	0	4	1	0	--
.....	3b	1.000	3	3	3	5	0	8	1	0	--
Burton.....	p	.929	64	0	2	11	1	14	0	0	--
Butera.....	c	.996	41	32	243	14	1	258	2	0	4
.....	p	.000	1	0	0	0	0	0	0	0	--
Capps.....	p	1.000	30	0	1	1	0	2	0	0	--
Carroll.....	2b	.981	66	64	115	194	6	315	46	0	--
.....	3b	.957	44	30	25	63	4	92	10	0	--
.....	ss	.989	37	36	53	120	2	175	29	0	--
Carson.....	of	1.000	22	16	25	3	0	28	1	0	--
Casilla.....	2b	.980	96	83	178	263	9	450	81	0	--
.....	3b	1.000	4	1	0	4	0	4	1	0	--
De Vries.....	p	.923	17	16	5	7	1	13	1	0	--
Deduno.....	p	.923	15	15	11	13	2	26	5	0	--
Diamond.....	p	1.000	27	27	10	21	0	31	1	0	--
Doumit.....	1b	1.000	1	0	3	0	0	3	0	0	--
.....	c	.994	59	56	290	22	2	314	3	0	2
.....	of	.933	22	22	42	0	3	45	0	0	--
Dozier.....	ss	.964	83	81	111	287	15	413	70	0	--
Duensing.....	p	1.000	55	11	5	13	0	18	1	0	--
Escobar.....	2b	1.000	8	8	18	27	0	45	7	0	--
.....	3b	1.000	3	2	0	5	0	5	0	0	--
.....	ss	1.000	6	3	7	15	0	22	4	0	--
Fien.....	p	1.000	35	0	1	2	0	3	0	0	--
Florimon.....	ss	.965	43	42	69	125	7	201	26	0	--
Gray.....	p	1.000	49	0	3	5	0	8	0	0	--
Hendriks.....	p	1.000	16	16	5	7	0	12	1	0	--
Herrmann.....	c	1.000	3	2	9	0	0	9	0	0	1
.....	of	1.000	2	1	1	0	0	1	0	0	--
Hughes.....	1b	1.000	1	1	10	0	0	10	0	0	--
.....	2b	.923	3	2	5	7	1	13	0	0	--
.....	3b	.000	1	0	0	0	0	0	0	0	--
Komatsu.....	of	.947	9	9	17	1	1	19	0	0	--
Liriano.....	p	1.000	22	17	3	19	0	22	2	0	--
Maloney.....	p	1.000	9	0	0	3	0	3	0	0	--
Manship.....	p	1.000	12	0	1	3	0	4	1	0	--
Marquis.....	p	1.000	7	7	1	7	0	8	0	0	--
Mastroianni.....	2b	.000	1	0	0	0	0	0	0	0	--
.....	of	.971	61	41	100	2	3	105	0	0	--
Mauer.....	1b	.993	30	30	265	17	2	284	22	0	--
.....	c	.993	74	72	425	25	3	453	5	0	1
Morneau.....	1b	.994	99	99	879	72	6	957	105	0	--
Nishioka.....	2b	.895	3	3	6	11	2	19	6	0	--
Oliveros.....	p	.000	1	0	0	0	0	0	0	0	--
Parmelee.....	1b	.994	38	31	295	25	2	322	43	0	--
.....	of	1.000	19	17	30	1	0	31	0	0	--
Pavano.....	p	1.000	11	11	5	5	0	10	0	0	--
Perdomo.....	p	1.000	15	0	6	3	0	9	1	0	--
Perkins.....	p	.938	70	0	2	13	1	16	0	0	--
Plouffe.....	1b	1.000	3	1	14	0	0	14	2	0	--
.....	2b	1.000	4	2	5	8	0	13	2	0	--
.....	3b	.935	95	93	64	180	17	261	14	0	--
.....	ss	.500	1	0	0	1	1	2	0	0	--
.....	of	.964	17	15	25	2	1	28	0	0	--
Revere.....	of	1.000	121	118	274	8	0	282	3	0	--
Robertson.....	p	.857	40	0	1	5	1	7	0	0	--
Span.....	of	.989	125	122	339	6	4	349	3	0	--
Swarzak.....	p	1.000	44	5	6	9	0	15	1	0	--
Thomas.....	of	1.000	11	7	19	1	0	20	0	0	--
Valencia.....	3b	.959	34	33	21	73	4	98	9	0	--
Vasquez.....	p	1.000	6	6	0	6	0	6	0	0	--
Waldrop.....	p	1.000	17	0	3	7	0	10	2	0	--
Walters.....	p	.923	12	12	5	7	1	13	1	0	--
Willingham.....	of	.984	119	118	237	6	4	247	2	0	--
<b>TOTALS</b>		<b>.983</b>	<b>162</b>	<b>162</b>	<b>4316</b>	<b>1784</b>	<b>107</b>	<b>6207</b>	<b>188</b>	<b>0</b>	<b>8</b>



# TWINS 2012 DAY-BY-DAY

Date	Opp.	Score	W/L	Rcd.	Pos.	GA/ GB	Daily Home Att.	Total Home Att.	Date	Winner	Loser	Save
<b>APRIL (6-16)</b> <b>Batting: .264 (199-for-753)</b> <b>Pitching: 6-16-4, 5.64 (190.0 ip, 119 er)</b>												
6-----	Bal.	2- 4	L	0- 1	T2	-1.0				Arrieta	Pavano	Johnson
7-----	Bal.	2- 8	L	0- 2	T4	-2.0				Hunter	Liriano	
8-----	Bal.	1- 3	L	0- 3	5	-3.0				Hammel	Swarzak	Johnson
9-----	LAA.	1- 5	L	0- 4	5	-4.0	*39,414	39,414	1	Wilson	Blackburn	
10-----	OFF DAY				5	-4.0						
11-----	LAA.	6- 5	W	1- 4	T3	-3.0	31,413	70,827	2	Gray	Takahashi	Capps
12-----	LAA.	10- 9	W	2- 4	4	-3.0	31,782	102,609	3	Gray	Thompson	Capps
13-----	Tex.	1- 4	L	2- 5	5	-3.0	31,400	134,009	4	Harrison	Swarzak	Ogando
14-----	Tex.	2- 6	L	2- 6	5	-3.5	35,854	169,863	5	Ross	Duensing	
15-----	Tex.	3- 4	L	2- 7	5	-4.0	32,093	201,956	6	Ross	Perkins	Nathan
16-----	NY.Y.	7- 3	W	3- 7	T4	-4.0				Pavano	Garcia	
17-----	NY.Y.	3- 8	L	3- 8	T4	-5.0				Sabathia	Liriano	
18-----	NY.Y.	6- 5	W	4- 8	4	-5.0				Marquis	Kuroda	Capps
19-----	NY.Y.	6- 7	L	4- 9	4	-5.0				Hughes	Swarzak	Rivera
20-----	T.B.	5- 4	W	5- 9	4	-4.5				Maloney	Gomes	Capps
21-----	T.B.	2- 4	L	5-10	4	-5.0				Shields	Pavano	Rodney
22-----	T.B.	2- 6	L	5-11	4	-5.0				Niemann	Liriano	
23-----	Bos.	5- 6	L	5-12	4	-5.5	32,351	234,307	7	Bard	Capps	Aceves
24-----	Bos.	2-11	L	5-13	4	-5.5	33,651	267,958	8	Beckett	Blackburn	
25-----	Bos.	6- 7	L	5-14	4	-5.5	32,254	300,212	9	Buchholz	Hendriks	Aceves
26-----	OFF DAY				T4	-5.0						
27-----	K.C.	6- 7	L	5-15	5	-6.0	33,315	333,527	10	Mijares	Duensing	Broxton
28-----	K.C.	PPD			5	-5.5						
29-----	K.C.	7- 4	W	6-15	T4	-5.5	34,201	367,728	11	Marquis	Chen	
30-----	LAA.	3- 4	L	6-16	5	-6.0				Wilson	Blackburn	Downs
<b>MAY (12-16)</b> <b>Batting: .227 (208-for-915)</b> <b>Pitching: 12-16-6, 4.96 (247.0 ip, 136 er)</b>												
1-----	LAA.	0- 4	L	6-17	5	-6.0				Williams	Liriano	
2-----	LAA.	0- 9	L	6-18	5	-7.0				Weaver	Hendriks	
3-----	OFF DAY				5	-7.5						
4-----	Sea.	3- 2	W	7-18	5	-7.5				Pavano	Wilhemsen	Capps
5-----	Sea.	0- 7	L	7-19	5	-7.5				Hernandez	Marquis	
6-----	Sea.	2- 5	L	7-20	5	-8.5				Noesi	Blackburn	
7-----	LAA.	3- 8	L	7-21	5	-10.0	31,382	399,110	12	Weaver	Liriano	
8-----	LAA.	5- 0	W	8-21	5	-9.0	30,776	429,886	13	Diamond	Haren	
9-----	LAA.	2- 6	L	8-22	5	-9.0	31,915	461,801	14	Santana	Pavano	
10-----	Tor.	2- 6	L	8-23	5	-10.0	31,438	493,239	15	Alvarez	Marquis	
11-----	Tor.	7- 6	W	9-23	5	-9.0	33,387	526,626	16	Blackburn	Drabek	Capps
12-----	Tor.	1- 2	L	9-24	5	-9.0	*38,820	565,446	17	Hutchison	Walters	Janssen
13-----	Tor.	4- 3	W	10-24	5	-8.0	36,889	602,335	18	Diamond	Romero	
14-----	Cle.	4- 5	L	10-25	5	-9.0	32,313	634,648	19	Smith	Capps	C. Perez
15-----	Cle.	0- 5	L	10-26	5	-10.0	35,732	670,380	20	Lowe	Marquis	
16-----	Det.	11-7	W	11-26	5	-10.0				Burnett	Below	
17-----	Det.	4- 3	W	12-26	5	-10.0				Walters	Fister	Capps
18-----	Mil.	11-3	W	13-26	5	-9.0				Diamond	Estrada	
19-----	Mil.	^5- 4	W	14-26	5	-9.0				Gray	Parra	Capps
20-----	Mil.	4-16	L	14-27	5	-9.0				Greinke	Marquis	
21-----	OFF DAY				5	-9.0						
22-----	CWS.	9- 2	W	15-27	5	-9.0				Walters	Floyd	
23-----	CWS.	0- 6	L	15-28	5	-10.0				Sale	Diamond	
24-----	CWS.	8-11	L	15-29	5	-11.0				Jones	De Vries	
25-----	Det.	6-10	L	15-30	5	-11.0	37,688	708,068	21	Smily	Swarzak	
26-----	Det.	3- 6	L	15-31	5	-11.0	37,360	745,428	22	Scherzer	Pavano	Valverde
27-----	Det.	3- 4	L	15-32	5	-11.0	*38,710	784,138	23	Villarreal	Capps	Valverde
28-----	Oak.	5- 4	W	16-32	5	-11.0	34,709	818,847	24	Burnett	Cook	Capps
29-----	Oak.	3- 2	W	17-32	5	-10.5	31,781	850,628	25	Perkins	Fuentes	
30-----	Oak.	4- 0	W	18-32	5	-10.5	35,103	885,731	26	Liriano	Ross	
31-----	OFF DAY				5	-10.5						
<b>JUNE (14-13)</b> <b>Batting: .278 (265-for-953)</b> <b>Pitching: 14-13-8, 4.33 (245.0 ip, 118 er)</b>												
1-----	Cle.	1- 7	L	18-33	5	-11.5				Lowe	Pavano	
2-----	Cle.	7- 4	W	19-33	5	-10.5				Duensing	Tomlin	Capps
3-----	Cle.	6- 3	W	20-33	5	-10.5				Diamond	Masterson	Capps
4-----	K.C.	10- 7	W	21-33	5	-10.0				De Vries	Smith	Capps
5-----	K.C.	0- 1	L	21-34	5	-10.0				Chen	Liriano	Broxton
6-----	K.C.	4- 2	W	22-34	5	-9.0				Blackburn	Mendoza	Capps
7-----	OFF DAY				5	-9.5						

# TWINS' 2012 DAY-BY-DAY

Date	Opp.	Score	W/L	Rcd.	Pos.	GA/ GB	Daily Home Att.	Total Home Att.	Date	Winner	Loser	Save
8-----	CHC.	^8- 7	W	23-34	5	-8.5	38,014	923,745	27	Capps	Camp	
9-----	CHC.	11-3	W	24-34	5	-8.5	*39,309	963,054	28	Diamond	Samardzija	
10-----	CHC.	2- 8	L	24-35	5	-8.5	37,526	1,000,580	29	Dempster	Liriano	
11-----	OFF DAY				5	-8.5						
12-----	Phi.	11-7	W	25-35	5	-8.5	32,622	1,033,202	30	Blackburn	Kendrick	
13-----	Phi.	8- 9	L	25-36	5	-8.5	32,581	1,065,783	31	Hamels	Walters	Papelbon
14-----	Phi.	1- 6	L	25-37	5	-8.5	32,205	1,097,988	32	Blanton	Diamond	
15-----	Mil.	3- 5	L	25-38	5	-8.5	37,295	1,135,283	33	Loe	Capps	Axford
16-----	Mil.	2- 6	L	25-39	5	-9.5	37,698	1,172,981	34	Fiers	Hendriks	
17-----	Mil.	^5- 4	W	26-39	5	-8.5	*39,206	1,212,187	35	Swarzak	Dillard	
18-----	OFF DAY				5	-8.0						
19-----	Pit.	2- 7	L	26-40	5	-8.5				Correia	Diamond	
20-----	Pit.	2- 1	W	27-40	5	-8.5				Burton	Grilli	
21-----	Pit.	1- 9	L	27-41	5	-9.0				McDonald	Hendriks	
22-----	Cin.	5- 4	W	28-41	5	-9.0				Blackburn	Bailey	Perkins
23-----	Cin.	0- 6	L	28-42	5	-9.0				Cueto	Duensing	
24-----	Cin.	4- 3	W	29-42	5	-8.5				Diamond	Chapman	Burton
25-----	CWS.	4- 1	W	30-42	5	-7.5	35,659	1,247,846	36	Liriano	Peavy	Burton
26-----	CWS.	2- 3	L	30-43	5	-8.5	35,102	1,282,948	37	Floyd	Hendriks	Reed
27-----	CWS.	5-12	L	30-44	5	-10.0	36,539	1,319,487	38	Sale	Blackburn	
28-----	OFF DAY				5	-10.0						
29-----	K.C.	3- 4	L	30-45	5	-11.0	33,359	1,352,846	39	Mendoza	Duensing	Broxton
#30-----	K.C.	7- 2	W	31-45	5	-9.5	37,694	1,390,540	40	Diamond	Sanchez	
-----	K.C.	5- 1	W	32-45	5	-9.5	37,629	1,428,169	41	De Vries	Hochevar	
<b>JULY (12-14)                      Batting: .287 (263-for-915)                      Pitching: 12-14-4, 4.78 (233.1 ip, 124 er)</b>												
1-----	K.C.	10- 8	W	33-45	5	-8.5	37,819	1,465,988	42	Gray	Chen	
2-----	Det.	6- 4	W	34-45	5	-8.0				Swarzak	Fister	Perkins
3-----	Det.	8- 6	W	35-45	5	-8.0				Gray	Villarreal	Perkins
4-----	Det.	1- 5	L	35-46	5	-9.0				Verlander	Duensing	
5-----	Det.	3- 7	L	35-47	5	-10.0				Dotel	Burnett	
6-----	Tex.	5- 1	W	36-47	5	-10.0				Liriano	Perez	
7-----	Tex.	^3- 4	L	36-48	5	-11.0				Nathan	Waldrop	
8-----	Tex.	^3- 4	L	36-49	5	-11.0				Feldman	Burnett	
9-----	All Star Break											
10-----	All Star Game — National League 8 - American League 0										Cain	Verlander
11-----	All Star Break											
12-----	OFF DAY											
13-----	Oak.	3- 6	L	36-50	5	-12.0	33,230	1,499,218	43	Griffin	Liriano	Cook
14-----	Oak.	3- 9	L	36-51	5	-12.0	*39,084	1,538,302	44	Milone	De Vries	
15-----	Oak.	4- 9	L	36-52	5	-13.0	36,853	1,575,155	45	Parker	Duensing	
16-----	Bal.	19-7	W	37-52	5	-12.0	32,445	1,607,600	46	Diamond	Tillman	
17-----	Bal.	6- 4	W	38-52	5	-12.0	32,202	1,639,802	47	Burnett	Ayala	Burton
18-----	Bal.	1- 2	L	38-53	5	-12.0	33,195	1,672,997	48	Hunter	Liriano	Johnson
19-----	Bal.	3- 4	L	38-54	5	-12.0	37,676	1,710,673	49	Chen	Burnett	Johnson
20-----	K.C.	^2- 1	W	39-54	5	-11.0				Fien	Broxton	Perkins
21-----	K.C.	3- 7	L	39-55	5	-11.5				Mendoza	Diamond	Crow
22-----	K.C.	7- 5	W	40-55	5	-11.5				Deduno	Guthrie	
23-----	CWS.	4- 7	L	40-56	5	-12.0				Floyd	Liriano	Reed
24-----	CWS.	4-11	L	40-57	5	-12.0				Jones	Fien	
25-----	CWS.	2- 8	L	40-58	5	-13.0				Peavy	Blackburn	
26-----	OFF DAY				5	-13.0						
27-----	Cle.	11-0	W	41-58	4	-13.0	37,820	1,748,493	50	Diamond	Tomlin	
28-----	Cle.	12-5	W	42-58	4	-13.0	*39,166	1,787,659	51	Deduno	Masterson	
29-----	Cle.	5- 1	W	43-58	4	-12.0	34,720	1,822,379	52	Duensing	Jimenez	
30-----	CWS.	7- 6	W	44-58	4	-11.0	35,018	1,857,397	53	Perkins	Myers	
31-----	CWS.	3- 4	L	44-59	4	-12.0	36,424	1,893,821	54	Thornton	Gray	Reed
<b>AUGUST (9-19)                      Batting: .253 (244-for-966)                      Pitching: 9-19-4, 4.42 (244.1 ip, 120 er)</b>												
1-----	CWS.	2- 3	L	44-60	4	-13.0	34,823	1,928,644	55	Peavy	Diamond	Reed
2-----	Bos.	5- 0	W	45-60	4	-12.5				Deduno	Lester	Perkins
3-----	Bos.	^6- 5	W	46-60	4	-12.5				Gray	Padilla	Burton
4-----	Bos.	6- 4	W	47-60	4	-11.5				Burnett	Aceves	Burton
5-----	Bos.	4- 6	L	47-61	4	-12.5				Morales	Blackburn	Aceves
6-----	Cle.	14-3	W	48-61	4	-12.5				Diamond	McAllister	
7-----	Cle.	7- 5	W	49-61	4	-11.5				Robertson	Perez	Perkins
8-----	Cle.	2- 6	L	49-62	4	-11.5				Masterson	Duensing	
9-----	OFF DAY				4	-11.5						
10-----	T.B.	6-12	L	49-63	4	-12.5	38,108	1,966,752	56	Hellickson	De Vries	

# TWINS' 2012 DAY-BY-DAY

Date	Opp.	Score	W/L	Rcd.	Pos.	GA/ GB	Daily Home Att.	Total Home Att.	Date	Winner	Loser	Save
11-----	T.B.	2- 4	L	49-64	5	-12.5	*39,512	2,006,264	57	Price	Blackburn	Rodney
12-----	T.B.	^3- 7	L	49-65	5	-13.5	35,327	2,041,591	58	Farnsworth	Burnett	Rodney
13-----	Det.	9- 3	W	50-65	4	-12.5	34,366	2,075,957	59	Deduno	Sanchez	
14-----	Det.	4- 8	L	50-66	5	-13.5	37,544	2,113,501	60	Fister	Duensing	
15-----	Det.	1- 5	L	50-67	5	-14.5	37,118	2,150,619	61	Scherzer	De Vries	
16-----	OFF DAY				5	-15.0						
17-----	Sea.	3- 5	L	50-68	5	-15.0				Iwakuma	Blackburn	Wilhelmsen
18-----	Sea.	2- 3	L	50-69	5	-15.0				Wilhelmsen	Robertson	
19-----	Sea.	1- 5	L	50-70	5	-15.0				Beavan	Deduno	Kinney
20-----	Oak.	7- 2	W	51-70	5	-15.0				Duensing	McCarthy	
21-----	Oak.	1- 4	L	51-71	5	-16.0				Anderson	De Vries	Balfour
22-----	Oak.	1- 5	L	51-72	5	-17.0				Milone	Hendriks	
23-----	Tex.	6-10	L	51-73	5	-17.5				Adams	Burton	Nathan
24-----	Tex.	0- 8	L	51-74	5	-18.5				Harrison	Deduno	
25-----	Tex.	3- 9	L	51-75	5	-19.5				Dempster	Duensing	
26-----	Tex.	6- 5	W	52-75	5	-19.5				De Vries	Feldman	Perkins
27-----	Sea.	0- 1	L	52-76	5	-19.5	31,883	2,182,502	62	Hernandez	Hendriks	
28-----	Sea.	2- 5	L	52-77	5	-19.5	29,854	2,212,356	63	Iwakuma	Diamond	Wilhelmsen
29-----	Sea.	10-0	W	53-77	5	-19.5	29,281	2,241,637	64	Deduno	Vargas	
30-----	Sea.	4- 5	L	53-78	5	-19.5	32,578	2,274,215	65	Beavan	Duensing	Wilhelmsen
31-----	K.C.	PPD			5	-19.0						
<b>SEPTEMBER (13-15)                      Batting: .254 (243-for-956)                      Pitching: 13-15-8, 4.73 (253.1 ip, 133 er)</b>												
##1-----	K.C.	3- 1	W	54-78	5	-18.5				De Vries	Smith	Perkins
-----	K.C.	8- 7	W	55-78	5	-17.5				Swarzak	Hochevar	Perkins
2-----	K.C.	4- 6	L	55-79	5	-17.5				Collins	Vasquez	Holland
3-----	CWS.	2- 4	L	55-80	5	-18.5				Santiago	Deduno	Reed
4-----	CWS.	18- 9	W	56-80	5	-17.5				Diamond	Quintana	
5-----	CWS.	2- 6	L	56-81	5	-18.5				Peavy	Walters	
6-----	OFF DAY				5	-18.5						
7-----	Cle.	6- 7	L	56-82	5	-18.5	30,111	2,304,326	66	Huff	Robertson	Perez
8-----	Cle.	3- 0	W	57-82	5	-18.5	33,698	2,338,024	67	De Vries	McAllister	Perkins
9-----	Cle.	8- 7	W	58-82	5	-17.5	30,219	2,368,243	68	Duensing	Pestano	
10-----	Cle.	7- 2	W	59-82	T4	-17.5	27,526	2,395,769	69	Deduno	Masterson	
11-----	K.C.	1- 9	L	59-83	T4	-17.5	28,993	2,424,762	70	Smith	Diamond	
12-----	K.C.	5-10	L	59-84	T4	-17.5	28,139	2,452,901	71	Hochevar	Walters	
13-----	K.C.	^4- 3	W	60-84	T4	-17.0	28,669	2,481,570	72	Perkins	Bueno	
14-----	CWS.	0- 6	L	60-85	T4	-18.0	30,729	2,512,299	73	Sale	Vasquez	
15-----	CWS.	3- 5	L	60-86	T4	-19.0	36,308	2,548,607	74	Liriano	Deduno	Thornton
16-----	CWS.	2- 9	L	60-87	5	-20.0	31,722	2,580,329	75	Peavy	Diamond	
17-----	OFF DAY				5	-20.5						
18-----	Cle.	^6- 5	W	61-87	T4	-20.5				Robertson	Maine	Perkins
19-----	Cle.	6- 4	W	62-87	4	-19.5				Hendriks	McAllister	Perkins
20-----	Cle.	^4- 3	L	62-88	T4	-19.5				Rogers	Swarzak	
21-----	Det.	PPD										
22-----	Det.	0- 8	L	62-89	T4	-19.5				Fister	Deduno	
23-----	Det.	10- 4	W	63-89	4	-18.5				Diamond	Scherzer	
###-----	Det.	^2- 1	W	64-89	4	-17.5				Burton	Valverde	Perkins
24-----	NY.	3- 6	L	64-90	4	-18.5	33,720	2,614,049	76	Pettitte	Hendriks	
25-----	NY.	5- 4	W	65-90	4	-17.5	33,346	2,647,395	77	Fien	Hughes	Perkins
26-----	NY.	2- 8	L	65-91	T4	-18.5	33,251	2,680,646	78	Sabathia	Duensing	
27-----	OFF DAY				T4	-19.0						
28-----	Det.	4- 2	W	66-91	T4	-18.0	30,315	2,710,961	79	Burton	Villarreal	Perkins
29-----	Det.	4- 6	L	66-92	T4	-19.0	32,839	2,743,800	80	Verlander	Walters	Valverde
30-----	Det.	1- 2	L	66-93	5	-20.0	32,554	2,776,354	81	Coke	Burton	Valverde
<b>OCTOBER (0-3)                      Batting: .250 (26-for-104)                      Pitching: 0-3-0, 4.21 (25.2 ip, 12 er)</b>												
1-----	Tor.	^5- 6	L	66-94	5	-21.0				Lyon	Duensing	
2-----	Tor.	3- 4	L	66-95	5	-21.0				Jenkins	Swarzak	Janssen
3-----	Tor.	1- 2	L	66-96	5	-22.0				Morrow	Diamond	Lyon

\* - Denotes Sellout

# - Denotes makeup game from rainout on 4/28

## - Denotes Makeup game from rainout on 8/31

### - Denotes makup game from rainout on 9/21

^ - Extra innings (8-5)

# TWINS' 2012 HOME RUNS

## HOME RUNS BY POSITION

C	1B	2B	3B	SS	LF	CF	RF	DH	PH	TOTAL
13	19	1	24	7	36	4	10	17	0	131

### DREW BUTERA (1)

No.	Date	Opp.	Runs	Pitcher
1	7/1	K.C.	3	Crow

### JAMEY CARROLL (1)

No.	Date	Opp.	Runs	Pitcher
1	9/3	@CWS	1	Santiago

### ALEXI CASILLA (1)

No.	Date	Opp.	Runs	Pitcher
1	8/8	@Cle.	2	Masterson

### RYAN DOUMIT (18)

No.	Date	Opp.	Runs	Pitcher
1	4/19	@NYY.	2	Hughes
2	5/6	@Sea.	1	Noesi
3	5/6	@Sea.	1	Wilhelmsen
4	5/8	LAA	2	Haren
5	5/14	Cle.	2	Hagadone
6	6/8	ChC	1	Russell
7	6/22	Cin.	1	Bailey
8	7/22	@K.C.	1	Guthrie
9	7/22	@K.C.	1	Collins
10	7/23	@CWS.	1	Crain
11	8/5	@Bos.	2	Padilla
12	8/6	@Cle.	3	Tomlin
13	8/10	T.B.	1	Hellickson
14	8/13	Det.	3	Below
15	9/4	@CWS.	1	Omogrosso
16	9/10	Cle.	1	Herrmann
17	9/28	Det.	2	Coke
18	9/29	Det.	4	Benoit

### BRIAN DOZIER (6)

No.	Date	Opp.	Runs	Pitcher
1	5/13	Tor.	1	Romero
2	5/16	@Det.	3	Porcello
3	6/27	CWS	1	Sale
4	7/14	Oak.	1	Milone
5	8/2	@Bos.	2	Aceves
6	8/11	T.B.	1	Price

### PEDRO FLORIMON (1)

No.	Date	Opp.	Runs	Pitcher
1	9/24	NYY.	1	Wade

### DARIN MASTROIANNI (3)

No.	Date	Opp.	Runs	Pitcher
1	6/27	CWS	2	Ohman
2	7/20	@K.C.	1	Hochevar
3	8/13	Det.	1	Sanchez

### JOE MAUER (10)

No.	Date	Opp.	Runs	Pitcher
1	4/12	LAA	3	Haren
2	5/24	@CWS	1	Humber
3	6/2	@Cle.	2	Sipp
4	6/30	K.C.	1	Hochevar
5	7/3	@Det.	1	Benoit
6	7/16	Bal.	1	Socolovich
7	8/4	@Bos.	3	Aceves
8	8/17	@Sea.	1	Pryor
9	9/1	@K.C.	4	Hochevar
10	9/16	CWS.	1	Peavy

### JUSTIN MORNEAU (19)

No.	Date	Opp.	Runs	Pitcher
1	4/12	LAA	2	Thompson
2	4/16	@NYY	1	Garcia
3	4/18	@NYY	2	Kuroda
4	4/18	@NYY	1	Kuroda
5	5/17	@Det.	2	Fister
6	5/22	@CWS	3	Floyd
7	5/24	@CWS	1	Ohman
8	5/24	@CWS	2	Reed
9	5/26	Det.	1	Scherzer
10	6/4	@K.C.	2	W. Smith
11	7/6	@Tex.	1	Scheppers
12	7/27	Cle.	3	Tomlin
13	7/29	Cle.	2	Jimenez
14	8/6	@Cle.	1	McAllister
15	8/6	@Cle.	2	Tomlin
16	8/12	T.B.	2	Shields
17	8/25	@Tex.	1	Dempster
18	9/9	Cle.	2	Kluber
19	9/9	Cle.	1	Pestano

### CHRIS PARMELEE (5)

No.	Date	Opp.	Runs	Pitcher
1	6/30	K.C.	1	Hochevar
2	7/4	@Det.	1	Verlander
3	9/1	@K.C.	3	Hochevar
4	9/2	@K.C.	1	Mendoza
5	9/4	@CWS	3	Humber

### TREVOR PLOUFFE (24)

No.	Date	Opp.	Runs	Pitcher
1	4/27	K.C.	1	Teaford
2	5/16	@Det.	2	Balester
3	5/17	@Det.	1	Fister
4	5/19	@Mil.	1	Parra
5	5/28	Oak.	1	Blackley
6	6/2	@Cle.	1	Tomlin
7	6/4	@K.C.	1	W. Smith
8	6/8	ChC.	1	T. Wood
9	6/9	ChC.	1	Coleman
10	6/12	Phi.	2	Kendrick
11	6/13	Phi.	1	Hamels
12	6/14	Phi.	1	Blanton
13	6/15	Mil.	1	Gallardo
14	6/15	Mil.	1	Gallardo
15	6/24	@Cin.	1	Leake
16	6/30	K.C.	1	Hottovy
17	7/1	K.C.	1	Chen
18	7/1	K.C.	1	Chen
19	7/3	@Det.	2	Ortega
20	8/29	Sea.	2	Vargas
21	9/13	K.C.	1	Holland
22	9/15	CWS.	2	Liriano
23	9/20	@Cle.	1	Kluber
24	10/1	@Tor.	2	Laffey

### DENARD SPAN (4)

No.	Date	Opp.	Runs	Pitcher
1	5/26	Det.	1	Scherzer
2	6/12	Phi.	1	Kendrick
3	6/19	@Pit.	2	Cruz
4	10/2	@Tor.	2	Jenkins

### CLETE THOMAS (1)

No.	Date	Opp.	Runs	Pitcher
1	4/15	Tex.	2	Feliz

### DANNY VALENCIA (2)

No.	Date	Opp.	Runs	Pitcher
1	4/23	Bos.	2	Lester
2	8/1	CWS	1	Peavy

### JOSH WILLINGHAM (35)

No.	Date	Opp.	Runs	Pitcher
1	4/6	@Bal.	2	Patton
2	4/9	LAA	1	Wilson
3	4/11	LAA	2	Weaver
4	4/12	LAA	1	Jepsen
5	4/17	@NYY	1	Sabathia
6	5/9	LAA	1	E. Santana
7	5/10	Tor.	1	Alvarez
8	5/18	@Mil.	2	Estrada
9	5/29	Oak.	3	Fuentes
10	5/30	Oak.	2	Ross
11	6/4	@K.C.	2	W. Smith
12	6/12	Phi.	1	Savery
13	6/13	Phi.	1	Hamels
14	6/20	@Pit.	1	Grilli
15	6/24	@Cin.	2	Chapman
16	6/30	K.C.	2	Hochevar
17	7/1	K.C.	3	Chen
18	7/3	@Det.	2	Below
19	7/7	@Tex.	1	Holland
20	7/13	Oak.	1	Griffin
21	7/13	Oak.	2	Griffin
22	7/14	Oak.	1	Norberto
23	7/18	Bal.	1	Hunter
24	7/24	@CWS	1	Quintana
25	7/24	@CWS	3	Quintana
26	7/27	Cle.	3	Tomlin
27	7/28	Cle.	2	Masterson
28	8/5	@Bos.	1	Padilla
29	8/6	@Cle.	1	McAllister
30	8/14	Det.	3	Fister
31	8/17	@Sea.	1	Pryor
32	8/29	Sea.	1	Vargas
33	8/30	Sea.	2	Pryor
34	9/13	K.C.	1	Mendoza
35	9/19	@Cle.	2	McAllister

# TWINS' 2012 TRANSACTIONS

DATE	NO	PLAYER	POS	TRANSACTION
01-17-12	47	Liriano, Francisco .....	lhp	Signed to one-year contract.
	15	Perkins, Glen .....	lhp	Signed to one-year contract.
01-19-12	54	Zumaya, Joel .....	rhp	Signed to one-year contract.
02-09-12	19	Mastroianni, Darin .....	of	Claimed off waivers from Toronto.
	59	Vasquez, Esmerling .....	rhp	Designated for assignment.
02-13-12	59	Vasquez, Esmerling .....	rhp	Outrighted to Triple-A Rochester.
02-15-12	12	Casilla, Alexi .....	if	Signed to one-year contract.
03-08-12	15	Perkins, Glen .....	lhp	Signed to three-year contract extension.
03-15-12	58	Diamond, Scott .....	lhp	Optioned to Triple-A Rochester.
	76	Guerra, Deolis .....	rhp	Optioned to Triple-A Rochester.
	17	Oliveros, Lester .....	rhp	Optioned to Triple-A Rochester.
	64	Robertson, Tyler .....	lhp	Optioned to Triple-A Rochester.
	80	Arcia, Oswaldo .....	of	Optioned to Single-A Ft. Myers.
	39	Pearce, Steve .....	if	Reassigned to Minor League camp.
	95	Rams, Danny .....	c	Reassigned to Minor League camp.
	65	Thompson, Aaron .....	lhp	Reassigned to Minor League camp.
03-19-12	72	Gutierrez, Carlos .....	rhp	Optioned to Triple-A Rochester.
	1	Nishioka, Tsuyoshi .....	if	Optioned to Triple-A Rochester.
	23	Tosoni, Rene .....	of	Optioned to Triple-A Rochester.
	50	Bulger, Jason .....	rhp	Reassigned to Minor League camp.
	67	Perdomo, Luis .....	rhp	Reassigned to Minor League camp.
	68	Thompson, Daryl .....	rhp	Reassigned to Minor League camp.
	59	Vasquez, Esmerling .....	rhp	Reassigned to Minor League camp.
	74	Walters, P.J. ....	rhp	Reassigned to Minor League camp.
	82	Herrmann, Chris .....	c	Reassigned to Minor League camp.
	84	Rohlfing, Dan .....	c	Reassigned to Minor League camp.
	70	Bates, Aaron .....	if	Reassigned to Minor League camp.
	78	Ramirez, Wilkin .....	of	Reassigned to Minor League camp.
03-21-12	56	Doyle, Terry .....	rhp	Returned as Rule 5 pick to Chicago White Sox.
03-22-12	69	Deduno, Sam .....	rhp	Reassigned to Minor League camp.
	20	Dumatrait, Phil .....	lhp	Reassigned to Minor League camp.
	81	Lehmann, Danny .....	c	Reassigned to Minor League camp.
	83	Chang, Ray .....	if	Reassigned to Minor League camp.
	79	Carson, Matt .....	of	Reassigned to Minor League camp.
03-26-12	66	Wise, Brendan .....	rhp	Reassigned to Minor League camp.
03-27-12	63	Benson, Joe .....	of	Optioned to Triple-A Rochester.
	49	Manship, Jeff .....	rhp	Optioned to Triple-A Rochester.
	71	Florimon, Pedro .....	if	Reassigned to Minor League camp.
	32	Rivera, Rene .....	c	Reassigned to Minor League camp.
	54	Zumaya, Joel .....	rhp	Released from roster.
03-31-12	41	Butera, Drew .....	c	Optioned to Triple-A Rochester.
	73	Hollimon, Michael .....	if	Reassigned to Minor League camp.
	57	Waldrop, Kyle .....	rhp	Placed on 15-day disabled list (retro to 3/26).
04-01-12	85	Fien, Casey .....	rhp	Reassigned to Minor League camp.
	5	Towles, J.R. ....	c	Reassigned to Minor League camp.
	77	Dozier, Brian .....	if	Reassigned to Minor League camp.
	26	Dinkelman, Brian .....	of	Reassigned to Minor League camp.
04-04-12	30	Baker, Scott .....	rhp	Placed on 15-day disabled list (retro to 3/27).
	21	Marquis, Jason .....	rhp	Optioned to Double-A New Britain.
	61	Burton, Jared .....	rhp	Contract selected from Triple-A Rochester.
	37	Burroughs, Sean .....	if	Contract selected from Triple-A Rochester.
04-14-12	11	Revere, Ben .....	of	Optioned to Triple-A Rochester.
04-15-12	30	Baker, Scott .....	rhp	Transferred to 60-day disabled list.
	36	Thomas, Clete .....	of	Claimed off waivers from Detroit.
04-18-12	21	Marquis, Jason .....	rhp	Recalled from Double-A New Britain.
	38	Hughes, Luke .....	if	Designated for release or assignment.
04-25-12	16	Willingham, Josh .....	of	Placed on Paternity List.
	11	Revere, Ben .....	of	Recalled from Triple-A Rochester.
04-27-12	11	Revere, Ben .....	of	Optioned to Triple-A Rochester.
04-28-12	16	Willingham, Josh .....	of	Reinstated from Paternity List.
05-01-12	41	Butera, Drew .....	c	Recalled from Triple-A Rochester.
	37	Burroughs, Sean .....	if	Designated for release or assignment.
05-04-12	25	Komatsu, Erik .....	of	Claimed off waivers from St. Louis.
	36	Thomas, Clete .....	of	Designated for release or assignment.
	37	Burroughs, Sean .....	if	Assigned outright to Triple-A Rochester.

# TWINS' 2012 TRANSACTIONS

DATE	NO	PLAYER	POS	TRANSACTION
05-07-12	33	Morneau, Justin	1b	Placed on 15-day disabled list (retro to 5/1).
	62	Hendriks, Liam	rhp	Optioned to Triple-A Rochester.
	20	Dozier, Brian	if	Contract selected from Triple-A Rochester.
	58	Diamond, Scott	lhp	Recalled from Triple-A Rochester.
05-09-12	44	Maloney, Matt	lhp	Designated for release or assignment.
	22	Valencia, Danny	if	Optioned to Triple-A Rochester.
05-10-12	19	Mastroianni, Darin	of	Recalled from Triple-A Rochester.
	39	Walters, P.J.	rhp	Contract selected from Triple-A Rochester.
05-12-12	44	Maloney, Matt	lhp	Assigned outright to Triple-A Rochester.
05-15-12	27	Parmelee, Chris	1b	Optioned to Triple-A Rochester.
05-16-12	33	Morneau, Justin	1b	Reinstated from 15-day disabled list.
05-17-12	53	Blackburn, Nick	rhp	Placed on 15-day disabled list.
	11	Revere, Ben	of	Recalled from Triple-A Rochester.
05-22-12	21	Marquis, Jason	rhp	Designated for release or assignment.
	38	DeVries, Cole	rhp	Contract selected from Triple-A Rochester.
05-27-12	25	Komatsu, Erik	of	Designated for release or assignment
	49	Manship, Jeff	rhp	Recalled from Triple-A Rochester.
05-28-12	21	Marquis, Jason	rhp	Released.
05-29-12	25	Komatsu, Erik	of	Returned as Rule 5 pick to Washington.
06-01-12	57	Waldrop, Kyle	rhp	Returned from rehab assignment and optioned to Triple-A Rochester.
06-04-12	48	Pavano, Carl	rhp	Placed on 15-day disabled list (retro to 6/2).
	53	Blackburn, Nick	rhp	Returned from rehab assignment and reinstated from 15-day disabled list.
06-07-12	38	De Vries, Cole	rhp	Optioned to Triple-A Rochester.
06-08-12	27	Parmelee, Chris	if	Recalled from Triple-A Rochester.
06-14-12	39	Walters, P.J.	rhp	Placed on 15-day disabled list.
	17	Oliveros, Lester	rhp	Recalled from Triple-A Rochester.
06-15-12	17	Oliveros, Lester	rhp	Optioned to Triple-A Rochester.
06-16-12	62	Hendriks, Liam	rhp	Recalled from Triple-A Rochester.
06-25-12	55	Capps, Matt	rhp	Placed on 15-day disabled list (retro 7/13).
	64	Robertson, Tyler	lhp	Recalled from Triple-A Rochester.
06-27-12	49	Manship, Jeff	rhp	Optioned to Triple-A Rochester.
	57	Waldrop, Kyle	rhp	Recalled from Triple-A Rochester.
06-30-12	38	De Vries, Cole	rhp	Recalled from Triple-A Rochester.
	38	De Vries, Cole	rhp	Returned to Triple-A Rochester.
07-03-12	62	Hendriks, Liam	rhp	Optioned to Triple-A Rochester.
	38	De Vries, Cole	rhp	Recalled from Triple-A Rochester.
07-04-12	58	Blackburn, Nick	rhp	Optioned to Triple-A Rochester.
07-05-12	50	Fien, Casey	rhp	Contract selected from Triple-A Rochester.
	27	Parmelee, Chris	if	Optioned to Triple-A Rochester.
07-06-12	21	Deduno, Samuel	rhp	Contract selected from Triple-A Rochester.
07-12-12	57	Waldrop, Kyle	rhp	Optioned to Triple-A Rochester.
07-13-12	55	Capps, Matt	rhp	Returned from rehab assignment and reinstated from 15-day disabled list.
07-17-12	55	Capps, Matt	rhp	Placed on 15-day disabled list.
	53	Blackburn, Nick	rhp	Recalled from Triple-A Rochester.
07-21-12	33	Morneau, Justin	1b	Placed on Paternity List.
	27	Parmelee, Chris	1b	Recalled from Triple-A Rochester.
07-23-12	27	Parmelee, Chris	1b	Optioned to Triple-A Rochester.
07-24-12	33	Morneau, Justin	1b	Reinstated from Paternity List.
07-26-12	51	Swarzak, Anthony	rhp	Placed on 15-day disabled list (retro 8/15).
	48	Pavano, Carl	rhp	Transferred to 60-day disabled list.
	67	Perdomo, Luis	rhp	Contract selected from Triple-A Rochester.
07-27-12	24	Plouffe, Trevor	if	Placed on 15-day disabled list (retro 8/13).
07-28-12	22	Valencia, Danny	if	Recalled from Triple-A Rochester.
	47	Liriano, Francisco	lhp	Traded to the White Sox in exchange for INF Eduardo Escobar and LHP Pedro Hernandez.
		Escobar, Eduardo	inf	Optioned to Triple-A Rochester.
	39	Walters, P.J.	rhp	Transferred to 60-day disabled list.
07-29-12	49	Manship, Jeff	rhp	Recalled from Triple-A Rochester.
08-05-12	22	Valencia, Danny	3b	Traded to the Red Sox in exchange for OF Jeremias Pineda.
08-06-12	1	Nishioka, Tsuyoshi	if	Recalled from Triple-A Rochester.
08-13-12	24	Plouffe, Trevor	if	Returned from rehab assignment and reinstated from 15-day disabled list.
	1	Nishioka, Tsuyoshi	if	Optioned to Triple-A Rochester.
08-14-12	20	Dozier, Brian	if	Optioned to Triple-A Rochester.
08-15-12	25	Florimon, Pedro	if	Contract selected from Triple-A Rochester.
	51	Swarzak, Anthony	rhp	Reinstated from 15-day disabled list.

## TWINS' 2012 TRANSACTIONS

DATE	NO	PLAYER	POS	TRANSACTION
	49	Manship, Jeff .....	rhp	Optioned to Triple-A Rochester.
	67	Perdomo, Luis .....	rhp	Optioned to Triple-A Rochester.
08-17-12	22	Carson, Matt .....	of	Contract selected from Triple-A Rochester.
	23	Tosoni, Rene .....	of	Outrighted to Triple-A Rochester.
08-20-12	53	Blackburn, Nick .....	rhp	Outrighted to Triple-A Rochester.
	1	Nishioka, Tsuyoshi .....	if	Outrighted to Triple-A Rochester.
08-21-12	62	Hendriks, Liam .....	rhp	Recalled from Triple-A Rochester.
08-23-12	22	Carson, Matt .....	of	Optioned to Triple-A Rochester.
08-24-12	57	Waldrop, Kyle .....	rhp	Recalled from Triple-A Rochester.
08-29-12	60	Gray, Jeff .....	rhp	Outrighted to Triple-A Rochester.
	27	Parmelee, Chris .....	1b/of	Recalled from Triple-A Rochester.
08-30-12	2	Span, Denard .....	of	Placed on 15-day disabled list (retro 9/12).
08-31-12	22	Carson, Matt .....	of	Recalled from Triple-A Rochester.
09-01-12	59	Vasquez, Esmerling .....	rhp	Contract selected from Triple-A Rochester.
	39	Walters, P.J. ....	rhp	Returned from rehab assignment and reinstated from 60-day disabled list.
09-04-12	67	Perdomo, Luis .....	rhp	Recalled from Triple-A Rochester.
	5	Escobar, Eduardo .....	if	Recalled from Triple-A Rochester.
09-12-12	2	Span, Denard .....	of	Reinstated from 15-day disabled list.
09-14-12	38	De Vries, Cole .....	rhp	Placed on 15-day disabled list (retro 9/9).
	23	Herrmann, Chris .....	c/of	Contract selected from Double-A New Britain.
09-24-12	55	Capps, Matt .....	rhp	Reinstated from 15-day disabled list.

## TWINS AT A GLANCE IN 2012

<b>Record:</b> 66-96	<b>When Twins out-hit opp.:</b> 50-14
<b>Home Record:</b> 31-50	<b>When Opp. out-hit Twins:</b> 12-69
<b>Road Record:</b> 35-46	<b>When Twins/Opp. have = hits:</b> 4-13
<b>Record in series:</b> 17-30-5	<b>When Twins get Quality Start:</b> 39-24
<b>Sweeps/Swept:</b> 3-12	<b>When Twins starter goes 6+ inn.:</b> 41-39
<b>April:</b> 6-16, <b>May:</b> 12-16, <b>June:</b> 14-13,	<b>Most games over .500:</b> --
<b>July:</b> 12-14, <b>Aug:</b> 9-19, <b>Sept/Oct:</b> 13-18	<b>Most games under .500:</b> 30, 10/4
<b>Vs. East:</b> 11-23	<b>Longest winning-streak:</b> 5, 6/30-7/3
<b>Vs. Central:</b> 35-37	<b>Longest losing-streak:</b> 6, 4/21-27
<b>Vs. West:</b> 11-27	<b>When Twins score 4+:</b> 59-23
<b>Vs. NL:</b> 9-9	<b>When Twins score 3-:</b> 7-73
<b>Mon:</b> 11-10, <b>Tue:</b> 10-14, <b>Wed:</b> 8-17,	<b>Team-high hits:</b> 20, 3x, last 7/16 vs. Bal.
<b>Thu:</b> 4-10, <b>Fri:</b> 11-13, <b>Sat:</b> 10-17, <b>Sun:</b> 12-15	<b>Team-high runs:</b> 19, 7/16 vs. Bal.
<b>Games vs. LH Starter:</b> 22-29	<b>Opp.-high hits:</b> 21, 6/27 vs. CWS.
<b>Games vs. RH Starter:</b> 44-67	<b>Opp.-high runs:</b> 16, 5/20 at Det.
<b>When Twins score first:</b> 40-26	<b>When Twins get 10+ hits:</b> 42-23
<b>When Opp. scores first:</b> 25-70	<b>Walk-Off W/L:</b> 6-5
<b>Come-from-behind wins:</b> 34	<b>Shutouts W/L:</b> 6/11
<b>When leading after 7/8 inn.:</b> 54-7/51-3	<b>Complete Games:</b> 3, last Hendriks, 8/27 vs. Sea.
<b>When trailing after 7/8 inn.:</b> 5-78/6-85	<b>Target Field Sellouts:</b> 8
<b>When tied after 7/8 inn.:</b> 7-11/7-9	
<b>Extra-innings:</b> 8-5	
<b>1-run games:</b> 26-28	

## TWINS IN DAY-NIGHT SPLIT DOUBLEHEADERS IN 2012

DATE	OPPONENT	GAME 1 SCORE	GAME 2 SCORE
June 30	vs. Kansas City	7- 2 - WIN	5- 1 - WIN
September 1	at Kansas City	3- 1 - WIN	8- 3 - WIN
September 23	at Detroit	10-4 - WIN	2- 1 - WIN



# TWINS' 2012 HIGHS AND LOWS

## TEAM BATTING:

Most At-Bats, Game.....	59, 6/17 vs. Mil.
Most Runs, Game.....	19, 7/16 vs. Bal.
Most Runs, Inning.....	10, 2x, last, 5th inning, 9/4 at CWS.
Most Hits, Game.....	20, 3x, last 7/16 vs. Bal.
Most Hits, Inning.....	8, 5th inning, 9/4 at CWS.
Consecutive Hits.....	5, 3x, last 7/28 vs. Cle.
Consecutive Batters Reached Base.....	7, 2x, last 5th inning, 5/24 at CWS.
Fewest Hits, Game.....	0, 5/2 at LAA.
Most Doubles, Game.....	6, 2x, last 7/16 vs. Bal.
Most Triples, Game.....	2, 3x, last 9/23 (1) at Det.
Most Home Runs, Game.....	4, 2x, last 8/6 at Cle.
Grand Slams.....	2, 9/29 vs. Det.
Most Total Bases, Game.....	32, 4/12 vs. LAA.
Most Extra Base Hits, Game.....	8, 2x, last 6/12 vs. Phi.
Most RBI, Game.....	18, 9/4 at CWS.
Most Walks.....	9, 5/11 vs. Tor.
Most Strikeouts.....	16, 5/26 vs. Det.
Most Stolen Bases, Game, Twins.....	5, 3x, last 7/29 vs. Cle.
Most Stolen Bases, Game, Opponent.....	5, 4/12 vs. LAA.
Most Caught Stealing, Game.....	2, 3x, last 9/11 vs. K.C.
Most Ground Into Doubleplay, Game.....	5, 7/23 at CWS.
Left On Base, Twins.....	15, 2x, last 9/12 vs. K.C.
Left On Base, Twins in Extra Innings.....	15, 6/17 vs. Mil.
Consecutive Scoreless Innings.....	25, 4/30-5/4

## INDIVIDUAL BATTING:

Most At-Bats, Game.....	8, Span, 6/17 vs. Mil.
Most Runs, Game.....	3, 19x, last Revere, 9/23 (1) at Det.
Most Runs, Inning.....	2, 2x, last Morneau/Doumit, 5th inning, 9/4 at CWS.
Most Hits, Game.....	4, 16x, last Revere, 8/26 at Tex.
Most Hits, Inning.....	2, 6x, last Plouffe/Doumit, 5th inning, 9/4 at CWS.
Most Doubles, Game.....	2, many
Most Triples, Game.....	1, many
Most Home Runs, Game.....	2, 10x, last Morneau, 9/9 at Cle.
Grand Slams.....	1, Mauer, 9/1 at K.C. & Doumit, 9/29 vs. Det.
Most Total Bases, Game.....	10, Morneau, 5/24 at CWS.
Most Extra Base Hits, Game.....	3, Morneau, 5/24 at CWS.
Most RBI, Game.....	5, Span, 7/16 vs. Bal.
Most Walks, Game.....	3, 8x, last Mauer, 7/7 at Tex.
Most Strikeouts, Game.....	4, 3x, last Doumit, 6/15 vs. Mil.
Longest Hitting-Strikeout.....	21, Revere, 7/16-8/7
Consecutive Hits.....	5, 3x, last Morneau, 8/3-4
Consecutive Hitless At-Bats.....	28, Valencia, 5/1-7/28
Most Stolen Bases, Game.....	3, Mastroianni, 7/5 at Det.
Most Caught Stealing, Game.....	2, Revere, 10/2 at Tor.
Most Ground Into Doubleplay, Game.....	2, 9x, last Morneau, 8/27 vs. Sea.

## TEAM PITCHING:

Most Runs Allowed.....	16, 5/20 at Mil.
Most Runs, Inning.....	6, 5x, last 8th inning, 8/23 at Tex.
Most Hits Allowed.....	21, 6/27 vs. CWS.
Most Hits Allowed, Inning.....	6, 4x, last 5th inning, 9/12 vs. K.C.
Consecutive Hits Allowed.....	6, 5th inning, 5/26 vs. Det.
Most Home Runs Allowed, Game.....	5, 5/24 at CWS.
Most Strikeouts.....	16, 7/13 vs. Oak.

## TEAM PITCHING (cont.):

Most Walks.....	9, 2x, last 7/28 vs. Cle.
Fewest Hits Allowed.....	2, 2x, last 6/29 vs. Sea.
Pitchers Used.....	7, 4x, last 10/1 at Tor.
Consecutive Batters Retired.....	18, 8/29 vs. Sea.
Scoreless Innings Streak.....	13, 8/28-8/29
Wild Pitches.....	3, 2x, last 9/15 vs. CWS.
Most Innings, Game, Relievers.....	9.0, 2x, last 6/17 vs. Mil.
Most Hits, Game, Relievers.....	12, 6/27 vs. CWS.
Most Runs, Game, Relievers.....	9, 7/24 at CWS.
Most Home Runs, Game, Relievers.....	2, 10x, last 9/29 vs. Det.
Most Walks, Game, Relievers.....	5, 2x, last 9/7 vs. Cle.
Most Strikeouts, Game, Relievers.....	10, 10/1 at Tor.

## INDIVIDUAL PITCHING:

Most Inn, Game, Starter.....	9.0, 3x, last Hendriks, 8/26 vs. Sea.
Most Innings, Game, Reliever.....	4.0, 4x, last Manship, 8/10 vs. T.B.
Most Hits, Starter.....	11, 3x, last Blackburn, 8/11 vs. T.B.
Most Hits, Reliever.....	8, Maloney, 4/24 vs. Bos.
Most Runs, Starter.....	8, 2x, last De Vries, 8/10 vs. T.B.
Most Runs, Reliever.....	6, 2x, last Duensing, 9/26 vs. NYY
Most Home Runs, Starter.....	4, Hendriks, 9/24 vs. NYY
Most Home Runs, Reliever.....	2, 4x, last Fien, 9/29 vs. Det.
Most Walks, Starter.....	6, 2x, last Deduno, 8/19 at Sea.
Most Walks, Reliever.....	3, 4x, last Perdomo, 7/28 vs. Cle.
Most Strikeouts, Starter.....	15, Liriano, 7/13 vs. Oak.
Most Strikeouts, Reliever.....	4, 2x, last Manship, 8/7 at Cle.
Win-Strikeout.....	5, Gray, 4/11-7/3
Losing-Strikeout.....	7, Hendriks, 4/15-8/27
Low-Hit Complete Game.....	3, 2x, Diamond, 7/27 vs. Cle. and Hendriks, 8/27 vs. Sea.
Most Consecutive Scoreless Innings.....	15.0, Perkins 7/22-9/16
Most Consecutive Batters Retired.....	19, Diamond, 7/21-7/27
Wild Pitches.....	3, Diamond, 6/30 (Game 1) vs. K.C.

## TEAM & INDIVIDUAL FIELDING:

Errors, Game, Team.....	3, 6x, last 9/12 vs. K.C.
Errors, Game, Individual.....	3, Doumit, 9/12 vs. K.C.
Errors, Consecutive Games, Team.....	5, 9/3-9/8
Errors, Consecutive Games Without, Team.....	7, 4/27-5/6
Doubleplays, Game, Team.....	5, 7/21 at K.C.
Opponents Doubleplays, Game, Team.....	5, 7/23 at CWS.

## TEAM MISCELLANEOUS:

Longest Winning Streak.....	5, 6/30-7/3
Longest Losing Streak.....	6, 4/21-27
Longest Game, Innings.....	15, 6/17 vs. Mil.
Longest Game, Time (9 Innings).....	3:43, 7/17 vs. Bal.
Longest Game, Time (Extra Innings).....	4:50, 6/17 vs. Mil.
Fastest Game, Time.....	2:10, 2x, last 8/27 vs. Sea.
Largest Margin, Victory.....	12, 7/16 vs. Bal.
Largest Margin, Loss.....	12, 5/20 at Mil.
Largest Home Attendance.....	39,414, 4/9 vs. LAA. (Home Opener)
Home Sellouts.....	8, last 8/11 vs. T.B.
Times Shut Out.....	11, last 9/22 at Det. (Fister)

## 2012 SCORING BY INNINGS

	1	2	3	4	5	6	7	8	9	X-TRA	TOTAL
TWINS	88	74	68	73	98	86	81	73	51	9	701
OPPONENTS	125	111	94	94	87	98	76	89	49	9	832

## GAMES DECIDED IN LAST AT-BAT

DATE	OPPONENT	SCORE	INN	NOTES
4-12	Los Angeles - AL	10- 9	8th	Morneau 2-run homer in 8th inning giving Twins 8-7 lead
4-23	Boston	5- 6	9th	Ross solo HR in 9th inning to snap 5-5 tie
5-14	Cleveland	3- 4	9th	Choo rbi single in 9th inning to snap 3-3 tie
5-19	at Milwaukee	5- 4	11th	Plouffe homer in the 11th to snap 4-4 tie
5-27	Detroit	3- 4	9th	Cabrera 2-run homer in the 9th
5-28	Oakland	5- 4	8th	2-run eighth inning, Willingham rbi double, Doumit sac fly
5-29	Oakland	3- 2	9th	Willingham walk-off 3-run homer
6- 8	Chicago - NL	8- 7	10th	Willingham walk off single in 10th, scoring Mastroianni
6-15	Milwaukee	3- 5	9th	Capps allows 2-run homer in top of 9th
6-17	Milwaukee	5- 4	15th	Span rbi single in 15th to score Dozier
6-24	at Cincinnati	4- 3	9th	Josh Willingham 2-run homer off Aroldis Chapman
7- 7	at Texas	3- 4	10th	Cruz walk off double off Waldrop
7- 8	at Texas	3- 4	13th	Kinsler walk off single in 13th to snap 3-3 tie
7-20	at Kansas City	2- 1	11th	Willingham drove in Mauer in the top of the 10th
7-30	Chicago - AL	7- 6	9th	Carroll drives in Casilla with sac fly to right field
7-31	Chicago - AL	3- 4	9th	Pierzynski hits 2-run homer off gray to break 2-2 tie
8- 3	at Boston	6- 5	10th	Carroll singles in Mastroianni in the 10th to break 5-5 tie
8- 4	at Boston	6- 4	9th	Mauer 3-run home run in ninth
8- 7	at Cleveland	7- 5	9th	Twins plate 3 in ninth off perez/ Nishioka game winning sac fly
8-12	Tampa Bay	3- 7	10th	Rays score 4 in the 10th
8-18	at Seattle	2- 3	9th	Jaso sac fly to snap a 2-2 tie in the 9th
9- 9	Cleveland	8- 7	9th	Morneau walk off homer in the 9th
9-13	Kansas City	4- 3	10th	Back-to-back doubles by Casilla and Span to break 3-3 tie
9-18	at Cleveland	6- 5	12th	Twins score two in 12th, Cleveland scores one in 12th
9-20	at Cleveland	3- 4	10th	Kotchman singled to center to score Choo in 10th
9-23	at Detroit	2- 1	10th	Carroll singles in Span from second in 10th
9-28	Detroit	4- 2	8th	Doumit doubles in two runs in the eighth
10-1	at Toronto	6- 5	10th	Gomes homers in 9th to tie, Gose drives in winning run in 10th

## TWINS IN EXTRA INNING GAMES (8-5)

DATE	OPPONENT	SCORE	INN	WINNING PITCHER	LOSING PITCHER	NOTES
5-19	at Milwaukee	5- 4	11th	Gray	Parra	Plouffe home run
6- 8	Chicago - AL	8- 7	10th	Capps	Camp	Willingham walk-off single
6-17	Milwaukee	5- 4	15th	Swarzak	Dillard	Span walk-off single
7- 7	at Texas	3- 4	10th	Nathan	Waldrop	Cruz walk-off double off Waldrop
7- 8	at Texas	3- 4	13th	Feldman	Burnett	Kinsler walk-off single off Burnett
7-20	at Kansas City	2- 1	11th	Fien	Broxton	Willingham drove in Mauer
8- 3	at Boston	6- 5	10th	Gray	Padilla	Carroll walk-off rbi single
8-12	Tampa Bay	3- 7	10th	Farnsworth	Burnett	Rays score 4 in the 10th
9-13	Kansas City	4- 3	10th	Perkins	Bueno	Back-to-back doubles by Span & Casilla
9-18	at Cleveland	6- 5	12th	Robertson	Maine	Twins score two in 12th
9-20	at Cleveland	3- 4	10th	Rogers	Swarzak	Kotchman walk-off single in 10th
9-23	at Detroit	2- 1	10th	Burton	Valverde	Carroll singles in Span in 10th
10-1	at Toronto	6- 5	10th	Lyon	Duensing	Gose drives in winning run in 10th

## COME FROM BEHIND WINS

Win #	Date	Opponent	Largest		Final Score	Notes
			Deficit	Inning		
1	4-11	Los Angeles - AL	3- 5	7th	6- 5	Three-run 7th inning
2	4-12	Los Angeles - AL	0- 6	5th	10- 9	Seven runs in 7th and 8th innings
3	4-16	at New York - AL	2- 3	4th	7- 3	Five unanswered runs
4	4-20	at Tampa Bay	2- 4	7th	5- 4	Three-run 7th inning
5	5- 4	at Seattle	0- 2	7th	3- 2	Bullpen pitches three perfect innings w/ 5 k's
6	5-11	Toronto	0- 1	1st	7- 6	Four runs in the 5th inning
7	5-16	at Detroit	5- 6	3rd	11- 7	Bullpen pitches seven innings allowing one run
8	5-22	Chicago - AL	0- 1	1st	9- 2	P.J. Walters complete game
9	5-28	Oakland	0- 2	5th	5- 4	Four runs of Oakland's bullpen
10	5-29	Oakland	0- 2	9th	3- 2	Willingham walk-off 3-run home run
11	6- 6	at Kansas City	1- 2	5th	4- 2	No runs allowed after first inning
12	6- 8	Chicago - NL	3- 5	6th	8- 7	Willingham walk-off single
13	6-17	Milwaukee	1- 4	7th	5- 4	Span walk-off single in 15th
14	6-22	at Cincinnati	0- 2	2nd	5- 4	Two runs in sixth to take lead
15	6-24	at Cincinnati	1- 2	5th	4- 3	9th inning home run by Josh Willingham
16	7- 1	Kansas City	1- 5	6th	10- 8	Nine runs in 6-8th innings
17	7- 2	at Detroit	0- 1	4th	6- 4	6th runs chased starter in fifth
18	7- 3	at Detroit	1- 3	3rd	8- 6	Willingham, Plouffe homer in third
19	7-17	Oakland	1- 3	5th	6- 4	Revere rbi single in seventh for lead
20	7-28	Cleveland	0- 1	4th	12- 5	11 unanswered runs between 4-6th innings
21	7-29	Cleveland	0- 1	4th	5- 1	Morneau homer for lead in fourth
22	7-30	Chicago - AL	0- 4	1st	7- 6	Both teams score four in first inning
23	8- 3	at Boston	1- 5	4th	6- 5	Carroll rbi single in 10th inning
24	8- 4	at Boston	2- 4	9th	6- 4	Mauer three-run home run in ninth
25	8- 6	at Cleveland	0- 1	1st	14- 3	Ten runs in the second inning
26	8- 7	at Cleveland	1- 5	6th	7- 5	Three runs in top of ninth for lead
27	8-26	at Texas	1- 2	2nd	6- 5	Scored runs in five different innings
28	9- 4	at Chicago - AL	0- 3	1st	18- 9	Seven runs in 2nd, 10 runs in 5th
29	9- 9	Cleveland	0- 3	2nd	8- 7	Morneau walk-off solo home run
30	9-13	Kansas City	1- 3	7th	4- 3	Span walk-off double in 10th
32	9-19	at Cleveland	0- 1	1st	6- 4	Liam Hendriks' first career win
33	9-23	at Detroit	0- 2	6th	10-4	Five-run sixth inning in game 1 of doubleheader
34	9-23	at Detroit	0- 1	5th	2- 1	Twins win in 10th inning in game 2 of doubleheader
35	9-25	New York - AL	1- 3	7th	5- 4	Twins score four in seventh inning

## OUTFIELD ASSISTS

Ben Revere.....	8
Josh Willingham.....	6
Denard Span.....	6
Matt Carson.....	3
Trevor Plouffe.....	2
Darin Mastroianni.....	2
Chris Parmelee.....	1
Erik Komatsu.....	1
Clete Thomas.....	1
<b>Total .....</b>	<b>30</b>

## TWINS IN APRIL

PLAYER	AVG	G	AB	R	H	2B	3B	HR	RBI	SH	SF	HB	BB	SO	SB	CS	E	OBP
Burroughs	.118	10	17	0	2	1	0	0	1	0	0	0	1	3	0	0	0	.137
Carroll	.214	22	84	13	18	3	0	0	6	0	0	1	12	11	1	1	1	.320
Casilla	.300	19	60	6	18	4	0	0	4	0	0	1	1	5	5	0	1	.323
RIGHT	.409		22		9	3	0	0	2	0	0	0	1	0				.435
LEFT	.237		38		9	1	0	0	2	0	0	1	0	5				.256
Doumit	.250	18	64	6	16	3	0	1	12	0	2	0	2	12	0	0	1	.265
RIGHT	.250		24		6	2	0	0	3	0	1	0	2	3				.296
LEFT	.250		40		10	1	0	1	9	0	1	0	0	9				.244
Hughes	.200	4	10	0	2	0	0	0	2	0	1	0	0	4	1	0	1	.182
Mauer	.325	21	80	11	26	4	1	1	13	0	0	1	12	10	2	0	2	.419
Morneau	.230	20	74	9	17	5	0	4	9	0	0	1	8	19	0	0	1	.313
Parmelee	.245	16	53	3	13	4	1	0	2	0	0	2	3	13	0	0	0	.310
Plouffe	.121	13	33	3	4	1	0	1	2	0	0	0	7	6	0	0	2	.275
Revere	.278	6	18	3	5	1	0	0	0	1	0	0	1	0	0	0	0	.316
Span	.330	22	91	9	30	6	1	0	5	0	0	0	7	14	3	2	1	.378
Thomas	.182	10	22	2	4	1	0	1	4	0	0	1	0	13	0	0	0	.217
Valencia	.253	20	75	9	19	5	1	1	10	0	1	0	1	18	0	1	2	.260
Willingham	.347	20	72	13	25	7	1	5	15	0	0	4	9	15	1	0	2	.447
MINNESOTA	.264	22	753	87	199	45	5	14	85	1	4	11	64	143	13	4	14	.329
DH	.278	22	79	10	22	8	1	3	13	0	1	2	11	19	1	0	0	.376
OPPONENTS	.289	22	748	124	216	41	3	34	118	4	8	8	54	107	16	3	9	.340

PITCHER	W	L	ERA	G	GS	CG	SH	SV	IP	H	R	ER	HR	HB	BB	SO	WP	BK	BAA
Blackburn	0	3	6.64	4	4	0	0	0	20.1	27	15	15	3	0	5	10	0	0	.314
Burnett	0	0	1.42	10	0	0	0	0	12.2	12	3	2	1	2	3	4	0	0	.250
Burton	0	0	2.70	11	0	0	0	0	10.0	3	3	3	2	2	2	9	0	0	.094
Capps	0	1	5.63	8	0	0	0	4	8.0	9	5	5	2	0	1	3	1	0	.273
Duensing	0	2	4.15	10	0	0	0	0	8.2	8	4	4	0	0	3	5	1	0	.250
Gray	2	0	1.86	10	0	0	0	0	9.2	7	2	2	1	0	8	6	1	0	.194
Hendriks	0	1	6.89	3	3	0	0	0	15.2	21	12	12	4	0	4	8	1	0	.333
Liriano	0	3	11.02	4	4	0	0	0	16.1	25	22	20	3	1	13	12	0	1	.368
Maloney	1	0	7.84	7	0	0	0	0	10.1	15	9	9	2	1	1	5	0	0	.333
Marquis	2	0	6.23	3	3	0	0	0	17.1	24	12	12	4	1	2	7	0	0	.353
Pavano	1	2	4.91	5	5	0	0	0	33.0	32	20	18	6	1	6	17	0	0	.256
Perkins	0	1	6.48	9	0	0	0	0	8.1	10	6	6	1	0	3	10	0	0	.313
Swartzak	0	3	5.03	5	3	0	0	0	19.2	23	11	11	5	0	3	11	0	0	.288
MINNESOTA	6	16	5.64	22	22	0	0	4	190.0	216	124	119	34	8	54	107	4	1	.289
OPPONENTS	16	6	3.69	22	22	0	0	10	195.0	199	87	80	14	11	64	143	4	1	.264

## 2012 TWINS ON DISABLED LIST

Player	Injury	Date On (Retro)	Date Off	Games Missed
Kyle Waldrop	Right elbow strain	3/31 (3/26)	6/1	50
Scott Baker	Right elbow strain (transferred to 60-day on April 15)	4/1 (3/27)		162
Justin Morneau	Sore left wrist	5/7 (5/1)	5/16	14
Nick Blackburn	Left quad strain	5/17	6/4	16
Carl Pavano	Right rotator cuff weakness (transferred to 60-day July 26)	6/4 (6/2)		110
P.J. Walters	Right shoulder inflammation (transferred to 60-day July 28)	6/14	9/1	70
Matt Capps	Right shoulder inflammation	6/25 (6/24)	7/13	15
Matt Capps	Right rotator cuff irritation	7/17	9/24	64
Anthony Swarzak	Mild right rotator cuff strain	7/26 (7/25)	8/15	20
Trevor Plouffe	Bruised right thumb	7/27 (7/21)	8/13	21
Denard Span	Sprained SC Joint	8/30 (8/28)	9/12	14
Cole De Vries	Cracked right rib	9/14 (9/9)		21

## TWINS IN MAY

PLAYER	AVG	G	AB	R	H	2B	3B	HR	RBI	SH	SF	HB	BB	SO	SB	CS	E	OBP
Butera	.273	12	33	3	9	3	0	0	0	0	0	1	3	6	0	0	0	.351
Carroll	.253	27	87	5	22	3	0	0	8	4	1	1	8	12	3	2	1	.320
Casilla	.197	22	66	8	13	4	1	0	5	0	1	0	7	18	2	1	3	.270
RIGHT	.100		10		1	0	0	0	0	0	0	0	1	2				.182
LEFT	.214		56		12	4	1	0	5	0	1	0	6	16				.286
Doumit	.262	21	61	9	16	2	1	4	13	0	2	0	15	13	0	0	0	.397
RIGHT	.286		14		4	0	0	1	4	0	0	0	1	1				.333
LEFT	.255		47		12	2	1	3	9	0	2	0	14	12				.413
Dozier	.228	23	92	8	21	4	0	2	13	0	2	0	3	20	0	0	4	.247
Komatsu	.219	15	32	2	7	0	0	0	1	0	1	0	4	3	0	0	1	.297
Mastroianni	.120	11	25	2	3	0	0	0	3	0	0	0	4	4	1	0	1	.241
Mauer	.273	28	99	18	27	8	0	1	8	0	0	0	21	11	1	1	1	.400
Morneau	.264	14	53	9	14	5	0	5	16	0	2	1	4	10	0	0	0	.317
Parmelee	.065	11	31	2	2	1	0	0	1	0	0	0	3	8	0	0	1	.147
Plouffe	.185	19	65	8	12	2	0	4	6	0	0	0	6	16	0	0	2	.254
Revere	.311	11	45	5	14	4	1	0	1	2	0	1	2	5	4	1	0	.354
Span	.276	24	98	14	27	8	0	1	7	0	0	0	12	9	3	1	0	.355
Thomas	.000	2	6	0	0	0	0	0	0	0	0	0	0	3	0	0	0	.000
Valencia	.000	7	25	0	0	0	0	0	1	0	0	0	1	5	0	0	0	.038
Willingham	.220	27	91	15	20	8	0	5	20	0	0	2	19	30	1	0	0	.366
Diamond	.333	5	3	1	1	0	0	0	0	0	0	0	0	2	0	0	0	.333
Pavano	.000	5	2	0	0	0	0	0	0	0	0	0	0	1	0	0	0	.000
Swarzak	.000	8	1	0	0	0	0	0	0	0	0	0	0	0	0	0	0	.000
MINNESOTA	.227	28	915	109	208	52	3	22	104	6	9	6	113	176	15	6	14	.314
DH	.277	28	83	17	23	4	1	7	19	0	2	0	18	14	0	0	0	.398
PITCHERS	.167	28	6	1	1	0	0	0	1	0	0	0	1	3	0	0	0	.286
OPPONENTS	.282	28	942	146	266	47	5	35	140	8	8	11	84	173	21	6	28	.345

PITCHER	W	L	ERA	G	GS	CG	SH	SV	IP	H	R	ER	HR	HB	BB	SO	WP	BK	BAA
Blackburn	1	1	11.08	3	3	0	0	0	13.0	19	16	16	4	0	8	9	0	0	.365
Burnett	2	0	3.68	11	0	0	0	0	14.2	14	6	6	2	0	5	7	0	0	.259
Burton	0	0	5.59	10	0	0	0	0	9.2	12	6	6	2	0	1	9	0	0	.293
Butera	0	0	0.00	1	0	0	0	0	1.0	0	0	0	0	0	1	1	1	0	.000
Capps	0	2	2.45	11	0	0	0	6	11.0	8	3	3	1	0	2	7	2	0	.195
De Vries	0	1	2.70	2	2	0	0	0	10.0	8	6	3	3	1	6	5	0	0	.222
Diamond	3	1	2.27	5	5	0	0	0	31.2	35	11	8	4	1	4	21	2	0	.282
Duensing	0	0	2.70	12	0	0	0	0	16.2	12	5	5	1	1	4	11	0	0	.203
Gray	1	0	6.00	12	0	0	0	0	12.0	12	8	8	2	2	2	9	2	0	.250
Hendriks	0	1	23.14	1	1	0	0	0	2.1	9	6	6	1	1	0	1	0	0	.643
Liriano	1	2	4.56	8	3	0	0	0	23.2	22	12	12	3	0	15	27	1	0	.253
Maloney	0	0	13.50	2	0	0	0	0	0.2	2	1	1	0	0	0	0	0	0	.500
Manship	0	0	6.75	1	0	0	0	0	1.1	1	1	1	0	0	0	0	0	0	.250
Marquis	0	4	10.80	4	4	0	0	0	16.2	28	21	20	5	2	12	5	1	0	.389
Pavano	1	2	6.15	5	5	0	0	0	26.1	39	19	18	1	1	14	0	0	0	.355
Perkins	1	0	1.42	13	0	0	0	0	12.2	7	4	2	1	0	7	17	2	0	.171
Swarzak	0	1	6.61	8	1	0	0	0	16.1	16	12	12	0	0	6	11	0	0	.281
Walters	2	1	2.96	4	4	1	0	0	27.1	22	9	9	5	2	10	19	0	0	.232
Minnesota	12	16	4.96	28	28	1	2	6	247.0	266	146	136	35	11	84	173	11	0	.282
Opponents	16	12	3.37	28	28	3	5	4	248.2	208	109	93	22	6	113	176	7	0	.227

## TWINS RELIEVERS IN 2012

First Batter				
Pitcher	H/AB	AVG	SV/OPP	IR/IRS
Burnett	16/64	.250	0/1	52/18
Burton	9/63	.143	5/9	13/1
Capps	8/29	.276	14/15	1/0
Duensing	8/41	.195	0/1	32/5
Fien	8/34	.235	0/0	25/10
Perdomo	2/14	.143	0/0	5/3
Perkins	12/63	.190	16/20	6/3
Robertson	9/38	.237	0/1	38/9
Swarzak	7/36	.194	0/1	23/8
Waldrop	4/14	.286	0/1	11/6
Others	23/72	.319	0/0	48/13
TEAM	106/468	.226	35/49	254/76

## TWINS IN JUNE

PLAYER	AVG	G	AB	R	H	2B	3B	HR	RBI	SH	SF	HB	BB	SO	SB	CS	E	OBP
Butera	.190	8	21	0	4	2	0	0	0	0	0	0	0	6	0	0	0	.190
Carroll	.288	25	80	13	23	3	1	0	11	0	0	0	9	10	2	0	3	.360
Casilla	.263	14	38	2	10	2	0	0	5	0	2	0	1	7	3	0	1	.268
RIGHT	.667		6		4	1	0	0	2	0	0	0	0	1				.667
LEFT	.188		32		6	1	0	0	3	0	2	0	1	6				.200
Doumit	.306	22	85	8	26	8	0	2	9	0	2	2	2	18	0	0	0	.330
RIGHT	.231		26		6	2	0	1	4	0	2	1	0	6				.241
LEFT	.339		59		20	6	0	1	5	0	0	1	2	12				.371
Dozier	.231	25	91	10	21	4	0	1	7	1	0	0	4	15	3	2	7	.263
Mastroianni	.290	16	31	5	9	1	1	1	5	1	0	0	3	8	4	0	0	.353
Mauer	.397	20	73	8	29	5	0	2	15	0	1	0	6	16	0	0	0	.438
Morneau	.232	24	95	6	22	3	1	1	9	0	0	0	9	19	1	0	0	.298
Parmelee	.250	10	16	3	4	0	0	1	1	0	0	1	3	5	0	0	0	.400
Plouffe	.327	26	98	22	32	7	0	11	21	0	1	1	10	25	0	2	4	.391
Revere	.330	27	115	13	38	1	1	0	10	1	2	0	4	7	11	3	0	.347
Span	.221	25	95	15	21	6	1	2	8	2	0	0	11	12	2	0	0	.302
Willingham	.255	27	102	14	26	5	0	6	17	0	1	5	10	29	0	1	0	.347
Blackburn	.000	5	2	0	0	0	0	0	0	0	0	0	0	1	0	0	0	.000
Diamond	.000	6	4	0	0	0	0	0	0	1	0	0	0	2	0	0	0	.000
Duensing	.000	10	1	0	0	0	0	0	0	0	0	0	0	1	0	0	0	.000
Hendriks	.000	3	2	0	0	0	0	0	0	0	0	0	0	1	0	0	0	.000
Liriano	.000	5	3	0	0	0	0	0	0	0	0	0	0	2	0	0	0	.000
Swarzak	.000	10	1	0	0	0	0	0	0	0	0	0	0	1	0	0	0	.000
MINNESOTA	.278	27	953	119	265	47	5	27	118	6	9	9	72	185	26	8	17	.332
DH	.265	27	83	10	22	4	1	1	11	0	1	1	8	20	0	0	0	.333
PITCHERS	.000	27	13	0	0	0	0	0	0	1	0	0	0	8	0	0	2	.000
OPPONENTS	.272	27	972	132	264	47	6	33	127	8	10	8	64	160	17	2	15	.319

PITCHER	W	L	ERA	G	GS	C6	SH	SV	IP	H	R	ER	HR	HB	BB	SO	WP	BK	BAA
Blackburn	3	1	6.92	5	5	0	0	0	26.0	36	20	20	6	0	8	10	2	0	.321
Burnett	0	0	0.00	11	0	0	0	0	12.0	3	0	0	0	0	2	5	1	0	.079
Burton	1	0	0.73	12	0	0	0	2	12.1	8	2	1	0	1	3	11	0	0	.186
Capps	1	1	2.45	8	0	0	0	4	7.1	7	3	2	1	0	1	6	0	0	.241
De Vries	2	0	4.09	2	2	0	0	0	11.0	11	6	5	2	0	1	10	0	0	.244
Diamond	4	2	2.90	6	6	0	0	0	40.1	41	16	13	4	3	7	20	3	0	.263
Duensing	1	2	5.51	10	2	0	0	0	16.1	20	10	10	2	0	4	8	0	0	.299
Gray	0	0	5.06	9	0	0	0	0	10.2	13	7	6	1	0	5	2	1	1	.302
Hendriks	0	3	4.41	3	3	0	0	0	16.1	21	14	8	5	1	2	13	0	0	.296
Liriano	1	2	2.87	5	5	0	0	0	31.1	17	10	10	1	2	12	31	4	0	.159
Manship	0	0	11.57	7	0	0	0	0	9.1	17	12	12	4	0	3	5	0	0	.386
Oliveros	0	0	5.40	1	0	0	0	0	1.2	1	1	1	0	0	1	1	0	0	.167
Pavano	0	1	14.73	1	1	0	0	0	3.2	9	7	6	2	0	1	2	0	0	.429
Perkins	0	0	1.54	12	0	0	0	2	11.2	13	2	2	1	0	3	14	0	0	.271
Robertson	0	0	8.10	4	0	0	0	0	3.1	5	3	3	0	0	0	7	0	0	.357
Swarzak	1	0	2.57	10	0	0	0	0	21.0	21	6	6	2	0	6	11	0	0	.269
Waldrop	0	0	0.00	1	0	0	0	0	1.1	1	0	0	0	1	1	0	0	0	.200
Walters	0	1	12.54	3	3	0	0	0	9.1	20	13	13	2	0	4	4	0	0	.444
MINNESOTA	14	13	4.33	27	27	0	0	8	245.0	264	132	118	33	8	64	160	11	1	.272
OPPONENTS	13	14	4.24	27	27	2	2	5	244.0	265	119	115	27	9	72	185	10	0	.278

## RECORD WHEN...

Runs	Scoring	Allowing	Runs	Scoring	Allowing
0	0 - 11	6 - 0	6	10 - 7	3 - 19
1	0 - 17	8 - 2	7	10 - 0	7 - 11
2	3 - 22	8 - 4	8	4 - 2	1 - 9
3	4 - 23	10 - 4	9	2 - 0	2 - 8
4	8 - 10	13 - 17	10+	14 - 0	0 - 9
5	11 - 4	8 - 13	Totals	66 - 96	66 - 96

# TWINS IN JULY

PLAYER	AVG	G	AB	R	H	2B	3B	HR	RBI	SH	SF	HB	BB	SO	SB	CS	E	OBP
Butera	.200	8	20	2	4	0	0	1	3	0	0	0	1	6	0	0	0	.238
Carroll	.183	20	71	7	13	3	0	0	5	0	1	1	9	14	0	0	1	.280
Casilla	.146	17	48	5	7	1	1	0	6	2	2	1	1	10	2	0	2	.173
RIGHT	.100		10		1	0	0	0	1	1	1	0	0	1				.091
LEFT	.158		38		6	1	1	0	5	1	1	1	1	9				.195
Doumit	.307	24	88	10	27	6	0	3	15	0	2	3	3	19	0	0	0	.344
RIGHT	.222		27		6	1	0	1	3	0	0	2	0	7				.276
LEFT	.344		61		21	5	0	2	12	0	2	1	3	12				.373
Dozier	.250	25	92	10	23	1	1	1	8	3	0	1	5	14	5	0	4	.296
Mastroianni	.357	13	28	5	10	0	0	1	1	0	0	0	4	5	6	2	1	.438
Mauer	.317	26	101	22	32	4	0	2	13	1	1	0	16	18	2	0	0	.407
Morneau	.315	22	89	14	28	6	0	3	13	0	0	1	6	12	0	0	1	.365
Parmelee	.375	3	8	2	3	0	0	1	2	0	0	0	0	2	0	0	1	.375
Plouffe	.302	16	63	11	19	2	0	3	9	0	0	1	3	10	0	1	2	.343
Revere	.311	24	103	15	32	5	1	0	9	0	0	1	7	11	9	1	0	.360
Span	.361	24	97	13	35	7	0	0	13	2	1	0	9	14	4	3	3	.411
Valencia	.267	4	15	2	4	1	0	0	4	0	1	0	0	3	0	0	1	.250
Willingham	.283	25	92	20	26	2	0	11	27	0	1	0	18	20	0	0	1	.396
MINNESOTA	.287	26	915	138	263	38	4	26	128	8	9	9	82	158	28	7	19	.349
DH	.304	26	102	16	31	4	0	3	17	0	3	0	8	21	1	0	0	.345
OPPONENTS	.272	26	917	135	249	40	4	35	129	4	7	9	82	165	9	4	20	.335

PITCHER	W	L	ERA	G	GS	CG	SH	SV	IP	H	R	ER	HR	HB	BB	SO	WP	BK	BAA
Blackburn	0	1	6.65	4	4	0	0	0	23.0	30	17	17	4	1	3	6	0	0	.313
Burnett	1	3	6.97	12	0	0	0	0	10.1	11	8	8	0	0	8	4	2	0	.282
Burton	0	0	0.96	9	0	0	0	1	9.1	7	1	1	0	1	4	7	0	0	.219
Capps	0	0	9.00	2	0	0	0	0	2.0	2	2	2	1	0	0	2	0	0	.250
Deduno	2	0	3.13	4	4	0	0	0	23.0	20	9	8	3	0	16	18	2	0	.247
De Vries	0	1	4.35	6	5	0	0	0	31.0	31	17	15	7	3	3	21	1	0	.252
Diamond	2	1	3.54	4	4	1	1	0	28.0	27	11	11	1	0	4	15	0	0	.252
Duensing	1	2	5.50	6	3	0	0	0	18.0	23	12	11	3	1	5	9	1	0	.311
Fien	1	1	1.59	9	0	0	0	0	11.1	8	2	2	0	1	2	8	0	0	.190
Gray	2	1	9.64	9	0	0	0	0	9.1	15	10	10	2	1	4	3	1	0	.357
Hendriks	0	0	9.00	1	1	0	0	0	4.0	6	4	4	0	0	4	1	0	0	.353
Liriano	1	3	5.34	5	5	0	0	0	28.2	25	19	17	5	1	15	39	1	0	.227
Perdomo	0	0	0.00	1	0	0	0	0	0.2	1	2	0	0	0	3	0	0	0	.250
Perkins	1	0	3.46	13	0	0	0	3	13.0	17	8	5	1	0	1	11	1	0	.304
Robertson	0	0	7.71	12	0	0	0	0	7.0	6	6	6	3	0	4	7	1	0	.231
Swarzak	1	0	3.75	8	0	0	0	0	12.0	14	5	5	4	0	4	13	1	0	.292
Waldrop	0	1	6.75	3	0	0	0	0	2.2	6	2	2	1	0	2	1	0	0	.500
MINNESOTA	12	14	4.78	26	26	1	1	4	233.1	249	135	124	35	9	82	165	11	0	.272
OPPONENTS	14	12	4.38	26	26	1	0	6	234.1	263	138	114	26	9	82	158	5	3	.287

Player	Multi-Hit Games					Multi-RBI Games					Last Home Run Hit			
	2H	3H	4H	5H	TOT	2BI	3BI	4BI	5+BI	TOT	Date	Opp.	ON	Pitcher
Butera	2	1	0	0	3	0	1	0	0	1	7/1/12	KC	2	Crow
Carroll	23	7	2	0	32	7	1	0	0	8	9/3/12	@CWS	0	Santiago
Carson	2	1	0	0	3	0	0	0	0	0	9/26/10	@Oak.	0	Rapada
Casilla	13	5	0	0	18	6	0	1	0	7	8/8/12	@Cle.	1	Masterson
Doumit	25	8	1	0	34	12	3	4	0	19	9/29/12	Det.	3	Benoit
Escobar	6	0	0	0	6	0	1	0	0	1	.....	...	.	.....
Florimon	7	1	0	0	8	0	0	0	0	0	9/24/12	NYN	0	Wade
Herrmann	0	0	0	0	0	0	0	0	0	0	.....	...	.	.....
Mastroianni	8	2	0	0	10	3	2	0	0	5	8/13/12	Det.	0	Sanchez
Mauer	25	23	1	0	49	11	5	2	0	18	9/16/12	CWS	0	Peavy
Morneau	28	4	3	0	35	11	7	1	0	19	9/9/12	Cle.	0	Pestano
Parmelee	11	0	0	0	11	3	1	1	0	5	9/4/12	@CWS	2	Humber
Plouffe	21	3	0	0	24	8	3	2	0	13	10/1/12	@Tor.	1	Laffey
Revere	28	10	5	0	43	4	1	0	0	5	.....	...	.	.....
Span	27	8	4	0	39	5	1	0	1	7	10/2/12	@Tor.	1	Jenkins
Willingham	26	4	1	0	31	15	9	3	0	27	9/19/12	@Cle.	1	McAllister



# TWINS BEFORE THE ALL-STAR BREAK

PLAYER	AVG	G	AB	R	H	2B	3B	HR	RBI	SH	SF	HB	BB	SO	SB	CS	E	OBP
Burroughs	.118	10	17	0	2	1	0	0	1	0	0	0	1	3	0	0	0	.167
Butera	.242	23	62	5	15	5	0	1	3	0	0	1	3	15	0	0	0	.288
Carroll	.234	80	273	32	64	10	1	0	25	4	1	2	32	39	6	3	6	.318
Casilla	.236	58	174	16	41	10	1	0	14	1	3	1	9	33	10	1	5	.273
RIGHT	.341		41		14	4	0	0	4	1	0	0	2	3				.372
LEFT	.203		133		27	6	1	0	10	0	3	1	7	30				.243
Doumit	.286	67	234	25	67	16	1	7	36	0	7	3	21	52	0	0	1	.343
RIGHT	.254		71		18	5	0	2	11	0	3	1	3	14				.282
LEFT	.301		163		49	11	1	5	25	0	4	2	18	38				.369
Dozier	.242	55	211	21	51	8	1	3	22	3	2	0	8	41	6	2	13	.267
Hendriks	.000	1	0	0	0	0	0	0	0	0	0	0	0	0	0	0	0	.000
Hughes	.200	4	10	0	2	0	0	0	2	0	1	0	0	4	1	0	1	.182
Komatsu	.219	15	32	2	7	0	0	0	1	0	1	0	4	3	0	0	1	.297
Mastroianni	.269	32	67	9	18	1	1	1	8	1	0	0	9	12	9	2	2	.355
Mauer	.326	77	285	44	93	18	1	5	41	0	2	1	44	44	4	1	3	.416
Morneau	.246	65	252	28	62	14	1	11	38	0	2	2	23	53	1	0	2	.312
Parmelee	.194	38	103	9	20	5	1	2	5	0	0	3	9	27	0	0	1	.278
Plouffe	.253	66	229	39	58	10	0	19	36	0	1	1	24	54	0	2	9	.325
Revere	.316	51	209	26	66	6	2	0	11	4	2	2	10	16	18	5	0	.350
Span	.270	78	315	39	85	20	2	3	24	3	1	0	31	41	9	3	1	.334
Thomas	.143	12	28	2	4	1	0	1	4	0	0	1	0	16	0	0	0	.172
Valencia	.190	27	100	9	19	5	1	1	11	0	1	0	2	23	0	1	2	.204
Willingham	.261	81	291	47	76	21	1	19	60	0	2	11	44	79	2	1	2	.376
Blackburn	.000	13	2	0	0	0	0	0	0	0	0	0	0	1	0	0	0	.000
Diamond	.143	12	7	1	1	0	0	0	0	1	0	0	0	4	0	0	0	.143
Duensing	.000	33	1	0	0	0	0	0	0	0	0	0	0	1	0	0	0	.000
Hendriks	.000	8	2	0	0	0	0	0	0	0	0	0	0	1	0	0	0	.000
Liriano	.000	19	3	0	0	0	0	0	0	0	0	0	0	2	0	0	0	.000
Pavano	.000	11	2	0	0	0	0	0	0	0	0	0	0	1	0	0	0	.000
Swarzak	.000	26	2	0	0	0	0	0	0	0	0	0	0	1	0	0	0	.000
MINNESOTA	.258	85	2911	354	751	151	14	73	343	17	26	28	275	566	66	21	52	.325
DH	.277	85	278	42	77	18	3	11	48	0	6	3	40	64	2	0	0	.367
PITCHERS	.053	85	19	1	1	0	0	0	1	1	0	0	1	11	0	0	3	.100
OPPONENTS	.281	85	2947	441	827	149	16	110	423	23	29	28	238	485	56	14	59	.337

PITCHER	W	L	ERA	G	GS	CG	SH	SV	IP	H	R	ER	HR	HB	BB	SO	WP	BK	BAA
Blackburn	4	5	8.10	13	13	0	0	0	63.1	90	57	57	15	0	22	30	2	0	.333
Burnett	2	2	2.49	36	0	0	0	0	43.1	34	13	12	3	2	15	19	2	0	.217
Burton	1	0	2.55	36	0	0	0	2	35.1	24	11	10	4	3	8	34	0	0	.189
Butera	0	0	0.00	1	0	0	0	0	1.0	0	0	0	0	0	1	1	1	0	.000
Capps	1	4	3.42	27	0	0	0	14	26.1	24	11	10	4	0	4	16	3	0	.233
Deduno	0	0	5.06	1	1	0	0	0	5.1	6	3	3	2	0	3	3	1	0	.333
De Vries	2	1	3.00	6	5	0	0	0	30.0	25	14	10	6	1	8	21	0	0	.225
Diamond	7	3	2.62	12	12	0	0	0	79.0	81	29	23	8	4	12	45	5	0	.266
Duensing	1	5	4.11	33	3	0	0	0	46.0	44	21	21	3	1	12	26	1	0	.253
Fien	0	0	.000	1	0	0	0	0	1.0	1	0	0	0	0	0	0	0	0	.250
Gray	5	0	3.93	34	0	0	0	0	36.2	37	17	16	4	2	16	18	5	1	.255
Hendriks	0	5	7.04	8	8	0	0	0	38.1	57	36	30	10	2	10	23	1	0	.345
Liriano	3	7	5.08	19	14	0	0	0	83.1	74	50	47	7	4	50	82	6	1	.242
Maloney	1	0	8.18	9	0	0	0	0	11.0	17	10	10	2	1	1	5	0	0	.347
Manship	0	0	10.97	8	0	0	0	0	10.2	18	13	13	4	0	3	5	0	0	.375
Marquis	2	4	8.47	7	7	0	0	0	34.0	52	33	32	9	3	14	12	1	0	.371
Oliveros	0	0	5.40	1	0	0	0	0	1.2	1	1	1	0	0	1	1	0	0	.167
Pavano	2	5	6.00	11	11	0	0	0	63.0	80	46	42	9	2	8	33	0	0	.313
Perkins	1	1	3.11	39	0	0	0	4	37.2	41	18	13	3	0	13	44	3	0	.277
Robertson	0	0	7.20	8	0	0	0	0	5.0	7	5	5	1	0	1	7	0	0	.350
Swarzak	2	4	4.31	26	4	0	0	0	62.2	65	30	30	8	0	19	36	1	0	.277
Waldrop	0	1	4.50	4	0	0	0	0	4.0	7	2	2	1	1	3	1	0	0	.412
Walters	2	2	5.40	7	7	1	0	0	36.2	42	22	22	7	2	14	23	0	0	.300
MINNESOTA	36	49	4.86	85	85	1	2	20	755.1	827	441	408	110	28	238	485	32	2	.281
OPPONENTS	49	36	3.75	85	85	6	7	19	763.2	751	354	318	73	28	275	566	23	2	.258

## TWINS IN AUGUST

PLAYER	AVG	G	AB	R	H	2B	3B	HR	RBI	SH	SF	HB	BB	SO	SB	CS	E	OBP
Butera	.133	6	15	0	2	0	0	0	1	0	0	0	0	1	0	0	0	.133
Carroll	.296	24	81	14	24	3	0	0	2	2	0	0	10	11	0	0	6	.374
Carson	.381	5	21	1	8	1	0	0	1	0	0	0	0	6	0	0	0	.381
Casilla	.146	15	48	6	7	2	0	1	5	0	0	0	5	10	4	0	0	.226
RIGHT	.000		15		0	0	0	0	0	0	0	0	3	5				.167
LEFT	.212		33		7	2	0	1	5	0	0	0	2	5				.257
Doumit	.283	26	99	8	28	8	0	4	11	0	0	2	3	17	0	0	0	.317
RIGHT	.313		32		10	2	0	1	5	0	0	1	0	4				.333
LEFT	.269		67		18	6	0	3	6	0	0	1	3	13				.310
Dozier	.220	11	41	5	9	2	0	2	5	0	1	0	4	9	1	0	0	.283
Florimon	.256	14	43	6	11	3	1	0	3	1	0	0	7	11	1	0	4	.360
RIGHT	.333		15		5	1	0	1	1	0	0	0	3	3				.444
LEFT	.214		28		6	2	0	0	2	1	0	0	4	8				.313
Mastroianni	.288	2	52	7	15	2	0	1	8	2	1	0	6	14	6	0	0	.321
Mauer	.375	27	102	9	28	5	1	2	19	0	0	1	16	15	3	2	2	.378
Morneau	.214	27	105	12	33	6	1	4	17	0	0	1	6	17	0	0	1	.345
Nishioka	.000	3	12	0	0	0	0	0	1	0	1	0	1	1	0	0	2	.071
Parmelee	.333	2	9	2	3	1	0	0	0	0	0	0	0	1	0	0	2	.071
Plouffe	.161	17	62	4	10	1	0	1	7	0	1	0	6	14	0	0	3	.232
Revere	.268	26	112	18	30	2	2	0	7	1	2	0	7	14	7	2	0	.306
Span	.220	13	59	9	13	5	1	0	2	0	0	0	4	5	2	0	0	.270
Valencia	.182	3	11	2	2	0	0	1	2	0	1	0	1	6	0	0	1	.231
Willingham	.223	26	94	14	21	4	0	6	17	0	2	3	8	27	0	1	1	.299
MINNESOTA	.252	28	966	117	243	44	6	22	108	6	13	7	81	179	24	5	21	.310
DH	.213	28	108	8	23	8	1	2	14	0	2	4	8	23	4	0	0	.287
OPPONENTS	.276	28	950	138	262	59	4	28	134	7	7	11	80	158	27	3	28	.287

PITCHER	W	L	ERA	G	GS	CG	SH	SV	IP	H	R	ER	HR	HB	BB	SO	WP	BK	BAA
Blackburn	0	3	7.16	3	3	0	0	0	16.1	31	13	13	6	0	2	7	0	0	.413
Burnett	1	1	2.70	11	0	0	0	0	10.0	11	5	3	0	1	5	5	1	0	.262
Burton	0	1	1.08	9	0	0	0	2	8.1	6	6	1	0	0	2	7	0	0	.182
Deduno	3	2	4.11	6	6	0	0	0	35.0	30	16	16	2	4	21	21	0	0	.236
De Vries	1	3	6.26	5	5	0	0	0	23.0	28	18	16	4	0	7	17	0	0	.286
Diamond	1	2	4.10	6	6	0	0	0	37.1	42	18	17	5	0	6	17	3	0	.294
Duensing	1	4	6.61	6	6	0	0	0	32.2	48	31	24	4	0	7	23	0	0	.340
Fien	0	0	0.71	13	0	0	0	0	12.2	8	2	1	0	0	5	15	0	0	.186
Gray	1	0	6.10	9	0	0	0	0	10.1	11	7	7	3	1	3	6	0	0	.275
Hendriks	0	2	3.21	2	2	1	0	0	14.0	9	5	5	1	1	6	8	1	0	.191
Manship	0	0	4.91	4	0	0	0	0	11.1	11	6	6	0	1	4	7	0	0	.268
Perdomo	0	0	1.69	4	0	0	0	0	5.1	4	1	1	0	0	4	3	0	0	.222
Perkins	0	0	1.69	10	0	0	0	3	10.2	4	2	2	1	2	1	11	0	0	.121
Robertson	1	1	3.68	12	0	0	0	0	7.1	7	3	3	1	1	4	7	0	0	.259
Swarzak	0	0	6.75	4	0	0	0	0	5.1	7	4	4	1	0	3	2	1	0	.318
Waldrup	0	0	1.80	3	0	0	0	0	5.0	5	1	1	0	0	0	2	0	0	.250
MINNESOTA	9	19	4.42	28	28	1	2	5	244.1	262	138	120	28	11	80	158	6	0	.276
OPPONENTS	19	9	3.18	28	28	1	2	10	252.0	243	117	89	22	7	81	179	7	1	.252

## TWINS STARTERS IN 2012

Pitcher	Last Start	Dec.	Starts	QS	Team Rec.	Run Supp.	RS Avg.
Diamond	10/3 vs. Det. (5.0-5-2-2-1-3)	L	27	16	14-13	134	6.97
Blackburn	8/17 at Sea. (5.1-11-5-5-1-1)	L	19	3	8-11	49	4.47
Liriano	7/23 at CWS. (2.2-7-7-7-1-2)	L	17	8	6-11	33	3.21
De Vries	9/8 vs. Cle. (6.0-4-0-0-1-2)	W	16	7	8-9	49	5.03
Hendriks	9/30 vs. Det. (7.0-5-0-0-2-3)	ND	16	5	5-11	35	3.69
Deduno	9/26 vs. NY. (1.2-0-0-0-2-2)	ND	15	8	8-6	51	5.81
Duensing	8/30 vs. Sea. (5.1-4-4-3-2-3)	L	11	3	3-8	26	4.50
Pavano	6/1 at Cle. (3.2-9-7-6-1-2)	L	11	4	4-7	24	3.43
Walters	9/29 vs Det. (5.0-4-2-2-1-5)	L	12	5	6-6	32	4.67
Marquis	5/20 at Mil. (1.2-8-8-8-1-0)	L	7	2	2-5	19	5.03
Swarzak	10/2 at Tor. (5.0-5-4-4-3-2)	L	5	0	0-5	9	3.47
Vasquez	10/1 at Tor. (5.2-6-3-3-3-1)	ND	6	1	2-4	15	4.26

## TWINS IN SEPTEMBER/OCTOBER

PLAYER	AVG	G	AB	R	H	2B	3B	HR	RBI	SH	SF	HB	BB	SO	SB	CS	E	OBP
Butera	.136	8	22	2	3	1	0	0	0	0	0	1	4	7	0	0	1	.296
Carroll	.388	20	67	13	26	3	0	1	8	1	2	1	4	7	3	2	0	.419
Carson	.156	21	45	2	7	0	0	0	3	0	1	0	2	15	0	0	0	.188
Casilla	.436	19	39	6	17	4	0	0	5	1	0	1	1	2	5	0	2	.463
RIGHT	.750		8		6	1	0	0	3	0	0	0	0	0				.750
LEFT	.355		31		11	3	0	0	2	1	0	1	1	2				.394
Doumit	.230	23	87	15	20	7	0	4	15	0	0	0	4	19	0	0	4	.264
RIGHT	.194		31		6	2	0	1	3	0	0	0	3	8				.265
LEFT	.250		56		14	5	0	3	12	0	0	0	1	11				.263
Escobar	.227	14	44	4	10	0	0	0	6	1	1	1	2	8	1	0	0	.271
RIGHT	.385		13		5	0	0	0	4	0	0	0	1	0				.429
LEFT	.161		31		5	0	0	0	2	1	1	1	1	8				.206
Florimon	.202	29	94	10	19	2	1	1	7	2	0	0	3	19	2	1	3	.227
RIGHT	.219		32		7	0	0	0	2	2	0	0	0	5				.219
LEFT	.194		62		12	2	1	1	5	0	0	0	3	14				.231
Herrmann	.056	7	18	0	1	0	0	0	1	0	0	0	1	5	0	0	0	.105
Mastroianni	.148	15	27	3	4	0	0	0	0	0	0	1	4	14	4	1	1	.281
Mauer	.356	25	90	13	32	5	2	2	17	0	1	0	19	18	0	1	0	.464
Morneau	.236	27	89	13	21	1	0	2	13	0	4	2	16	25	0	0	3	.351
Parmelee	.253	22	75	6	19	4	1	3	14	0	1	1	4	23	0	0	0	.296
Plouffe	.218	28	101	8	22	6	1	4	10	0	0	2	5	21	1	0	6	.269
Revere	.263	30	118	16	31	0	1	0	5	1	0	1	8	17	9	2	0	.315
Span	.263	20	76	11	20	6	1	1	6	0	0	0	4	8	3	0	0	.300
Willingham	.250	20	68	9	17	4	0	2	14	0	2	0	12	20	1	0	0	.354
MINNESOTA	.254	31	1060	131	269	43	7	20	124	6	12	11	93	228	29	7	22	0.317
DH	.204	31	113	17	23	5	2	2	21	0	3	0	17	31	2	0	0	0.301
PITCHERS	.000	31	0	0	0	0	0	0	0	0	0	0	0	0	0	0	2	0
OPPONENT	.258	31	1081	157	279	51	9	33	151	3	8	10	101	180	21	6	11	0.325

PITCHER	W	L	ERA	G	GS	CG	SH	SV	IP	H	R	ER	HR	HB	BB	SO	WP	BK	BAA
Burnett	0	0	6.75	12	0	0	0	0	12.0	20	11	9	1	0	3	11	2	0	.364
Burton	2	1	2.19	13	0	0	0	0	12.1	5	3	3	1	1	4	12	0	0	.125
Capps	0	0	0.00	1	0	0	0	0	1.0	2	0	0	0	0	0	0	0	0	.400
Deduno	1	3	6.43	5	5	0	0	0	21.0	19	15	15	5	1	16	18	3	0	.244
De Vries	2	0	0.71	2	2	0	0	0	12.2	10	1	1	0	0	1	5	0	0	.213
Diamond	2	3	4.79	6	6	0	0	0	35.2	39	20	19	3	0	10	17	2	0	.277
Duensing	1	2	4.32	11	0	0	0	0	16.2	15	9	8	0	0	4	13	3	0	.231
Fien	1	0	4.09	13	0	0	0	0	11.0	9	5	5	3	0	2	9	0	0	.209
Hendriks	1	1	4.91	6	6	0	0	0	33.0	40	20	18	6	1	10	19	2	0	.296
Perdomo	0	0	4.09	10	0	0	0	0	11.0	10	5	5	0	2	5	5	1	0	.244
Perkins	1	0	1.93	13	0	0	0	8	14.0	6	3	3	3	1	1	15	0	0	.128
Robertson	1	1	3.68	12	0	0	0	0	7.1	3	4	3	0	0	6	5	0	0	.111
Swarzak	1	2	6.45	9	1	0	0	0	22.1	25	19	16	3	0	9	14	1	0	.284
Vasquez	0	2	5.68	6	6	0	0	0	31.2	32	20	20	2	1	19	14	1	0	.274
Waldrop	0	0	2.19	10	0	0	0	0	12.1	15	3	3	1	2	3	4	1	0	.313
Walters	0	3	6.12	5	5	0	0	0	25.0	29	19	17	5	1	8	19	1	0	.279
MINNESOTA	13	18	4.68	31	31	0	1	8	279.0	279	157	145	33	10	101	180	17	0	.258
OPPONENTS	18	13	4.01	31	31	1	2	8	280.2	269	131	125	20	11	93	228	7	1	.254

## STARTING LINEUP BY BATTING ORDER

Player	1st	2nd	3rd	4th	5th	6th	7th	8th	9th
Butera							1	30	1
Carroll	1	42				1	4	23	59
Carson						6	4	6	
Casilla		7				1	10	25	41
Doumit				5	39	68	14		
Escobar		3					2	5	3
Florimon									42
Herrmann							3	1	
Mastroianni	3	18				4	8	6	2
Mauer		2	142						
Morneau				42	91				
Parmelee				3	3	23	12	8	
Plouffe					12	43	43	13	2
Revere	34	79						4	1
Span		122							
Willingham				20	112	11			
Others	2	11				6	16	61	41

## TWINS AFTER THE ALL-STAR BREAK

PLAYER	AVG	G	AB	R	H	2B	3B	HR	RBI	SH	SF	HB	BB	SO	SB	CS	E	OBP
Butera	.143	19	49	2	7	1	0	0	1	0	0	1	5	11	0	0	1	.236
Carroll	.315	58	197	33	62	8	0	1	15	3	3	2	20	26	3	2	6	.378
Carson	.227	26	66	3	15	1	0	0	4	0	1	0	2	21	0	0	0	.246
Casilla	.248	48	125	17	31	7	1	1	16	2	2	2	7	19	11	0	4	.294
RIGHT	.233		30		7	1	0	0	4	0	1	0	3	6				.267
LEFT	.253		95		24	6	1	1	12	2	1	2	4	13				.368
Doumit	.264	67	250	31	66	18	0	11	39	0	1	4	8	46	0	0	4	.297
RIGHT	.241		83		20	4	0	3	11	0	0	3	3	15				.398
LEFT	.275		167		46	14	0	8	28	0	1	1	5	31				.503
Dozier	.219	29	105	12	23	3	0	3	11	1	1	1	8	17	3	0	2	.278
Escobar	.227	14	44	4	10	0	0	0	6	1	1	1	2	8	1	0	0	.271
RIGHT	.385		13		5	0	0	0	4	0	0	0	1	0				.385
LEFT	.161		31		5	0	0	0	2	1	1	1	1	8				.161
Florimon	.219	43	137	16	30	5	2	1	10	3	0	0	10	30	3	1	7	.272
RIGHT	.255		47		12	1	1	0	3	2	0	0	3	8				.319
LEFT	.200		90		18	4	1	1	7	1	0	0	7	22				.300
Herrmann	.056	7	18	0	1	0	0	0	1	0	0	0	1	5	0	0	0	.105
Mastroianni	.240	45	96	13	23	2	1	2	9	2	1	1	9	33	12	1	1	.308
Mauer	.312	70	260	37	81	13	3	5	44	1	1	1	46	44	4	3	2	.416
Morneau	.289	69	253	35	73	12	1	8	39	0	8	4	26	49	0	0	4	.354
Nishioka	.000	3	12	0	0	0	0	0	1	0	1	0	1	1	0	0	2	.071
Parmelee	.270	26	89	9	24	5	1	3	15	0	1	1	4	25	0	0	1	.305
Plouffe	.212	53	193	17	41	9	1	5	19	0	1	3	13	38	1	1	10	.271
Revere	.278	73	302	44	84	7	4	0	21	2	2	1	19	38	22	4	0	.321
Span	.303	50	201	32	61	18	2	1	17	1	0	0	16	21	8	3	3	.355
Valencia	.231	7	26	4	6	1	0	1	6	0	2	0	1	9	0	0	2	.241
Willingham	.259	64	228	38	59	9	0	16	50	0	4	3	32	62	1	1	2	.352
MINNESOTA	.263	77	2651	347	697	119	16	58	324	16	30	25	230	503	69	16	55	.324
DH	.230	77	291	36	67	15	3	7	47	0	6	4	30	64	6	0	0	.305
PITCHERS	.000	77	0	0	0	0	0	0	0	0	0	0	0	0	0	0	4	.000
OPPONENT	.266	77	2663	391	709	136	15	88	376	11	19	29	227	458	55	10	51	.328

PITCHER	W	L	ERA	G	GS	CG	SHO	SV	IP	H	R	ER	HR	HB	BB	SO	WP	BK	BAA
Blackburn	0	4	6.11	6	6	0	0	0	35.1	53	24	8	1	4	12	0	0	0	.351
Burnett	2	2	5.08	31	0	0	0	0	28.1	37	20	16	1	1	11	17	4	0	.311
Burton	2	2	1.69	28	0	0	0	3	26.2	17	10	5	1	2	8	21	0	0	.181
Capps	0	0	6.00	3	0	0	0	0	3.0	4	2	2	1	0	0	2	0	0	.308
Deduno	6	5	4.40	14	14	0	0	0	73.2	63	37	36	8	5	50	54	4	0	.235
De Vries	3	4	4.68	11	11	0	0	0	57.2	63	34	30	10	3	10	37	1	0	.265
Diamond	5	6	4.31	15	15	1	1	0	94.0	103	47	45	9	0	19	45	5	0	.281
Duensing	3	7	5.86	22	8	0	0	0	63.0	82	50	41	7	1	15	43	4	0	.311
Fien	2	1	2.12	34	0	0	0	0	34.0	24	9	8	3	1	9	32	0	0	.194
Gray	1	1	9.98	15	0	0	0	0	15.1	21	17	17	5	2	6	8	0	0	.328
Hendriks	1	3	4.40	8	8	1	0	0	47.0	49	25	23	7	2	16	27	3	0	.269
Liriano	0	3	6.48	3	3	0	0	0	16.2	15	13	12	5	0	5	27	0	0	.227
Manship	0	0	4.91	4	0	0	0	0	11.0	11	6	6	0	1	4	7	0	0	.268
Perdomo	0	0	3.18	15	0	0	0	0	17.0	15	8	6	0	2	12	8	1	0	.238
Perkins	2	0	1.93	31	0	0	0	12	32.2	16	7	7	5	3	3	34	0	0	.147
Robertson	2	2	4.95	32	0	0	0	0	20.0	14	12	11	3	1	13	19	1	0	.189
Swarzak	1	2	6.35	18	1	0	0	0	34.0	41	27	24	7	0	12	26	2	0	.297
Vasquez	0	2	5.68	6	6	0	0	0	31.2	32	20	20	2	1	19	14	1	0	.274
Waldrop	0	0	2.08	13	0	0	0	0	17.1	20	4	4	1	2	3	6	1	0	.294
Walters	0	3	6.12	5	5	0	0	0	25.0	29	19	17	5	1	8	19	1	0	.279
MINNESOTA	30	47	4.66	77	77	2	4	15	683.1	709	391	354	88	29	227	458	28	0	.266
OPPONENTS	47	30	3.89	77	77	2	4	24	691.0	697	347	299	58	25	230	503	17	4	.263

## 2012 WALK-OFF VICTORIES

DATE	OPPONENT	SCORE	NOTES
May 29	Oakland	3-2	Twins down 2-0 in ninth, Willingham 2-out, 3-run homer
June 8	Chicago-NL	8-7 (10 innings)	Willingham singles in Mastroianni in bottom of 10
June 17	Milwaukee	5-4 (15 innings)	Span singles in Dozier w/ 2-outs in bottom 15
July 30	Chicago-AL	7-6	Carroll drives in Casilla with sac-fly to RF in bottom 9
September 9	Cleveland	8-7	Morneau homers w/ 2-outs in bottom of 9

2012 MAJOR LEAGUE ATTENDANCE SUMMARY

AMERICAN LEAGUE

CLUB	TOTAL	HOME	DATES	G	SEASON HIGH		TOTAL	ROAD	DATES
		AVERAGE			TOTAL	DATE		AVERAGE	
NEW YORK	3,542,406	43,733	81	(81)	49,573	7/28	2,766,502	34,154	81
TEXAS	3,460,280	42,720	81	(81)	49,197	4/28	2,256,784	28,210	80
LOS ANGELES	3,061,770	37,800	81	(81)	44,548	6/22	2,497,339	30,831	81
BOSTON	3,043,003	37,568	81	(81)	38,416	8/07	2,514,090	31,038	81
DETROIT	3,028,033	37,383	81	(81)	45,027	4/05	2,473,687	30,539	81
MINNESOTA	2,776,354	34,276	81	(81)	39,512	8/11	2,264,492	28,306	80
BALTIMORE	2,102,240	26,611	79	(81)	46,773	4/06	2,393,520	29,550	81
TORONTO	2,099,663	25,922	81	(81)	48,473	4/09	2,326,019	29,075	80
CHICAGO	1,965,955	24,271	81	(81)	38,676	4/13	2,428,679	29,984	81
KANSAS CITY	1,739,859	21,748	80	(81)	40,230	4/13	2,223,264	27,448	81
SEATTLE	1,721,920	21,258	81	(81)	46,026	4/13	2,289,275	28,263	81
OAKLAND	1,679,013	20,729	81	(81)	44,227	3/28	2,428,269	29,979	81
CLEVELAND	1,603,596	19,797	81	(81)	43,190	4/05	2,291,136	28,286	81
TAMPA BAY	1,559,681	19,255	81	(81)	34,078	4/06	2,462,698	30,404	81
TOTALS	33,383,773	29,517	1131	(1134)			33,615,754	29,722	1131

NATIONAL LEAGUE

CLUB	TOTAL	HOME	DATES	G	SEASON HIGH		TOTAL	ROAD	DATES
		AVERAGE			TOTAL	DATE		AVERAGE	
PHILADELPHIA	3,565,718	44,021	81	(81)	45,989	7/21	2,571,744	31,750	81
SAN FRANCISCO	3,377,371	41,696	81	(81)	42,664	6/26	2,631,177	32,890	80
LOS ANGELES	3,324,246	41,040	81	(81)	56,000	4/10	2,611,207	32,640	80
ST. LOUIS	3,262,109	40,273	81	(81)	46,882	4/13	2,546,394	31,437	81
CHICAGO	2,882,756	35,590	81	(81)	42,292	6/14	2,631,341	32,486	81
MILWAUKEE	2,831,385	34,955	81	(81)	46,086	4/06	2,476,986	30,580	81
COLORADO	2,630,458	32,475	81	(81)	49,282	4/09	2,584,080	32,301	80
ATLANTA	2,420,171	29,879	81	(81)	51,910	9/28	2,586,832	31,936	81
WASHINGTON	2,370,794	30,010	79	(81)	42,662	8/18	2,682,467	33,117	81
CINCINNATI	2,347,251	28,978	81	(81)	42,956	4/05	2,493,514	30,784	81
NEW YORK	2,242,803	28,035	80	(81)	42,516	7/03	2,731,369	33,721	81
MIAMI	2,219,444	27,401	81	(81)	36,711	7/25	2,478,929	30,987	80
ARIZONA	2,177,617	26,884	81	(81)	49,130	4/06	2,615,678	32,292	81
SAN DIEGO	2,123,721	26,219	81	(81)	43,427	5/19	2,545,222	31,422	81
PITTSBURGH	2,091,918	26,149	80	(81)	39,585	4/05	2,535,930	31,308	81
HOUSTON	1,607,733	19,849	81	(81)	43,464	4/06	2,520,644	31,119	81
TOTALS	41,475,495	32,102	1292	(1296)			41,243,514	31,922	1292
GRAND TOTALS	74,846,495	30,895	2423	(2430)			74,859,268	30,895	2423

Major League attendance numbers are unofficial

STARTING LINEUP BY POSITION									
Player	C	1B	2B	SS	3B	LF	CF	RF	DH
Butera	32								
Carroll			64	36	31				
Carson						8		8	
Casilla			83		1				
Doumit	56					16		6	48
Escobar			8	3	2				
Florimon				42					
Herrmann	2					1			1
Mastroianni						10	4	27	
Mauer	72	30							42
Morneau		99							34
Parmelee		31				1		16	1
Plouffe		1	2		92	2		13	2
Revere						5	34	79	
Span							122		
Willingham						118			25
Others		1	5	81	36	1	2	13	

# OPPONENTS

2012 MINNESOTA TWINS SEASON SUMMARY





# MAJOR LEAGUE BASEBALL

245 Park Avenue  
New York, NY 10167  
(212) 931-7800  
FAX: (212) 949-5654  
www.MLB.com



## OFFICE OF THE COMMISSIONER

Allan H. (Bud) Selig .....	Commissioner of Baseball
Tim Brosnan .....	Executive Vice President, Business
Rob Manfred .....	Executive Vice President, Labor Relations and Human Resources
Jonathan Mariner .....	Executive Vice President and Chief Financial Officer
John McHale, Jr. ....	Executive Vice President, Administration and Chief Information Officer
Jimmie Lee Solomon .....	Executive Vice President, Baseball Development

## BROADCASTING

Chris Tully .....	Senior Vice President, Broadcasting
Bernadette McDonald .....	Vice President, Broadcasting Operations
Susanne Hilgefort .....	Senior Director, Distribution Development
Chuck Torres .....	Director, Broadcasting Administration and Operations

## CLUB RELATIONS

Katy Feeney .....	Senior Vice President, Scheduling and Club Relations
Phyllis Merhige .....	Senior Vice President, Club Relations
Angie Cintron .....	Senior Administrative Assistant, Club Relations
Raxel Concepcion .....	Senior Administrative Assistant, Scheduling and Club Relations
Bennett Shields .....	Coordinator, Scheduling & Club Relations

## PUBLIC RELATIONS

(212) 931-7878; FAX (212) 949-5654

Pat Courtney .....	Senior Vice President, Public Relations
Matt Bourne .....	Vice President, Business Public Relations
John Blundell .....	Director, Media Relations
Mike Teevan .....	Director, Public Relations
Jeff Heckelman .....	Manager, Business Public Relations
Donald Muller .....	Manager, Media Relations
Dan Queen .....	Manager, Business Public Relations
Lauren Verrusio .....	Manager, Business Public Relations
Steven Arocho .....	Specialist, Business Public Relations
Sarah Leer .....	Coordinator, Business Public Relations
Lydia Panayotidis .....	Coordinator, Media Relations
Ariel Williams .....	Coordinator, Public Relations
Jennifer Zudonyi .....	Coordinator, Public Relations
Raquel Ramos .....	Administrative Assistant

## BASEBALL OPERATIONS

Kim Ng .....	Senior Vice President, Baseball Operations
Peter Woodfork .....	Senior Vice President, Baseball Operations
Joe Garagiola, Jr. ....	Senior Vice President, Standards and On-Field Operations
Lou Melendez .....	Vice President, International Baseball Operations
Roy Krasik .....	Senior Director, Major League Operations
Frank Marcos .....	Senior Director, Major League Scouting Bureau
Randy Marsh .....	Director, Umpiring
Rich Rieker .....	Director, Umpiring
Tom Lepperd .....	Director, Umpire Administration
Jeff Pfeifer .....	Senior Manager, Baseball Operations



# BALTIMORE ORIOLES



## SERIES RESULTS, LAST 20 YEARS

YEAR	HOME	ROAD	TOTALS
1993	3-3	1-5	4-8
1994	4-2	1-2	5-4
1995	4-2	2-1	6-3
1996	1-5	4-2	5-7
1997	1-5	0-5	1-10
1998	2-3	1-4	3-7
1999	0-3	1-5	1-8
2000	2-4	1-2	3-6
2001	2-1	1-2	3-3
2002	1-2	0-3	1-5
2003	2-1	2-2	4-3
2004	1-2	4-2	5-4
2005	2-1	1-2	3-3
2006	2-1	4-2	6-3
2007	3-0	4-0	7-0
2008	1-2	2-1	3-3
2009	2-1	0-2	2-3
2010	2-2	3-1	5-3
2011	0-4	2-2	2-6
2012	2-2	0-3	2-5
<b>TOTALS</b>	<b>145-149</b>	<b>125-168</b>	<b>270-317</b>

### Won-Lost Record at Stadium

Metropolitan Stadium (1961-1981).....	68-77
Metrodome (1982-2009).....	73-64
Target Field (2010-2012).....	4-8
Memorial Stadium (1961-1991).....	88-117
Camden Yards (1992-2012).....	37-51

333 West Camden St., Baltimore, MD 21201  
1-888-848-BIRD, P.R. FAX: (410) 547-6272

**Stadium (Capacity)**..... Oriole Park at Camden Yards (45,971)  
**Dimensions (L-C-R)**..... 333-400-318

**Chairman of the Board/CEO**..... Peter Angelos  
**Executive Vice President, Baseball Operations**..... Dan Duquette  
**Field Manager**..... Buck Showalter  
**Director, Public Relations**..... Monica Barlow  
**Manager, Media Relations**..... Jeff Lantz

**2012 Record**..... 93-69, 2nd, A.L. East (wildcard)

### 2012 Twins vs. Baltimore

4/6..... at BAL..... L..... 2-4	7/17..... MIN..... W..... 6-4
4/7..... at BAL..... L..... 2-8	7/18..... MIN..... L..... 1-2
4/8..... at BAL..... L..... 1-3	7/19..... MIN..... L..... 3-4
7/16..... MIN..... W..... 19-7	

**Last Minnesota Sweep**..... at MIN..... at BAL  
3-Game..... 4/2-4/07..... 7/22-24/96  
4-Game..... Never..... 8/23-26/07

**Last Baltimore Sweep**..... at MIN..... at BAL  
3-Game..... 9/7-9/99..... 4/6-4/8/12  
4-Game..... 08/22-25/11..... 7/1-3/66

# BOSTON RED SOX



## SERIES RESULTS, LAST 20 YEARS

YEAR	HOME	ROAD	TOTALS
1993	3-3	2-4	5-7
1994	5-1	3-0	8-1
1995	2-2	2-3	4-5
1996	4-2	2-4	6-6
1997	2-3	1-5	3-8
1998	3-2	3-3	6-5
1999	3-3	1-3	4-6
2000	0-4	2-4	2-8
2001	2-1	1-2	3-3
2002	2-1	1-2	3-3
2003	2-1	2-1	4-2
2004	2-1	2-1	4-2
2005	2-1	0-3	2-4
2006	3-0	2-1	5-1
2007	1-2	2-2	3-4
2008	3-1	0-3	3-4
2009	2-2	0-2	2-4
2010	2-1	0-2	2-3
2011	1-2	1-3	2-5
2012	0-3	3-1	3-4
<b>TOTALS</b>	<b>170-122</b>	<b>123-168</b>	<b>293-290</b>

### Won-Lost Record at Stadium

Metropolitan Stadium (1961-1981).....	87-58
Metrodome (1982-2009).....	80-58
Target Field (2010-2012).....	3-6
Fenway Park (1961-2012).....	123-168

4 Yawkey Way, Boston, MA 02215  
(617) 226-6000, P.R. FAX: (617) 226-6740

**Stadium (Capacity)**..... Fenway Park (37,493 - Night, 37,065 - Day)  
**Dimensions (L-C-R)**..... 310-390-302

**Principal Owner**..... John Henry  
**Chairman**..... Tom Werner  
**President/Chief Executive Officer**..... Larry Lucchino  
**Executive Vice President/General Manager**..... Ben Cherington  
**Field Manager**..... TBD  
**Director, Media Relations**..... Pam Ganley  
**Manager, Media Relations**..... Leah Tobin

**2012 Record**..... 69-93, 5th, A.L. East

### 2012 Twins vs. Boston

4/23..... MIN..... L..... 5-6	8/3..... at BOS..... W..... 6-5
4/24..... MIN..... L..... 2-11	8/4..... at BOS..... W..... 6-4
4/25..... MIN..... L..... 6-7	8/5..... at BOS..... L..... 4-6
8/2..... at BOS..... W..... 5-0	

**Last Minnesota Sweep**..... at MIN..... at BOS  
3-Game..... 6/13-15/06..... 6/13-15/94  
4-Game..... 8/1-4/66..... 7/18-21/91

**Last Boston Sweep**..... at MIN..... at BOS  
3-Game..... 4/23-25/12..... 7/7-9/08  
4-Game..... 7/3-6/00..... 8/14-17/97

# CHICAGO WHITE SOX



## SERIES RESULTS, LAST 20 YEARS

YEAR	HOME	ROAD	TOTALS
1993	1-5	2-5	3-10
1994	4-0	0-2	4-2
1995	2-5	1-5	3-10
1996	4-2	3-4	7-6
1997	3-3	3-3	6-6
1998	3-3	3-3	6-6
1999	2-4	1-4-1	3-8-1
2000	2-4	3-3	5-7
2001	7-2	7-3	14-5
2002	7-3	4-5	11-8
2003	7-2	3-7	10-9
2004	4-6	6-3	10-9
2005	3-6	4-5	7-11
2006	5-5	5-4	10-9
2007	5-4	4-5	9-9
2008	8-1	2-8	10-9
2009	7-2	5-4	12-6
2010	6-3	7-2	13-5
2011	3-6	6-3	9-9
2012	2-7	2-7	4-14
<b>TOTALS</b>	<b>226-175</b>	<b>194-208-1</b>	<b>420-383-3</b>

### Won-Lost Record at Stadium

Metropolitan Stadium (1961-1981)	101-70-2
Metrodome (1982-2009)	114-89
Target Field (2010-2011)	11-16
Comiskey Park (1961-1990)	119-114
U.S. Cellular Field (1991-2011)	75-94-1

333 West 35th St., Chicago, IL 60616  
(312) 674-1000, P.R. FAX: (312) 674-5116

**Stadium (Capacity)**..... U.S. Cellular Field (40,615)  
**Dimensions (L-C-R)**..... 330-400-335

**Chairman**..... Jerry Reinsdorf  
**Senior Vice President, General Manager**..... Ken Williams  
**Field Manager**..... Robin Ventura  
**Director, Media Relations**..... Bob Beghtol  
**Manager, Media Relations**..... Ray Garcia

**2012 Record**..... 85-77, 2nd, A.L. Central

### 2012 Twins vs. Chicago

5/22	at CWS	W	9-2	7/30	MIN	W	7-10
5/23	at CWS	L	0-6	7/31	MIN	L	3-4
5/24	at CWS	L	8-11	8/1	MIN	L	2-3
6/25	MIN	W	4-1	9/3	at CWS	L	2-4
6/26	MIN	L	2-3	9/4	at CWS	W	18-13
6/27	MIN	L	5-12	9/5	at CWS	L	2-6
7/23	at CWS	L	4-7	9/14	MIN	L	0-6
7/24	at CWS	L	4-11	9/15	MIN	L	3-5
7/25	at CWS	L	2-8	9/16	MIN	L	2-9

### Last Minnesota Sweep

3-Game	at MIN	at CWS
	7/27-29/09	9/14-16/10
4-Game	6/9-12/94	6/22-24/79

### Last Chicago Sweep

3-Game	at MIN	at CWS
	9/14-16/12	7/23-25/12
4-Game	Never	6/6-9/08

# CLEVELAND INDIANS



## SERIES RESULTS, LAST 20 YEARS

YEAR	HOME	ROAD	TOTALS
1993	4-2	4-2	8-4
1994	2-4	1-5	3-9
1995	2-5	2-4	4-9
1996	2-4	1-6	3-10
1997	1-5	3-3	4-8
1998	4-2	2-4	6-6
1999	1-5	2-4	3-9
2000	4-2	4-3	8-5
2001	3-7	2-7	5-14
2002	7-2	4-6	11-8
2003	4-6	6-3	10-9
2004	7-2	5-5	12-7
2005	5-4	4-6	9-10
2006	6-3	5-5	11-8
2007	2-7	2-7	4-14
2008	7-2	3-6	10-8
2009	6-3	4-5	10-8
2010	6-3	6-3	12-6
2011	4-5	3-6	7-11
2012	6-3	6-3	12-6
<b>TOTALS</b>	<b>200-170-1</b>	<b>161-207</b>	<b>361-377-1</b>

### Won-Lost Record at Stadium

Metropolitan Stadium (1961-1981)	75-70-1
Metrodome (1982-2009)	109-89
Target Field (2010-2011)	16-11
Cleveland Stadium (1961-1993)	96-116
Progressive Field (1994-2011)	65-91

2401 Ontario St., Cleveland, OH 44115  
(216) 420-4200, P.R. FAX: (216) 420-4430

**Stadium (Capacity)**..... Progressive Field (43,429)  
**Dimensions (L-C-R)**..... 325-405-325

**Owner/CEO**..... Lawrence J. Dolan  
**President**..... Mark Shapiro  
**Executive Vice President, General Manager**..... Chris Antonetti  
**Field Manager**..... Terry Francona  
**Director, Media Relations**..... Bart Swain  
**Coordinator, Baseball Information**..... Court Berry-Tripp

**2012 Record**..... 68-94, 4th A.L. Central

### 2012 Twins vs. Cleveland

5/14	MIN	L	4-5	8/7	at CLE	W	7-5
5/15	MIN	L	0-5	8/9	at CLE	L	2-6
6/1	at CLE	L	1-7	9/7	MIN	L	6-7
6/2	at CLE	W	7-4	9/8	MIN	W	3-0
6/3	at CLE	W	6-3	9/0	MIN	W	8-7
7/27	MIN	W	11-0	9/10	MIN	W	7-2
7/28	MIN	W	12-5	9/18	at CLE	W	6-5
7/29	MIN	W	5-1	9/19	at CLE	W	6-4
8/6	at CLE	W	14-3	9/20	at CLE	L	3-4

### Last Minnesota Sweep

3-Game	at MIN	at CLE
	7/27-29/12	6/14-16/91
4-Game	6/7-10/91	Never

### Last Cleveland Sweep

3-Game	at MIN	at CLE
	9/16-18/11	9/15-17/08
4-Game	Never	4/8-11/02

# DETROIT TIGERS



## SERIES RESULTS, LAST 20 YEARS

YEAR	HOME	ROAD	TOTALS
1993	1-5	5-1	6-6
1994	2-1	1-2	3-3
1995	2-4	3-3	5-7
1996	3-3	3-3	6-6
1997	5-1	2-3	7-4
1998	2-4	2-4	4-8
1999	2-4	4-2	6-6
2000	4-3	2-4	6-7
2001	8-1	7-3	15-4
2002	9-1	5-3	14-4
2003	8-1	7-3	15-4
2004	5-5	7-2	12-7
2005	7-2	4-6	11-8
2006	6-4	2-7	8-11
2007	1-8	5-4	6-12
2008	6-3	5-4	11-7
2009	8-2	4-5	12-7
2010	7-2	2-7	9-9
2011	2-7	2-7	4-14
2012	2-7	6-3	8-10
<b>TOTALS</b>	<b>206-166</b>	<b>185-183-1</b>	<b>391-349-1</b>

### Won-Lost Record at Stadium

Metropolitan Stadium (1961-1981)	81-67
Metrodome (1982-2009)	114-83
Target Field (2010-2012)	11-16
Tiger Stadium (1961-1999)	127-125-1
Comerica Park (2000-2012)	58-58

2100 Woodward Ave., Detroit, MI 48201  
(313) 471-2000, P.R. FAX: (313) 471-2138

**Stadium (Capacity)**.....Comerica Park (41,255)  
**Dimensions (L-C-R)**.....345-420-330

**Owner/Director**.....Michael Ilitch  
**President, CEO & General Manager**.....David Dombrowski  
**Field Manager**.....Jim Leyland  
**Director, Baseball Media Relations**.....Brian Britten  
**Manager, Baseball Media Relations**.....Rick Thompson

**2012 Record**.....88-74, 1st, A.L. Central

### 2012 Twins vs. Detroit

5/16.....at DET.....W.....11-7	8/13.....MIN.....W.....9-3
5/17.....at DET.....W.....4-3	8/14.....MIN.....L.....4-8
5/25.....MIN.....L.....6-10	8/15.....MIN.....L.....1-5
5/26.....MIN.....L.....3-6	9/22.....at DET.....L.....0-8
5/27.....MIN.....L.....3-4	*9/23.....at DET.....W.....10-4
7/2.....at DET.....W.....6-4	*9/23.....at DET.....W.....2-1
7/3.....at DET.....W.....8-6	9/28.....MIN.....W.....4-2
7/4.....at DET.....L.....1-5	9/29.....MIN.....L.....4-6
7/5.....at DET.....L.....3-7	9/30.....MIN.....L.....1-2

\* doubleheader

**Last Minnesota Sweep**.....at MIN.....at DET  
3-Game.....5/3-5/10.....8/8-10/03  
4-Game.....Never.....9/10-13/04  
**Last Detroit Sweep**.....at MIN.....at DET  
3-Game.....5/25-27/12.....9/9-11/11  
4-Game.....Never.....5/27-29/83

# KANSAS CITY ROYALS



## SERIES RESULTS, LAST 20 YEARS

YEAR	HOME	ROAD	TOTALS
1993	2-4	4-3	6-7
1994	2-2	2-4	4-6
1995	2-4	5-2	7-6
1996	4-3	3-3	7-6
1997	2-4	3-3	5-7
1998	1-5	4-2	5-7
1999	3-4	5-1	8-5
2000	4-2	1-5	5-7
2001	7-3	6-3	13-6
2002	6-3	8-2	14-5
2003	5-5	3-6	8-11
2004	8-1	4-6	12-7
2005	6-3	7-3	13-6
2006	5-4	7-3	12-7
2007	5-4	4-5	9-9
2008	5-4	7-2	12-6
2009	5-4	7-2	12-6
2010	7-2	6-3	13-5
2011	6-3	4-5	10-8
2012	5-4	6-3	11-7
<b>TOTALS</b>	<b>190-146</b>	<b>171-169</b>	<b>361-315</b>

### Won-Lost Record at Stadium

Metropolitan Stadium (1961-1981)	59-47
Metrodome (1982-2009)	113-90
Target Field (2010-2012)	18-9
Municipal Stadium (1969-1972)	17-19
Kauffman Stadium (1973-2012)	154-150

One Royal Way, Kansas City, MO 64129  
(816) 921-8000, P.R. FAX: (816) 921-5775

**Stadium (Capacity)**.....Kauffman Stadium (37,903)  
**Dimensions (L-C-R)**.....330-410-330

**Owner/Chief Executive Officer**.....David Glass  
**President**.....Dan Glass  
**Senior Vice President-Baseball Operations/GM**.....Dayton Moore  
**Field Manager**.....Ned Yost  
**Vice President, Communications**.....Mike Swanson  
**Director, Media Relations**.....David Holtzman

**2012 Record**.....72-90, 3rd, A.L. Central

### 2012 Twins vs. Kansas City

4/27.....MIN.....L.....6-7	7/20.....at K.C.....W.....2-1
4/28.....MIN.....W.....7-4	7/21.....at K.C.....L.....3-7
6/4.....at K.C.....W.....10-7	7/22.....at K.C.....W.....7-5
6/5.....at K.C.....L.....0-1	*9/1.....at K.C.....W.....3-1
6/6.....at K.C.....W.....4-2	*9/1.....at K.C.....W.....8-7
6/29.....MIN.....L.....3-4	9/2.....at K.C.....L.....4-6
*6/30.....MIN.....W.....7-2	9/11.....MIN.....L.....1-9
*6/30.....MIN.....W.....5-1	9/12.....MIN.....L.....5-10
7/1.....MIN.....W.....10-8	9/13.....MIN.....W.....4-3

\* doubleheader

**Last Minnesota Sweep**.....at MIN.....at K.C.  
3-Game.....9/6-8/10.....7/26-28/10  
4-Game.....6/29-7/2/70.....6/2-5/11  
**Last Kansas City Sweep**.....at MIN.....at K.C.  
3-Game.....8/4-6/98.....4/29-5/1/11  
4-Game.....5/7-10/99.....8/4-7/75

# LOS ANGELES ANGELS

## SERIES RESULTS, LAST 20 YEARS

YEAR	HOME	ROAD	TOTALS
1993	6-1	3-3	9-4
1994	1-2	2-1	3-3
1995	3-4	2-4	5-8
1996	5-1	3-3	8-4
1997	4-2	3-2	7-4
1998	2-4	3-2	5-6
1999	1-3	3-3	4-6
2000	1-5	2-2	3-7
2001	2-1	4-2	6-3
2002	3-3	2-1	5-4
2003	2-1	2-4	4-5
2004	3-3	1-2	4-5
2005	3-4	1-2	4-6
2006	1-2	1-2	2-4
2007	2-1	1-5	3-6
2008	1-3	2-2	3-5
2009	3-3	1-3	4-6
2010	2-1	3-1	5-2
2011	1-2	2-4	3-6
2012	3-3	0-3	3-6
<b>TOTALS</b>	<b>164-177</b>	<b>162-176</b>	<b>326-350</b>

### Won-Lost Record at Stadium

Metropolitan Stadium (1961-1981)	83-89
Metrodome (1982-2009)	75-82
Target Field (2010-2012)	6-6
Wrigley Field (1961)	4-5
Dodger Stadium (1962-1965)	19-17
Angel Stadium (1966-2012)	139-154



2000 Gene Autry Way, Anaheim, CA 92806  
(714) 940-2000, P.R. FAX: (714) 940-2205

**Stadium (Capacity)**.....Angel Stadium of Anaheim (45,389)  
**Dimensions (L-C-R)**.....365-400-365

**Owner**.....Arte Moreno  
**President**.....John Carpino  
**General Manager**.....Jerry Dipoto  
**Field Manager**.....Mike Scioscia  
**Vice President, Communications**.....Tim Mead  
**Manager, Communications**.....Eric Kay

**2012 Record**.....89-73, 3rd, A.L. West

### 2012 Twins vs. Los Angeles

4/9	MIN	L	1-5	5/2	at LAA	L	0-9
4/11	MIN	W	6-5	5/7	MIN	L	3-10
4/12	MIN	W	10-9	5/8	MIN	W	5-0
4/30	at LAA	L	3-4	5/9	MIN	L	2-6
5/1	at LAA	L	0-4				

### Last Minnesota Sweep

3-Game	4/17-19/09	8/6-8/96
4-Game	9/27-30/93	9/22-25/88

### Last Los Angeles Sweep

3-Game	7/31-8/2/09	4/30-5/2/12
4-Game	7/17-19/64	Never

# NEW YORK YANKEES

## SERIES RESULTS, LAST 20 YEARS

YEAR	HOME	ROAD	TOTALS
1993	2-4	2-4	4-8
1994	4-2	0-3	4-5
1995	1-2	2-2	3-4
1996	3-4	2-3	5-7
1997	1-5	2-3	3-8
1998	3-2	1-5	4-7
1999	2-4	2-2	4-6
2000	2-2	3-3	5-5
2001	2-1	2-1	4-2
2002	0-3	0-3	0-6
2003	0-4	0-3	0-7
2004	2-1	0-3	2-4
2005	2-1	1-2	3-3
2006	2-1	1-2	3-3
2007	1-2	1-3	2-5
2008	4-3	0-3	4-6
2009	0-3	0-4	0-7
2010	1-2	1-2	2-4
2011	1-3	1-3	2-6
2012	1-2	2-2	3-4
<b>TOTALS</b>	<b>136-161</b>	<b>111-177-1</b>	<b>247-338-1</b>

### Won-Lost Record at Stadium

Metropolitan Stadium (1961-1981)	69-77
Metrodome (1982-2009)	64-77
Target Field (2010-2012)	3-7
Yankee Stadium (1961-73;76-08)	103-159-1
Shea Stadium (1974-1975)	4-7
Yankee Stadium (2009-2012)	4-11



One East 161st Street, Bronx, NY 10451  
(718) 293-4300, P.R. FAX: (718) 293-8414

**Stadium (Capacity)**.....Yankee Stadium (50,291)  
**Dimensions (L-C-R)**.....318-408-314

**Managing General Partner/Co-Chairperson**.....Hal Z. Steinbrenner  
**General Partner/Co-Chairperson**.....Frank G. Steinbrenner  
**President**.....Randy Levine  
**Senior Vice President/General Manager**.....Brian Cashman  
**Field Manager**.....Joe Girardi  
**Director, Media Relations/Publicity**.....Jason Zillo  
**Managers, Media Relations/Publicity**.....Jason Latimer, Michael Margolis

**2012 Record**.....95-67, 1st, A.L. East

### 2012 Twins vs. New York

4/16	at NYY	W	7-3	9/24	MIN	L	3-6
4/17	at NYY	L	3-8	9/25	MIN	W	5-4
4/18	at NYY	W	6-5	9/26	MIN	L	2-8
4/19	at NYY	L	6-7				

### Last Minnesota Sweep

3-Game	9/6-8/91	8/9-11/68
4-Game	7/3-5/67	Never

### Last New York Sweep

3-Game	7/7-9/09	7/21-23/08
4-Game	4/18-21/03	5/15-18/09

# OAKLAND ATHLETICS



## SERIES RESULTS, LAST 20 YEARS

YEAR	HOME	ROAD	TOTALS
1993	3-4	5-1	8-5
1994	0-3	2-2	2-5
1995	3-3	2-4	5-7
1996	4-3	2-4	6-7
1997	3-2	4-2	7-4
1998	1-4	3-3	4-7
1999	5-1	2-4	7-5
2000	1-5	4-2	5-7
2001	3-3	2-1	5-4
2002	1-2	2-4	3-6
2003	6-0	2-1	8-1
2004	1-3	1-2	2-5
2005	1-3	3-3	4-6
2006	5-1	1-3	6-4
2007	4-0	1-2	5-2
2008	2-1	3-4	5-5
2009	1-2	3-4	4-6
2010	4-2	2-1	6-3
2011	1-2	3-2	4-4
2012	3-3	1-2	4-5
<b>TOTALS</b>	<b>163-124</b>	<b>126-154</b>	<b>289-278</b>

### Won-Lost Record at Stadium

Metropolitan Stadium (1968-1981).....	69-46
Metrodome (1982-2009).....	86-71
Target Field (2010-2012).....	8-7
Overstock.com Coliseum (1968-2012).....	126-154

7000 Coliseum Way, Oakland, CA 94621  
(510) 638-4900, P.R. FAX: (510) 562-1633

**Stadium (Capacity)**.....Overstock.com (0.co) Coliseum (35,067)  
**Dimensions (L-C-R)**.....330-400-330

**Managing Partner**.....Lewis Wolff  
**President**.....Michael Crowley  
**Vice President, General Manager**.....Billy Beane  
**Field Manager**.....Bob Melvin  
**Manager, Baseball Information**.....Mike Selleck  
**Manager, Player and Media Relations**.....Kristy Mendez

**2011 Record**.....94-68, 1st, A.L. West

### 2012 Twins vs. Oakland

5/28.....MIN.....W.....5-4	7/15.....MIN.....L.....4-9
5/29.....MIN.....W.....3-2	8/20.....at Oak.....W.....7-2
5/30.....MIN.....W.....4-0	8/21.....at Oak.....L.....1-4
7/13.....MIN.....L.....3-6	8/22.....at Oak.....L.....1-5
7/14.....MIN.....L.....3-6	

**Last Minnesota Sweep**.....**at MIN**.....**at OAK**  
3-Game.....5/28-30/12.....7/18-20/97  
4-Game.....7/12-15/07.....8/13-15/93

**Last Oakland Sweep**.....**at MIN**.....**at OAK**  
3-Game.....7/13-15/12.....8/30-9/1/02  
4-Game.....4/9-12/81.....Never

# SEATTLE MARINERS



## SERIES RESULTS, LAST 20 YEARS

YEAR	HOME	ROAD	TOTALS
1993	2-5	2-4	4-9
1994	2-1	1-2	3-3
1995	2-4	2-4	4-8
1996	1-5	5-1	6-6
1997	2-4	3-2	5-6
1998	0-6	2-3	2-9
1999	3-3	1-5	4-8
2000	2-4	1-5	3-9
2001	1-5	0-3	1-8
2002	2-1	3-3	5-4
2003	1-5	2-1	3-6
2004	3-0	2-4	5-4
2005	3-1	3-3	6-4
2006	4-1	1-2	5-3
2007	1-2	5-1	6-3
2008	3-0	2-4	5-4
2009	4-3	1-2	5-5
2010	3-0	3-4	6-4
2011	2-4	1-1	3-5
2012	1-3	1-5	2-8
<b>TOTALS</b>	<b>109-96-1</b>	<b>87-115</b>	<b>196-211-1</b>

### Won-Lost Record at Stadium

Metropolitan Stadium (1961-1981).....	17-18-1
Metrodome (1982-2009).....	86-71
Target Field (2010-2012).....	6-7
Kingdome (1977-1999).....	61-75
Safeco Field (1999-2012).....	26-43

P.O. Box 4100, Seattle, WA 98194  
(206) 346-4000, P.R. FAX: (206) 346-4400

**Stadium (Capacity)**.....Safeco Field (47,447)  
**Dimensions (L-C-R)**.....331-405-326

**Chairman/CEO**.....Howard Lincoln  
**President/COO**.....Chuck Armstrong  
**Executive VP, Baseball Operations/General Manager**.....Jack Zduriencik  
**Field Manager**.....Eric Wedge  
**Director, Baseball Information**.....Tim Hevly  
**Assistant Director, Baseball Information**.....Jeff Evans

**2012 Record**.....75-87, 4th, A.L. West

### 2012 Twins vs. Seattle

5/4.....at Sea.....W.....3-2	8/19.....at Sea.....L.....1-5
5/5.....at Sea.....L.....0-7	8/27.....MIN.....L.....0-1
5/6.....at Sea.....L.....2-5	8/28.....MIN.....L.....2-5
8/17.....at Sea.....L.....3-5	8/29.....MIN.....W.....10-0
8/18.....at Sea.....L.....2-3	8/30.....MIN.....L.....4-5

**Last Minnesota Sweep**.....**at MIN**.....**at SEA**  
3-Game.....7/30-8/1/10.....4/17-19/07  
4-Game.....4/25-28/91.....Never

**Last Seattle Sweep**.....**at MIN**.....**at SEA**  
3-Game.....9/13-15/96.....8/17-19/12  
4-Game.....5/29-6/1/03.....Never

# TAMPA BAY RAYS

## ALL-TIME SERIES RESULTS

YEAR	HOME	ROAD	TOTALS
1998	4-2	3-2	7-4
1999	1-3	4-2	5-5
2000	3-3	1-3	4-6
2001	1-2	0-4	1-6
2002	4-0	1-2	5-2
2003	3-0	3-0	6-0
2004	3-3	1-2	4-5
2005	3-0	3-0	6-0
2006	4-0	2-1	6-1
2007	2-2	1-2	3-4
2008	1-1	2-2	3-3
2009	2-1	1-2	3-3
2010	1-3	2-2	3-5
2011	2-4	1-3	3-7
2012	0-3	1-2	1-5
<b>TOTALS</b>	<b>34-27</b>	<b>26-29</b>	<b>60-56</b>

### Won-Lost Record at Stadium

Metrodome (1998-2009)	31-17
Target Field (2010-2012)	3-10
Tropicana Field (1998-2012)	26-29



One Tropicana Drive, St. Petersburg, FL 33705  
(727) 825-3137, P.R. FAX: (727) 825-3111

**Stadium (Capacity)**.....Tropicana Field (36,973)  
**Dimensions (L-C-R)**.....315-404-320

**Principal Owner**.....Stuart Sternberg  
**President**.....Matt Silverman  
**Executive Vice President, Baseball Operations**.....Andrew Friedman  
**Field Manager**.....Joe Maddon  
**Vice President, Communications**.....Rick Vaughn  
**Director, Communications**.....Dave Haller

**2012 Record**.....90-72, 3rd, A.L. East

### 2012 Twins vs. Tampa Bay

4/20 ..... at T.B. .... W ..... 5-4	8/10 ..... MIN ..... L ..... 6-12
4/21 ..... at T.B. .... L ..... 1-4	8/11 ..... MIN ..... L ..... 2-4
4/22 ..... at T.B. .... L ..... 2-6	8/12 ..... MIN ..... L ..... 3-7

### Last Minnesota Sweep

at MIN	at T.B.
3-Game ..... 7/1-3/05 ..... 5/6-8/05	
4-Game ..... 7/17-20/06 ..... Never	

### Last Tampa Bay Sweep

at MIN	at T.B.
3-Game ..... 8/10-12/12 ..... Never	
4-Game ..... Never ..... 8/10-13/01	

# TEXAS RANGERS

## SERIES RESULTS, LAST 20 YEARS

YEAR	HOME	ROAD	TOTALS
1993	4-2	3-4	7-6
1994	1-2	3-3	4-5
1995	3-3	2-5	5-8
1996	3-3	4-2	7-5
1997	1-4	2-4	3-8
1998	3-2	4-2	7-4
1999	0-6	0-6	0-12
2000	5-1	3-3	8-4
2001	1-2	3-3	4-5
2002	4-2	2-1	6-3
2003	3-0	2-4	5-4
2004	3-0	2-2	5-2
2005	2-4	1-2	3-6
2006	1-2	3-3	4-5
2007	5-1	2-1	7-2
2008	4-3	1-2	5-5
2009	2-1	4-3	6-4
2010	6-0	1-3	7-3
2011	3-1	2-2	5-3
2012	0-3	2-5	2-8
<b>TOTALS</b>	<b>136-111</b>	<b>114-142</b>	<b>250-253</b>

### Won-Lost Record at Stadium

Metropolitan Stadium (1961-1981)	42-37
Metrodome (1982-2009)	85-70
Target Field (2010-2012)	9-4
Arlington Stadium (1972-1993)	71-86
Rangers Ballpark (1994-2012)	43-56



1000 Ballpark Way, Suite 400, Arlington, TX 76011  
(817) 273-5222, P.R. FAX: (817) 273-5110

**Stadium (Capacity)**.....Rangers Ballpark in Arlington (49,170)  
**Dimensions (L-C-R)**.....332-400-325

**CEO and President**.....Nolan Ryan  
**General Manager**.....Jon Daniels  
**Field Manager**.....Ron Washington  
**Executive Vice President, Communications**.....John Blake  
**Senior Director, Media Relations**.....Rich Rice

**2012 Record**.....93-69, 2nd, A.L. West (wildcard)

### 2012 Twins vs. Texas

4/13 ..... MIN ..... L ..... 1-4	7/8 ..... at Tex ..... L ..... 3-4
4/14 ..... MIN ..... L ..... 2-6	8/23 ..... at Tex ..... L ..... 6-10
4/15 ..... MIN ..... L ..... 3-4	8/24 ..... at Tex ..... L ..... 0-8
7/6 ..... at Tex ..... W ..... 5-1	8/25 ..... at Tex ..... L ..... 3-14
7/7 ..... at Tex ..... L ..... 3-4	8/26 ..... at Tex ..... W ..... 6-5

### Last Minnesota Sweep

at MIN	at TEX
3-Game ..... 9/3-5/10 ..... 9/7-9/76	
4-Game ..... Never ..... Never	

### Last Texas Sweep

at MIN	at TEX
3-Game ..... 4/13-15/12 ..... 7/8-10/03	
4-Game ..... 4/22-25/99 ..... 6/26-28/87	

# TORONTO BLUE JAYS



## SERIES RESULTS, LAST 20 YEARS

YEAR	HOME	ROAD	TOTALS
1993	1-5	1-5	2-10
1994	3-3	1-5	4-8
1995	0-2	1-2	1-4
1996	4-2	4-3	8-5
1997	2-4	1-4	3-8
1998	3-3	1-4	4-7
1999	3-3	1-3	4-6
2000	2-1	3-3	5-4
2001	1-3	1-2	2-5
2002	3-0	3-1	6-1
2003	0-3	3-0	3-3
2004	2-1	2-1	4-2
2005	2-1	2-1	4-2
2006	1-3	1-2	2-5
2007	4-3	0-3	4-6
2008	0-3	0-3	0-6
2009	1-3	2-2	3-5
2010	1-3	2-3	3-6
2011	0-3	1-2	1-5
2012	2-2	0-3	2-5
<b>TOTALS</b>	<b>85-92</b>	<b>68-105</b>	<b>153-197</b>

### Won-Lost Record at Stadium

Metropolitan Stadium (1961-1981)	20-5
Metrodome (1982-2009)	62-79
Target Field (2010-2012)	3-8
Exhibition Stadium (1977-5/89)	30-40
Rogers Centre (June, 1989-2012)	38-65

1 Blue Jays Way, Suite 3200, Toronto, Ontario M5V 1J1  
(416) 341-1000, P.R. FAX: (416) 341-1250

**Stadium (Capacity)**..... Rogers Centre (49,160)  
**Dimensions (L-C-R)**..... 328-400-328

**Vice Chairman, Rogers Communications Inc**..... Phil Lind  
**President & Chief Executive Officer, Blue Jays**..... Paul Beeston  
**Senior Vice President, Baseball Ops./General Manager**..... Alex Anthopoulos  
**Field Manager**..... John Farrell  
**Vice President, Communications**..... Jay Stenhouse  
**Manager, Baseball Information**..... Mal Romanin

**2012 Record**..... 73-89, 4th, A.L. East

### 2012 Twins vs. Toronto

5/10	MIN	L	2-6	10/1	at TOR	L	5-6
5/11	MIN	W	7-6	10/2	at TOR	L	3-4
5/12	MIN	L	1-2	10/3	at TOR	L	1-2
5/13	MIN	W	4-3				

**Last Minnesota Sweep**..... **at MIN**..... **at TOR**  
3-Game..... 7/26-28/02..... 4/11-13/03  
4-Game..... 7/21-23/79..... Never

**Last Toronto Sweep**..... **at MIN**..... **at TOR**  
3-Game..... 5/13-15/11..... 10/1-3/12  
4-Game..... Never..... Never

# ARIZONA DIAMONDBACKS

## ALL-TIME SERIES RESULTS

YEAR	HOME	ROAD	TOTALS
2003	1-2	- -	1-2
2004	- -	2-1	2-1
2005	- -	2-1	2-1
2008	3-0	- -	3-0
2011	- -	0-3	0-3
<b>TOTALS</b>	<b>4-2</b>	<b>4-5</b>	<b>8-7</b>

### Won-Lost Record at Stadium

Metrodome (2003-2008)	4-2
Chase Field (2004-2011)	4-5

401 East Jefferson St, Phoenix, AZ 85004  
(602) 462-6500, P.R. FAX: (602) 462-6527



**Stadium (Capacity)**..... Chase Field (48,635)  
**Dimensions (L-C-R)**..... 330-407-335

**Managing General Partner**..... Ken Kendrick  
**President & Chief Executive Officer**..... Derrick Hall  
**Executive Vice President & General Manager**..... Kevin Towers  
**Field Manager**..... Kirk Gibson  
**Senior Vice President, Communications**..... Josh Rawitch  
**Director, Player and Media Relations**..... Casey Wilcox  
**Manager, Player and Media Relations**..... Pat O'Connell

**2012 Record**..... 81-81, 3rd, N.L. West

### 2012 Twins vs. Arizona

None

**Last Minnesota Sweep**..... **at MIN**..... **at ARI**  
3-Game..... 6/20-22/08..... Never  
4-Game..... Never..... Never

**Last Arizona Sweep**..... **at MIN**..... **at ARI**  
3-Game..... Never..... 5/20-22/11  
4-Game..... Never..... Never



# ATLANTA BRAVES



## ALL-TIME SERIES RESULTS

YEAR	HOME	ROAD	TOTALS
2002	1-2	- -	1-2
2007	3-0	- -	3-0
2010	1-2	- -	1-2
<b>TOTALS</b>	<b>5-4</b>	<b>- -</b>	<b>5-4</b>

### Won-Lost Record at Stadium

Metrodome (2002-2007)	4-2
Target Field (2010)	1-2

755 Hank Aaron Drive, Atlanta, GA 30315  
(404) 522-7630, P.R. FAX: (404) 614-1391

**Stadium (Capacity)**..... Turner Field (49,583)  
**Dimensions (L-C-R)**..... 335-400-330

**Chairman & Chief Executive Officer**..... Terry McGuirk  
**President**..... John Schuerholz  
**Executive Vice President/General Manager**..... Frank Wren  
**Field Manager**..... Fredi Gonzalez  
**Director, Media Relations**..... Brad Hainje  
**Coordinator, Media Relations**..... Jim Misudek

**2012 Record**..... 94-68, 2nd, N.L. East (wildcard)  
**2012 Twins vs. Atlanta**  
None

**Last Minnesota Sweep**..... **at MIN**..... **at ATL**  
3-Game..... 6/12-14/07..... Never  
4-Game..... Never..... Never

**Last Atlanta Sweep**..... **at MIN**..... **at ATL**  
3-Game..... Never..... Never  
4-Game..... Never..... Never

# CHICAGO CUBS

## ALL-TIME SERIES RESULTS

YEAR	HOME	ROAD	TOTALS
1997	- -	1-2	1-2
1998	2-1	- -	2-1
1999	- -	1-2	1-2
2000	1-2	- -	1-2
2001	- -	0-3	0-3
2006	3-0	- -	3-0
2009	- -	2-1	2-1
2012	2-1	- -	2-1
<b>TOTALS</b>	<b>8-4</b>	<b>4-8</b>	<b>12-12</b>

### Won-Lost Record at Stadium

Metrodome (1998-2006)	6-3
Wrigley Field (1997-2009)	4-8
Target Field (2012)	2-1

1060 West Addison Street, Chicago, IL 60613-4397  
(773) 404-2827, P.R. FAX: (773) 404-4129



**Stadium (Capacity)**..... Wrigley Field (41,210)  
**Dimensions (L-C-R)**..... 355-400-353

**Chairman**..... Tom Ricketts  
**President, Baseball Operations**..... Theo Epstein  
**Executive Vice President, General Manager**..... Jed Hoyer  
**Field Manager**..... Dale Sveum  
**Director, Media Relations**..... Peter Chase  
**Assistant Director, Media Relations**..... Jason Carr

**2012 Record**..... 61-101, 5th N.L. Central  
**2012 Twins vs. Chicago**  
6/8..... MIN..... W..... 8-7..... 6/10..... MIN..... L..... 2-8  
6/9..... MIN..... W..... 11-3

**Last Minnesota Sweep**..... **at MIN**..... **at CHC**  
3-Game..... 6/23-25/06..... Never  
4-Game..... Never..... Never

**Last Chicago Sweep**..... **at MIN**..... **at CHC**  
3-Game..... Never..... 6/15-17/01  
4-Game..... Never..... Never

# CINCINNATI REDS



## ALL-TIME SERIES RESULTS

YEAR	HOME	ROAD	TOTALS
1997	2-1	--	2-1
1998	--	1-2	1-2
1999	2-1	--	2-1
2000	--	0-3	0-3
2001	3-0	--	3-0
2012	--	2-1	2-1
<b>TOTALS</b>	<b>7-2</b>	<b>3-6</b>	<b>10-8</b>

### Won-Lost Record at Stadium

Metrodome (1997-2001)	7-2
Cinergy Field (1997-2000)	1-5
Great American Ball Park (2003-2012)	2-1

100 Joe Nuxhall Way, Cincinnati, OH 45202  
(513) 765-7800, P.R. FAX: (513) 765-7180

**Stadium (Capacity)**.....Great American Ball Park (42,319)  
**Dimensions (L-C-R)**.....328-404-325

**President & Chief Executive Officer**.....Bob Castellini  
**President, Baseball Operations/General Manager**.....Walt Jocketty  
**Field Manager**.....Dusty Baker  
**Director, Media Relations**.....Rob Butcher  
**Assistant Directors, Media Relations**.....Larry Herms & Jamie Ramsey

**2012 Record**.....97-65, 1st, N.L. Central  
**2012 Twins vs. Cincinnati**  
6/22 .....at CIN.....W.....5-4      6/24 .....at CIN.....W.....4-3  
6/23 .....at CIN.....L.....0-6

**Last Minnesota Sweep**.....at MIN.....at CIN  
3-Game.....7/7-8/01.....Never  
4-Game.....Never.....Never

**Last Cincinnati Sweep**.....at MIN.....at CIN  
3-Game.....Never.....6/2-4/00  
4-Game.....Never.....Never

# COLORADO ROCKIES



## ALL-TIME SERIES RESULTS

YEAR	HOME	ROAD	TOTALS
2003	2-1	--	2-1
2008	--	1-2	1-2
2010	2-1	--	2-1
<b>TOTALS</b>	<b>4-2</b>	<b>1-2</b>	<b>5-4</b>

### Won-Lost Record at Stadium

Metrodome (2003)	2-1
Target Field (2010)	2-1
Coors Field (2008)	1-2

2001 Blake Street, Denver, CO 80205  
(303) 292-0200, P.R. FAX: (303) 312-2319

**Stadium (Capacity)**.....Coors Field (50,398)  
**Dimensions (L-C-R)**.....347-415-350

**Owner, Chairman & Chief Executive Officer**.....Dick Monfort  
**Owner, General Partner**.....Charlie Monfort  
**Executive Vice President, General Manager**.....Dan O'Dowd  
**Field Manager**.....Jim Tracy  
**Vice President, Communications/Public Relations**.....Jay Alves  
**Manager, Communications/Public Relations**.....Nick Piburn  
**Coordinator, Communications/Public Relations**.....Mike Kennedy

**2012 Record**.....64-98, 5th, N.L. West  
**2012 Twins vs. Colorado**  
None

**Last Minnesota Sweep**.....at MIN.....at COL  
3-Game.....Never.....Never  
4-Game.....Never.....Never

**Last Colorado Sweep**.....at MIN.....at COL  
3-Game.....Never.....Never  
4-Game.....Never.....Never

# HOUSTON ASTROS



## ALL-TIME SERIES RESULTS

YEAR	HOME	ROAD	TOTALS
1997	--	2-1	2-1
1998	--	1-1	1-1
1999	1-2	--	1-2
2000	--	2-1	2-1
2001	2-1	--	2-1
2006	--	2-1	2-1
2009	1-2	--	1-2
<b>TOTALS</b>	<b>4-5</b>	<b>7-4</b>	<b>11-9</b>

### Won-Lost Record at Stadium

Metrodome (1999-2009)	4-5
Astrodome (1997-2000)	5-3
Minute Maid Park (2006)	2-1

P.O. Box 288, Houston, TX 77001-0288  
(713) 259-8000, P.R. FAX: (713) 259-8025

**Stadium (Capacity)**.....Minute Maid Park (40,981)  
**Dimensions (L-C-R)**.....315-435-326

**Owner and Chairman**.....Jim Crane  
**President and CEO**.....George Postolos  
**General Manager**.....Jeff Luhnow  
**Field Manager**.....Bo Porter  
**Senior Vice President, Communications**.....Jay Lucas  
**Senior Director, Media Relations**.....Gene Dias  
**Manager, Media Relations**.....Steve Grande

**2012 Record**.....55-107, 6th, N.L. Central  
**2012 Twins vs. Houston**  
None

**Last Minnesota Sweep**.....**at MIN**.....**at HOU**  
3-Game.....Never.....Never  
4-Game.....Never.....Never

**Last Houston Sweep**.....**at MIN**.....**at HOU**  
3-Game.....Never.....Never  
4-Game.....Never.....Never

# LOS ANGELES DODGERS



## ALL-TIME SERIES RESULTS

YEAR	HOME	ROAD	TOTALS
2005	--	1-2	1-2
2006	3-0	--	3-0
2011	2-1	--	2-1
<b>TOTALS</b>	<b>5-1</b>	<b>1-2</b>	<b>6-3</b>

### Won-Lost Record at Stadium

Metrodome (2006)	3-0
Target Field (2011)	2-1
Dodger Stadium (2005)	1-2

1000 Elysian Park Avenue, Los Angeles, CA 90012  
(323) 224-1301, P.R. FAX: (323) 224-1459

**Stadium (Capacity)**.....Dodger Stadium (56,000)  
**Dimensions (L-C-R)**.....330-395-330

**Ownership Group**.....Guggenheim Baseball Management  
**Chairman**.....Mark Walter  
**President/Chief Executive Officer**.....Stan Kasten  
**Executive Vice President**.....Bob Wolfe  
**General Manager**.....Ned Colletti  
**Field Manager**.....Don Mattingly  
**Vice President, Communications**.....TBD  
**Assistant Directors, Public Relations**.....Joe Jareck & Yvonne Carrasco

**2012 Record**.....86-76, 2nd, N.L. West  
**2012 Twins vs. Los Angeles**  
None

**Last Minnesota Sweep**.....**at MIN**.....**at LAD**  
3-Game.....6/26-28/06.....Never  
4-Game.....Never.....Never

**Last Los Angeles Sweep**.....**at MIN**.....**at LAD**  
3-Game.....Never.....Never  
4-Game.....Never.....Never

# MIAMI MARLINS

## ALL-TIME SERIES RESULTS

YEAR	HOME	ROAD	TOTALS
2002	2-1	-	2-1
2007	-	2-1	2-1
<b>TOTALS</b>	<b>2-1</b>	<b>2-1</b>	<b>4-2</b>

### Won-Lost Record at Stadium

Metrodome (2002)	2-1
Sun Life Stadium (2007)	2-1



501 Marlins Way, Miami, FL 33125  
(305) 480-1300, P.R. FAX: (305) 480-3012

Stadium (Capacity).....Marlins Park (37,442)  
Dimensions (L-C-R).....344-422-335

Owner & Chief Executive Officer.....Jeffrey H. Loria  
President.....David Sampson  
President, Baseball Operations.....Larry Beinfest  
Vice President, General Manager.....Michael Hill  
Field Manager.....Ozzie Guillen  
Director, Media Relations.....Matt Roebuck  
Manager, Media Relations.....Marty Sewell

2012 Record.....69-93, 5th, N.L. East

### 2012 Twins vs. Miami

None

Last Minnesota Sweep.....at MIN.....at MIA  
3-Game.....Never.....Never  
4-Game.....Never.....Never

Last Miami Sweep.....at MIN.....at MIA  
3-Game.....Never.....Never  
4-Game.....Never.....Never

# MILWAUKEE BREWERS

## SERIES RESULTS, LAST 20 YEARS

YEAR	HOME	ROAD	TOTALS
1993	4-2	1-5	5-7
1994	2-4	4-2	6-6
1995	3-3	1-6	4-9
1996	1-6	3-3	4-9
1997	4-2	3-3	7-5
1998	0-2	-	0-2
1999	-	2-0	2-0
2000	1-2	-	1-2
2001	-	2-1	2-1
2002	2-1	2-1	4-2
2003	2-1	1-2	3-3
2004	1-2	1-2	2-4
2005	2-1	1-2	3-3
2006	3-0	2-1	5-1
2007	1-2	2-1	3-3
2008	2-1	2-1	4-2
2009	3-0	2-1	5-1
2010	2-1	0-3	2-4
2011	2-1	0-3	2-4
2012	1-2	2-1	3-3
<b>TOTALS</b>	<b>114-97</b>	<b>100-112</b>	<b>214-209</b>

### Won-Lost Record at Stadium

Metropolitan Stadium (1970-1981)	41-35
Metrodome (1982-2009)	68-58
Target Field (2010-2012)	5-4
County Stadium (1970-2000)	83-93
Miller Park (2001-2012)	17-19



One Brewers Way, Milwaukee, WI 53214  
(414) 902-4500, P.R. FAX: (414) 902-4053

Stadium (Capacity).....Miller Park (41,900)  
Dimensions (L-C-R).....344-400-345

Chairman/Principal Owner.....Mark Attanasio  
Executive Vice President/General Manager.....Doug Melvin  
Field Manager.....Ron Roenicke  
Vice President, Communications.....Tyler Barnes  
Director, Media Relations.....Mike Vassallo  
Manager, Media Relations.....John Steinmiller

2012 Record.....83-79, 3rd, N.L. Central

### 2012 Twins vs. Milwaukee

5/18.....at MIL.....W.....11-3.....6/20.....MIN.....L.....3-9  
5/19.....at MIL.....W.....5-4.....6/21.....MIN.....L.....2-6  
5/20.....at MIL.....L.....4-16.....6/22.....MIN.....W.....5-4

Last Minnesota Sweep.....at MIN.....at MIL  
3-Game.....5/22-24/09.....9/15-17/78  
4-Game.....Never.....Never

Last Milwaukee Sweep.....at MIN.....at MIL  
3-Game.....7/8-10/88.....6/24-26/11  
4-Game.....5/17-20/96.....8/24-27/95

# NEW YORK METS



## ALL-TIME SERIES RESULTS

YEAR	HOME	ROAD	TOTALS
2002	---	1-2	1-2
2004	3-0	--	3-0
2007	--	2-1	2-1
2010	--	1-2	1-2
<b>TOTALS</b>	<b>3-0</b>	<b>4-5</b>	<b>7-5</b>

### Won-Lost Record at Stadium

Metrodome (2004)	3-0
Shea Stadium (2002-2007)	3-3
Citi Field (2010)	1-2

Citi Field, Flushing, NY 11368  
(718) 507-6387, P.R. FAX: (718) 507-6395

**Stadium (Capacity)**..... Citi Field (41,800)  
**Dimensions (L-C-R)**..... 335-408-330

**Chairman & Chief Executive Officer**..... Fred Wilpon  
**General Manager**..... Sandy Alderson  
**Field Manager**..... Terry Collins  
**VP, Media Relations**..... Jay Horwitz  
**Director, Media Relations**..... Shannon Forde  
**Manager, Media Relations**..... Ethan Wilson

**2012 Record**..... 74-88, 4th, N.L. East

**2012 Twins vs. New York**  
None

**Last Minnesota Sweep**..... **at MIN**..... **at NYM**  
3-Game..... 6/8-10/04..... Never  
4-Game..... Never..... Never

**Last New York Sweep**..... **at MIN**..... **at NYM**  
3-Game..... Never..... Never  
4-Game..... Never..... Never

# PHILADELPHIA PHILLIES



## ALL-TIME SERIES RESULTS

YEAR	HOME	ROAD	TOTALS
2002	--	2-1	2-1
2004	1-2	--	1-2
2010	--	2-1	2-1
2012	1-2	--	1-2
<b>TOTALS</b>	<b>2-4</b>	<b>4-2</b>	<b>6-6</b>

### Won-Lost Record at Stadium

Metrodome (2004)	1-2
Veterans Stadium (2002)	2-1
Citizens Bank Park (2010)	2-1
Target Field (2012)	1-2

One Citizens Bank Way, Philadelphia, PA 19148  
(215) 463-6000, P.R. FAX: (215) 389-3050

**Stadium (Capacity)**..... Citizens Bank Park (43,647)  
**Dimensions (L-C-R)**..... 329-401-330

**President & Chief Executive Officer**..... David Montgomery  
**Senior Vice President & General Manager**..... Ruben Amaro, Jr.  
**Field Manager**..... Charlie Manuel  
**Vice President, Communications**..... Bonnie Clark  
**Director, Baseball Communications**..... Greg Casterioto  
**Coordinator, Baseball Communications**..... Kevin Gregg

**2012 Record**..... 81-81, 3rd, N.L. East

**2012 Twins vs. Philadelphia**

6/12..... MIN..... W..... 11-7..... 6/14..... MIN..... L..... 1-6  
6/13..... MIN..... L..... 8-15

**Last Minnesota Sweep**..... **at MIN**..... **at PHI**  
3-Game..... Never..... Never  
4-Game..... Never..... Never

**Last Philadelphia Sweep**..... **at MIN**..... **at PHI**  
3-Game..... Never..... Never  
4-Game..... Never..... Never

# PITTSBURGH PIRATES



## ALL-TIME SERIES RESULTS

YEAR	HOME	ROAD	TOTALS
1997	2-1	--	2-1
1998	--	1-2	1-2
1999	2-1	--	2-1
2000	--	1-2	1-2
2001	2-1	--	2-1
2006	--	3-0	3-0
2009	2-1	--	2-1
2012	--	1-2	1-2
<b>TOTALS</b>	<b>8-4</b>	<b>5-4</b>	<b>13-8</b>

### Won-Lost Record at Stadium

Metrodome (1997-2009)	8-4
Three Rivers Stadium (1998-2000)	2-4
PNC Park (2006-2012)	4-2

115 Federal Street, Pittsburgh, PA 15212  
(412) 323-5000, P.R. FAX: (412) 325-4413

**Stadium (Capacity)**.....PNC Park (38,362)  
**Dimensions (L-C-R)**.....325-399-320

**Chairman of the Board**.....Bob Nutting  
**President**.....Frank Coonelly  
**General Manager**.....Neal Huntington  
**Field Manager**.....Clint Hurdle  
**Director, Media Relations**.....Jim Trdinich  
**Manager, Media Services**.....Dan Hart

**2012 Record**.....79-83, 4th, N.L. Central

### 2012 Twins vs. Pittsburgh

5/19 ..... at PIT ..... L ..... 2-7      6/21 ..... at PIT ..... L ..... 1-9  
6/20 ..... at PIT ..... W ..... 2-1

**Last Minnesota Sweep** ..... at MIN ..... at PIT  
3-Game ..... Never ..... 6/16-18/06  
4-Game ..... Never ..... Never

**Last Pittsburgh Sweep** ..... at MIN ..... at PIT  
3-Game ..... Never ..... Never  
4-Game ..... Never ..... Never

# ST. LOUIS CARDINALS



## ALL-TIME SERIES RESULTS

YEAR	HOME	ROAD	TOTALS
1997	--	0-3	0-3
1998	2-1	--	2-1
1999	--	2-1	2-1
2000	2-1	--	2-1
2001	--	0-3	0-3
2009	--	2-1	2-1
<b>TOTALS</b>	<b>4-2</b>	<b>4-8</b>	<b>8-10</b>

### Won-Lost Record at Stadium

Metrodome (1998-2000)	4-2
Busch Stadium (1997-2001)	2-7
New Busch Stadium (2009)	2-1

700 Clark Street, St. Louis, MO 63102  
(314) 345-9600, P.R. FAX: (314) 345-9530

**Stadium (Capacity)**.....Busch Stadium (43,975)  
**Dimensions (L-C-R)**.....336-400-335

**Chairman & Chief Executive Officer**.....William O. DeWitt, Jr.  
**President**.....Bill DeWitt III  
**Senior Vice President & General Manager**.....John Mozeliak  
**Field Manager**.....Mike Matheny  
**Director, Media Relations**.....Brian Bartow  
**Manager, Media Relations and New Media**.....Melody Young

**2012 Record**.....88-74, 2nd, N.L. Central (wildcard)

### 2012 Twins vs. St. Louis

None

**Last Minnesota Sweep** ..... at MIN ..... at STL  
3-Game ..... Never ..... Never  
4-Game ..... Never ..... Never

**Last St. Louis Sweep** ..... at MIN ..... at STL  
3-Game ..... Never ..... 7/15-17/01  
4-Game ..... Never ..... Never

# SAN DIEGO PADRES



## ALL-TIME SERIES RESULTS

YEAR	HOME	ROAD	TOTALS
2003	- -	2-1	2-1
2005	1-2	- -	1-2
2008	- -	3-0	3-0
2011	3-0	- -	3-0
TOTALS	4-2	5-1	9-3

### Won-Lost Record at Stadium

Metrodome (2005)	1-2
Target Field (2011)	3-0
Qualcomm Stadium (2003)	2-1
PETCO Park (2008)	3-0

100 Park Boulevard, San Diego, CA 92101  
(619) 795-5000, P.R. FAX: (619) 795-5266

Stadium (Capacity).....PETCO Park (42,691)  
Dimensions (L-C-R).....336-396-322

Executive Chairman.....Ron Fowler  
President and Chief Executive Officer.....Tom Garfinkel  
Executive Vice President & General Manager.....Josh Byrnes  
Field Manager.....Bud Black  
Manager, Communications.....Shana Wilson  
Coordinator, Media Relations.....Josh Ishoo

2012 Record.....76-86, 4th, N.L. West  
2012 Twins vs. San Diego  
None

Last Minnesota Sweep.....at MIN.....at SD  
3-Game.....6/17-19/11.....6/24-26/08  
4-Game.....Never.....Never

Last San Diego Sweep.....at MIN.....at SD  
3-Game.....Never.....Never  
4-Game.....Never.....Never

# SAN FRANCISCO GIANTS



## ALL-TIME SERIES RESULTS

YEAR	HOME	ROAD	TOTALS
2003	- -	2-1	2-1
2005	1-2	- -	1-2
2011	- -	1-2	1-2
TOTALS	1-2	3-3	4-5

### Won-Lost Record at Stadium

Metrodome (2005)	1-2
AT&T Park (2003-2011)	3-3

24 Willie Mays Plaza, San Francisco, CA 94107  
(415) 972-2000, P.R. FAX: (415) 947-2800

Stadium (Capacity).....AT&T Park (41,915)  
Dimensions (L-C-R).....339-399-309

Chairman Emeritus.....William Neukom  
President & Chief Operating Officer.....Laurence Baer  
Senior Vice President & General Manager.....Brian Sabean  
Field Manager.....Bruce Bochy  
Senior Director, Media Relations.....Jim Moorehead  
Media Relations Manager.....Matt Chisholm

2012 Record.....94-68, 1st, N.L. West  
2012 Twins vs. San Francisco  
None

Last Minnesota Sweep.....at MIN.....at SF  
3-Game.....Never.....Never  
4-Game.....Never.....Never

Last San Francisco Sweep.....at MIN.....at SF  
3-Game.....Never.....Never  
4-Game.....Never.....Never



# WASHINGTON NATIONALS



## ALL-TIME SERIES RESULTS

YEAR	HOME	ROAD	TOTALS
2004	--	3-0 (MTL.)	3-0
2007	1-2	--	1-2
2008	3-0	--	3-0
TOTALS	4-2	3-0	7-2

### Won-Lost Record at Stadium

Metrodome (2007-2008)	4-2
Olympic Stadium in Montreal (2004)	3-0

1500 South Capitol St., S.E., Washington, D.C. 20003  
(202) 640-7000, P.R. FAX: (202) 640-7999

Stadium (Capacity)..... Nationals Park (41,888)  
Dimensions (L-C-R)..... 336-404-335

Managing Principal Owner..... Theodore N. Lerner  
Chief Operating Officer..... Andy Feffer  
Executive VP of Baseball Operations & General Manager..... Mike Rizzo  
Field Manager..... Davey Johnson  
Senior Director, Baseball Information..... John Dever  
Director, Baseball Media Relations..... Mike Gazda

2012 Record..... 98-64, 1st, N.L. East  
2012 Twins vs. Washington  
None

Last Minnesota Sweep	at MIN	at WAS
3-Game	6/17-19/08	6/15-17/04 (Montreal)
4-Game	Never	Never

Last Washington Sweep	at MIN	at WAS
3-Game	Never	Never
4-Game	Never	Never

## TWINS IN INTERLEAGUE PLAY - 2012

DATE	OPPONENT	W/L	SCORE	WINNER	LOSER	ATT.	RECORD	ALL-TIME
5/18	@Milwaukee	W	11-3	Diamond	Estrada	32,421	1-0	149-116
5/19	@Milwaukee	W	5-4	Gray	Parra	42,398	2-0	150-116
5/20	@Milwaukee	L	4-16	Greinke	Marquis	33,064	2-1	150-117
6/ 8	Chicago-NL	W	8-7	Capps	Camp	38,014	3-1	151-117
6/ 9	Chicago-NL	W	11-3	Diamond	Samardzija	39,309	4-1	152-117
6/10	Chicago-NL	L	2-8	Dempster	Liriano	37,526	4-2	152-118
6/12	Philadelphia	W	11-7	Blackburn	Kendrick	32,622	5-2	153-118
6/13	Philadelphia	L	8-9	Hamels	Walters	32,581	5-3	153-119
6/14	Philadelphia	L	1-6	Blanton	Diamond	32,205	5-4	153-120
6/15	Milwaukee	L	3-5	Loe	Capps	37,295	5-5	153-121
6/16	Milwaukee	L	2-6	Fiers	Hendriks	37,698	5-6	153-122
6/17	Milwaukee	W	5-4 (15 inn.)	Swarzak	Dillard	39,206	6-6	154-122
6/19	@Pittsburgh	L	2-7	Correia	Diamond	19,936	6-7	154-123
6/20	@Pittsburgh	W	2-1	Burton	Grilli	19,878	7-7	155-123
6/21	@Pittsburgh	L	1-9	McDonald	Hendriks	21,563	7-8	155-124
6/22	@Cincinnati	W	5-4	Blackburn	Bailey	33,531	8-8	156-124
6/23	@Cincinnati	L	0-6	Cueto	Duensing	41,750	8-9	156-125
6/24	@Cincinnati	W	4-3	Diamond	Chapman	34,513	9-9	167-125

### TWINS INTERLEAGUE INFO

#### PITCHERS HITTING

#### TEAM RECORDS

YEAR	AVG	AB	R	H	2B	3B	HR	RBI	SH	SF	BB	SO
1997	.111	18	0	2	0	0	0	1	1	0	0	6
1998	.313	16	1	5	0	0	0	1	0	0	0	9
1999	.056	18	0	1	0	0	0	0	0	0	3	8
2000	.176	17	1	3	2	0	0	0	2	0	0	9
2001	.353	17	2	6	2	0	0	1	1	0	0	4
2002	.227	22	0	5	0	0	0	1	1	0	1	6
2003	.200	20	1	4	0	0	0	0	5	0	2	7
2004	.143	21	0	3	0	0	0	2	2	0	0	8
2005	.091	22	1	2	0	0	0	0	2	0	0	5
2006	.105	19	1	2	0	0	0	1	3	0	1	10
2007	.080	25	2	2	1	1	0	1	5	0	1	5
2008	.278	18	2	5	1	0	0	3	5	0	0	5
2009	.000	21	0	0	0	0	0	0	5	0	0	10
2010	.176	17	0	3	0	0	0	0	5	0	0	9
2011	.157	19	0	3	1	0	0	1	0	0	1	7
2012	.053	19	1	1	0	0	0	0	1	0	0	11
<b>TOTALS</b>	<b>.152</b>	<b>309</b>	<b>12</b>	<b>47</b>	<b>7</b>	<b>1</b>	<b>0</b>	<b>12</b>	<b>38</b>	<b>0</b>	<b>9</b>	<b>119</b>

Last Minnesota Sweep.....	3-0, 6/17-19/11 vs. S.D.
Last Sweep of Minnesota.....	0-3, 6/24-26/10 at Mil.
Largest Margin, Victory.....	12 runs, 3x, 5/21/10 vs. Mil. (15-3)
Largest Margin, Defeat.....	15 runs, 6/27/11 vs. LAD. (0-15)
Most Runs Scored.....	16, 5/20/06 at Mil.
Most Runs Allowed.....	16, 5/20/12 at Mil.
Twins' Home Record.....	87-53
Twins' Road Record.....	70-72
Winning Streak.....	12, 6/22/06-5/19/07
Losing Streak.....	6, 6/22-27/11

### INDIVIDUAL HIGHS

#### PITCHING

#### HITTING

WINS, Career.....	16, Santana
Season.....	5, Liriano ('06)
LOSSES, Career.....	11, Radke
Season.....	4, Radke ('05)
SAVES, Career.....	27, Nathan
Season.....	6, 4x, last Nathan ('09)
STRIKEOUTS, Career.....	191, Santana
Season.....	43, Liriano ('06)

AVERAGE (min. 150 PA), Career.....	.346, Young
Season.....	.492, Mauer ('06)
HITS, Career.....	167, Mauer
Season.....	30, Mauer ('06)
HR, Career.....	29, Hunter
Season.....	9, Plouffe ('12)
RBI, Career.....	97, Hunter
Season.....	20, Cuddyer/Morneau ('06)



# MINOR LEAGUES

2012 MINNESOTA TWINS SEASON SUMMARY




## OSWALDO ARCIA AND B.J. HERMSEN NAMED 2012 TWINS MINOR LEAGUE PLAYER AND PITCHER OF THE YEAR

Outfielder **Oswaldo Arcia** was named the 2012 Sherry Robertson Award winner as the Twins' Minor League Player of the Year and right-handed pitcher **B.J. HermSEN** was named the 2012 Jim Rantz Award winner as the Twins' Minor League Pitcher of the Year.

Arcia began the season at Single-A Ft. Myers and batted .309 (64-for-207) with 16 doubles, three triples, seven home runs, 31 RBI, 22 runs scored 55 games with the Miracle. He was promoted to Double-A New Britain in mid-June and batted .328 (86-for-262) with 20 doubles, five triples, 10 home runs, 67 RBI, 54 runs scored in 69 games with the Rock Cats. He combined to bat .320 (150-for-469) with 36 doubles, eight triples, 17 home runs and 98 RBI in 124 games this season.

The 6-foot, 210-pounder was the Twins Minor League Player of the Month for May, Eastern League Player of the Week twice, Eastern League Player of the Month for July, and ranked sixth best prospect in the Eastern League by *Baseball America*. The 21-year old was selected to the Future's Game and Florida State League midseason All-Star team. He was signed by the Twins as a 16-year old free agent out of Cantaura-Anzoategui, Venezuela in 2007.



HermSEN, 22, began the season at Single-A Ft. Myers and went 1-0, 0.78 ERA (23.0 IP, 2 ER), allowing 16 hits with five walks and 12 strikeouts in four starts. He was promoted to Double-A New Britain near the end of April and went 11-6, 3.22 (139.2 IP, 50 ER), allowing 145 hits with 25 walks and 75 strikeouts in 22 starts for the Rock Cats.

The 6-foot-5, 235-pounder was the Twins Minor League Pitcher of the Month for April, going 1-0, 0.78 ERA (23.0 IP, 2 ER) with five walks and 12 strikeouts. He was drafted by the Twins in the sixth round of the 2008 First-Year Player draft out of West Delaware High School in Manchester, Iowa. HermSEN becomes just the 11th winner of this award.

The Sherry Robertson Award, named in honor of the Twins' first farm director, was established in 1970 to recognize the Twins top minor league performer each season. Beginning in 2002, the award began recognizing the Twins' Minor League Player of the Year while the Jim Rantz Award, named after the current Twins' minor league senior director, was created to recognize the Twins' Minor League Pitcher of the Year.

### SHERRY ROBERTSON AWARD

YEAR	PLAYER	POS	YEAR	PLAYER	POS
1970	Mark Wiley	P	1994	LaTroy Hawkins	P
1971	Steve Brye	OF	1995	Javier Valentin	C
1972	Tom Smithson	C	1996	Todd Walker	3B-2B
1973	Craig Kusick	1B	1997	David Ortiz	1B
1974	Butch Wynegar	C	1998	Doug Mientkiewicz	1B
1975	Steve Luebber	P	1999	Michael Restovich	OF
1976	Dan Graham	C	2000	John Barnes	OF
1977	Greg Field	P	2001	Michael Cuddyer	3B
1978	Steve Douglas	OF	2002	Low Ford	OF
1979	Steve Green	P	2003	Joe Mauer	C
1980	Bob Konopa	P	2004	Jason Kubel	OF
1981	Kent Hrbek	1B	2005	David Winfree	3B
1982	Jeff Reed	C	2006	Alexi Casilla	IF
1983	Tim Lincecum	2B	2007	Brian Buscher	3B
1984	Curt Wardle	P	2008	Ben Revere	OF
1985	Mark Davidson	OF	2009	Ben Revere	OF
1986	Gene Larkin	1B	2010	Joe Benson	OF
1987	Mike Dyer	P	2011	Brian Dozier	SS
1988	Pete Delkus	P	2012	Oswaldo Arcia	OF
1989	Paul Sorrento	1B			
1990	Denny Neagle	P			
1991	Pat Mahomes	P			
1992	Marty Cordova	OF			
1993	LaTroy Hawkins	P			

### JIM RANTZ AWARD

YEAR	PLAYER	POS
2002	J.D. Durbin	RHP
2003	Jesse Crain	RHP
2004	Scott Baker	RHP
2005	Francisco Liriano	LHP
2006	Matt Garza	RHP
2007	Kevin Slowey	RHP
2008	Anthony Slama	RHP
2009	David Bromberg	RHP
2010	Kyle Gibson	RHP
2011	Liam Hendriks	RHP
2012	B.J. HermSEN	RHP

## 2012 MINOR LEAGUE RECAP

### ROCHESTER (72-72, AAA, International League) --



The Red Wings snapped a back-to-back streak of finishing last in the North Division, improving from 53-91 in 2011 to play .500 baseball, finishing 72-72, compiling their most wins since the 2009 season (74-70). Outfielder Matt Carson led the Wings with 14 home runs, 53 RBI and 64 runs scored. Fellow outfielder Wilkin Ramirez also paced the offense, batting .276 with 15 homers, 54 RBI and 39 runs scored in 98 games played. Shortstop Pedro Florimon was the Wings sole representative in the International League All-Star game. Liam Hendriks and Esmerling Vasquez led the Wings pitching staff with nine wins each. Hendriks went 9-3 with a 2.20 ERA in 16 starts. Vasquez began the season in the bullpen before being moved to the starting rotation, going 9-6 record in 31 appearances, eight starts.

### NEW BRITAIN (75-67, AA, Eastern League) --



For the second consecutive year, the Rock Cats were eliminated by Reading on the final day of the season. New Britain finished third in the Eastern Division after going 75-67. Rock Cats hitters finished second in the league in both RBI (620) and runs scored (669) and third in batting average (.262). The pitching staff ranked sixth in ERA (4.00) while finishing last in strikeouts (930) but issued the fewest walks in the league (401). Andrew Alberts (LHP), B.J. Hermen (RHP) and Chris Herrmann (C/OF) represented the Rock Cats in the Eastern League All-Star Game. Outfielder Oswaldo Arcia was promoted to the Rock Cats on June 18 and hit .328 with 10 home runs and 67 RBI in 69 games. Arcia also represented the Twins at MLB All-Star Futures Game in Kansas City. Outfielder Aaron Hicks led the league in runs scored (100), triples (11) and walks (79). Hicks also became the franchise single season leader in runs scored and triples. First baseman Chris Colabello finished second in the league in RBI (98) and fifth in home runs (19). Right-hander B.J. Hermen tied for the team lead with 11 wins and finished seventh in the league in ERA (3.22). Left-hander Logan Darnell also added 11 wins and ranked sixth in the league in innings pitched (156). Catcher Chris Herrmann made his Major League debut in September.

### FT. MYERS (60-75, High-A, Florida State League) --



The Miracle finished fifth in the South Division in the first-half with a 28-39 record and fourth in the second half with a 32-36 record, posting a 60-75 overall record, fourth in the Florida State League South Division. Ft. Myers finished the season with 89 home runs, third most in the Florida State League. The Miracle sent five players to the All-Star game in Charlotte, Pat Dean (LHP), Ricky Bowen (LHP) Josmil Pinto (C), Daniel Santana (IF) and Oswaldo Arcia (OF). Santana was second in the league with 145 hits, batting .286 with eight home runs and 60 RBI. 2011 first round pick, Levi Michael batted .246 in 117 games, with 58 runs scored and 38 RBI, and second round pick Madison Boer went 7-10 in 22 games (19 starts) for the Miracle. Pat Dean led all pitchers in wins, going 10-8, 3.99 in 28 starts and a league-high 153.1 innings pitched.

### BELOIT (77-63, Low-A, Midwest League) --



The Snappers finished the regular season with a 77-63 record and captured a trip to the postseason for the first time since 2007. At the plate, the Snappers ended the season leading the league in walks (546) as well as finishing second in RBI (616) and OBP (.349), and fourth home runs (102) and batting average (.260). On the mound, they led the league in strikeouts (1,136) and finished second in ERA (3.53). Seven Snappers were named to the MWL All-Star game including: A.J. Achter (RHP), Tyler Grimes (SS), Jairo Rodriguez (C), Eddie Rosario (2B), Miguel Sano (3B), Michael Tonkin (RHP) and Jason Wheeler (LHP). Third baseman Miguel Sano was named the league's Prospect of the Year after leading the league in both home runs (28) and RBI (100). Second baseman Eddie Rosario finished fifth in extra-base hits (48) despite missing over a month after being hit by a line drive in the face. Left-hander Jason Wheeler led the league with 14 wins and left-handed reliever Corey Williams finished fourth in saves (17) and sixth in appearances (47). Sano and Williams were also named to the MWL Postseason All-Star team.

### ELIZABETHTON (43-22, Rookie Advanced, Appalachian League) --



The E-Twins clinched the Appalachian League Championship title for the first time since 2008 after finishing first in the West Division and qualifying for the playoffs for the eighth straight year. They beat Burlington in three games (two games to one) in the finals, as D.J. Hicks hit a walk-off grand slam in the 12th inning of the third game (all three games went into extra innings). The Twins led the league in batting average (.279), runs scored (401), RBI (352) and finished second in home runs (61). On the mound, Elizabethton was first in ERA (3.13) and second in strikeouts (589). The team was led by All-Stars Candido Pimentel (OF) and Max Kepler (OF). Pimentel was the league's Player of the Year, as he ranked second in the league in batting average (.330) and hits (71). He was also third in runs scored (45) and on-base percentage (.405). Kepler led the league in on-base percentage (.539) and was second in the league in OPS (.925) and RBI (49). Hudson Boyd was third in the league in ERA (2.95), while Joshua Burris appeared in 18 games and went 7-0, 1.75 while striking out 40 in 36.0 innings. Ryan Hedwall was also named the league's Trainer of the Year.

### GCL TWINS (33-27, Rookie, Gulf Coast League) --

The GCL Twins made a push for the playoffs all season holding onto first place in the South Division through June and July but couldn't clinch as they went just 9-13 in August finishing one game behind the GCL Red Sox. Unfortunately, their five-game winning streak in the last six games couldn't make up enough ground on the Pirates, who won seven of their last 10 to secure the Wild Card spot for the second consecutive year. The Twins were led by their pitching staff, which posted the league's best ERA (2.75) and allowed the fewest earned runs (154) in the league. Adelin Mejia (IF) and Jeremias Pineda (OF) were named to the GCL All-Star Team. Mejia was third in the league in batting average (.324) and tied for fourth in doubles (13). Pineda led the league in batting average (.365), hits (70), stolen bases (23), on-base percentage (.406), OPS (.875) and was named the GCL Player of the Year.

### DSL TWINS (31-39, Rookie, Dominican Summer League) --

The DSL Twins finished sixth in the Boca Chica Baseball City Division, 12 games behind division leader, Diamondbacks. Their pitching staff allowed the league's third-fewest home runs (12). Right-hander Junior Subero went 5-3, 1.43 ERA, with 54 strikeouts in 63.0 innings. Subero had the league's sixth-best ERA. Left-hander relief pitcher Jadison Jimenez lead the team in wins going 8-0, 3.58 ERA, with 22 strikeouts in 37.2 innings over 20 games. At the plate, Outfielder Adonis Pacheco led the team in batting average (.322), hits (68) and RBI (34). He was also fourth in the league in slugging percentage (.536).



# ROCHESTER RED WINGS

One Morrie Silver Way,  
Rochester, New York 14608  
(585) 454-1001 FAX: (585) 454-1056

International League - AAA (10th year)

President/CEO.....Naomi Silver  
General Manager.....Dan Mason  
Media Relations.....Mark Rogoff  
Stadium.....Frontier Field  
Capacity.....10,840  
Manager.....Gene Glynn  
Pitching Coach.....Bobby Cuellar  
Hitting Coach.....Tom Brunansky  
Roving Hitting Instructor.....Riccardo Ingram  
Trainer.....Chad Jackson



Red Wings '12 Record.....72-72  
(4th place)

# GENE GLYNN

**MANAGER**

Named manager  
12/11, replacing  
Tom Nieto



## 2012 FINAL STATISTICS

PLAYER	AVG	G	AB	R	H	2B	3B	HR	RBI	SH	SF	HB	BB	SO	SB	CS	E	OBP
Bates, Aaron	.238	28	84	7	20	4	0	0	10	0	0	1	18	19	0	0	3	.379
Benson, Joe	.179	28	95	9	17	3	2	2	8	0	1	1	11	27	4	0	0	.269
Bigley, Evan	.207	39	140	11	29	7	0	3	20	0	3	1	5	37	1	1	0	.235
Burroughs, Sean	.271	67	221	23	60	14	0	1	18	1	0	2	16	25	2	0	2	.326
Butera, Drew	.279	15	43	6	12	3	0	1	5	1	1	0	3	9	0	0	1	.319
Carson, Matt	.282	115	422	64	119	28	2	14	53	2	2	6	37	106	9	5	3	.347
Chang, Ray	.241	89	266	27	64	8	0	0	17	2	2	5	20	39	3	3	8	.304
Dinkelman, Brian	.252	74	246	32	62	13	3	4	32	2	0	5	26	46	5	5	1	.336
Dozier, Brian	.232	48	181	15	42	11	1	2	17	1	3	1	14	34	3	2	7	.286
Escobar, Eduardo	.217	35	138	19	30	3	3	1	9	4	1	0	8	26	3	1	3	.259
Florum, Pedro	.251	83	311	38	78	16	2	3	27	7	1	3	23	89	6	7	9	.308
Holliman, Michael	.223	59	166	21	37	7	2	5	14	1	3	0	21	50	2	0	7	.305
Lehmann, Danny	.237	14	38	7	9	4	0	0	0	1	0	1	8	7	0	0	1	.383
Mastroianni, Darin	.346	20	78	10	27	2	2	0	11	1	0	1	5	14	10	1	0	.393
Nishioka, Tsuyoshi	.258	101	392	42	101	18	1	2	34	5	1	1	32	53	7	7	12	.315
Parmelee, Chris	.338	64	228	45	77	17	1	17	49	0	2	1	51	52	1	1	2	.457
Plouffe, Trevor	.000	2	8	0	0	0	0	0	0	0	0	0	1	2	0	0	0	.111
Ramirez, Wilkin	.276	98	370	39	102	18	1	15	54	0	3	5	18	97	7	7	2	.316
Revere, Ben	.330	23	94	9	31	1	0	0	6	1	1	1	4	6	6	2	0	.360
Rivera, Rene	.226	95	288	31	65	14	1	10	34	4	0	4	30	62	0	1	10	.307
Rizzotti, Matt	.246	22	69	1	17	4	0	0	6	0	0	0	2	18	0	0	2	.268
Thomas, Clete	.232	109	393	47	91	22	5	12	47	3	2	1	27	109	15	4	4	.281
Thurston, Joe	.093	15	43	4	4	0	0	1	2	0	1	0	5	12	0	0	2	.184
Tosoni, Rene	.167	21	66	7	11	2	0	0	5	1	0	0	9	16	3	0	2	.267
Towles, J.R.	.214	52	168	24	36	14	0	1	10	3	2	4	12	36	2	4	3	.280
Valencia, Danny	.250	69	268	30	67	17	1	7	37	0	1	0	15	40	1	2	7	.289
<b>Totals</b>	<b>.257</b>	<b>144</b>	<b>4786</b>	<b>587</b>	<b>1230</b>	<b>252</b>	<b>30</b>	<b>103</b>	<b>537</b>	<b>38</b>	<b>37</b>	<b>61</b>	<b>465</b>	<b>983</b>	<b>71</b>	<b>37</b>	<b>107</b>	<b>.328</b>

PITCHER	W	L	ERA	G	GS	CG	SH	SV	IP	H	R	ER	HR	HB	BB	SO	WP	BK	BAA
Blackburn, Nick	3	1	2.70	7	7	1	1	0	36.2	42	16	11	2	0	9	11	1	0	.302
Bromberg, David	1	2	2.75	5	2	0	0	0	19.2	17	6	6	0	1	10	16	1	1	.236
Carson, Matt	0	0	18.00	1	0	0	0	0	1.0	1	2	2	1	0	2	0	0	0	.333
Deduno, Samuel	1	2	2.14	9	9	0	0	0	42.0	27	13	10	2	4	22	46	2	0	.185
De Vries, Cole	3	5	4.37	12	12	0	0	0	70.0	75	37	34	7	1	10	50	1	1	.273
Diamond, Scott	4	1	2.60	6	6	0	0	0	34.2	35	12	10	1	1	7	26	0	0	.269
Fien, Casey	2	5	4.30	33	0	0	0	9	46.0	39	23	22	5	0	14	42	1	0	.228
French, Luke	1	5	6.42	19	14	0	0	0	74.1	90	54	53	11	2	40	49	6	1	.303
Gibson, Kyle	0	2	9.45	2	2	0	0	0	6.2	11	7	7	1	1	0	1	10	0	.367
Guerra, Deolis	2	3	4.87	29	0	0	0	0	57.1	59	33	31	7	2	21	56	5	0	.268
Gutierrez, Carlos	2	2	5.06	10	0	0	0	0	16.0	13	9	9	2	1	3	20	1	0	.217
Hendriks, Liam	9	3	2.20	16	16	1	1	0	106.1	76	26	26	5	1	28	82	3	0	.201
Hernandez, Pedro	0	2	5.19	4	4	0	0	0	17.1	25	10	10	1	0	1	11	1	0	.342
Hirschfeld, Steven	1	3	7.07	6	6	0	0	0	28.0	42	24	22	3	2	7	13	0	0	.347
Hurley, Eric	0	1	14.14	5	4	0	0	0	14.0	28	22	22	5	1	6	10	1	0	.406
Lanigan, Bobby	6	2	4.69	22	0	0	1	0	40.1	40	25	21	3	1	17	21	4	0	.260
Maloney, Matt	0	4	9.38	8	6	0	0	0	24.0	46	33	25	5	3	7	16	2	1	.400
Manship, Jeff	6	3	2.91	22	11	0	0	0	80.1	79	27	26	5	1	35	52	1	0	.263
Martins, Shairon	4	3	5.22	10	10	0	0	0	58.2	64	35	34	8	0	17	39	2	0	.276
Oliveros, Lester	1	2	3.07	19	0	0	0	6	29.1	24	10	10	2	0	8	35	0	0	.229
Perdomo, Luis	4	1	2.43	19	0	0	0	7	33.1	27	9	9	4	0	6	25	1	0	.218
Rivera, Rene	0	0	0.00	1	0	0	0	0	1.0	1	0	0	0	0	0	1	0	0	.250
Robertson, Tyler	2	2	3.77	33	0	0	0	2	28.2	26	18	12	2	0	13	33	1	0	.230
Sattler, Daniel	1	0	2.38	7	0	0	0	1	11.1	5	3	3	1	1	4	11	0	0	.128
Slama, Anthony	1	0	1.24	31	0	0	0	14	36.1	26	6	5	1	0	18	56	1	0	.195
Thielbar, Caleb	3	1	3.57	25	1	0	0	1	40.1	42	19	16	5	1	16	32	3	0	.266
Thompson, Daryl	1	5	4.71	9	9	0	0	0	42.0	47	24	22	3	0	25	30	1	1	.296
Turpen, Daniel	0	0	4.74	13	0	0	0	2	19.0	16	15	10	1	3	15	15	0	0	.235
Vasquez, Esmerling	9	6	2.78	31	8	1	0	0	100.1	74	33	31	8	7	39	98	5	1	.210
Waldrop, Kyle	0	0	3.34	24	0	0	0	4	35.0	35	14	13	1	2	13	16	1	0	.263
Walters, P.J.	2	3	4.01	14	14	1	0	0	58.1	67	28	26	7	1	15	47	2	0	.288
Wise, Brendan	2	3	5.64	29	3	0	0	1	52.2	85	43	33	3	2	25	34	0	0	.374
<b>Totals</b>	<b>72</b>	<b>72</b>	<b>4.06</b>	<b>144</b>	<b>144</b>	<b>4</b>	<b>10</b>	<b>48</b>	<b>1261.0</b>	<b>1284</b>	<b>638</b>	<b>569</b>	<b>112</b>	<b>38</b>	<b>454</b>	<b>1003</b>	<b>47</b>	<b>6</b>	<b>.266</b>

# NEW BRITAIN ROCK CATS

P.O. Box 1718,  
New Britain, CT 06050  
(860) 224-8383 FAX: (860) 225-6267

Eastern League - AA (18th year)

President/CEO & General Manager ..... Bill Dowling  
Media Relations ..... Jeff Dooley  
Stadium ..... New Britain Stadium  
Capacity ..... 6,146  
Manager ..... Jeff Smith  
Pitching Coach ..... Stu Cliburn  
Hitting Coach ..... Rudy Hernandez  
Roving Hitting Instructor ..... Riccardo Ingram  
Trainer ..... Larry Bense



Rock Cats '12 Record ..... 75-67  
(3rd place)

# JEFF SMITH

**MANAGER**

Named manager  
10/21/09, replacing  
Tom Nieto



## 2012 FINAL STATISTICS

PLAYER	AVG	G	AB	R	H	2B	3B	HR	RBI	SH	SF	HB	BB	SO	SB	CS	E	OBP
Arcia, Oswaldo	.328	69	262	54	86	20	5	10	67	0	4	5	28	62	3	2	5	.398
Benson, Joe	.184	37	141	13	26	6	1	3	20	0	0	3	13	43	4	3	0	.268
Beresford, James	.266	114	369	38	98	12	3	0	25	7	1	1	35	53	3	3	10	.330
Bigley, Evan	.268	.88	347	42	93	19	3	12	66	2	1	2	20	85	3	3	1	.311
Colabello, Chris	.284	134	496	78	141	37	1	19	98	0	5	13	47	94	0	0	4	.358
De Los Santos, Estarlin	.216	100	287	38	62	9	1	2	24	4	0	7	17	59	8	6	14	.277
Dolenc, Mark	.168	46	113	9	19	1	0	1	3	2	0	1	4	40	4	4	0	.203
Florimon, Pedro	.283	30	113	11	32	4	0	2	8	3	0	0	11	28	7	1	3	.347
Hanson, Nathan	.276	101	351	40	97	16	1	7	50	2	8	5	16	41	2	2	4	.311
Herrmann, Chris	.276	127	490	91	135	25	1	10	61	1	6	1	58	89	2	1	4	.350
Hicks, Aaron	.286	129	472	100	135	21	11	13	61	3	8	1	79	116	32	11	8	.384
Lehmann, Danny	.165	33	97	6	16	4	0	0	6	0	0	2	17	20	0	1	3	.302
Mastroianni, Darin	.143	9	35	6	5	1	0	0	0	0	1	0	0	4	11	4	1	.231
Pinto, Josmil	.298	12	47	8	14	4	1	2	9	0	0	1	4	10	0	0	0	.365
Ramirez, Wilkin	.388	11	49	12	19	3	3	4	7	0	0	0	2	10	2	0	0	.412
Rizzotti, Matt	.225	32	102	9	23	6	0	2	11	0	2	0	22	25	1	0	1	.357
Rohlfing, Daniel	.252	46	163	15	41	12	1	0	8	0	0	3	7	37	0	2	2	.295
Romero, Delbinson	.267	138	469	62	125	23	1	19	78	0	9	10	60	95	2	0	18	.356
Roof, Shawn	.214	50	117	18	25	3	0	0	7	2	0	2	6	21	6	0	8	.264
Tosoni, Rene	.233	60	223	19	52	10	0	3	11	2	0	2	18	38	1	7	1	.296
<b>Totals</b>	<b>.262</b>	<b>142</b>	<b>4745</b>	<b>669</b>	<b>1244</b>	<b>236</b>	<b>33</b>	<b>109</b>	<b>620</b>	<b>29</b>	<b>44</b>	<b>59</b>	<b>468</b>	<b>978</b>	<b>84</b>	<b>47</b>	<b>100</b>	<b>.333</b>

PITCHER	W	L	ERA	G	GS	CG	SH	SV	IP	H	R	ER	HR	HB	BB	SO	WP	BK	BAA
Albers, Andrew	4	3	3.75	19	17	0	0	0	98.1	111	41	41	7	2	12	73	6	3	.297
Bromberg, David	3	2	3.75	28	8	1	1	0	72.0	68	31	30	5	5	35	68	5	0	.249
Darnell, Logan	11	12	5.08	28	28	0	0	0	156.0	193	91	88	22	4	47	98	11	3	.308
French, Luke	4	1	2.10	9	9	1	0	0	55.2	35	14	13	4	1	17	27	1	0	.187
Gonzalez, Jose	2	2	3.38	13	0	0	0	0	16.0	9	9	6	1	2	8	17	0	0	.161
Guerra, Deolis	2	0	0.71	7	0	0	0	1	12.2	5	1	1	0	1	1	15	2	0	.119
Hauser, Matthew	0	0	3.38	10	0	0	0	1	16.0	18	7	6	3	2	4	8	0	0	.290
Hermesen, B.J.	11	6	3.22	22	22	1	0	0	139.2	145	59	50	12	5	25	75	2	0	.269
Hirschfeld, Steven	8	9	4.44	22	22	1	1	0	117.2	141	63	58	16	2	29	81	4	0	.299
Ibarra, Edgar	2	1	6.15	24	0	0	0	0	33.2	40	27	23	6	1	15	28	2	0	.303
Jacobson, Brett	0	3	7.50	18	6	0	0	0	42.0	44	41	35	4	6	45	25	14	0	.284
Lanigan, Bobby	1	3	3.86	22	0	0	0	3	30.1	36	15	13	3	2	4	28	2	0	.288
Marquis, Jason	1	0	1.93	2	2	0	0	0	14.0	12	3	3	1	0	0	11	0	0	.240
Martin, Blake	4	5	4.68	39	10	1	1	0	77.0	72	43	40	7	5	35	73	2	1	.254
Martis, Shairon	1	1	5.68	4	3	0	0	0	19.0	23	13	12	2	0	5	11	1	1	.303
Oliveros, Lester	1	1	1.42	13	0	0	0	2	19.0	10	3	3	0	0	7	16	1	0	.164
Perdomo, Luis	4	4	2.75	26	0	0	0	2	39.1	27	13	12	0	1	16	43	2	0	.191
Popham, Marty	1	1	4.02	9	0	0	0	0	15.2	18	8	7	1	1	3	16	1	0	.286
Pugh, Bruce	4	2	1.50	31	0	0	0	9	42.0	26	8	7	2	2	23	48	5	1	.182
Sattler, Daniel	1	0	2.03	5	0	0	0	1	13.1	10	3	3	1	0	4	4	1	0	.208
Thielbar, Caleb	2	0	1.80	16	0	0	0	4	25.0	18	5	5	1	0	3	26	0	0	.198
Thompson, Aaron	3	8	5.23	22	13	0	0	0	86.0	115	54	50	9	8	22	45	4	0	.334
Thompson, Brad	0	1	10.29	4	1	0	0	0	7.0	16	9	8	1	1	0	5	1	0	.457
Turpen, Daniel	3	2	4.25	33	0	0	0	5	53.0	52	28	25	4	3	23	59	5	0	.255
Watts, Dakota	2	0	2.67	25	0	0	0	2	33.2	31	13	10	1	0	16	27	1	0	.242
Wimmers, Alex	0	0	4.15	1	1	0	0	0	4.1	6	2	2	1	0	2	3	0	0	.316
<b>Team Total</b>	<b>75</b>	<b>67</b>	<b>4.00</b>	<b>142</b>	<b>142</b>	<b>5</b>	<b>10</b>	<b>30</b>	<b>1238.1</b>	<b>1281</b>	<b>604</b>	<b>551</b>	<b>114</b>	<b>54</b>	<b>401</b>	<b>930</b>	<b>73</b>	<b>9</b>	<b>.271</b>



# FT. MYERS MIRACLE

14400 Six Mile Cypress Parkway,  
Ft. Myers, FL 33912  
(239) 768-4210 FAX: (239) 768-4211

Florida State League - A (21st year)


# JAKE MAUER

MANAGER

Named manager  
10/21/09, replacing  
Jeff Smith



Miracle '12 Record ..... 60-75  
(1st half/5th place, 2nd half/4th place)



President ..... Steve Gliner  
General Manager ..... Andrew Seymour  
Media Relations ..... Brice Zimmerman  
Stadium ..... Hammond Stadium  
Capacity ..... 8,100  
Manager ..... Jake Mauer  
Pitching Coach ..... Steve Mintz  
Coach ..... Jim Dwyer  
Trainer ..... Chris Johnson

## 2012 FINAL STATISTICS

PLAYER	AVG	G	AB	R	H	2B	3B	HR	RBI	SH	SF	HB	BB	SO	SB	CS	E	OBP
Arcia, Oswaldo	.309	55	207	22	64	16	3	7	31	1	3	1	23	45	1	3	2	.376
Benson, Joe	.303	8	33	7	10	3	0	1	8	0	0	0	5	9	4	0	0	.395
Gonzales, Jonathan	.225	27	89	10	20	5	0	0	13	0	1	1	10	24	2	2	0	.307
Gonzales, Michael	.244	72	225	28	55	12	0	6	27	1	5	5	30	69	0	0	7	.340
Hidalgo, Anderson	.236	84	288	34	68	13	1	3	38	4	3	5	22	52	1	0	10	.299
Knudson, Kyle	.253	56	190	24	48	11	0	0	18	2	1	6	30	41	0	0	3	.370
Leer, Andy	.186	92	269	35	50	9	0	3	27	3	4	5	39	90	4	5	9	.297
Liddle, Steven	.198	34	121	20	24	3	0	5	21	0	1	2	12	25	1	1	2	.279
Mejia, Aderlin	.111	5	9	4	1	0	0	0	0	0	0	0	2	2	0	0	0	.273
Michael, Levi	.246	117	431	58	106	14	4	2	38	11	6	8	56	82	6	0	16	.339
Morales, Angel	.220	112	363	56	80	8	5	7	35	4	4	4	45	115	12	3	5	.310
Ortiz, Daniel	.269	97	375	55	101	24	5	8	35	3	2	3	22	67	4	4	1	.313
Perez, Jairo	.265	65	238	39	63	13	1	6	30	0	3	10	23	28	4	2	13	.350
Pinto, Josmil	.295	93	349	45	103	22	2	12	51	0	5	0	39	63	0	0	5	.361
Ramirez, Wilkin	.267	4	15	1	4	0	0	0	0	0	0	0	1	5	0	0	0	.338
Rams, Daniel	.227	68	229	36	52	8	2	6	32	1	1	1	38	94	0	2	3	.313
Ray, Lance	.234	108	367	42	86	21	1	13	66	1	5	3	50	81	5	1	6	.327
Rohlfing, Daniel	.218	45	165	10	36	8	0	1	19	1	2	2	17	34	0	1	0	.296
Santana, Daniel	.286	121	507	70	145	21	9	8	60	3	3	5	29	77	17	11	26	.329
Tosoni, Rene	.231	4	13	2	3	1	0	1	2	0	0	0	1	3	0	0	0	.286
<b>Totals</b>	<b>.250</b>	<b>135</b>	<b>4483</b>	<b>598</b>	<b>1119</b>	<b>212</b>	<b>33</b>	<b>89</b>	<b>551</b>	<b>35</b>	<b>49</b>	<b>61</b>	<b>494</b>	<b>1006</b>	<b>61</b>	<b>35</b>	<b>124</b>	<b>.329</b>

PITCHER	W	L	ERA	G	GS	CG	SH	SV	IP	H	R	ER	HR	HB	BB	SO	WP	BK	BAA
Achter, A.J.	2	1	0.79	18	0	0	0	6	34.1	21	8	3	0	0	3	37	5	1	.168
Baker, Scott	0	0	.5400	1	0	0	0	0	0.1	2	2	2	0	0	0	0	0	0	.667
Boer, Madison	7	10	6.41	22	19	0	0	0	111.0	147	88	79	15	7	32	66	6	1	.322
Bowen, Ricky	4	6	2.95	46	0	0	0	5	76.1	77	30	25	3	3	29	67	8	0	.269
Capps, Matt	1	0	0.00	2	1	0	0	0	2.0	1	1	0	0	0	0	1	0	0	.143
Davis, Tony	2	0	15.19	5	0	0	0	0	5.1	10	9	9	1	0	3	4	1	0	.357
Dean, Pat	10	8	3.99	28	28	0	0	0	153.1	177	74	68	11	5	33	81	0	1	.289
Dempster, Clint	0	1	4.58	11	0	0	0	0	19.2	23	10	10	2	1	14	15	1	0	.288
Fuentes, Nelvis	4	0	3.21	30	0	0	0	0	61.2	59	29	22	5	2	16	62	8	1	.250
Garcia, Jhon	1	5	3.80	11	7	0	0	0	42.2	46	23	18	4	3	14	28	3	0	.275
Gibson, Kyle	0	0	2.57	2	2	0	0	0	7.0	6	2	2	1	1	1	7	0	0	.231
Gonzalez, Jose	2	4	4.85	25	2	0	0	0	52.0	46	32	28	7	8	13	51	2	1	.237
Hauser, Matthew	4	2	2.88	31	6	0	0	1	72.0	60	27	23	2	5	28	58	4	0	.226
Hermesen, B.J.	1	0	0.78	4	4	0	0	0	23.0	16	2	2	1	1	9	12	0	0	.190
Ibarra, Edgar	1	3	3.60	18	0	0	0	2	45.0	49	28	18	1	6	16	41	6	1	.272
Leer, Andy	0	0	0.00	1	0	0	0	0	1.0	0	0	0	0	0	0	0	0	0	.000
Munoz, Miguel	2	7	4.66	28	6	0	0	1	63.2	70	37	33	7	4	25	49	3	0	.282
Nelson, Cole	5	8	6.26	23	14	0	0	2	82.0	115	67	57	5	3	49	66	7	0	.328
O'Rourke, Ryan	0	1	5.50	9	0	0	0	0	18.0	22	13	11	1	1	4	16	3	0	.297
Pavano, Carl	0	0	1.80	2	2	0	0	0	5.0	4	1	1	1	0	0	3	0	0	.211
Popham, Marty	3	2	5.04	15	12	0	0	0	69.2	80	41	39	4	2	29	48	1	0	.293
Pugh, Bruce	1	3	2.60	17	0	0	0	5	27.2	29	15	8	2	1	8	24	1	0	.266
Salcedo, Adrian	0	1	6.39	8	7	0	0	0	25.1	33	24	18	1	1	15	14	1	0	.314
Sattler, Daniel	0	0	1.80	3	0	0	0	1	5.0	3	1	1	0	0	2	5	1	0	.176
Soliman, Manuel	0	1	5.40	2	2	0	0	0	5.0	7	3	3	1	0	5	5	0	0	.333
Sturifbergen, Tom	6	7	5.09	15	14	1	0	0	74.1	103	50	42	5	4	12	39	0	0	.326
Summers, Matthew	2	3	4.81	9	8	0	0	0	39.1	46	24	21	7	2	25	26	2	1	.307
Thielbar, Caleb	1	1	0.00	7	0	0	0	1	12.1	4	1	0	0	2	2	16	0	0	.100
Tonkin, Michael	1	1	2.97	22	0	0	0	6	30.1	24	12	10	2	2	11	44	1	0	.212
Waldrop, Kyle	0	0	0.00	4	0	0	0	0	4.0	2	0	0	0	0	1	5	0	0	.143
Watts, Dakota	0	0	0.87	7	0	0	0	1	10.1	4	1	1	1	1	2	9	0	0	.121
<b>Totals</b>	<b>60</b>	<b>75</b>	<b>4.23</b>	<b>135</b>	<b>135</b>	<b>1</b>	<b>5</b>	<b>31</b>	<b>1178.2</b>	<b>1286</b>	<b>655</b>	<b>554</b>	<b>90</b>	<b>65</b>	<b>397</b>	<b>899</b>	<b>64</b>	<b>7</b>	<b>.277</b>

# BELOIT SNAPPERS

2301 Skyline Dr.,  
Beloit, WI 53511  
(608) 362-2272 FAX: (608) 362-0418

Midwest League - A (8th year)

Chairman..... Dennis Conerton  
President..... Perry Folts  
General Manager..... Matthew Bosen  
Media Relations..... Chrissy Scaffidi  
Stadium..... Pohlman Field  
Capacity..... 3,500  
Manager..... Nelson Prada  
Pitching Coach..... Gary Lucas  
Coach..... Tom Watkins  
Trainer..... Alan Rail



Snappers '12 Record..... 77-63  
(1st half/2nd place, 2nd half/2nd place)

# NELSON PRADA

**MANAGER**

Named manager  
10/23/07, replacing  
Jeff Smith



## 2012 FINAL STATISTICS

PLAYER	AVG	G	AB	R	H	2B	3B	HR	RBI	SH	SF	HB	BB	SO	SB	CS	E	OBP
Bryant, Adam	.243	75	296	32	72	10	2	1	32	3	3	2	14	56	2	5	7	.279
Goncalves, Jonathan	.278	86	306	42	85	16	4	2	31	6	4	8	39	50	14	9	1	.370
Grimes, Tyler	.202	105	322	50	65	17	3	7	30	3	2	11	43	99	7	6	28	.315
Knudson, Kyle	.290	18	56	3	14	3	0	1	9	2	0	0	6	9	0	0	1	.323
Koch, Matthew	.253	89	304	47	77	23	2	8	39	7	2	11	35	106	1	3	11	.349
Leachman, Drew	.272	107	415	51	113	13	4	5	46	1	2	6	44	64	10	6	5	.349
Liddle, Steven	.283	32	106	16	30	12	1	3	14	0	1	1	24	24	2	1	3	.417
Lin, Wang-Wei	.232	102	353	54	82	14	5	4	30	9	3	12	49	70	12	7	8	.343
Ortiz, Daniel	.299	22	87	8	26	4	0	2	13	2	0	1	4	15	3	4	1	.337
Pettersen, Adam	.248	93	319	51	79	13	2	2	35	12	5	4	28	53	12	2	12	.312
Rhodes, Rory	.189	26	90	12	17	3	0	2	13	0	3	0	10	27	1	3	6	.262
Roberts, Nate	.299	76	281	60	84	18	3	4	33	3	1	23	44	37	27	8	5	.433
Rodriguez, Jairo	.265	64	215	20	57	12	0	2	20	6	1	3	18	40	0	0	9	.329
Rosario, Eddie	.296	95	392	60	116	32	4	12	70	0	5	1	31	69	11	11	17	.345
Sano, Miguel	.258	129	457	75	118	28	4	28	100	0	8	8	80	144	8	3	42	.373
Vargas, Kemy	.318	41	154	22	49	10	1	11	36	0	3	1	28	41	0	0	3	.419
Wickens, Stephen	.284	49	169	31	48	10	0	2	26	5	1	8	29	26	7	5	11	.411
Williams, Ja'Damion	.234	97	359	60	84	16	2	6	39	5	2	3	19	115	23	9	3	.311
<b>Totals</b>	<b>.260</b>	<b>140</b>	<b>4681</b>	<b>694</b>	<b>1216</b>	<b>254</b>	<b>37</b>	<b>102</b>	<b>616</b>	<b>64</b>	<b>46</b>	<b>102</b>	<b>565</b>	<b>1045</b>	<b>140</b>	<b>82</b>	<b>191</b>	<b>.349</b>

PITCHER	W	L	ERA	G	GS	CG	SH	SV	IP	H	R	ER	HR	HB	BB	SO	WP	BK	BAA
Achter, A.J.	3	1	2.48	18	1	0	0	0	40.0	33	17	11	5	1	12	49	5	0	.226
Atherton, Jim	1	2	3.10	26	0	0	0	0	49.1	30	19	17	3	2	36	59	5	2	.176
Baxendale, DJ	0	0	1.64	11	0	0	0	2	11.0	12	3	2	0	0	1	15	0	0	.279
Boer, Madison	2	2	3.58	5	5	0	0	0	27.2	26	13	11	1	0	10	20	1	0	.252
Carter, Bart	1	1	7.90	20	0	0	0	0	27.1	39	27	24	4	1	12	35	1	0	.328
Dempster, Clint	2	3	2.21	30	0	0	0	4	36.2	30	10	9	3	2	14	33	0	0	.226
Evans, Steven	0	0	4.00	4	0	0	0	0	9.0	8	4	4	0	1	5	12	0	0	.235
Fuentes, Nelvin	0	0	2.45	7	0	0	0	0	11.0	8	3	3	0	1	4	15	3	0	.195
Gallant, Dallas	1	0	2.53	9	0	0	0	1	10.2	6	4	3	0	0	8	14	0	0	.167
Gruver, Steven	7	8	3.61	30	18	0	0	0	114.2	126	61	46	8	6	29	68	14	1	.282
Hurlbut, David	6	6	2.76	25	15	0	0	1	111.0	105	47	34	5	5	25	85	7	2	.249
Johnson, Cole	3	1	1.71	16	5	0	0	0	42.0	37	10	8	2	3	11	48	1	0	.231
Jones, Tyler	5	5	4.67	18	16	0	0	0	86.2	90	58	45	5	3	35	102	9	0	.263
Jones, Zachary	0	0	3.21	12	0	0	0	4	14.0	9	7	5	1	0	7	25	2	0	.184
Kimes, Corey	2	0	4.34	9	0	0	0	0	18.2	19	10	9	1	1	11	12	2	0	.271
Melotakis, Mason	3	1	2.08	13	0	0	0	1	17.1	15	6	4	3	1	4	24	0	0	.221
O'Rourke, Ryan	2	5	5.59	29	2	0	0	2	56.1	61	38	35	7	0	16	56	6	0	.272
Pettersen, Adam	0	0	0.00	1	0	0	0	0	1.0	0	0	0	0	0	1	0	0	0	.000
Rogers, Taylor	2	2	2.70	9	4	0	0	0	33.1	33	18	10	5	2	12	35	5	0	.248
Shibuya, Jim	3	6	5.59	17	15	1	1	0	74.0	88	62	46	8	12	15	56	3	0	.281
Summers, Matthew	9	4	3.55	19	18	1	1	0	109.0	103	56	43	9	6	34	71	13	0	.249
Tomshaw, Matt	4	6	3.02	20	14	0	0	0	86.1	85	40	29	4	1	17	66	7	0	.261
Tonkin, Michael	3	0	1.38	22	0	0	0	6	39.0	29	8	6	1	1	9	53	5	0	.206
Wheeler, Jason	14	6	3.45	27	27	0	0	0	156.2	170	75	60	12	6	43	115	6	0	.281
Williams, Corey	4	4	3.47	47	0	0	0	17	62.1	55	29	24	5	4	33	68	4	1	.234
<b>Team Total</b>	<b>77</b>	<b>63</b>	<b>3.53</b>	<b>140</b>	<b>140</b>	<b>2</b>	<b>9</b>	<b>38</b>	<b>1245.0</b>	<b>1217</b>	<b>625</b>	<b>488</b>	<b>92</b>	<b>59</b>	<b>404</b>	<b>1136</b>	<b>99</b>	<b>6</b>	<b>.255</b>

# ELIZABETHTON TWINS

136 South Sycamore Street,  
Elizabethton, TN 37643  
(423) 547-6441 FAX: (423) 547-6442

Appalachian League - Rookie (39th year)

President ..... Harold Mains  
General Manager ..... Mike Mains  
Stadium ..... Joe O'Brien Field  
Capacity ..... 2,500  
Manager ..... Ray Smith  
Pitching Coach ..... Ivan Artega  
Coach ..... Jeff Reed  
Trainer ..... Ryan Hedwall




E-Twins '12 Record.....43-22  
(1st place)

# RAY SMITH

**MANAGER**

Named manager  
1/28/02, replacing  
Rudy Hernandez



## 2012 FINAL STATISTICS

PLAYER	AVG	G	AB	R	H	2B	3B	HR	RBI	SH	SF	HB	BB	SO	SB	CS	E	OBP
Altobelli, Bo	.230	18	61	6	14	2	0	0	6	2	0	0	4	11	0	0	1	.277
Arias, Jhonatan	.301	30	103	14	31	6	0	1	11	1	2	0	7	15	0	1	3	.339
Buxton, Byron	.286	21	77	16	22	6	1	1	6	0	0	2	8	15	7	0	2	.368
Cross, Kelly	.050	6	20	2	1	0	0	0	1	0	0	0	3	10	0	0	0	.174
Goodrum, Niko	.242	58	227	38	55	12	8	4	38	0	3	1	38	56	6	3	18	.349
Harrison, Travis	.301	60	219	39	66	12	4	5	27	0	3	7	24	51	3	0	24	.383
Hendricks, Joshua	.222	29	108	9	24	9	0	1	13	0	1	1	10	38	0	0	2	.292
Hicks, D.J.	.270	31	115	21	31	7	0	4	25	0	0	2	19	37	1	0	2	.382
Jimenez, Romy	.347	35	118	31	41	12	1	8	35	0	1	1	19	25	0	1	1	.439
Kepler, Max	.297	59	232	40	69	16	5	10	49	0	2	8	27	33	7	0	1	.387
Mention, Kelvin	.182	19	66	11	12	2	0	1	7	1	0	3	5	16	1	0	0	.270
Pimentel, Candido	.330	56	215	45	71	10	3	1	22	5	0	1	28	42	16	7	8	.405
Polanco, Jorge	.318	51	173	35	55	15	2	5	27	3	5	3	20	26	6	3	8	.388
Quesada, Michael	.234	18	64	13	15	5	0	0	10	0	0	1	8	16	0	0	1	.329
Rhodes, Rory	.262	44	168	29	44	8	2	6	26	0	1	2	17	48	1	1	1	.335
Walker II, Adam	.250	58	232	44	58	7	4	14	45	0	0	1	19	76	4	0	5	.310
Wickens, Stephen	.424	10	33	8	14	2	2	0	4	0	1	1	5	6	1	1	0	.500
<b>Totals</b>	<b>.279</b>	<b>65</b>	<b>2231</b>	<b>401</b>	<b>623</b>	<b>131</b>	<b>32</b>	<b>61</b>	<b>352</b>	<b>12</b>	<b>19</b>	<b>34</b>	<b>259</b>	<b>521</b>	<b>53</b>	<b>17</b>	<b>84</b>	<b>.360</b>

PITCHER	W	L	ERA	G	GS	CG	SH	SV	IP	H	R	ER	HR	HB	BB	SO	WP	BK	BAA
Arevalo, Ricardo	1	3	5.25	13	12	0	0	0	48.0	43	33	28	6	0	26	49	10	0	.232
Bard, Luke	0	0	0.00	4	0	0	0	1	3.0	2	0	0	0	0	2	4	0	0	.200
Baxendale, DJ	0	0	0.00	6	0	0	0	0	7.2	1	0	0	0	0	1	16	1	0	.042
Berrios, Jose	2	0	1.29	3	3	0	0	0	14.0	8	2	2	1	1	1	22	1	0	.163
Boyd, Hudson	2	5	2.95	13	13	0	0	0	58.0	63	33	19	7	5	23	36	3	0	.270
Burris, Joshua	7	0	1.75	18	0	0	0	0	36.0	24	10	7	1	1	21	40	1	0	.190
Chargois, J.T.	0	0	1.69	12	0	0	0	5	16.0	10	4	3	0	0	5	22	1	0	.182
Duffey, Tyler	2	0	1.42	12	0	0	0	2	19.0	10	3	3	1	0	2	27	1	0	.154
Evans, Steven	0	0	5.40	6	0	0	0	0	10.0	13	6	6	0	1	5	12	2	0	.295
Ferreira, Andrew	2	0	1.80	10	0	0	0	0	10.0	7	2	2	0	1	7	13	1	0	.206
Gallant, Dallas	0	0	0.00	5	0	0	0	1	6.0	3	0	0	0	0	0	8	0	0	.143
Herr, Tyler	3	0	2.56	21	0	0	0	1	31.2	27	9	9	2	2	12	29	3	1	.243
Huber, Travis	1	0	7.71	9	0	0	0	1	14.0	18	12	12	2	0	8	10	2	0	.300
Jones, Zachary	0	0	0.00	6	0	0	0	0	6.0	2	0	0	0	0	4	9	2	0	.100
Kimes, Corey	3	0	2.51	8	6	0	0	0	28.2	25	9	8	2	0	8	18	0	0	.225
Lee, Brett	4	0	2.68	16	4	0	0	0	43.2	39	17	13	3	0	12	48	4	0	.236
Mata, Angel	4	3	3.38	13	13	0	0	0	53.1	31	23	20	7	3	34	55	9	2	.171
Mazza, Chris	3	1	3.45	9	0	0	0	0	15.2	15	8	6	1	1	1	15	0	0	.242
Melotakis, Mason	1	1	1.35	7	0	0	0	0	6.2	2	2	1	0	0	2	10	0	0	.091
Merck, Kaleb	3	2	4.07	16	0	0	0	2	24.1	24	12	11	2	1	6	28	2	0	.255
Nunez, Luis	0	2	5.09	14	0	0	0	0	23.0	15	15	13	1	2	17	21	1	0	.181
Powell, Christian	1	0	5.74	10	0	0	0	1	15.2	18	11	10	0	1	7	20	1	0	.290
Robb, Hein	2	4	3.73	13	8	0	0	0	41.0	47	26	17	4	4	14	38	5	1	.280
Rogers, Taylor	2	1	1.80	6	6	0	0	0	30.0	20	7	6	2	3	5	39	0	0	.187
<b>Totals</b>	<b>43</b>	<b>22</b>	<b>3.13</b>	<b>65</b>	<b>65</b>	<b>0</b>	<b>9</b>	<b>14</b>	<b>561.1</b>	<b>467</b>	<b>244</b>	<b>195</b>	<b>42</b>	<b>26</b>	<b>223</b>	<b>589</b>	<b>50</b>	<b>4</b>	<b>.223</b>

# GULF COAST LEAGUE TWINS

14110 Six Mile Cypress Parkway,  
Ft. Myers, FL 33912  
(239) 533-7640 FAX: (239) 485-2448

Gulf Coast League - Rookie (23rd year)

Stadium .....Lee County Sports Complex  
Manager .....Ramon Borrego  
Pitching Coach .....Henry Bonilla  
Coach .....Milt Cuyler  
Trainer .....Curtis Simondet



GCL Twins '12 Record.....33-27  
(2nd place)

# RAMON BORREGO

**MANAGER**

Named manager  
7/7/10, replacing  
Chris Heintz



## 2012 FINAL STATISTICS

PLAYERS	AVG	G	AB	R	H	2B	3B	HR	RBI	SH	SF	HB	BB	SO	SB	CS	E	OBP
Benson, Joe	.375	3	8	1	3	1	0	0	0	0	0	0	1	2	1	1	0	.444
Buxton, Byron	.216	27	88	17	19	4	3	4	14	0	0	3	11	26	4	3	2	.324
Compton, Brian	.130	8	23	2	3	1	0	0	1	1	0	0	1	3	0	0	0	.167
Cross, Kelly	.197	23	76	7	15	1	0	1	4	0	1	0	5	26	0	0	4	.244
Fernandez, Jorge	.263	30	99	9	26	2	0	0	10	1	1	1	3	27	1	0	3	.288
Haar, Bryan	.250	44	148	12	37	9	1	1	14	0	2	3	13	35	3	3	4	.319
Hurt, Will	.141	27	78	5	11	0	0	0	3	1	0	1	7	23	1	2	4	.221
Larson, Zach	.250	15	40	4	10	1	1	0	2	1	0	1	3	10	3	0	0	.318
Licon, Joel	.250	49	160	19	40	8	2	2	21	2	2	5	17	42	5	2	7	.337
Mejia, Adelin	.324	48	170	27	55	13	0	1	20	3	4	1	14	13	11	7	6	.370
Murphy, John	.216	52	171	29	37	9	1	2	22	1	2	3	15	41	13	7	1	.288
Ortiz, Kelvin	.221	42	113	18	25	6	2	2	8	1	1	8	14	37	8	2	0	.346
Pimentel, Javier	.198	36	121	10	24	7	0	1	13	0	1	2	2	34	1	1	4	.222
Pineda, Jeremias	.237	16	59	8	14	0	1	1	3	0	0	1	6	16	9	2	1	.318
Ramirez, Jose	.234	50	145	18	34	3	1	0	13	5	2	3	10	33	3	5	6	.294
Rodriguez, Dereck	.263	30	99	13	26	8	0	3	12	0	0	2	11	31	6	2	1	.348
Rosario, Eddie	.368	5	19	2	7	3	0	1	4	0	0	0	1	2	0	0	0	.400
Santy, Bryan	.296	19	54	7	16	5	0	0	7	1	1	3	9	9	1	3	2	.418
Tosoni, Rene	.316	5	19	4	6	4	0	0	5	0	0	0	1	2	1	0	0	.350
Wade, Logan	.234	39	124	12	29	6	4	1	10	2	0	0	12	29	2	2	7	.301
Younis, Jacob	.139	12	36	4	5	0	0	0	2	0	0	2	2	6	0	1	0	.225
<b>Totals</b>	<b>.239</b>	<b>60</b>	<b>1850</b>	<b>228</b>	<b>442</b>	<b>91</b>	<b>16</b>	<b>20</b>	<b>188</b>	<b>19</b>	<b>17</b>	<b>39</b>	<b>158</b>	<b>447</b>	<b>73</b>	<b>43</b>	<b>64</b>	<b>.310</b>

PITCHER	W	L	ERA	G	GS	CG	SH	SV	IP	H	R	ER	HR	HB	BB	SO	WP	BK	BAA
Albers, Andrew	1	0	1.93	2	1	0	0	0	4.2	4	1	1	0	0	3	3	0	0	.222
Bard, Luke	0	0	6.75	3	1	0	0	0	4.0	3	3	3	0	1	5	3	0	0	.231
Berrios, Jose	1	0	1.08	8	1	0	0	4	16.2	7	2	2	0	0	3	27	0	0	.121
Bromberg, David	0	0	18.00	2	1	0	0	0	2.0	6	5	4	0	1	1	3	0	0	.500
Chen, Hung Yi	2	3	3.41	16	0	0	0	0	29.0	25	11	11	2	1	5	26	3	0	.236
De La Cruz, Melciades	1	4	2.32	18	0	0	0	6	31.0	24	14	8	0	5	14	34	5	0	.209
Gibbons, Sam	4	1	2.29	10	6	0	0	0	35.1	28	10	9	1	5	8	22	4	0	.228
Gibson, Kyle	0	0	2.45	9	7	0	0	0	14.2	9	4	4	1	0	4	16	1	0	.176
Goldsmith, Carson	0	0	6.75	3	0	0	0	0	4.0	3	4	3	0	0	5	5	2	0	.231
Higginbotham, Trent	1	2	7.71	14	0	0	0	2	23.1	24	21	20	0	3	19	15	3	0	.282
Jorge, Felix	0	3	2.34	12	7	0	0	1	34.2	30	11	9	0	2	12	37	5	1	.221
Landa, Yorman	1	3	2.43	10	5	0	0	0	33.1	23	13	9	0	1	20	27	7	1	.204
Lo, Kuo Hui	2	0	1.13	11	6	0	0	0	39.2	24	6	5	0	0	7	33	5	1	.171
Malinowski, Austin	3	2	2.27	11	6	0	0	0	31.2	35	13	8	0	1	11	32	2	1	.278
Martinez, Andre	0	1	4.50	6	3	0	0	0	14.0	12	8	7	0	0	9	11	0	0	.231
Mazza, Chris	2	1	0.60	9	0	0	0	1	15.0	12	4	1	0	0	1	13	0	0	.114
Montanez, Josue	2	0	0.36	8	4	0	0	0	25.0	13	5	1	0	0	8	30	1	0	.219
Muren, Alexander	3	2	1.46	15	0	0	0	4	24.2	12	5	4	0	0	9	12	0	0	.143
Ramirez, Gerardo	4	1	6.62	12	0	0	0	0	17.2	24	13	13	0	2	10	13	3	0	.343
Rosario, Randy	2	1	1.64	10	7	0	0	0	38.1	19	12	7	0	5	19	42	3	0	.147
Salcedo, Adrian	0	1	3.38	3	2	0	0	0	5.1	7	6	2	0	0	1	4	0	0	.292
Sanudo, Gonzalo	2	0	2.00	15	2	0	0	4	36.0	34	8	8	0	0	2	33	2	0	.252
Slama, Anthony	0	0	3.38	2	0	0	0	0	2.2	2	1	1	0	0	1	3	0	0	.222
Solbach, Markus	2	1	5.82	11	0	0	0	0	17.0	27	15	11	2	2	1	14	1	0	.370
Tomshaw, Matt	0	0	0.00	2	0	0	0	0	3.0	2	0	0	0	0	0	1	0	0	.182
Wimmers, Alex	0	1	40.50	1	1	0	0	0	0.2	4	3	3	0	0	1	0	1	0	.800
<b>Totals</b>	<b>33</b>	<b>27</b>	<b>2.75</b>	<b>60</b>	<b>60</b>	<b>0</b>	<b>6</b>	<b>22</b>	<b>503.1</b>	<b>413</b>	<b>198</b>	<b>154</b>	<b>6</b>	<b>29</b>	<b>179</b>	<b>459</b>	<b>48</b>	<b>4</b>	<b>.224</b>

# DOMINICAN REPUBLIC BASEBALL ACADEMY

The Twins Dominican Republic operations were completely revamped following the 2003 season. The club relocated its training complex to a state-of-the-art baseball complex in Boca Chica, which opened in May 2004.

The Complejo Latinoamericano de Beisbol, S.A. (a.k.a. "Baseball City") houses four Major League organizations: Arizona, Chicago Cubs, Cincinnati and the Twins. Each club has its own individual facilities within one large complex.

The club provides housing and meals for amateur players working out in the Academy program, as well as for its professional players on the Dominican Summer League team.

A lower level of the two-story building includes a locker room, weight training room, office/meeting space, laundry, kitchen and a large dining room. The second floor features seven dormitory rooms which can accommodate up to 56 players, two large staff rooms, and a large game room. Programs are provided year-round to teach English and cultural development to all signed players.

Boca Chica is located 30 minutes east of downtown Santo Domingo, and the Twins complex is just 10 minutes from the international airport.

The playing facilities include a full-sized playing field, an additional infield for workouts and drills, two covered batting tunnels and a six-mound training area for pitchers.

The Twins Dominican facility is in full operation from February through mid-December.

## 2012 DOMINICAN ACADEMY STAFF

Francis (Jimmy) Alvarez.....	Manager	Ramona Marte.....	Cleaning/Kitchen
Manuel Santana.....	Pitching Coach	Adolfo Perez.....	Clubhouse/Laundry
Ramon Nivar.....	Hitting Coach	Ramon Perez.....	Grounds
Joselin Carreras.....	Trainer	Jency Mateo.....	English Teacher
Francisco Solano.....	Administrator	Rubensindo Lorenzo.....	Team Doctor
Esther Reyes.....	Head Cook	Fred Guerrero.....	Coordinator of Scouting
Francis Polanco.....	Kitchen Staff	Francisco Tejeda.....	Scout - Santo Domingo
Ana Maria Martinez.....	Cleaning/Kitchen	Vicente Arias.....	Associate Scout
Merary Reyes.....	Cleaning/Cook	Eurey Luis Haslen.....	Associate Scout
		Manuel Luciano.....	Associate Scout

## 2012 FINAL STATISTICS

PLAYER	AVG	G	AB	R	H	2B	3B	HR	RBI	SH	SF	HB	BB	SO	SB	CS	E	OBP
Amarante, Junior.....	.175	41	120	16	21	2	2	0	6	2	0	4	10	40	4	2	6	.261
Andrade, Jorge.....	.236	39	110	17	26	3	0	2	21	3	0	3	12	26	4	4	13	.328
Arias, Victor.....	.179	37	112	13	20	4	1	0	11	2	1	3	6	29	7	4	7	.238
Baez, Dubal.....	.263	38	118	22	31	5	0	0	11	2	1	7	16	23	8	4	4	.380
Boni, Junior.....	.202	33	104	12	21	5	1	0	10	1	0	2	18	22	6	2	0	.331
Ciprian, Ernesto.....	.270	49	163	20	44	5	4	2	21	0	2	2	25	39	6	4	4	.370
Concepcion, Eddy.....	.241	41	145	20	35	6	2	2	19	0	1	0	20	27	4	4	2	.331
Gonzalez, Luis.....	.182	45	165	22	30	2	0	2	18	1	1	2	17	32	5	4	8	.265
Martinez, Carlos.....	.168	48	149	15	25	7	0	0	17	1	4	5	17	46	3	6	17	.269
Mateo, Francis.....	.215	43	149	16	32	7	0	3	16	1	0	3	12	53	1	2	4	.287
Pacheco, Adonis.....	.322	61	211	42	68	9	12	4	34	1	2	4	28	40	18	5	5	.408
Polanco, Joel.....	.254	39	134	23	34	15	1	0	17	1	1	7	18	27	6	2	4	.369
Silva, Jhon.....	.243	14	37	9	9	1	0	0	5	0	0	1	9	9	2	3	0	.404
Valera, Rafael P.....	.244	40	131	23	32	3	1	0	12	1	1	3	22	29	8	4	11	.363
Vielma, Engelb.....	.268	44	157	24	42	4	3	0	19	0	2	4	18	27	16	5	18	.354
Ynfante, Gabriel A.....	.231	47	130	20	30	1	1	0	12	4	1	7	27	41	8	2	11	.388
Ynojoa, Jonatan.....	.174	42	132	23	23	6	2	0	5	1	0	2	16	33	8	4	11	.273
<b>Totals</b>	<b>.231</b>	<b>70</b>	<b>2267</b>	<b>337</b>	<b>523</b>	<b>86</b>	<b>30</b>	<b>15</b>	<b>254</b>	<b>21</b>	<b>17</b>	<b>59</b>	<b>291</b>	<b>543</b>	<b>114</b>	<b>61</b>	<b>150</b>	<b>.331</b>

PITCHER	W	L	ERA	G	GS	CG	SH	SV	IP	H	R	ER	HR	HB	BB	SO	WP	BK	BAA
Abreu, Jose.....	1	2	2.25	14	7	0	0	1	40.0	35	17	10	1	4	9	23	1	0	.236
Arias, Pedro.....	0	1	10.13	5	0	0	0	0	5.1	7	9	6	0	1	8	6	2	0	.333
Defrank, Damian.....	0	4	3.06	14	14	0	0	0	53.0	53	24	18	0	5	16	27	4	1	.275
Florencio, Yelson.....	0	0	4.50	4	0	0	0	1	6.0	10	6	3	0	0	0	4	0	0	.323
Gonzalez, Miguel.....	1	4	2.01	12	12	0	0	0	44.2	36	25	10	1	2	20	35	2	1	.211
Jimenez, Jadison.....	8	3	3.58	20	0	0	0	1	37.2	30	18	15	2	0	23	22	3	0	.222
Jimenez, Jose.....	0	3	6.17	13	4	0	0	0	23.1	28	20	16	1	5	19	18	9	1	.304
Martinez, Edgar.....	3	0	4.98	21	1	0	0	6	34.1	50	21	19	1	1	7	31	3	1	.357
Perez, Sebastian.....	1	1	5.64	14	0	0	0	0	22.1	25	21	14	1	4	12	7	1	0	.294
Ramirez, Jose.....	0	0	0.00	2	0	0	0	0	3.0	1	2	0	0	0	2	2	0	0	.091
Reyes, Reidis.....	0	5	6.25	23	0	0	0	0	40.1	44	37	28	0	4	24	13	13	0	.282
Romero, Fernando.....	1	4	4.65	14	6	0	0	0	31.0	26	19	16	0	3	14	28	6	0	.224
Silva, Argenis.....	4	0	4.76	21	1	0	0	1	39.2	37	24	21	1	2	31	29	11	0	.237
Silva, Jhon.....	0	0	2.25	4	0	0	0	0	4.0	4	1	1	0	0	2	3	0	0	.286
Subero, Junior.....	5	3	1.43	12	12	1	0	0	63.0	50	16	10	1	2	9	54	7	0	.216
Vargas, Javier.....	2	4	2.45	15	10	0	0	1	51.1	43	23	14	0	6	14	28	6	1	.224
Villasana, Elias.....	2	1	7.26	23	2	0	0	1	39.2	41	35	32	0	1	35	35	13	0	.266
Zarzuella, Ezequiel.....	2	1	6.23	6	0	0	0	0	8.2	11	6	6	0	0	2	9	1	0	.306
Zoquiel, Reyson.....	0	3	6.34	23	1	0	0	4	32.2	36	28	23	1	2	35	37	14	0	.277
<b>Totals</b>	<b>31</b>	<b>39</b>	<b>4.08</b>	<b>70</b>	<b>70</b>	<b>1</b>	<b>1</b>	<b>17</b>	<b>604.2</b>	<b>598</b>	<b>375</b>	<b>274</b>	<b>12</b>	<b>44</b>	<b>293</b>	<b>435</b>	<b>99</b>	<b>5</b>	<b>.258</b>

# VENEZUELAN BASEBALL ACADEMY

The Twins Venezuela Baseball Academy began its 18th year in Bejuma, Carabobo, Venezuela. The Twins facilities are among the best in Venezuela, including a 3,000 square foot dormitory and clubhouse building which opened in February 2000. The facilities include two large sleeping rooms, locker room, training and exercise areas, and office space.

The club provides housing and meals to its professional players in a mini-camp prior to Spring Training and during a Fall Instructional League in October. Amateur players are invited to attend workouts in 30-day programs throughout the season.

## 2012 VENEZUELA ACADEMY STAFF

Asdrubal Estrada.....	Manager	Jose Leon.....	Coordinator of Scouting
Luis Ramirez.....	Pitching Coach	Edgar Guerra.....	Administrator
Wladimir Morales.....	Trainer	Carlos Colmenares.....	Grounds
Yeni Gonzalez.....	Cook	Carlos Belisario.....	Clubhouse/Grounds
Isabel Castellano.....	Cook	Nelson Meneses.....	Associate Scout - Caracas
Anadith Luna.....	Cleaning/Kitchen	Juan Padilla.....	Associate Scout - Oriente
Ramon Martinez.....	Cleaning/Clubhouse	Franklin Parra.....	Associate Scout - Valencia
		Pablo Torres.....	Associate Scout

# MINNESOTA TWINS' 2012 FIRST-YEAR PLAYER DRAFT

RD	PLAYER	POS	B/T	HT	WT	DOB	HOMETOWN	SCHOOL	SCOUT
1	Byron Buxton	of	R/R	6-2	185	12/18/93	Baxley, GA	Appling County High School	J. Powell
1a	Jose Berrios	rhp	R/R	6-0	190	5/27/94	Bayamon, PR	Papa Juan XXIII High School	H. Otero
1b	Luke Bard	rhp	R/R	6-2	192	11/13/90	Charlotte, NC	Georgia Tech University	J. Powell
2	Mason Melotakis	lhp	L/L	6-2	210	6/28/91	Houston, TX	Northwestern State University	G. Runser
2a	Jon Chargois	rhp	R/R	6-3	200	12/3/90	Sulphur, LA	Rice University	G. Runser
3	Adam Walker	rf	R/R	6-4	232	10/18/91	Milwaukee, WI	Jacksonville University	B. Corrigan
4	Zach Jones	rhp	R/R	6-1	200	12/4/90	San Jose, CA	San Jose State University	E. Strankman
5	Tyler Duffey	rhp	R/R	6-3	215	12/27/90	Houston, TX	Rice University	G. Runser
6	Andre Martinez	lhp	L/L	6-0	190	9/21/93	Pembroke Pines, FL	Archbishop McCarthy (FL) High School	H. Otero
7	Jorge Fernandez	c	S/R	6-3	190	3/30/94	Aventura Yabucoa, PR	Colegio Hector Urdaneta High School	H. Otero
8	Christian Powell	rhp	L/R	6-3	235	7/3/91	Greenwood, SC	College of Charleston	R. Taylor
9	Li Mazzilli	if	R/R	6-1	190	9/6/90	Greenwich, CT	University of Connecticut	J. Wilson
10	D.J. Baxendale	rhp	R/R	6-2	190	12/8/90	Rogers, AR	University of Arkansas	DiMercurio
11	Taylor Rogers	lhp	L/L	6-3	175	12/17/90	Littleton, CO	University of Kentucky	R. Sellers
12	Alex Muren	rhp	R/R	6-4	205	11/6/91	Romona, CA	Cal-State Northridge University	T. Cameron
13	Eric Knab	rhp	R/R	6-3	175	11/26/93	Conway, SC	Caroline Forest (SC) High School	R. Taylor
14	Jake Proctor	cf	R/R	6-2	220	12/15/90	Cincinnati, OH	University of Cincinnati	R. Sellers
15	Jarret Leverett	lhp	L/L	6-3	193	10/18/89	Eatonton, GA	Georgia Southern University	J. Powell
16	Will Hurt	ss	R/R	5-11	160	12/22/93	Lexington, KY	Lexington Catholic (KY) High School	R. Sellers
17	D.J. Hicks	1b	L/R	6-5	240	4/2/90	Altamonte Springs, FL	University of Central Florida	B. Corrigan
18	Will Lamarche	rhp	R/R	6-2	215	8/7/91	Pleasanton, CA	Chabot College	E. Strankman
19	Jonathon Murphy	of	R/R	6-1	195	6/23/90	Jacksonville, FL	Jacksonville University	B. Corrigan
20	Zach Larson	of	R/R	6-3	190	10/8/93	Bradenton, FL	Lakewood Ranch (FL) High School	B. Corrigan
21	Bo Altobelli	c	R/R	6-1	195	2/6/91	Plano, TX	Texas Tech University	M. Esposito
22	Josh Graham	c	R/R	6-1	190	10/14/93	Roseburg, OG	Roseburg (OG) High School	T. Brown
23	Travis Huber	rhp	R/R	6-3	220	6/13/90	West Jordan, UT	University of Nebraska	M. Wilson
24	Jose Favela	c	R/R	6-3	220	8/3/93	El Paso, TX	Franklin (TX) High School	M. Esposito
25	Joel Licon	if	R/R	5-9	175	12/21/90	Diamond Bar, CA	Orange Coast College	J. Leavitt
26	Justin Jones	lhp	L/L	6-2	185	1/10/91	Berkeley, CA	University of California	E. Strankman
27	Jerad Grundy	lhp	L/L	6-0	195	9/11/90	Johnsburg, IL	University of Kentucky	R. Sellers
28	Carson Goldsmith	rhp	R/R	6-3	195	7/25/90	Austin, TX	Northwestern State University	G. Runser
29	Sean Hagan	lhp	L/L	6-6	230	3/5/91	Larchmont, NY	St. Johns University	J. Wilson
30	Bryan Santy	c	R/R	6-1	190	6/28/90	San Diego, CA	University of Washington	T. Brown
31	Timothy Robinson	if	R/R	6-0	220	6/17/94	Westminster, CA	Ocean View (CA) High School	J. Leavitt
32	Andrew Ferreira	lhp	R/L	6-2	200	10/22/90	Rehoboth, MA	Harvard University	J. Wilson
33	Kaleb Merck	rhp	R/R	6-0	203	2/17/90	Keller, TX	Texas Christian University	M. Esposito
34	Bryan Haar	3b	R/R	6-3	195	12/9/89	San Diego, CA	University of San Diego	J. Leavitt
35	Jared Wilson	rhp	R/R	6-3	215	4/26/90	Cypress, CA	University of California-Santa Barbara	T. Cameron
36	Brandon Bayardi	of/lb	R/R	6-2	225	11/27/90	Henderson, NV	University of Nevada-Las Vegas	T. Williams
37	James Marvel	rhp	R/R	6-3	195	9/17/93	Moraga, CA	Campolindo (CA) High School	E. Strankman
38	Austin Rei	c	R/R	6-0	185	10/27/93	Moraga, CA	Campolindo (CA) High School	E. Strankman
39	Alex Liquori	of	L/L	6-0	200	11/13/93	Brooks, GA	Whitewater (GA) High School	J. Powell
40	Brad Schreiber	rhp	R/R	6-4	235	2/13/91	Menasha, WI	Purdue University	J. Pohl

**BOLD** indicates signed player

\* The Twins signed 27 players from the 2012 First-Year Player Draft.



## Byron Buxton

Byron Buxton was drafted second overall by the Minnesota Twins in the 2012 First-Year Player Draft. Buxton hit .513 with 17 doubles, three home runs, 35 RBI and 38 stolen bases during his senior season. On the mound, Buxton was 10-1 with five saves, and 154 strikeouts in 81.0 innings pitched.

Buxton was recently named the top prospect in both the Gulf Coast League and the Appalachian League by *Baseball America*.



# MINNESOTA TWINS' 2012 MINOR LEAGUE AWARDS

## SHERRY ROBERTSON MINOR LEAGUE PLAYER OF THE YEAR

Oswaldo Arcia, OF, Fort Myers/New Britain

## JIM RANTZ MINOR LEAGUE PITCHER OF THE YEAR

B.J. Hermesen, RHP, Fort Myers/New Britain

## MINOR LEAGUE PLAYER OF THE MONTH

APRIL	Miguel Sano	3b	24-for-87, .276 BA, 17 R, 21 RBI, 5 2B, 6 HR	Beloit
MAY	Oswaldo Arcia	of	39-for-109, .358 BA, 10 R, 18 RBI, 10 2B, 4 HR	Fort Myers
JUNE	Evan Bigley	of	34-for-101, .337 BA, 15 R, 23 RBI, 9 2B, 6 HR	New Britain
JULY	Max Kepler	of	32-for-96, .333 BA, 19 R, 28 RBI, 7 2B, 7 HR	Elizabethton
AUGUST	Chris Parmelee	1b	32-for-99, .323 BA, 20 R, 20 RBI, 8 2B, 8 HR	Rochester

## MINOR LEAGUE PITCHER OF THE MONTH

APRIL	B.J. Hermesen	rhp	1-0, 0.78 ERA, 4 S, 23.0 IP, 16 H, 2 ER, 12 K	Fort Myers
MAY	Anthony Slama	rhp	0-0, 0.00 ERA, 11 G, 11.0 IP, 7 H, 0 ER, 18 K, 5 S	Rochester
JUNE	Michael Tonkin	rhp	0-1, 0.64 ERA, 9 G, 14.1 IP, 3 H, 1 ER, 27 K, 2 S	Beloit
JULY	Luis Perdomo	rhp	1-0, 0.55 ERA, 9 G, 16.1 IP, 8 H, 1 ER, 16 K, 7 S	Rochester
AUGUST	Jose Berrios	rhp	3-0, 0.90 ERA, 4 G, 20.0 IP, 9 H, 2 ER, 29 K	Beloit

## MINOR LEAGUE PLAYER OF THE WEEK

April 13	Brian Dozier	ss	6 G, .391 BA, 9-for-23, 3 R, 3 2B, 1 HR, 4 RBI	Rochester
April 20	Chris Colabello	1b	6 G, .381 BA, 8-for-21, 7 R, 2 2B, 3 HR, 8 RBI	New Britain
April 27	Scott Diamond	lhp	1 G, 1-0, 7.0 IP, 2 ER, 9 H, 4 K, 0 BB	Rochester
May 4	Miguel Sano	3b	5 G, .500 BA, 10-for-20, 7 R, 3 2B, 2 HR, 9 RBI	Beloit
May 11	Danny Santana	if	5 G, .414 BA, 12-for-29, 8 R, 1 2B, 1 HR, 3 RBI	Fort Myers
May 18	B.J. Hermesen	rhp	2 G, 2-0, 14.2 IP, 13 H, 4 ER, 5 K, 0 BB	New Britain
May 25	Chris Herrmann	c	5 G, .450 BA, 9-for-20, 6 R, 3 2B, 1 HR, 3 RBI	New Britain
June 1	Jason Wheeler	lhp	2 G, 2-0, 13.0 IP, 12 H, 7 ER, 10 K	Beloit
June 8	Eddie Rosario	2b	5 G, .450 BA, 9-for-20, 6 R, 3 2B, 1 HR, 3 RBI	Beloit
June 15	Michael Tonkin	rhp	3 G, 3 S, 5.2 IP, 0 H, 0 R, 0 BB, 12 K	Beloit
June 22	Evan Bigley	of	5 G, .550 BA, 11-for-20, 6 R, 1 2B, 2 HR, 6 RBI	New Britain
June 29	Romy Jimenez	of	5 G, .450 BA, 9-for-20, 4 R, 2 2B, 3 HR, 8 RBI	Elizabethton
July 6	Aaron Hicks	of	6 G, .381 BA, 8-for-21, 6 R, 1 2B, 1 HR, 2 RBI	New Britain
July 13	Luis Perdomo	rhp	2 G, 2 S, 2.1 IP, 0 H, 0 R, 0 BB, 2 K	Rochester
July 20	Oswaldo Arcia	of	8 G, .370 BA, 10-for-27, 8 R, 2 2B, 3 HR, 7 RBI	New Britain
July 27	Steve Liddle	of	5 G, .533 BA, 8-for-15, 5 R, 1 2B, 1 HR, 5 RBI	Fort Myers
August 3	Matt Carson	of	6 G, .367 BA, 11-for-30, 5 R, 2 2B, 3 HR, 7 RBI	Rochester
August 10	Esmerling Vasquez	rhp	2 G, 2-0, 11.2 IP, 4 H, 0 R, 10 K	Rochester
August 17	Deibinson Romero	3b	4 G, .375 BA, 6-for-16, 3 R, 1 2B, 2 HR, 7 RBI	New Britain
August 24	Kennys Vargas	1b	7 G, .429 BA, 12-for-28, 4 R, 1 2B, 1 HR, 5 RBI	Beloit
August 31	Jose Berrios	rhp	1 G, 1-0, 6.0 IP, 1 H, 0 R, 6 K	Beloit

## Miguel Sano

Twins prospect Miguel Sano was named Midwest League Prospect of the Year following a strong season with the Beloit Snappers (Class-A). Sano participated in the MWL All-Star game and was named to the MWL Postseason All-Star team after leading the league in home runs (28) and RBI (100).

Sano was rated best power prospect and best infield arm in the Midwest League by *Baseball America's* annual Best Tools survey.





# POSTSEASON

2012 MINNESOTA TWINS SEASON SUMMARY





# 1965 WORLD SERIES

## TWINS VS. LOS ANGELES DODGERS

DODGERS:	AVG	G	AB	R	H	2B	3B	HR	RBI	BB	SO	SB
Crawford, ph	.500	2	2	0	1	0	0	0	0	0	1	0
Lefebvre, 2b	.400	3	10	2	4	0	0	0	0	0	0	0
Fairly, rf	.379	7	29	7	11	3	0	2	6	0	1	0
Wills, ss	.367	7	30	3	11	3	0	0	3	1	3	3
Osteen, p	.333	3	3	0	1	0	0	0	0	0	0	0
Parker, 1b	.304	7	23	3	7	0	1	1	2	3	3	2
Johnson, lf	.296	7	27	3	8	2	0	2	4	1	3	0
Roseboro, c	.286	7	21	1	6	1	0	0	3	5	3	1
W. Davis, cf	.231	7	26	3	6	0	0	0	0	0	2	3
Gilliam, 3b	.214	7	28	2	6	1	0	0	2	1	0	0
Tracewski, ph-2b	.118	6	17	0	2	0	0	0	0	1	5	0
Koufax, p	.111	3	9	0	1	0	0	0	1	1	5	0
Drysdale, p-ph	.000	3	5	0	0	0	0	0	0	0	4	0
Moon, ph	.000	2	2	0	0	0	0	0	0	0	0	0
Kennedy, 3b-pr	.000	4	1	0	0	0	0	0	0	0	0	0
LeJohn, ph	.000	1	1	0	0	0	0	0	0	0	1	0
Miller, p	.000	2	0	0	0	0	0	0	0	0	0	0
Perranoski, p	.000	2	0	0	0	0	0	0	0	0	0	0
Reed, p	.000	2	0	0	0	0	0	0	0	0	0	0
Brewer, p	.000	1	0	0	0	0	0	0	0	0	0	0
<b>Totals</b>	<b>.274</b>	<b>7</b>	<b>234</b>	<b>24</b>	<b>64</b>	<b>10</b>	<b>1</b>	<b>5</b>	<b>21</b>	<b>13</b>	<b>31</b>	<b>9</b>

Pitchers:	W	L	ERA	G	GS	CG	SHO	SV	IP	H	R	ER	BB	SO
Miller	0	0	0.00	2	0	0	0	0	1.1	0	0	0	0	0
Koufax, p	2	1	0.38	3	3	2	2	0	24.0	13	2	1	5	29
Osteen	1	1	0.64	2	2	1	1	0	14.0	9	2	1	5	4
Drysdale	1	1	3.86	2	2	1	0	0	11.2	12	9	5	3	15
Brewer	0	0	4.50	1	0	0	0	0	2.0	3	1	1	0	1
Perranoski	0	0	7.36	2	0	0	0	0	3.2	3	3	3	4	1
Reed	0	0	8.10	2	0	0	0	0	3.1	2	3	3	2	4
<b>Totals</b>	<b>4</b>	<b>3</b>	<b>2.10</b>	<b>14</b>	<b>7</b>	<b>4</b>	<b>3</b>	<b>0</b>	<b>60.0</b>	<b>42</b>	<b>20</b>	<b>14</b>	<b>19</b>	<b>54</b>

TWINS:	AVG	G	AB	R	H	2B	3B	HR	RBI	BB	SO	SB
Killebrew, 3b	.286	7	21	2	6	0	0	1	2	6	4	0
Versalles, ss	.286	7	28	3	8	1	1	1	4	2	7	1
Valdespino, lf-ph	.273	5	11	1	3	1	0	0	0	0	1	0
Grant, p	.250	3	8	3	2	1	0	1	3	0	1	0
Nossek, cf-ph	.200	6	20	0	4	0	0	0	0	0	1	0
Quilici, 2b	.200	7	20	2	4	2	0	0	1	4	3	0
Oliva, rf	.192	7	26	2	5	1	0	1	2	1	6	0
Kaat, p	.167	3	6	0	1	0	0	0	2	0	5	0
Hall, cf	.143	2	7	0	1	0	0	0	0	1	5	0
Mincher, 1b	.130	7	23	3	3	0	0	1	1	2	7	0
Allison, lf	.125	5	16	3	2	1	0	1	2	2	9	1
Battey, c	.120	7	25	1	3	0	1	0	2	0	5	0
Rollins, ph	.000	3	2	0	0	0	0	0	0	1	0	0
Zimmerman, c	.000	2	1	0	0	0	0	0	0	0	0	0
Pascual, p	.000	1	1	0	0	0	0	0	0	0	0	0
Klippstein, p	.000	2	0	0	0	0	0	0	0	0	0	0
Merritt, p	.000	2	0	0	0	0	0	0	0	0	0	0
Perry, p	.000	2	0	0	0	0	0	0	0	0	0	0
Worthington, p	.000	2	0	0	0	0	0	0	0	0	0	0
Boswell, p	.000	1	0	0	0	0	0	0	0	0	0	0
Pleis, p	.000	1	0	0	0	0	0	0	0	0	0	0
<b>Totals</b>	<b>.195</b>	<b>7</b>	<b>215</b>	<b>20</b>	<b>42</b>	<b>7</b>	<b>2</b>	<b>6</b>	<b>19</b>	<b>19</b>	<b>54</b>	<b>2</b>

Pitchers:	W	L	ERA	G	GS	CG	SHO	SV	IP	H	R	ER	BB	SO
Worthington	0	0	0.00	2	0	0	0	0	2.2	2	0	0	2	2
Klippstein	0	0	0.00	2	0	0	0	0	2.2	2	0	0	2	3
Merritt	0	0	2.70	2	0	0	0	0	3.1	2	1	1	0	1
Grant	2	1	2.74	3	3	2	0	0	23.0	22	8	7	2	12
Boswell	0	0	3.38	1	0	0	0	0	2.2	3	1	1	2	3
Kaat	1	2	3.77	3	3	1	0	0	14.1	18	7	6	2	6
Perry	0	0	4.50	2	0	0	0	0	4.0	5	2	2	2	4
Pascual	0	1	5.40	1	1	0	0	0	5.0	8	3	3	1	0
Pleis	0	0	9.00	1	0	0	0	0	1.0	2	1	1	0	0
<b>Totals</b>	<b>3</b>	<b>4</b>	<b>3.15</b>	<b>17</b>	<b>7</b>	<b>3</b>	<b>0</b>	<b>0</b>	<b>60.0</b>	<b>64</b>	<b>24</b>	<b>21</b>	<b>13</b>	<b>31</b>

## 1965 WORLD SERIES (CONT.)

### GAME 1 Wednesday, October 6 at Minnesota

Los Angeles	0	1	0	0	0	0	0	1	—	2	10	1
Minnesota	0	1	6	0	0	1	0	0	x	8	10	0
WP — Grant. LP — Drysdale.												
Drysdale, Reed (3), Brewer (5), Perranoski (7) and Roseboro.												
Grant and Battey.												
HR — Fairly, Mincher, Versalles. T — 2:29. A — 47,797.												

### GAME 2 Thursday, October 7 at Minnesota

Los Angeles	0	0	0	0	0	0	1	0	—	1	7	3
Minnesota	0	0	0	0	2	1	2	x	—	5	9	0
WP — Kaat. LP — Koufax.												
Koufax, Perranoski (7), Miller (8) and Roseboro.												
Kaat and Battey. T — 2:13. A — 48,700.												

### GAME 3 Saturday, October 9 at Los Angeles

Minnesota	0	0	0	0	0	0	0	0	—	0	5	0	
Los Angeles	0	0	0	2	1	1	0	0	x	—	4	10	1
WP — Osteen. LP — Pascual.													
Pascual, Merritt (6), Klippstein (8) and Battey, Zimmerman (7).													
Osteen and Roseboro. T — 2:06. A — 55,934.													

### GAME 4 Sunday, October 10 at Los Angeles

Minnesota	0	0	0	1	0	1	0	0	—	2	5	2
Los Angeles	1	1	0	1	0	3	0	1	x	7	10	0
WP — Drysdale. LP — Grant.												
Grant, Worthington (6), Pleis (8) and Battey, Zimmerman (7).												
Drysdale and Roseboro.												
HR — Killebrew, Parker, Oliva, Johnson. T — 2:15. A — 55,920.												

### GAME 5 Monday, October 11 at Los Angeles

Minnesota	0	0	0	0	0	0	0	0	—	0	4	1	
Los Angeles	2	0	2	1	0	0	2	0	x	—	7	14	0
WP — Koufax. LP — Kaat.													
Kaat, Boswell (3), Perry (6) and Battey.													
Koufax and Roseboro. T — 2:34. A — 55,801.													

### GAME 6 Wednesday, October 13 at Minnesota

Los Angeles	0	0	0	0	0	0	1	0	—	1	6	1
Minnesota	0	0	2	0	3	0	0	x	—	5	6	1
WP — Grant. LP — Osteen.												
Osteen, Reed (6), Miller (8) and Roseboro.												
Grant and Battey.												
HR — Fairly, Allison, Grant. T — 2:16. A — 49,578.												

### GAME 7 Thursday, October 14 at Minnesota

Los Angeles	0	0	0	2	0	0	0	0	—	2	7	0
Minnesota	0	0	0	0	0	0	0	0	—	0	3	1
WP — Koufax. LP — Kaat.												
Koufax and Roseboro.												
Kaat, Worthington (4), Klippstein (6), Merritt (7), Perry (9) and Battey.												
HR — Johnson. T — 2:27. A — 50,596.												

## 1969 ALCS

### TWINS VS. BALTIMORE ORIOLES

ORIOLES:	AVG	G	AB	R	H	2B	3B	HR	RBI	BB	SO	SB		
B. Robinson, 3b	.500	3	14	1	7	1	0	0	0	0	0	0		
Motton, ph	.500	2	2	0	1	0	0	0	1	0	0	0		
Blair, cf	.400	3	15	1	6	2	0	1	6	2	2	0		
Powell, 1b	.385	3	13	2	5	0	0	1	1	2	0	0		
F. Robinson, rf	.333	3	12	1	4	2	0	1	2	3	3	0		
Buford, lf	.286	3	14	3	4	1	0	0	1	3	0	0		
Belanger, ss	.267	3	15	4	4	0	1	1	1	0	0	0		
Hendricks, ph-c	.250	3	8	2	2	2	0	0	3	1	2	0		
Johnson, 2b	.231	3	13	2	3	0	0	0	0	2	1	0		
Palmer, p	.000	1	5	0	0	0	0	0	0	0	3	0		
Etchebarren, c	.000	2	4	0	0	0	0	0	0	0	0	0		
McNally, p	.000	1	4	0	0	0	0	0	0	0	2	0		
Cuellar, p	.000	1	2	0	0	0	0	0	0	0	1	0		
May, ph	.000	1	1	0	0	0	0	0	0	0	0	0		
Salmon, ph	.000	1	1	0	0	0	0	0	0	0	0	0		
R. Hall, p	.000	1	0	0	0	0	0	0	0	0	0	0		
Lopez, p	.000	1	0	0	0	0	0	0	0	0	0	0		
Rettenmund, ph	.000	1	0	0	0	0	0	0	0	0	0	0		
Richert, p	.000	1	0	0	0	0	0	0	0	0	0	0		
Watt, p	.000	1	0	0	0	0	0	0	0	0	0	0		
Totals	.293	3	123	16	36	8	1	4	15	13	14	0		
Pitchers:	W	L	ERA	G	GS	CG	SHO	SV	IP	H	R	ER	BB	SO
McNally	1	0	0.00	1	0	1	1	0	11.0	3	0	0	0	5
Watt	0	0	0.00	1	0	0	0	0	2.0	0	0	0	0	2
Richert	0	0	0.00	1	0	0	0	0	1.0	0	0	0	0	2
R. Hall	1	0	0.00	1	0	0	0	0	0.2	0	0	0	0	1
Lopez	0	0	0.00	1	0	0	0	0	0.1	1	0	0	2	0
Palmer	1	0	2.00	1	1	1	0	0	9.0	10	2	2	2	4
Cuellar	0	0	2.25	1	1	0	0	0	8.0	3	3	2	1	7
Totals	3	0	1.13	7	3	2	1	0	32.0	17	5	4	12	27

# 1969 ALCS (CONT.)

TWINS:	AVG	G	AB	R	H	2B	3B	HR	RBI	BB	SO	SB
Nettles, ph	1.000	1	1	0	1	0	0	0	0	0	0	0
Woodson, p	1.000	1	1	0	1	0	0	0	0	0	0	0
Oliva, rf	.385	3	13	3	5	2	0	1	2	1	3	1
Roseboro, c	.200	2	5	0	1	0	0	0	0	0	0	0
Reese, lb	.167	3	12	0	2	0	0	0	2	1	1	0
Uhlender, lf	.167	2	6	0	1	0	0	0	0	0	0	0
Cardenas, ss	.154	3	13	0	2	0	1	0	0	0	7	0
Mitterwald, c	.143	2	7	0	1	0	0	0	0	1	3	0
Killebrew, 3b	.125	3	8	2	1	1	0	0	0	6	2	0
Tovar, cf	.077	3	13	0	1	0	0	0	0	1	2	1
Carew, 2b	.071	3	14	0	1	0	0	0	0	1	4	0
Allison, lf	.000	2	8	0	0	0	0	0	1	0	0	0
Boswell, p	.000	1	4	0	0	0	0	0	0	0	4	0
Perry, p	.000	1	3	0	0	0	0	0	0	0	1	0
Perranoski, p	.000	3	1	0	0	0	0	0	0	0	0	0
Renick, ph	.000	1	1	0	0	0	0	0	0	0	0	0
Chance, p	.....	1	0	0	0	0	0	0	0	0	0	0
Grzenda, p	.....	1	0	0	0	0	0	0	0	0	0	0
T. Hall, p	.....	1	0	0	0	0	0	0	0	0	0	0
Manuel, ph	.....	1	0	0	0	0	0	0	0	1	0	0
Miller, p	.....	1	0	0	0	0	0	0	0	0	0	0
Worthington, p	.....	1	0	0	0	0	0	0	0	0	0	0
<b>Totals</b>	<b>.155</b>	<b>3</b>	<b>110</b>	<b>5</b>	<b>17</b>	<b>3</b>	<b>1</b>	<b>1</b>	<b>5</b>	<b>12</b>	<b>27</b>	<b>2</b>

Pitchers:	W	L	ERA	G	GS	CG	SHO	SV	IP	H	R	ER	BB	SO
Grzenda	0	0	0.00	1	0	0	0	0	0.2	0	0	0	0	0
T. Hall	0	0	0.00	1	0	0	0	0	0.2	0	0	0	0	0
Boswell	0	1	0.84	1	1	0	0	0	10.2	7	1	1	7	4
Perry	0	0	3.38	1	1	0	0	0	8.0	6	3	3	3	3
Miller	0	1	5.40	1	1	0	0	0	1.2	5	3	1	0	0
Perranoski	0	1	5.79	3	0	0	0	0	4.2	8	3	3	0	2
Worthington	0	0	6.75	1	0	0	0	0	1.1	3	1	1	0	1
Woodson	0	0	10.80	1	0	0	0	0	1.2	3	2	2	3	2
Chance	0	0	13.50	1	0	0	0	0	2.0	4	3	3	0	2
<b>Totals</b>	<b>0</b>	<b>3</b>	<b>4.02</b>	<b>11</b>	<b>3</b>	<b>0</b>	<b>0</b>	<b>0</b>	<b>31.1</b>	<b>36</b>	<b>16</b>	<b>14</b>	<b>13</b>	<b>14</b>

## GAME 1 Saturday, October 4 at Baltimore

<b>Minnesota</b>	0	0	0	0	1	0	2	0	0	0	0	0	0	0	—	3	4	2
<b>Baltimore</b>	0	0	0	1	1	0	0	0	1	0	0	1	—	4	10	1		
WP —Hall. LP —Perranoski.																		
Perry, Perranoski (9) and Mitterwald, Roseboro (12).																		
Cuellar, Richert (9), Watt (10), Lopez (12), R. Hall (12) and Hendricks, Etchebarren (10).																		
HR —F. Robinson, Belanger, Oliva, Powell.																		
T —3:29. A —39,324.																		

## GAME 2 Sunday, October 5 at Baltimore

<b>Minnesota</b>	0	0	0	0	0	0	0	0	0	0	0	0	—	0	3	1		
<b>Baltimore</b>	0	0	0	0	0	0	0	0	0	0	0	1	—	1	8	0		
WP —McNally. LP —Boswell.																		
Boswell, Perranoski (11) and Mitterwald.																		
McNally and Etchebarren, Hendricks (10).																		
T —3:17. A —41,704.																		

## GAME 3 Monday, October 6 at Minnesota

<b>Baltimore</b>	0	3	0	2	0	1	0	2	3	—	11	18	0					
<b>Minnesota</b>	1	0	0	0	1	0	0	0	0	—	2	10	2					
WP —Palmer. LP —Miller.																		
Palmer and Hendricks.																		
Miller, Woodson (2), T. Hall (4), Worthington (5), Grzenda (6), Chance (7), Perranoski (9) and Roseboro.																		
HR —Blair. T —2:48. A —32,735.																		



# 1970 ALCS

## TWINS VS. BALTIMORE ORIOLES

ORIOLES:	AVG	G	AB	R	H	2B	3B	HR	RBI	BB	SO	SB
B. Robinson, 3b	.583	3	12	3	7	2	0	0	1	0	1	0
Cuellar, p	.500	1	2	1	1	0	0	1	4	0	1	0
R. Hall, p	.500	1	2	1	1	0	0	0	0	0	1	0
Powell, 1b	.429	3	14	2	6	2	0	1	6	0	3	0
Buford, lf	.429	2	7	2	3	1	0	1	3	2	0	0
Hendricks, c	.400	1	5	2	2	0	0	0	0	0	1	0
McNally, p	.400	1	5	1	2	1	0	0	1	0	1	0
Johnson, 2b	.364	3	11	4	4	0	0	2	4	1	1	0
Belanger, ss	.333	3	12	5	4	0	0	0	1	1	0	0
Rettenmund, lf	.333	1	3	1	1	0	0	0	1	2	1	1
Palmer, p	.250	1	4	1	1	1	0	0	1	0	0	0
F. Robinson, rf	.200	3	10	3	2	0	0	1	2	5	2	0
Etchebarren, c	.111	2	9	1	1	0	0	0	0	0	3	0
Blair, cf	.077	3	13	0	1	0	0	0	0	0	4	0
<b>Totals</b>	<b>.330</b>	<b>3</b>	<b>109</b>	<b>27</b>	<b>36</b>	<b>7</b>	<b>0</b>	<b>6</b>	<b>24</b>	<b>12</b>	<b>19</b>	<b>1</b>

Pitchers:	W	L	ERA	G	GS	CG	SHO	SV	IP	H	R	ER	BB	SO
R. Hall	1	0	0.00	1	0	0	0	0	4.2	1	0	0	0	3
Palmer	1	0	1.00	1	1	1	0	0	9.0	7	1	1	3	12
McNally	1	0	3.00	1	1	1	0	0	9.0	6	3	3	5	5
Cuellar	0	0	12.46	1	1	0	0	0	4.1	10	6	6	1	2
<b>Totals</b>	<b>3</b>	<b>0</b>	<b>3.33</b>	<b>4</b>	<b>3</b>	<b>2</b>	<b>0</b>	<b>0</b>	<b>27.0</b>	<b>24</b>	<b>10</b>	<b>10</b>	<b>9</b>	<b>22</b>

TWINS:	AVG	G	AB	R	H	2B	3B	HR	RBI	BB	SO	SB
Oliva, rf	.500	3	12	2	6	2	0	1	1	0	1	0
Mitterwald, c	.500	2	8	2	4	1	0	0	2	0	2	0
Tovar, cf-2b-lf	.385	3	13	2	5	0	1	0	1	0	0	0
Killebrew, 3b-1b	.273	3	11	2	3	0	0	2	4	2	4	0
Ratliff, c	.250	1	4	0	1	0	0	0	0	0	1	0
Renick, 3b-ph	.200	2	5	0	1	0	0	0	0	0	1	0
Cardenas, ss	.182	3	11	1	2	0	0	0	1	1	1	0
Reese, 1b	.143	2	7	0	1	0	0	0	0	1	1	0
Thompson, 2b	.125	3	8	0	1	1	0	0	0	1	0	0
Alyea, lf-ph	.000	3	7	1	0	0	0	0	0	2	3	0
Holt, ph-cf-pr	.000	3	5	0	0	0	0	0	0	0	2	0
Allison, ph	.000	3	2	0	0	0	0	0	0	1	1	0
Quilici, 2b-ph	.000	3	2	0	0	0	0	0	0	0	1	0
Carew, ph	.000	2	2	0	0	0	0	0	0	0	1	0
T. Hall, p	.000	2	1	0	0	0	0	0	0	0	1	0
Perry, p	.000	2	1	0	0	0	0	0	1	0	0	0
Kaat, p	.000	1	1	0	0	0	0	0	0	0	1	0
Manuel, ph	.000	1	1	0	0	0	0	0	0	0	1	0
Perranoski, p	.000	2	0	0	0	0	0	0	0	0	0	0
Tiant, p-pr	.000	2	0	0	0	0	0	0	0	0	0	0
Williams, p	.000	2	0	1	0	0	0	0	0	1	0	0
Zepp, p	.000	2	0	0	0	0	0	0	0	0	0	0
Blyleven, p	.000	1	0	0	0	0	0	0	0	0	0	0
Woodson, p	.000	1	0	0	0	0	0	0	0	0	0	0
<b>Totals</b>	<b>.238</b>	<b>3</b>	<b>101</b>	<b>10</b>	<b>24</b>	<b>4</b>	<b>1</b>	<b>3</b>	<b>10</b>	<b>9</b>	<b>22</b>	<b>0</b>

Pitchers:	W	L	ERA	G	GS	CH	SHO	SV	IP	H	R	ER	BB	SO
Williams	0	0	0.00	2	0	0	0	0	6.0	2	0	0	1	2
Blyleven	0	0	0.00	1	0	0	0	0	2.0	2	1	0	0	2
T. Hall	0	1	6.75	2	1	0	0	0	5.1	6	4	4	4	6
Zepp	0	0	6.75	2	0	0	0	0	1.1	2	1	1	2	2
Kaat	0	1	9.00	1	1	0	0	0	2.0	6	4	2	2	1
Woodson	0	0	9.00	1	0	0	0	0	1.0	2	1	1	1	0
Perry	0	1	13.50	2	1	0	0	0	5.1	10	9	8	1	3
Tiant	0	0	13.50	1	0	0	0	0	0.2	1	2	1	0	0
Perranoski	0	0	19.29	2	0	0	0	0	2.1	5	5	5	1	3
<b>Totals</b>	<b>0</b>	<b>3</b>	<b>7.62</b>	<b>14</b>	<b>3</b>	<b>0</b>	<b>0</b>	<b>0</b>	<b>26.0</b>	<b>36</b>	<b>27</b>	<b>22</b>	<b>12</b>	<b>19</b>



# 1970 ALCS (CONT.)

## GAME 1 Saturday, October 3 at Minnesota

Baltimore	0	2	0	7	0	1	0	0	0	—	10	13	0
Minnesota	1	1	0	1	3	0	0	0	0	—	6	11	2
WP —Hall. LP —Perry.													
Cuellar, R. Hall (5) and Hendricks.													
Perry, Zepp (4), Woodson (5), Williams (6), Perranoski (9) and Mitterwald. HR													
—Cuellar, Buford, Powell, Killebrew.													
T—2:36. A—26, 847.													

## GAME 2 Sunday, October 4 at Minnesota

Baltimore	1	0	2	1	0	0	0	0	7	—	11	13	0
Minnesota	0	0	0	3	0	0	0	0	0	—	3	6	2
WP —McNally. LP —Hall.													
McNally and Etchebarren.													
T. Hall, Zepp (4), Williams (5), Perranoski (8), Tiant (9) and Mitterwald. HR													
—F. Robinson, Killebrew, Oliva, Johnson.													
T—2:59. A—27,490.													

## GAME 3 Monday, October 5 at Baltimore

Minnesota	0	0	0	0	1	0	0	0	0	—	1	7	2
Baltimore	1	1	3	0	0	0	1	0	x	—	6	10	0
WP —Palmer. LP —Kaat.													
Kaat, Blyleven (3), T. Hall (5), Perry (7) and Ratliff.													
Palmer and Etchebarren.													
HR —Johnson. T—2:20. A—27,608.													

# 1987 ALCS

## TWINS VS. DETROIT TIGERS

TIGERS:	AVG	G	AB	R	H	2B	3B	HR	RBI	BB	SO	SB
Grubb, ph-dh	.571	4	7	0	4	0	0	0	0	0	1	0
Morrison, dh-3b	.400	2	5	1	2	0	0	0	0	0	1	0
Herdon, rf-ph-dh	.333	3	9	1	3	1	0	0	2	1	1	1
Sheridan, rf-pr	.300	5	10	2	3	1	0	1	2	0	2	0
Evans, 1b-3b	.294	5	17	0	5	0	0	0	0	4	2	0
Gibson, lf	.286	5	21	4	6	1	0	1	4	3	8	3
Heath, c	.286	3	7	1	2	0	0	1	2	0	0	0
Lemon, cf	.278	5	18	4	5	0	0	2	4	1	4	0
Bergman, ph-dh-1b	.250	4	4	0	1	0	0	0	2	0	1	0
Tammell, ss	.200	5	20	3	4	1	0	0	2	1	2	0
Whitaker, 2b	.176	5	17	4	3	0	0	1	1	7	3	1
Nokes, ph-dh-c	.143	5	14	2	2	0	0	1	2	1	4	0
Brooks, 3b	.000	5	13	0	0	0	0	0	0	0	3	0
Madlock, dh	.000	1	5	0	0	0	0	0	0	0	3	0
Totals	.240	5	167	23	40	4	0	7	21	18	35	5

Pitchers:	W	L	ERA	G	GS	CG	SHO	SV	IP	H	R	ER	BB	SO
Petry	0	0	0.00	1	0	0	0	0	3.1	1	1	0	0	1
Hernandez	0	0	0.00	1	0	0	0	0	0.1	2	0	0	0	0
Robinson	0	0	0.00	1	0	0	0	0	0.1	1	0	0	0	0
Thurmond	0	0	0.00	1	0	0	0	0	0.1	0	0	0	0	0
King	0	0	1.69	2	0	0	0	0	5.1	3	1	1	2	4
Tanana	0	1	5.06	1	1	0	0	0	5.1	6	4	3	4	1
Morris	0	1	6.75	1	1	1	0	0	8.0	6	6	6	3	7
Terrell	0	0	9.00	1	1	0	0	0	6.0	7	6	6	4	4
Alexander	0	2	10.00	2	2	0	0	0	9.0	14	10	10	1	5
Henneman	1	0	10.80	1	0	0	0	0	5.0	6	6	6	6	3
Totals	1	4	6.70	12	5	1	0	0	43.0	46	34	32	20	25

TWINS:	AVG	G	AB	R	H	2B	3B	HR	RBI	BB	SO	SB
Larkin, ph	1.000	1	1	0	1	1	0	0	1	0	0	0
Butera, c	.667	1	3	0	2	0	0	0	0	0	0	0
Brunansky, rf	.412	5	17	5	7	4	0	2	9	4	3	0
Baylor, ph-dh	.400	2	5	0	2	0	0	0	1	0	0	0
Gladden, lf	.350	5	20	5	7	2	0	0	5	2	1	0
Gaetti, 3b	.300	5	20	5	6	1	0	2	5	1	3	0
Gagne, ss	.278	5	18	5	5	3	0	2	3	3	4	0
Lombardozzi, 2b-pr	.267	5	15	2	4	0	0	0	1	2	2	0
Bush, dh	.250	4	12	4	3	0	1	0	2	3	2	3
Puckett, cf	.208	5	24	3	9	1	0	1	3	0	5	1
Hrbek, 1b	.150	5	20	4	3	0	0	1	1	3	0	0
Laudner, c	.071	5	14	1	1	1	0	0	2	2	5	0
Newman, 2b	.000	1	2	0	0	0	0	0	0	0	0	0
Davidson, pr	.000	1	0	0	0	0	0	0	0	0	0	0
Totals	.269	5	171	34	46	13	1	8	33	20	25	4

Pitchers:	W	L	ERA	G	GS	CG	SHO	SV	IP	H	R	ER	BB	SO
Schatzeder	0	0	0.00	2	0	0	0	0	4.1	2	0	0	0	5
Atherton	0	0	0.00	1	0	0	0	0	0.1	1	0	0	0	0
Berenguer	0	0	1.50	4	0	0	0	1	6.0	1	1	1	3	6
Blyleven	2	0	4.05	2	2	0	0	0	13.1	12	6	6	3	9
Reardon	1	1	5.06	4	0	0	0	2	5.1	7	3	3	3	5
Viola	1	0	5.25	2	2	0	0	0	12.0	14	8	7	5	9
Straker	0	0	16.88	1	1	0	0	0	2.2	3	5	5	4	1
Totals	4	1	4.50	16	5	0	0	3	44.0	40	23	22	18	35

# 1987 ALCS (CONT.)

## GAME 1 Wednesday, October 7 at Minnesota

Detroit	0	0	1	0	0	1	1	2	0	—	5	10	0
Minnesota	0	1	0	0	3	0	0	4	x	—	8	10	0

WP —Reardon. LP —Alexander.  
Alexander, Henneman (8), Hernandez (8), King (8) and Heath.  
Viola, Reardon (8) and Laudner.  
HR —Gaetti 2, Heath, Gibson. T —2:46. A —53,269.

## GAME 2 Thursday, October 8 at Minnesota

Detroit	0	2	0	0	0	0	0	1	0	—	3	7	1
Minnesota	0	3	0	2	1	0	0	0	x	—	6	6	0

WP —Blyleven. LP —Morris. Save —Berenguer.  
Morris and Heath, Nokes (8).  
Blyleven, Berenguer (8) and Laudner.  
HR —Lemon, Hrbek, Whitaker. T —2:54. A —55,245.

## GAME 3 Saturday, October 10 at Detroit

Minnesota	0	0	0	2	0	2	2	0	0	—	6	8	1
Detroit	0	0	5	0	0	0	0	2	x	—	7	7	0

WP —Henneman. LP —Reardon.  
Straker, Schatzeder (3), Berenguer (7), Reardon (8) and Butera, Laudner (7).  
Terrell, Henneman (7) and Nokes.  
HR —Gagne, Brunansky, Sheridan. T —3:29. A —49,730.

## GAME 4 Sunday, October 11 at Detroit

Minnesota	0	0	1	1	1	1	0	1	0	—	5	7	1
Detroit	1	0	0	0	1	1	0	0	0	—	3	7	3

WP —Viola. LP —Tanana. Save —Reardon.  
Viola, Atherton (6), Berenguer (6), Reardon (9) and Laudner.  
Tanana, Petry (6), Thurmond (9) and Heath.  
HR —Puckett, Gagne. T —3:24. A —51,939.

## GAME 5 Monday, October 12 at Detroit

Minnesota	0	4	0	0	0	0	1	1	3	—	9	15	1
Detroit	0	0	0	3	0	0	0	1	1	—	5	9	1

WP —Blyleven. LP —Alexander. Save —Reardon.  
Blyleven, Schatzeder (7), Berenguer (8), Reardon (8) and Laudner.  
Alexander, King (2), Henneman (7), Robinson (9) and Nokes.  
HR —Nokes, Lemon, Brunansky. T —3:14. A —47,448.



# 1987 WORLD SERIES

## TWINS VS. ST. LOUIS CARDINALS

CARDINALS:	AVG	G	AB	R	H	2B	3B	HR	RBI	BB	SO	SB
Pendleton, dh-ph	.429	3	7	2	3	0	0	0	1	1	1	2
Pena, c-dh	.409	7	22	2	9	1	0	0	4	3	2	1
McGee, cf	.370	7	27	2	10	2	0	0	4	0	9	0
Lindeman, 1b-ph-rf	.333	6	15	3	5	1	0	0	2	0	3	0
Lake, c	.333	3	3	0	1	0	0	0	1	0	0	0
Ford, rf-ph	.308	5	13	1	4	0	0	0	2	1	1	0
Herr, 2b	.250	7	28	2	7	0	0	1	1	2	2	0
Oquendo, rf-3b	.250	7	24	2	6	0	0	0	2	1	4	0
Pagnozzi, dh-ph	.250	2	4	0	1	0	0	0	0	0	0	0
Driessen, 1b	.231	4	13	3	3	2	0	0	1	1	1	0
Smith, ss	.214	7	28	3	6	0	0	0	2	2	3	2
Coleman, lf	.143	7	28	5	4	2	0	0	2	2	10	6
Lawless, 3b	.100	3	10	1	1	0	0	1	3	0	4	0
Cox, p	.000	3	2	0	0	0	0	0	0	0	1	0
Forsch, p	.000	3	2	0	0	0	0	0	0	0	0	0
Tudor, p	.000	2	2	0	0	0	0	0	0	0	2	0
Morris, rf	.000	1	2	0	0	0	0	0	0	0	0	0
Dayley, p	.000	4	1	0	0	0	0	0	0	0	1	0
Mathews, p	.000	1	1	0	0	0	0	0	0	0	0	0
Worrell, p	.000	4	0	0	0	0	0	0	0	0	0	0
Horton, p	.000	2	0	0	0	0	0	0	0	0	0	0
Magrane, p	.000	2	0	0	0	0	0	0	0	0	0	0
Tunnell, p	.000	2	0	0	0	0	0	0	0	0	0	0
Johnson, pr	.000	1	0	0	0	0	0	0	0	0	0	1
<b>Totals</b>	<b>.259</b>	<b>7</b>	<b>232</b>	<b>26</b>	<b>60</b>	<b>8</b>	<b>0</b>	<b>2</b>	<b>25</b>	<b>13</b>	<b>44</b>	<b>12</b>

Pitchers:	W	L	ERA	G	GS	CG	SHO	SV	IP	H	R	ER	BB	SO
Worrell	0	0	1.29	4	0	0	0	2	7.0	6	1	1	4	3
Dayley	0	0	1.93	4	0	0	0	1	4.2	2	1	1	0	3
Tunnell	0	0	2.08	2	0	0	0	0	4.1	4	2	1	2	1
Mathews	0	0	2.45	1	1	0	0	0	3.2	2	1	1	2	3
Tudor	1	1	5.73	2	2	0	0	0	11.0	15	7	7	3	8
Horton	0	0	6.00	2	0	0	0	0	3.0	5	2	2	0	1
Cox	1	2	7.71	3	2	0	0	0	11.2	13	10	10	8	9
Magrane	0	1	8.59	2	2	0	0	0	7.1	9	7	7	5	5
Forsch	1	0	9.95	3	0	0	0	0	6.1	8	7	7	5	3
<b>Totals</b>	<b>3</b>	<b>4</b>	<b>5.64</b>	<b>23</b>	<b>7</b>	<b>0</b>	<b>0</b>	<b>3</b>	<b>59.0</b>	<b>64</b>	<b>38</b>	<b>37</b>	<b>29</b>	<b>36</b>



1987 WORLD SERIES (CONT.)

TWINS:	AVG	G	AB	R	H	2B	3B	HR	RBI	BB	SO	SB		
Smalley, ph	.500	4	2	0	1	1	0	0	0	2	0	0		
Lombardozi, 2b	.412	6	17	3	7	1	0	1	4	2	2	0		
Baylor, dh-ph	.385	5	13	3	5	0	0	1	3	1	1	0		
Puckett, cf	.357	7	28	5	10	1	1	0	3	2	1	1		
Laudner, c	.318	7	22	4	7	1	0	1	4	5	4	0		
Gladden, lf	.290	7	31	3	9	2	1	1	7	3	4	2		
Gaetti, 3b	.259	7	27	4	7	2	1	1	4	2	5	2		
Hrbek, 1b	.208	7	24	4	5	0	0	1	6	5	3	0		
Gagne, ss	.200	7	30	5	6	1	0	1	3	1	6	0		
Brunansky, rf	.200	7	25	5	5	0	0	0	2	4	4	1		
Newman, pr-2b-ph	.200	4	5	0	1	0	0	0	0	1	1	0		
Bush, dh-ph	.167	4	6	1	1	1	0	0	2	0	1	0		
Larkin, 1b-ph	.000	5	3	1	0	0	0	0	0	1	0	0		
Straker, p	.000	2	2	0	0	0	0	0	0	0	2	0		
Viola, p	.000	3	1	0	0	0	0	0	0	0	1	0		
Bylieven, p	.000	2	1	0	0	0	0	0	0	0	1	0		
Davidson, rf-ph	.000	2	1	0	0	0	0	0	0	0	0	0		
Reardon, p	.000	4	0	0	0	0	0	0	0	0	0	0		
Berenguer, p	.000	3	0	0	0	0	0	0	0	0	0	0		
Schatzeder, p	.000	3	0	0	0	0	0	0	0	0	0	0		
Atherton, p	.000	2	0	0	0	0	0	0	0	0	0	0		
Butera, c	.000	1	0	0	0	0	0	0	0	0	0	0		
Frazier, p	.000	1	0	0	0	0	0	0	0	0	0	0		
Niekro, p	.000	1	0	0	0	0	0	0	0	0	0	0		
Totals	.269	7	238	38	64	10	3	7	38	29	36	6		
Pitchers:	W	L	ERA	G	GS	CG	SHO	SV	IP	H	R	ER	BB	SO
Reardon	0	0	0.00	4	0	0	0	1	4.2	5	0	0	0	3
Frazier	0	0	0.00	1	0	0	0	0	2.0	1	0	0	0	2
Niekro	0	0	0.00	1	0	0	0	0	2.0	1	0	0	1	1
Bylieven	1	1	2.77	2	2	0	0	0	13.0	13	5	4	2	12
Viola	2	1	3.72	3	3	0	0	0	19.1	17	8	8	3	16
Straker	0	0	4.00	2	2	0	0	0	9.0	9	4	4	3	6
Schatzeder	1	0	6.23	3	0	0	0	0	4.1	4	3	3	3	3
Atherton	0	0	6.75	2	0	0	0	0	1.1	0	1	1	1	0
Berenguer	0	1	10.38	3	0	0	0	0	4.1	10	5	5	0	1
Totals	4	3	3.75	21	7	0	0	1	60.0	60	26	25	13	44

GAME 1 Saturday, October 17 at Minnesota

St. Louis	0	1	0	0	0	0	0	0	—	1	5	1	
Minnesota	0	0	0	7	2	0	1	0	x	—	10	11	0
WP	—Viola. LP—Magrane.												
Magrane, Forsch (4), Horton (7) and Pena, Lake (8).													
Viola, Atherton (9) and Laudner.													
HR—Gladden, Lombardozi. T—2:39. A—55,171.													

GAME 2 Sunday, October 18 at Minnesota

St. Louis	0	0	0	0	1	0	1	2	0	—	4	9	0
Minnesota	0	1	0	6	0	1	0	0	x	—	8	10	0
WP	—Bylieven. LP—Cox.												
Cox, Tunnell (4), Dayley (7), Worrell (8) and Pena.													
Bylieven, Berenguer (8), Reardon (9) and Laudner.													
HR—Gaetti, Laudner. T—2:42. A—55,257.													

GAME 3 Tuesday, October 20 at St. Louis

Minnesota	0	0	0	0	0	1	0	0	0	—	1	5	1
St. Louis	0	0	0	0	0	0	3	0	x	—	3	9	1
WP—Tudor. LP—Berenguer. Save—Worrell.													
Straker, Berenguer (7), Schatzeder (7) and Laudner.													
Tudor, Worrell (8) and Pena.													
T—2:45. A—55,347.													

GAME 4 Wednesday, October 21 at St. Louis

Minnesota	0	0	1	0	1	0	0	0	0	—	2	7	1
St. Louis	0	0	1	6	0	0	0	0	x	—	7	10	1
WP	—Forsch. LP—Viola. Save—Dayley.												
Viola, Schatzeder (4), Niekro (5), Frazier (7) and Laudner, Butera (8).													
Mathews, Forsch (4), Dayley (7) and Pena.													
HR—Gagne, Lawless. T—3:11. A—55,347.													

GAME 5 Thursday, October 22 at St. Louis

Minnesota	0	0	0	0	0	0	0	2	0	—	2	6	1
St. Louis	0	0	0	0	0	3	1	0	x	—	4	10	1
WP — Cox. LP — Blyleven. Save — Worrell.													
Blyleven, Atherton (7), Reardon (7) and Laudner.													
Cox, Dayley (8), Worrell (8) and Pena, Lake (9).													
T—3:21. A—55,347.													

GAME 6 Saturday, October 24 at Minnesota

St. Louis	1	1	0	2	1	0	0	0	0	—	5	11	2
Minnesota	2	0	0	0	4	4	0	1	x	—	11	15	0
WP	—Schatzeder. LP—Tudor.												
Tudor, Horton (5), Forsch (6), Dayley (6), Tunnell (7) and Pena.													
Straker, Schatzeder (4), Berenguer (6), Reardon (9) and Laudner.													
HR—Herr, Baylor, Hrbek. T—3:22. A—55,293.													

GAME 7 Sunday, October 25 at Minnesota

St. Louis	0	2	0	0	0	0	0	0	—	2	6	1	
Minnesota	0	1	0	0	1	1	0	1	x	—	4	10	0
WP—Viola. LP—Cox. Save—Reardon.													
Magrane, Cox (5), Worrell (6) and Lake.													
Viola, Reardon (9) and Laudner. T—3:04. A—55,376.													

# 1991 ALCS

## TWINS VS. TORONTO BLUE JAYS

BLUE JAYS:	AVG	G	AB	R	H	2B	3B	HR	RBI	BB	SO	SB
Alomar, 2b	.474	5	19	3	9	0	0	0	4	2	3	2
White, cf	.364	5	22	5	8	1	0	0	0	2	3	3
Gruber, 3b	.286	5	21	1	6	1	0	0	4	0	4	1
Borders, c	.263	5	19	0	5	1	0	0	2	0	0	0
Carter, rf-dh	.263	5	19	3	5	2	0	1	4	1	5	0
Wilson, pr-lf	.250	3	8	1	2	0	0	0	0	1	3	1
Olerud, 1b	.158	5	19	1	3	0	0	0	3	3	1	0
Lee, ss	.125	5	16	3	2	0	0	0	0	1	5	0
Mulliniks, dh-ph	.125	5	8	1	1	0	0	0	0	3	0	0
Maldonado, lf-rf	.100	5	20	1	2	1	0	0	1	1	6	0
Ducey, pr-rf	.000	1	1	0	0	0	0	0	0	0	0	0
Tabler, ph-dh	.000	2	1	0	0	0	0	0	0	1	0	0
Gonzales, pr-ss	.000	2	0	0	0	0	0	0	0	0	0	0
<b>Totals</b>	<b>.249</b>	<b>5</b>	<b>173</b>	<b>19</b>	<b>43</b>	<b>6</b>	<b>0</b>	<b>1</b>	<b>18</b>	<b>15</b>	<b>30</b>	<b>7</b>

Pitchers:	W	L	ERA	G	GS	CG	SHO	SV	IP	H	R	ER	BB	SO
Henke	0	0	0.00	2	0	0	0	0	2.2	0	0	0	1	5
Acker	0	0	0.00	1	0	0	0	0	0.2	1	0	0	0	1
Wells	0	0	2.35	4	0	0	0	0	7.2	6	2	2	2	9
Key	0	0	3.00	1	1	0	0	0	6.0	5	2	2	1	1
Guzman	1	0	3.18	1	1	0	0	0	5.2	4	2	2	4	2
Timlin	0	1	3.18	4	0	0	0	0	5.2	5	4	2	2	5
Ward	0	1	6.23	2	0	0	0	1	4.1	4	3	3	1	6
Candioti	0	1	8.22	2	2	0	0	0	7.2	17	9	7	2	5
MacDonald	0	0	9.00	1	0	0	0	0	1.0	1	1	1	1	0
Stottlemire	0	1	9.82	1	1	0	0	0	3.2	7	4	4	1	3
<b>Totals</b>	<b>1</b>	<b>4</b>	<b>4.60</b>	<b>5</b>	<b>5</b>	<b>0</b>	<b>0</b>	<b>1</b>	<b>45.0</b>	<b>50</b>	<b>27</b>	<b>23</b>	<b>15</b>	<b>37</b>

TWINS:	AVG	G	AB	R	H	2B	3B	HR	RBI	BB	SO	SB
Puckett, cf	.429	5	21	4	9	1	0	2	6	1	4	0
Knoblauch, 2b	.350	5	20	5	7	2	0	0	3	3	3	2
Mack, rf	.333	5	18	4	6	1	1	0	3	2	4	2
Pagliarulo, 3b-ph	.333	5	15	4	5	1	0	1	3	0	2	0
Davis, dh	.294	5	17	3	5	2	0	0	2	5	8	1
Harper, c	.278	5	18	1	5	2	0	0	1	0	2	0
Gladden, lf	.261	5	23	4	6	0	0	0	3	1	3	3
Gagne, ss	.235	5	17	1	4	0	0	0	1	1	5	0
Hrbek, 1b	.143	5	21	0	3	0	0	0	3	1	3	0
Leius, 3b	.000	3	4	0	0	0	0	0	0	1	1	0
Larkin, ph	.000	3	3	0	0	0	0	0	0	0	1	0
Ortiz, c	.000	3	3	0	0	0	0	0	0	0	0	0
Sorrento, ph	.000	1	1	0	0	0	0	0	0	0	1	0
Newman, 3b-ss	.000	2	0	0	0	0	0	0	0	0	0	0
Brown, pr	.000	1	0	1	0	0	0	0	0	0	0	0
<b>Totals</b>	<b>.276</b>	<b>5</b>	<b>181</b>	<b>27</b>	<b>50</b>	<b>9</b>	<b>1</b>	<b>3</b>	<b>25</b>	<b>15</b>	<b>37</b>	<b>8</b>

Pitchers:	W	L	ERA	G	GS	CG	SHO	SV	IP	H	R	ER	BB	SO
West	1	0	0.00	2	0	0	0	0	5.2	1	0	0	4	4
Willis	0	0	0.00	3	0	0	0	0	5.1	2	0	0	0	3
Aguilera	0	0	0.00	3	0	0	0	3	3.1	1	0	0	0	3
Guthrie	1	0	0.00	2	0	0	0	0	2.2	0	0	0	0	0
Bedrosian	0	0	0.00	2	0	0	0	0	1.1	3	2	0	2	2
Morris	2	0	4.05	2	2	0	0	0	13.1	17	6	6	1	7
Erickson	0	0	4.50	1	1	0	0	0	4.0	3	2	2	5	2
Tapani	0	1	7.84	2	2	0	0	0	10.1	16	9	9	3	9
<b>Totals</b>	<b>4</b>	<b>1</b>	<b>3.33</b>	<b>5</b>	<b>5</b>	<b>0</b>	<b>0</b>	<b>3</b>	<b>46.0</b>	<b>43</b>	<b>19</b>	<b>17</b>	<b>15</b>	<b>30</b>

## TWINS' TITLE CLINCHING DATES

Year	Game	Date	Details
1965	157	September 26	Twins defeated Washington 2-1 at Washington
1969	153	September 22	Twins defeated Kansas City 4-3 at Kansas City
1970	154	September 22	Twins defeated Oakland 5-3 at Oakland
1987	157	September 28	Twins defeated Texas 5-3 at Texas
1991	155	September 29	Twins lost 2-1 at Toronto while Chicago lost 2-1 to Seattle
2002	150	September 15	Twins won 5-0 at Cleveland while Chicago lost 8-4 to New York
2003	157	September 23	Twins won 4-1 vs. Cleveland while Chicago and Kansas City lost
2004	150	September 20	Twins defeated Chicago 8-2 at Chicago
2006	162	October 1	Twins won 5-1 vs. Chicago while Detroit lost 10-8 to Kansas City
2009	163	October 6	Twins defeated Detroit 6-5 in 12 innings in Central Division Tiebreaker game
2010	151	September 21	Twins defeat Cleveland 6-4, 91st win of season, Gardenhire's 800th career win

# 1991 ALCS (CONT.)

## GAME 1 Tuesday, October 8 at Minnesota

Toronto	0	0	0	1	0	3	0	0	0	—	4	9	2
Minnesota	2	2	1	0	0	0	0	0	x	—	5	11	0
WP—Morris. LP—Candiotti. Save—Aguilera. Candiotti, Wells (3), Timlin (6) and Borders. Morris, Willis (6), Aguilera (8) and Harper, Ortiz (8). T—3:17. A—54,766.													

## GAME 2 Wednesday, October 9 at Minnesota

Toronto	1	0	2	0	0	0	2	0	0	—	5	9	0
Minnesota	0	0	1	0	0	1	0	0	0	—	2	5	1
WP—Guzman. LP—Tapani. Save—Ward. Guzman, Henke (6), Ward (8) and Borders. Tapani, Bedrosian (7), Guthrie (7) and Harper. T—3:02. A—54,816.													

## GAME 3 Friday, October 11 at Toronto

Minnesota	0	0	0	0	1	1	0	0	0	1	—	3	7	0
Toronto	2	0	0	0	0	0	0	0	0	0	—	2	5	1
WP—Guthrie. LP—Timlin. Save—Aguilera. Erickson, West (5), Willis (7), Guthrie (9), Aguilera (10) and Ortiz, Harper (10). Key, Wells (7), Henke (8), Timlin (10) and Borders. HR—Carter, Pagliarulo. T—3:36. A—51,454.														

## GAME 4 Saturday, October 12 at Toronto

Minnesota	0	0	0	4	0	2	1	1	1	—	9	13	0
Toronto	0	1	0	0	0	1	0	0	1	—	3	11	2
WP—Morris. LP—Stottlemire. Morris, Bedrosian (9) and Harper. Stottlemire, Wells (4), Acker (6), Timlin (7), MacDonald (9) and Borders. HR—Puckett. T—3:15. A—51,526.													

## GAME 5 Sunday, October 13 at Toronto

Minnesota	1	1	0	0	0	3	0	3	0	—	8	14	2
Toronto	0	0	3	2	0	0	0	0	0	—	5	9	1
WP—West. LP—Ward. Save—Aguilera. Tapani, West (5), Willis (8), Aguilera (9) and Harper, Ortiz (9). Candiotti, Timlin (6), Ward (6), Wells (8) and Borders. HR—Puckett. T—3:29. A—51,425.													



# 1991 WORLD SERIES

## TWINS VS. ATLANTA BRAVES

BRAVES:	AVG	G	AB	R	H	2B	3B	HR	RBI	BB	SO	SB		
Lemke, 2b	.417	6	24	4	10	1	3	0	4	2	4	0		
Belliard, ss	.375	7	16	0	6	1	0	0	4	1	2	0		
Pendleton, 3b	.367	7	30	6	11	3	0	2	3	3	1	0		
Gant, cf	.267	7	30	3	8	0	1	0	4	2	3	1		
Justice, rf	.259	7	27	5	7	0	0	2	6	5	5	2		
Treadway, 2b-ph	.250	3	4	1	1	0	0	0	0	1	2	0		
Smith, dh-lf	.231	7	26	5	6	0	0	3	3	3	4	1		
Olson, c	.222	7	27	3	6	2	0	0	1	5	4	1		
Hunter, lf-1b	.190	7	21	2	4	1	0	1	3	0	2	0		
Blauser, ss-ph	.167	5	6	0	1	0	0	0	0	1	1	0		
Bream, 1b	.125	7	24	0	3	2	0	0	0	3	4	0		
Avery, p	.000	2	3	0	0	0	0	0	0	0	2	0		
Gregg, ph	.000	4	3	0	0	0	0	0	0	0	2	0		
Glavine, p	.000	2	2	0	0	0	0	0	0	0	0	0		
Mitchell, lf-pr	.000	3	2	0	0	0	0	0	0	0	1	0		
Smoltz, p	.000	2	2	0	0	0	0	0	0	0	1	0		
Cabrera, ph-c	.000	3	1	0	0	0	0	0	0	0	0	0		
Clancy, p	.000	3	1	0	0	0	0	0	0	0	1	0		
Leibrandt, p	.000	2	0	0	0	0	0	0	0	0	0	0		
Mercker, p	.000	2	0	0	0	0	0	0	0	0	0	0		
Pena, p	.000	3	0	0	0	0	0	0	0	0	0	0		
St. Claire, p	.000	1	0	0	0	0	0	0	0	0	0	0		
Stanton, p	.000	5	0	0	0	0	0	0	0	0	0	0		
Willard, ph	.000	1	0	0	0	0	0	0	1	0	0	0		
Wohlrs, p	.000	3	0	0	0	0	0	0	0	0	0	0		
Totals	.253	7	249	29	63	10	4	8	29	26	39	5		
Pitchers:	W	L	ERA	G	GS	CG	SHO	SV	IP	H	R	ER	BB	SO
Stanton	1	0	0.00	5	0	0	0	0	7.1	5	0	0	2	7
Wohlrs	0	0	0.00	3	0	0	0	0	1.2	2	0	0	2	1
Mercker	0	0	0.00	2	0	0	0	0	1.0	0	0	0	0	1
Smoltz	0	0	1.26	2	2	0	0	0	14.1	13	2	2	1	11
Glavine	1	1	2.70	2	2	1	0	0	13.1	8	6	4	7	8
Pena	0	1	3.38	3	0	0	0	0	5.1	6	2	2	3	7
Avery	0	0	3.46	2	2	0	0	0	13.0	10	6	5	1	8
Clancy	1	0	4.15	3	0	0	0	0	4.1	3	2	2	4	2
St. Claire	0	0	9.00	1	0	0	0	0	1.0	1	1	1	0	0
Leibrandt	0	2	11.25	2	1	0	0	0	4.0	8	5	5	1	3
Totals	3	4	2.89	7	7	1	0	0	65.1	56	24	21	21	48

# 1991 WORLD SERIES (CONT.)

TWINS:	AVG	G	AB	R	H	2B	3B	HR	RBI	BB	SO	SB
Larkin ph	.500	4	4	0	2	0	0	0	1	0	0	0
Newman ph-3b-2b-pr	.500	4	2	0	1	0	1	0	1	0	0	0
Harper c-ph	.381	7	21	2	8	2	0	0	1	2	2	0
Leius 3b-ph-ss	.357	7	14	2	5	0	0	1	2	1	2	0
Knoblauch 2b	.308	7	26	3	8	1	0	0	2	4	2	4
Pagliarulo ph-3b	.273	6	11	1	3	0	0	1	2	1	2	0
Puckett cf	.250	7	24	4	6	0	1	2	4	5	7	1
Bush ph-rf	.250	3	4	0	1	0	0	0	0	0	1	0
Gladden lf	.233	7	30	5	7	2	2	0	0	3	4	2
Davis dh-ph-rf	.222	6	18	4	4	0	0	2	4	2	3	0
Ortiz c	.200	3	5	0	1	0	0	0	1	0	1	0
Gagne ss	.167	7	24	1	4	1	0	1	3	0	7	0
Mack rf	.130	6	23	0	3	1	0	0	1	0	7	0
Hrbek 1b	.115	7	26	2	3	1	0	1	2	2	6	0
Brown pr-rf-cf	.000	3	2	0	0	0	0	0	0	0	0	0
Morris p	.000	3	2	0	0	0	0	0	0	0	1	0
Sorrento ph-1b	.000	3	2	0	0	0	0	0	0	1	2	0
Aguilera p-ph	.000	4	1	0	0	0	0	0	0	0	0	0
Erickson p	.000	2	1	0	0	0	0	0	0	0	1	0
Tapani p	.000	2	1	0	0	0	0	0	0	0	0	0
Bedrosian p	.000	3	0	0	0	0	0	0	0	0	0	0
Guthrie p	.000	4	0	0	0	0	0	0	0	0	0	0
Leach p	.000	2	0	0	0	0	0	0	0	0	0	0
West p	.000	2	0	0	0	0	0	0	0	0	0	0
Willis p	.000	4	0	0	0	0	0	0	0	0	0	0
<b>Totals</b>	<b>.232</b>	<b>7</b>	<b>241</b>	<b>24</b>	<b>56</b>	<b>8</b>	<b>4</b>	<b>8</b>	<b>24</b>	<b>21</b>	<b>48</b>	<b>7</b>

Pitchers:	W	L	ERA	G	GS	CG	SHO	SV	IP	H	R	ER	BB	SO
Morris	2	0	1.17	3	3	1	1	0	23.0	18	3	3	9	15
Aguilera	1	1	1.80	4	0	0	0	2	5.0	6	1	1	1	3
Guthrie	0	1	2.25	4	0	0	0	0	4.0	3	1	1	4	3
Leach	0	0	3.86	2	0	0	0	0	2.1	2	1	1	0	2
Tapani	1	1	4.50	2	2	0	0	0	12.0	13	6	6	2	7
Erickson	0	0	5.06	2	2	0	0	0	10.2	10	7	6	4	5
Willis	0	0	5.14	4	0	0	0	0	7.0	6	4	4	2	2
Bedrosian	0	0	5.40	3	0	0	0	0	3.1	3	2	2	0	2
West	0	0	—	2	0	0	0	0	0.0	2	4	4	4	0
<b>Totals</b>	<b>4</b>	<b>3</b>	<b>3.74</b>	<b>7</b>	<b>7</b>	<b>1</b>	<b>1</b>	<b>2</b>	<b>67.1</b>	<b>63</b>	<b>29</b>	<b>28</b>	<b>26</b>	<b>39</b>

## GAME 1 Saturday, October 19 at Minnesota

Atlanta	0	0	0	0	1	0	1	0	—	2	6	1
Minnesota	0	0	1	0	3	1	0	0	x	5	9	1
WP—Morris. LP—Leibrandt. Save—Aguilera.												
Leibrandt, Clancy (5), Wohlers (7), Stanton (8) and Olson.												
Morris, Guthrie (8), Aguilera (8) and Harper.												
HR—Gagne, Hrbek. T—3:00. A—55,108.												

## GAME 2 Sunday, October 20 at Minnesota

Atlanta	0	1	0	0	1	0	0	0	—	2	8	1
Minnesota	2	0	0	0	0	0	1	x	—	3	4	1
WP—Tapani. LP—Glavin. Save—Aguilera.												
Glavin and Olson.												
Tapani, Aguilera (9) and Harper.												
HR—Davis, Leius. T—2:37. A—55,145.												

## GAME 3 Tuesday, October 22 at Atlanta

Minnesota	1	0	0	0	0	1	2	0	0	0	—	4	10	1
Atlanta	0	1	0	1	2	0	0	0	0	1	—	5	8	2
WP—Clancy. LP—Aguilera.														
Erickson, West (5), Leach (5), Bedrosian (6), Willis (8), Guthrie (10), Aguilera (12) and Ortiz, Harper (8).														
Avery, Pena (8), Stanton (10), Wohlers (12), Mercker (12), Clancy (12) and Olson.														
HR—Justice, Smith, Puckett, Davis. T—4:04. A—50,878.														

## GAME 4 Wednesday, October 23 at Atlanta

Minnesota	0	1	0	0	0	0	1	0	0	—	2	7	0
Atlanta	0	0	1	0	0	0	1	0	1	—	3	8	0
WP—Stanton. LP—Guthrie.													
Morris, Willis (7), Guthrie (8), Bedrosian (9) and Harper.													
Smoltz, Wohlers (8), Stanton (8) and Olson.													
HR—Pendleton, Pagliarulo. T—2:57. A—50,878.													

## GAME 5 Thursday, October 24 at Atlanta

Minnesota	0	0	0	0	0	3	0	1	1	—	5	7	1
Atlanta	0	0	0	4	1	0	6	3	x	—	14	17	1
WP—Glavin. LP—Tapani.													
Tapani, Leach (5), West (7), Bedrosian (7), Willis (8) and Harper, Ortiz (8).													
Glavin, Mercker (6), Clancy (7), St. Claire (9) and Olson, Cabrera (9).													
HR—Justice, Smith, Hunter. T—2:59. A—50,878.													

## GAME 6 Saturday, October 26 at Minnesota

Atlanta	0	0	0	0	2	0	1	0	0	0	—	3	9	1
Minnesota	2	0	0	1	0	1	0	0	0	0	1	—	4	9
WP—Aguilera. LP—Leibrandt.														
Avery, Stanton (7), Pena (9), Leibrandt (11) and Olson.														
Erickson, Guthrie (7), Willis (7), Aguilera (10) and Ortiz, Harper (7).														
HR—Pendleton, Puckett. T—3:36. A—55,155.														

## GAME 7 Sunday, October 27 at Minnesota

Atlanta	0	0	0	0	0	0	0	0	0	0	—	0	7	0
Minnesota	0	0	0	0	0	0	0	0	0	0	1	—	1	10
WP—Morris. LP—Pena.														
Smoltz, Stanton (8), Pena (9) and Olson.														
Morris and Harper. T—3:23. A—55,118.														



# 2002 DIVISION SERIES

## TWINS VS. OAKLAND ATHLETICS

ATHLETICS:	AVG	G	AB	R	H	2B	3B	HR	RBI	BB	SO	SB
Byrnes	.000	2	1	0	0	0	0	0	0	0	1	0
Chavez	.381	5	21	3	8	0	0	1	5	2	1	0
Durham	.333	5	21	7	7	3	0	2	2	2	4	1
Dye	.400	5	20	3	8	2	0	1	1	1	5	0
Ellis	.368	5	19	1	7	2	0	1	4	1	2	0
Hatteberg	.500	5	14	5	7	2	0	1	3	3	0	0
Hernandez	.059	5	17	0	1	0	0	0	0	0	4	0
Justice	.238	5	21	2	5	1	1	0	4	0	4	0
Long	.167	5	18	1	3	0	0	1	1	1	2	0
Mabry	.000	2	2	0	0	0	0	0	0	0	1	0
Myers	.000	2	1	0	0	0	0	0	0	0	1	0
Piatt	.333	3	3	0	1	1	0	0	0	0	1	0
Saenz	.000	1	0	0	0	0	0	0	0	1	0	0
Tejada	.143	5	21	3	9	1	0	1	4	1	7	0
Velarde	.600	4	5	1	3	1	0	0	1	0	1	0
Totals	.288	5	184	26	53	13	1	8	25	12	34	1

Pitchers:	W	L	ERA	G	GS	CG	SHO	SV	IP	H	R	ER	BB	SO
Bowie	0	0	0.00	1	0	0	0	0	1.1	0	0	0	0	3
Bradford	0	0	0.00	2	0	0	0	0	3.0	1	0	0	0	1
Hudson	0	1	6.23	2	2	0	0	0	8.2	13	11	6	4	8
Koch	0	0	9.00	3	0	0	0	1	3.0	5	3	3	2	3
Lidle	0	0	9.00	1	0	0	0	0	1.0	2	1	1	0	0
Lilly	0	1	13.50	2	0	0	0	0	4.0	10	6	6	1	3
Mecir	0	0	0.00	1	0	0	0	0	1.0	0	0	0	0	2
Mulder	1	1	2.08	2	2	0	0	0	13.0	14	3	3	3	12
Rincon	0	0	0.00	2	0	0	0	0	3.0	2	0	0	0	2
Zito	1	0	4.50	1	1	0	0	0	6.0	5	3	3	4	8
Totals	2	3	4.09	5	5	0	0	1	44.0	52	27	22	14	42

TWINS:	AVG	G	AB	R	H	2B	3B	HR	RBI	BB	SO	SB
Cuddyer	.385	5	13	1	5	1	0	0	1	3	3	0
Guzman	.286	5	21	5	6	2	0	1	2	2	4	2
Hocking	.500	3	6	0	3	1	0	0	1	0	1	0
Hunter	.300	5	20	4	6	4	0	0	2	1	4	0
Jones	.250	5	20	3	5	3	0	0	1	1	8	0
Kielty	.000	3	4	0	0	0	0	0	0	0	1	0
Koskie	.143	5	21	3	3	0	1	1	5	2	6	0
Lecroy	.444	3	9	1	4	0	0	0	1	0	3	0
Mientkiewicz	.250	5	20	3	5	0	0	2	4	1	1	0
Mohr	1.000	4	2	1	2	1	0	0	0	1	0	0
Ortiz	.231	4	13	0	3	2	0	0	2	0	5	0
Pierzynski	.438	5	16	4	7	0	1	1	4	2	2	0
Prince	.000	1	2	0	0	0	0	0	0	0	2	0
Rivas	.250	4	12	2	3	1	0	0	0	1	2	0
Totals	.291	5	179	27	52	15	2	5	23	14	42	2

Pitchers:	W	L	ERA	G	GS	CG	SHO	SV	IP	H	R	ER	BB	SO
Fiore	0	0	20.25	1	0	0	0	0	1.1	4	3	3	2	0
Guardado	0	0	13.50	2	0	0	0	1	2.0	5	3	3	1	1
Hawkins	0	0	0.00	3	0	0	0	0	2.1	0	0	0	0	5
Jackson	0	0	0.00	1	0	0	0	0	0.2	1	0	0	0	0
Lohse	0	0	0.00	2	0	0	0	0	4.0	2	0	0	0	5
Mays	0	1	14.73	1	1	0	0	0	3.2	9	6	6	2	1
Milton	1	0	2.57	1	1	0	0	0	7.0	6	2	2	1	3
Radke	2	0	1.54	2	2	0	0	0	11.2	14	6	2	1	7
Reed	0	1	7.20	1	1	0	0	0	5.0	6	4	4	2	8
Romero	0	0	0.00	3	0	0	0	0	3.1	3	0	0	1	2
Santana	0	0	6.00	2	0	0	0	0	3.0	3	2	2	2	2
Totals	3	2	4.50	5	5	0	0	1	44.0	53	26	22	12	34

## 2002 DIVISION SERIES (CONT.)

### GAME 1 Tuesday, October 1 at Oakland

Minnesota	0	1	2	0	0	3	1	0	0	—	7	13	3
Oakland	3	2	0	0	0	0	0	0	0	—	5	12	0
WP—Radke. LP—Lilly. Save—Guardado.													
Radke, Santana (6), Romero (7), Guardado (9) and Pierzynski.													
Hudson, Lilly (6), Lidle (7), Rincon(8), Mecer (9) and Hernandez.													
HR—Koskie, Mientkiewicz. T—3.44. A—34,853.													

### GAME 2 Wednesday, October 2 at Oakland

Minnesota	0	0	0	0	0	1	0	0	0	—	1	7	0
Oakland	3	0	0	5	1	0	0	0	x	—	9	14	0
WP—Mulder. LP—Mays.													
Mays, Fiore (4), Lohse (6), Hawkins (9) and Pierzynski, Prince (6).													
Mulder, Bradford (7), Koch (9) and Hernandez.													
HR—Chavez, Guzman. T—3.04. A—31,953.													

### GAME 3 Friday, October 4 at Minnesota

Oakland	2	0	0	1	0	1	2	0	0	—	6	9	1
Minnesota	0	0	0	1	2	0	0	0	0	—	3	8	0
WP—Zito. LP—Reed. Save—Koch.													
Zito, Rincon (7), Koch (9) and Hernandez.													
Reed, Santana (6), Jackson (7), Romero (8), Hawkins (9) and Pierzynski.													
HR—Durham, Hatteberg, Long, Dye. T—3.26. A—55,932.													

### GAME 4 Saturday, October 5 at Minnesota

Oakland	0	0	2	0	0	0	0	0	0	—	2	7	2
Minnesota	0	0	2	7	0	0	2	0	x	—	11	12	2
WP—Milton. LP—Hudson.													
Hudson, Lilly (4), Bowie (7) and Hernandez, Myers (8).													
Milton, Lohse (8) and Pierzynski.													
HR—Tejada, Mientkiewicz. T—3.20. A—55,960.													

### GAME 5 Sunday, October 6 at Oakland

Minnesota	0	1	1	0	0	0	0	0	3	—	5	12	0
Oakland	0	0	1	0	0	0	0	0	0	3	—	4	11
WP—Radke. LP—Mulder.													
Radke, Romero (5), Hawkins (8), Guardado (9) and Pierzynski.													
Mulder, Bradford (6), Koch (6) and Hernandez, Myers (9).													
HR—Durham, Ellis, Pierzynski. T—3.23. A—32,146.													

## 2002 ALCS

### TWINS VS. ANAHEIM ANGELS

ANGELS:	AVG	G	AB	R	H	2B	3B	HR	RBI	BB	SO	SB		
Anderson	.250	5	20	3	5	1	0	1	3	1	0	0		
Eckstein	.286	5	21	1	6	0	0	0	2	0	2	0		
Erstad	.364	5	22	4	8	0	0	1	2	0	3	1		
Figgins	1.000	3	1	2	1	0	0	0	0	0	0	0		
Fullmer	.333	4	12	2	4	2	0	1	4	0	2	0		
Gil	.000	1	2	0	0	0	0	0	0	0	1	0		
Glaus	.316	5	19	4	6	0	1	1	2	2	5	0		
Kennedy	.357	4	14	5	5	0	0	3	5	0	2	1		
Molina	.214	5	14	0	3	0	1	0	2	1	2	0		
Molina	.000	3	1	0	0	0	0	0	0	0	0	0		
Ochoa	.000	4	4	2	0	0	0	0	0	0	3	0		
Palmeiro	.000	2	2	0	0	0	0	0	0	0	1	0		
Salmon	.214	5	14	0	3	0	0	0	0	3	1	0		
Spiezio	.353	5	17	5	6	2	0	1	5	2	1	1		
Wooten	.250	3	8	1	2	0	0	0	1	0	3	0		
Totals	.287	5	171	29	49	5	2	8	26	9	26	3		
Pitchers:	W	L	ERA	G	GS	CG	SHO	SV	IP	H	R	ER	BB	SO
Appier	0	1	3.48	2	2	0	0	0	10.1	10	4	4	4	3
Donnelly	0	0	8.10	3	0	0	0	0	3.1	3	3	3	0	5
Lackey	1	0	0.00	1	1	0	0	0	7.0	3	0	0	0	7
Ortiz	1	0	5.06	1	1	0	0	0	5.1	10	3	3	1	3
Percival	0	0	0.00	3	0	0	0	2	3.1	0	0	0	0	3
Rodriguez	2	0	0.00	4	0	0	0	0	4.1	2	0	0	2	7
Schoeneweis	0	0	0.00	1	0	0	0	0	0.2	0	0	0	0	0
Washburn	0	0	1.29	1	1	0	0	0	7.0	6	1	1	0	7
Weber	0	0	3.38	3	0	0	0	0	2.2	3	1	1	0	3
Totals	4	1	2.45	5	5	0	0	2	44.0	37	12	12	7	38

# 2002 ALCS (CONT.)

TWINS:	AVG	G	AB	R	H	2B	3B	HR	RBI	BB	SO	SB		
Cuddyer	.200	3	5	0	1	0	0	0	0	1	1	0		
Guzman	.167	5	18	1	3	1	0	0	0	0	3	0		
Hunter	.167	5	18	2	3	2	0	0	0	1	3	0		
Jones	.100	5	20	0	2	1	0	0	2	0	4	0		
Kielty	.000	4	3	0	0	0	0	0	1	1	2	0		
Koskie	.278	5	18	3	5	2	0	0	2	2	8	0		
Lamb	.000	2	0	0	0	0	0	0	0	0	0	0		
Lecroy	.333	1	3	0	1	0	0	0	0	0	1	0		
Mientkiewicz	.278	5	18	1	5	1	0	0	2	1	2	0		
Mohr	.417	5	12	3	5	1	0	0	0	0	4	1		
Ortiz	.313	5	16	0	5	1	0	0	2	0	5	0		
Pierzynski	.250	5	16	1	4	0	0	0	2	0	2	0		
Prince	.000	1	1	0	0	0	0	0	0	0	0	0		
Rivas	.250	5	12	1	3	0	0	0	0	1	3	0		
Totals	.231	5	160	12	37	9	0	0	11	7	38	1		
Pitchers:	W	L	ERA	G	GS	CG	SHO	SV	IP	H	R	ER	BB	SO
Guardado	0	0	0.00	1	0	0	0	1	1.0	0	0	0	1	2
Hawkins	0	0	20.25	4	0	0	0	0	1.1	4	3	3	1	1
Jackson	0	0	27.00	3	0	0	0	0	1.0	5	3	3	2	2
Lohse	0	0	0.00	1	0	0	0	0	1.0	0	0	0	0	1
Mays	1	0	2.03	2	2	0	0	0	13.1	12	4	3	0	3
Milton	0	0	1.50	1	1	0	0	0	6.0	5	1	1	2	4
Radke	0	1	2.70	1	1	0	0	0	6.2	5	2	2	1	4
Reed	0	1	10.13	1	1	0	0	0	5.1	8	6	6	0	0
Romero	0	1	22.50	4	0	0	0	0	2.0	4	5	5	2	3
Santana	0	1	10.80	4	0	0	0	0	3.1	4	4	4	0	4
Wells	0	0	9.00	2	0	0	0	0	1.0	2	1	1	0	2
Totals	1	4	6.00	5	5	0	0	1	42.0	49	29	28	9	26

## GAME 1 Tuesday, October 8 at Minnesota

Anaheim	0	0	1	0	0	0	0	0	—	1	4	0
Minnesota	0	1	0	0	1	0	0	0	x	2	5	1
WP —Mays. LP —Appier. Save —Guardado.												
Appier, Donnelly (6), Schoenweis (7), Weber (8) and B. Molina, J. Molina (8).												
Mays, Guardado (9) and Pierzynski.												
T—2:58. A—55,562.												

## GAME 2 Wednesday, October 9 at Minnesota

Anaheim	1	3	0	0	0	2	0	0	0	—	6	10	0
Minnesota	0	0	0	0	0	3	0	0	0	—	3	11	1
WP —Ortiz. LP —Reed. Save —Percival.													
Ortiz, Donnelly (6), Rodriguez (7), Percival (8) and B. Molina.													
Reed, Santana (6), Romero (7), Hawkins (7), Jackson (9) and Pierzynski.													
HR—Erstad, Fullmer. T—3:13. A—55,990.													

## GAME 3 Friday, October 11 at Anaheim

Minnesota	0	0	0	0	0	1	0	0	—	1	6	0
Anaheim	0	1	0	0	0	0	1	x	—	2	7	0
WP—Rodriguez. LP—Romero. Save—Percival.												
Milton, Hawkins (7), Santana (7), Jackson (7), Romero (7) and Pierzynski.												
Washburn, Rodriguez (8), Percival (9) and B. Molina, J. Molina (8).												
HR—Anderson, Glaus. T—3:13. A—44,234.												

## GAME 4 Saturday, October 12 at Anaheim

Minnesota	0	0	0	0	0	0	0	1	—	1	6	2
Anaheim	0	0	0	0	0	2	5	x	—	7	10	0
WP —Lackey. LP —Radke.												
Radke, Santana (7), Hawkins (8), Romero (8), Jackson (8), Wells (8) and Pierzynski.												
Lackey, Rodriguez (8), Weber (9) and B. Molina.												
T—2:49. A—44,830.												

## GAME 5 Sunday, October 13 at Anaheim

Minnesota	1	1	0	0	0	3	0	0	—	5	9	0	
Anaheim	0	0	1	0	2	0	10	0	x	—	13	18	0
WP —Rodríguez. LP —Santana.													
Mays, Santana (6), Hawkins (7), Romero (7), Wells (7), Lohse (8) and Pierzynski, Prince (8).													
Appier, Donnelly (6), Rodríguez (7), Weber (8), Percival (9) and B. Molina, J. Molina (8).													
HR—Kennedy (3), Spiezo. T—3:30. A—44,835.													





# 2003 DIVISION SERIES

## TWINS VS. NEW YORK YANKEES

YANKEES:	AVG	G	AB	R	H	2B	3B	HR	RBI	BB	SO	SB
Boone	.200	4	15	1	3	1	0	0	0	0	3	1
Dellucci	.000	1	0	0	0	0	0	0	0	0	0	0
Giambi	.250	4	16	1	4	2	0	0	2	2	5	0
Jeter	.429	4	14	2	6	0	0	1	1	4	2	1
Johnson	.077	4	13	2	1	1	0	0	2	3	2	0
Matsui	.267	4	15	2	4	1	0	1	3	2	3	0
Posada	.176	4	17	1	3	1	0	0	0	0	6	0
Rivera	.333	4	12	2	4	0	0	0	0	1	0	0
Sierra	.000	1	2	0	0	0	0	0	0	0	0	0
Soriano	.368	4	19	2	7	1	0	0	4	0	6	2
Williams	.400	4	15	3	6	2	0	0	3	2	2	0
<b>Totals</b>	<b>.275</b>	<b>4</b>	<b>138</b>	<b>16</b>	<b>38</b>	<b>9</b>	<b>0</b>	<b>2</b>	<b>15</b>	<b>14</b>	<b>29</b>	<b>4</b>

Pitchers:	W	L	ERA	G	GS	CG	SHO	SV	IP	H	R	ER	BB	SO
Clemens	1	0	1.29	1	1	0	0	0	7.0	5	1	1	1	6
Heredia	0	0	0.00	1	0	0	0	0	2.0	1	0	0	1	1
Mussina	0	1	3.86	1	1	0	0	0	7.0	7	3	3	3	6
Nelson	0	0	---	1	0	0	0	0	0.0	0	0	0	1	0
Pettitte	1	0	1.29	1	1	0	0	0	7.0	4	1	1	3	10
Rivera	0	0	0.00	2	0	0	0	2	4.0	0	0	0	0	4
Wells	1	0	1.17	1	1	0	0	0	7.2	8	1	1	0	5
White	0	0	0.00	1	0	0	0	0	1.1	1	0	0	0	1
<b>Totals</b>	<b>3</b>	<b>1</b>	<b>1.50</b>	<b>4</b>	<b>4</b>	<b>0</b>	<b>0</b>	<b>2</b>	<b>36.0</b>	<b>26</b>	<b>6</b>	<b>6</b>	<b>9</b>	<b>33</b>

TWINS:	AVG	G	AB	R	H	2B	3B	HR	RBI	BB	SO	SB
Cuddyer	.250	1	4	0	1	0	0	0	1	0	3	0
Ford	.000	1	1	0	0	0	0	0	0	0	1	0
Gomez	.000	1	0	0	0	0	0	0	0	0	0	0
Guzman	.154	4	13	1	2	0	0	0	0	1	2	0
Hocking	.000	1	0	0	0	0	0	0	0	0	0	0
Hunter	.429	4	14	3	6	0	1	1	2	2	2	0
Jones	.125	4	16	0	2	0	0	0	0	0	5	0
Koskie	.200	4	15	0	3	1	0	0	0	0	5	0
Lecroy	.091	3	11	1	1	0	0	0	0	1	4	0
Mientkiewicz	.133	4	15	0	2	0	0	0	0	1	2	0
Pierzynski	.231	4	13	1	3	0	0	1	1	2	0	0
Rivas	.000	4	13	0	0	0	0	0	1	0	4	0
Ryan	.000	1	1	0	0	0	0	0	0	0	1	0
Stewart	.400	4	15	0	6	2	0	0	0	2	4	1
<b>Totals</b>	<b>.198</b>	<b>4</b>	<b>131</b>	<b>6</b>	<b>26</b>	<b>3</b>	<b>1</b>	<b>2</b>	<b>5</b>	<b>9</b>	<b>33</b>	<b>1</b>

Pitchers:	W	L	ERA	G	GS	CG	SHO	SV	IP	H	R	ER	BB	SO
Guardado	0	0	9.00	2	0	0	0	1	2.0	5	2	2	0	2
Hawkins	1	0	6.00	3	0	0	0	0	3.0	5	3	2	0	5
Lohse	0	1	5.40	1	1	0	0	0	5.0	6	3	3	2	5
Milton	0	0	0.00	1	0	0	0	0	3.1	2	0	0	0	2
Radke	0	1	2.84	1	1	0	0	0	6.1	5	2	2	2	4
Reed	0	0	0.00	1	0	0	0	0	0.2	1	0	0	0	0
Rincon	0	0	0.00	3	0	0	0	0	2.1	1	0	0	4	1
Rogers	0	0	0.00	1	0	0	0	0	1.1	1	0	0	1	3
Romero	0	0	0.00	3	0	0	0	0	3.1	3	0	0	2	1
Santana	0	1	7.04	2	2	0	0	0	7.2	9	6	6	3	6
<b>Totals</b>	<b>1</b>	<b>3</b>	<b>3.86</b>	<b>4</b>	<b>4</b>	<b>0</b>	<b>0</b>	<b>1</b>	<b>35.0</b>	<b>38</b>	<b>16</b>	<b>15</b>	<b>14</b>	<b>29</b>

### GAME 1 Tuesday, September 30 at New York

Minnesota	0	0	1	0	0	2	0	0	0	—	3	8	0
New York	0	0	0	0	0	0	0	1	—	1	9	1	
WP —Hawkins. LP —Mussina. Save —Guardado.													
Santana, Reed (5), Romero (5), Hawkins (7), Guardado (9) and Pierzynski.													
Mussina, Nelson (8), Heredia (8) and Posada.													
T—3:18. A—56,292.													

### GAME 2 Thursday, October 2 at New York

Minnesota	0	0	0	0	1	0	0	0	—	1	4	1	
New York	1	0	0	0	0	0	3	0	x	—	4	8	1
WP—Pettitte. LP—Radke. Save—Rivera.													
Radke, Hawkins (7), Romero (7), Rincon (8) and Pierzynski.													
Pettitte, Rivera (8) and Posada.													
HR—Hunter. T—3:07. A—56,479.													

### GAME 3 Saturday, October 4 at Minnesota

New York	0	2	1	0	0	0	0	0	0	—	3	8	1
Minnesota	0	0	1	0	0	0	0	0	0	—	1	5	0
WP—Clemens. LP—Lohse. Save—Rivera.													
Clemens, Rivera (8) and Posada.													
Lohse, Rogers (6), Romero (7), Rincon (8) and Pierzynski.													
HR—Matsui, Pierzynski. T—3:02. A—55,915.													

### GAME 4 Sunday, October 5 at Minnesota

New York	0	0	0	6	0	0	0	1	1	—	8	13	0
Minnesota	0	0	0	1	0	0	0	0	0	—	1	9	1
WP—Wells. LP—Santana.													
Wells, White (8) and Posada.													
Santana, Rincon (4), Milton (4), Hawkins (8), Guardado (9) and Pierzynski.													
HR—Jeter. T—2:49. A—55,875.													

## 2004 DIVISION SERIES

## TWINS VS. NEW YORK YANKEES

YANKEES:	AVG	G	AB	R	H	2B	3B	HR	RBI	BB	SO	SB
Cairo	.214	4	14	3	3	1	0	0	1	2	5	0
Clark	.000	1	1	0	0	0	0	0	0	0	1	0
Crosby	.000	2	0	0	0	0	0	0	0	0	0	0
Jeter	.316	4	19	3	6	1	0	1	4	1	4	1
Lofton	.250	1	4	0	1	0	0	0	1	0	1	0
Matsui	.412	4	17	3	7	1	0	1	3	3	4	0
Olerud	.214	4	14	2	3	2	0	0	0	1	2	0
Posada	.222	4	18	2	4	0	0	0	0	0	6	0
Rodriguez	.421	4	19	3	8	3	0	1	3	2	1	2
Sheffield	.222	4	18	2	4	1	0	1	2	3	1	0
Sierra	.167	3	12	1	2	0	0	1	3	2	3	1
Williams	.278	4	18	2	5	1	0	1	3	1	2	0
Totals	.279	4	154	21	43	10	0	6	20	15	30	4

Pitchers:	W	L	ERA	G	GS	CG	SHO	SV	IP	H	R	ER	BB	SO
Brown	1	0	1.50	1	1	0	0	0	6.0	8	1	1	0	1
Gordon	0	0	4.91	3	0	0	0	0	3.2	2	2	2	0	3
Heredia	0	0	54.00	1	0	0	0	0	0.1	0	2	2	0	0
Lieber	0	0	4.05	1	1	0	0	0	6.2	7	3	3	1	4
Loaiza	0	0	0.00	1	0	0	0	0	2.0	4	0	0	0	0
Mussina	0	1	2.57	1	1	0	0	0	7.0	7	2	2	1	7
Quattrill	1	0	0.00	2	0	0	0	0	2.0	2	0	0	0	1
Rivera	1	0	0.00	4	0	0	0	0	5.2	2	0	0	0	2
Sturtze	0	0	6.75	2	0	0	0	0	2.2	4	2	2	3	4
Vazquez	0	0	9.00	1	1	0	0	0	5.0	7	5	5	2	6
Totals	3	1	3.73	4	4	0	0	0	41.0	43	17	17	7	28

TWINS:	AVG	G	AB	R	H	2B	3B	HR	RBI	BB	SO	SB
Blanco	.250	4	8	1	2	0	0	1	2	0	2	0
Borders	.000	2	2	0	0	0	0	0	0	0	1	0
Cuddyer	.467	4	15	1	7	0	0	0	2	0	3	0
Ford	.273	3	11	1	3	1	0	0	2	0	2	1
Guzman	.333	4	15	2	5	0	0	0	0	2	3	1
Hunter	.353	4	17	5	6	1	0	1	2	1	1	2
Jones	.300	4	20	3	6	1	0	2	2	0	6	0
Koskie	.308	4	13	2	4	1	0	0	2	3	2	0
Kubel	.143	2	7	0	1	1	0	0	0	0	2	0
Lecroy	.333	3	3	0	1	0	0	0	0	1	1	0
Morneau	.235	4	17	1	4	2	0	0	2	0	3	0
Offerman	.000	3	3	0	0	0	0	0	1	0	0	0
Rivas	.000	3	1	0	0	0	0	0	0	0	0	0
Stewart	.200	4	20	1	4	0	0	0	2	0	2	0
Totals	.283	4	152	17	43	7	0	4	17	7	28	4

Pitchers:	W	L	ERA	G	GS	CG	SHO	SV	IP	H	R	ER	BB	SO
Balfour	0	0	0.00	2	0	0	0	0	2.2	0	0	0	0	2
Crain	0	0	0.00	1	0	0	0	0	0.1	1	0	0	0	0
Lohse	0	1	4.50	1	0	0	0	0	2.0	1	1	1	0	3
Mulholland	0	0	3.00	1	0	0	0	0	3.0	3	1	1	0	0
Nathan	0	1	3.60	3	0	0	0	1	5.0	2	2	2	5	6
Radke	0	0	7.11	1	1	0	0	0	6.1	8	5	5	3	0
Rincon	0	0	10.80	3	0	0	0	0	3.1	4	4	4	2	5
Romero	0	0	9.00	2	0	0	0	0	1.0	0	1	1	1	1
Santana	1	0	0.75	2	2	0	0	0	12.0	14	1	1	4	12
Silva	0	1	10.80	1	1	0	0	0	5.0	10	6	6	0	1
Totals	1	3	4.65	4	4	0	1	1	40.2	43	21	21	15	30

**GAME 1** Tuesday, October 5 at New York

Minnesota	0	0	1	0	0	1	0	0	0	—	2	7	0
New York	0	0	0	0	0	0	0	0	0	—	0	9	0

WP —Santana. LP —Mussina. Save —Nathan.  
Santana, Rincon (8), Nathan (9) and Blanco.  
Mussina, Gordon (8), Rivera (9) and Posada.  
HR—Jones. T—2-53. A—55-749.

**GAME 2**      **Wednesday, October 6 at New York**

Minnesota	1	2	0	0	0	0	2	0	0	1	—	6	12	0
New York	1	0	2	0	0	1	0	0	0	2	—	7	9	0
WP —	Quatrill.	LP —	Nathan.											
Radke, Balfour (7), Rincon (8), Nathan (10), Romero (12) and Blanco, Borders (7).														
Lieber, Gordon (7), Rivera (8), Sturtz (10), Quatrill (12) and Posada.														
HR —Jeter, Sheffield, Rodriguez, Hunter. T—4:19. A—56.354.														

**GAME 3**      **Friday, October 8 at Minnesota**

New York	0	3	0	0	0	4	1	0	0	—	8	14	1
Minnesota	1	0	0	0	0	0	0	0	3	—	4	12	1

WP — Brown. LP — Silva.  
 Brown, Quantrill (7), Heredia (8), Sturtze (9), Rivera (9) and Posada.  
 Silva, Romero (6), Crain (6), Mulholland (7) and Blanco, LeCroy (8).  
 HR—Jones. Williams. Matsui. T—3:02. A—54.803.

**GAME 4**      **Saturday, October 9 at Minnesota**

New York	0	0	1	0	0	0	0	4	0	0	1	—	6	11	0
Minnesota	1	0	0	1	3	0	0	0	0	0	0	—	5	12	1

WP — Rivera. LP — Lohse.

Vazquez, Loaiza (6), Gordon (8), Rivera (10) and Posada.  
 Santana, Balfour (4), Rincon (4), Nathan (8), Lohse (9) and Blanco, Borders  
 (9).  
 HR—Blanco, Sierra, T—4-16. A—57-498.

# 2006 DIVISION SERIES

## TWINS VS. OAKLAND ATHLETICS

ATHLETICS:	AVG	G	AB	R	H	2B	3B	HR	RBI	BB	SO	SB
Bocachica	.000	0	0	0	0	0	0	0	0	0	0	0
Bradley	.077	3	13	1	1	0	0	1	2	0	1	0
Chavez	.200	3	10	2	2	1	0	1	1	2	4	0
Ellis	.286	2	7	0	2	0	0	0	0	0	2	0
Jimenez	.000	2	4	0	0	0	0	0	0	0	1	0
Johnson	.000	0	0	0	0	0	0	0	0	0	0	0
Kendall	.214	3	14	1	3	1	0	0	1	0	4	0
Kielty	.000	0	0	0	0	0	0	0	0	0	0	0
Kotsay	.143	3	14	2	2	0	0	1	2	0	2	0
Melhuse	.000	0	0	0	0	0	0	0	0	0	0	0
Payton	.333	3	12	3	4	0	0	0	0	0	1	0
Scutaro	.333	3	12	1	4	4	0	0	6	0	1	0
Swisher	.300	3	10	3	3	2	0	0	1	2	2	0
Thomas	.500	3	10	3	5	1	0	2	2	2	1	0
<b>Totals</b>	<b>.245</b>	<b>3</b>	<b>106</b>	<b>16</b>	<b>26</b>	<b>9</b>	<b>0</b>	<b>5</b>	<b>15</b>	<b>6</b>	<b>19</b>	<b>0</b>

Pitchers:	W	L	ERA	G	GS	CG	SHO	SV	IP	H	R	ER	BB	SO
Blanton	0	0	0.00	0	0	0	0	0	0.0	0	0	0	0	0
Calero	1	0	0.00	1	0	0	0	0	1.0	0	0	0	1	1
Duchscherer	0	0	2.25	2	0	0	0	0	4.0	1	1	1	0	4
Gaudin	0	0	0.00	0	0	0	0	0	0.0	0	0	0	0	0
Harden	0	0	0.00	0	0	0	0	0	0.0	0	0	0	0	0
Haren	1	0	3.00	1	1	0	0	0	6.0	9	2	2	1	2
Kennedy	0	0	0.00	0	0	0	0	0	0.0	0	0	0	0	0
Loaiza	0	0	3.60	1	1	0	0	0	5.0	8	2	2	0	2
Saarloos	0	0	0.00	0	0	0	0	0	0.0	0	0	0	0	0
Street	0	0	3.00	3	0	0	0	2	3.0	4	1	1	1	1
Zito	1	0	1.13	1	1	0	0	0	8.0	4	1	1	3	1
<b>Totals</b>	<b>3</b>	<b>0</b>	<b>2.33</b>	<b>3</b>	<b>3</b>	<b>0</b>	<b>0</b>	<b>2</b>	<b>27.0</b>	<b>26</b>	<b>7</b>	<b>6</b>	<b>11</b>	<b>11</b>

TWINS:	AVG	G	AB	R	H	2B	3B	HR	RBI	BB	SO	SB
Bartlett	.273	3	11	0	3	1	0	0	0	0	2	0
Castillo	.273	3	11	0	3	0	0	0	0	3	3	0
Cuddyer	.250	3	12	2	3	0	1	1	1	0	2	0
Ford	.000	1	0	0	0	0	0	0	0	0	0	0
Hunter	.273	3	11	1	3	1	0	1	2	0	1	0
Kubel	.000	0	0	0	0	0	0	0	0	0	0	0
Mauer	.182	3	11	0	2	0	0	0	0	1	0	0
Morneau	.417	3	12	3	5	1	0	2	2	0	0	0
Nevin	.000	1	3	0	0	0	0	0	0	0	0	0
Punto	.167	3	12	0	2	0	0	0	0	0	1	0
Redmond	.000	0	0	0	0	0	0	0	0	0	0	0
Rodriguez	.000	0	0	0	0	0	0	0	0	0	0	0
Tyner	.000	2	6	0	0	0	0	0	0	2	2	1
White	.417	3	12	1	5	1	0	1	2	0	0	0
<b>Totals</b>	<b>.257</b>	<b>3</b>	<b>101</b>	<b>7</b>	<b>26</b>	<b>4</b>	<b>1</b>	<b>5</b>	<b>7</b>	<b>6</b>	<b>11</b>	<b>1</b>

Pitchers:	W	L	ERA	G	GS	CG	SHO	SV	IP	H	R	ER	BB	SO
Bonser	0	0	3.00	1	1	0	0	0	6.0	7	2	2	1	3
Crain	0	0	9.00	2	0	0	0	0	1.0	3	3	1	1	1
Guerrier	0	0	0.00	1	0	0	0	0	1.0	0	0	0	0	0
Nathan	0	0	0.00	1	0	0	0	0	0.2	1	0	0	0	1
Neshek	0	1	9.00	2	0	0	0	0	1.0	1	1	1	0	1
Perkins	0	0	0.00	1	0	0	0	0	0.1	2	0	0	0	0
Radke	0	1	6.75	1	1	0	0	0	4.0	5	4	3	1	2
Reyes	0	0	9.00	2	0	0	0	0	1.0	1	3	1	2	0
Rincon	0	0	3.00	2	0	0	0	0	3.0	1	1	1	0	3
Santana	0	1	2.25	1	1	0	0	0	8.0	5	2	2	1	8
Silva	0	0	0.00	0	0	0	0	0	0.0	0	0	0	0	0
<b>Totals</b>	<b>0</b>	<b>3</b>	<b>3.81</b>	<b>3</b>	<b>3</b>	<b>0</b>	<b>0</b>	<b>0</b>	<b>26.0</b>	<b>26</b>	<b>1</b>	<b>6</b>	<b>1</b>	<b>19</b>

### GAME 1 Tuesday, October 3 at Minnesota

Oakland	0	2	0	0	0	0	0	1	—	3	7	0
Minnesota	0	0	0	0	0	1	0	1	—	2	5	2
WP	Zito, Street (9) and Kendall.											
Santana, Crain (9), Neshek (9) and Mauer.												
HR	Thomas (2), White. T—2:19. A—55,542.											

### GAME 2 Wednesday, October 4 at Minnesota

Oakland	0	0	0	0	2	0	2	0	1	—	5	11	0
Minnesota	0	0	0	0	2	0	0	0	—	2	9	0	
WP —Calero. LP —Neshek. Save —Street.													
Loaiza, Calero (6), Duchscherer (7), Street (9) and Kendall													
Bonser, Neshek (7), Reyes (7), Rincon (8), Nathan (9) and Mauer.													
HR —Kotsay, Morneau, Cuddyer. T—3:02. A—55,710.													

### GAME 3 Friday, October 6 at Oakland

Minnesota	0	0	0	1	0	1	0	—	3	12	3		
Oakland	0	2	2	0	0	0	4	0	x	—	8	8	1
WP —Haren. LP —Radke.													
Radke, Perkins (5), Rincon (5), Reyes (7), Crain (7), Guerrier and Mauer.													
Haren, Duchscherer (7), Street (9) and Kendall.													
HR—Hunter, Morneau, Chavez, Bradley. T—2:55. A—35,694.													

# 2009 DIVISION SERIES

## TWINS VS. NEW YORK YANKEES

YANKEES:	AVG	G	AB	R	H	2B	3B	HR	RBI	BB	SO	SB
Cabrera	.167	3	12	1	2	0	0	0	0	0	5	0
Cano	.167	3	12	1	2	0	0	0	1	0	1	0
Cervelli	.000	1	0	0	0	0	0	0	0	0	0	0
Damon	.083	3	12	0	1	0	0	0	0	1	4	0
Gardner	.000	1	0	0	0	0	0	0	0	0	0	1
Hairston	.000	1	0	0	0	0	0	0	0	0	0	0
Jeter	.400	3	10	4	4	2	0	1	2	3	0	0
Matsui	.222	3	9	1	2	0	0	1	2	3	3	0
Molina	.000	1	1	0	0	0	0	0	0	0	0	0
Posada	.365	3	11	1	4	0	0	1	2	0	2	0
Rodriguez	.455	3	11	4	5	0	0	2	6	1	2	0
Swisher	.083	3	12	0	1	1	0	0	1	0	4	0
Teixeira	.167	3	12	3	2	0	0	1	1	1	1	0
<b>Totals</b>	<b>.225</b>	<b>3</b>	<b>102</b>	<b>15</b>	<b>23</b>	<b>3</b>	<b>0</b>	<b>6</b>	<b>15</b>	<b>9</b>	<b>22</b>	<b>1</b>

Pitchers:	W	L	ERA	G	GS	CG	SHO	SV	IP	H	R	ER	BB	SO
Aceves	0	0	0.00	1	0	0	0	0	1.0	1	0	0	1	1
Burnett	0	0	1.50	1	1	0	0	0	6.0	3	1	1	5	6
Chamberlain	0	0	0.00	3	0	0	0	0	1.2	2	0	0	0	1
Coke	0	0	0.00	2	0	0	0	0	0.2	0	0	0	0	1
Hughes	0	0	9.00	3	0	0	0	0	2.0	5	2	2	1	3
Marte	0	0	0.00	1	0	0	0	0	0.0	2	0	0	0	0
Pettitte	1	0	1.42	1	1	0	0	0	6.1	3	1	1	1	7
Rivera	0	0	0.00	3	0	0	0	1	3.2	4	0	0	1	7
Robertson	1	0	0.00	1	0	0	0	0	1.0	1	0	0	0	0
Sabathia	1	0	1.35	1	1	0	0	0	6.2	8	2	1	0	8
<b>Totals</b>	<b>3</b>	<b>0</b>	<b>1.55</b>	<b>3</b>	<b>3</b>	<b>0</b>	<b>0</b>	<b>29.0</b>	<b>29</b>	<b>6</b>	<b>5</b>	<b>9</b>	<b>34</b>	<b>3</b>

TWINS:	AVG	G	AB	R	H	2B	3B	HR	RBI	BB	SO	SB
Cabrera	.154	3	13	1	2	0	0	0	0	2	3	1
Cuddyer	.429	3	14	0	6	0	0	0	1	0	2	0
Gomez	.000	1	4	1	0	0	0	0	0	1	2	0
Harris	.250	3	12	1	3	0	1	0	1	0	3	0
Kubel	.071	3	14	0	1	0	0	0	0	0	9	0
Mauer	.417	3	12	1	5	1	0	0	1	2	4	0
Morales	.000	1	3	0	0	0	0	0	0	0	2	0
Punto	.444	3	9	0	4	1	0	0	1	3	1	0
Span	.400	3	15	1	6	1	0	0	1	0	2	1
Tolbert	.200	2	5	0	1	0	0	0	0	0	1	0
Young	.083	3	12	1	1	1	0	0	0	1	5	1
<b>Totals</b>	<b>.257</b>	<b>3</b>	<b>113</b>	<b>6</b>	<b>29</b>	<b>4</b>	<b>1</b>	<b>0</b>	<b>5</b>	<b>9</b>	<b>34</b>	<b>3</b>

Pitchers:	W	L	ERA	G	GS	CG	SHO	SV	IP	H	R	ER	BB	SO
Blackburn	0	0	1.59	1	1	0	0	0	5.2	3	1	1	2	3
Duensing	0	1	9.64	1	1	0	0	0	4.2	7	5	5	1	3
Guerrier	0	0	0.00	2	2	0	0	0	2.0	0	0	0	0	2
Liriano	0	0	4.50	1	0	0	0	0	2.0	1	2	1	1	1
Mahay	0	0	5.40	3	0	0	0	0	1.2	0	1	1	1	2
Mijares	0	1	13.50	2	0	0	0	0	0.2	1	1	1	1	0
Nathan	0	0	9.00	2	0	0	0	0	2.0	5	2	2	1	2
Pavano	0	1	2.57	1	1	0	0	0	7.0	5	2	2	0	9
Rauch	0	0	6.75	3	0	0	0	0	1.1	1	1	1	2	0
<b>Totals</b>	<b>0</b>	<b>3</b>	<b>4.67</b>	<b>3</b>	<b>3</b>	<b>0</b>	<b>0</b>	<b>27.0</b>	<b>23</b>	<b>15</b>	<b>14</b>	<b>9</b>	<b>22</b>	<b>2</b>

### GAME 1 Wednesday, October 7 at New York

Minnesota	0	0	2	0	0	0	0	0	—	2	9	1
New York	0	0	2	1	3	0	1	0	x	7	9	0
WP —Sabathia. LP —Duensing.												
Sabathia, Hughes (7), Coke (8), Chamberlain (8), Rivera (9) and Posada.												
Duensing, Liriano (5), Rauch (7), Mahay (8) and Mauer.												
HR—Jeter, Matsui. T—3:38. A—49,464.												

### GAME 2 Friday, October 9 at New York

Minnesota	0	0	0	0	1	0	2	0	0	0	—	3	12	1	
New York	0	0	0	0	0	1	0	0	2	0	1	—	4	7	0
WP —Robertson. LP —Mijares.															
Burnett, Chamberlain (7), Coke (7), Hughes (8), Rivera (9), Aceves (10), Marte (11), Robertson (11) and Molina, Posada (7).															
Blackburn, Mahay (6), Rauch (7), Guerrier (8), Nathan (9), Mijares (10) and Mauer.															
HR—Rodriguez, Teixeira. T—4:22. A—50,006.															

### GAME 3 Sunday, October 11 at Minnesota

New York	0	0	0	0	0	0	2	0	2	—	4	7	0
Minnesota	0	0	0	0	0	1	0	0	0	—	1	7	0
WP —Pettitte. LP —Pavano. Save —Rivera.													
Pettitte, Chamberlain (7), Hughes (8), Rivera (8) and Posada.													
Pavano, Guerrier (8), Mahay (9), Rauch (9), Mijares (9), Nathan (9) and Mauer.													
HR—Rodriguez, Posada. T—3:45. A—54,735.													

# 2010 DIVISION SERIES

## TWINS VS. NEW YORK YANKEES

YANKEES:	AVG	G	AB	R	H	2B	3B	HR	RBI	BB	SO	SB
Berkman	.500	1	4	2	2	1	0	1	2	0	1	0
Cano	.333	3	12	3	4	0	1	0	1	0	0	0
Gardner	.200	3	10	1	2	0	0	0	1	1	3	1
Golson	.000	2	0	0	0	0	0	0	0	0	0	0
Granderson	.455	3	11	2	5	1	1	0	3	1	1	1
Jeter	.286	3	14	0	4	0	0	0	1	0	3	1
Posada	.273	3	11	2	3	0	0	0	2	1	4	0
Rodriguez	.273	3	11	1	3	0	0	0	1	1	2	1
Swisher	.333	3	12	3	4	2	0	1	1	1	1	0
Teixeira	.308	3	13	2	4	1	0	1	3	1	2	0
Thames	.286	2	7	1	2	0	0	1	2	1	1	0
<b>Totals</b>	<b>.314</b>	<b>3</b>	<b>105</b>	<b>17</b>	<b>33</b>	<b>5</b>	<b>2</b>	<b>4</b>	<b>17</b>	<b>7</b>	<b>18</b>	<b>4</b>

Pitchers:	W	L	ERA	G	GS	CG	SHO	SV	IP	H	R	ER	BB	SO
Hughes	1	0	0.00	1	1	0	0	0	7.0	4	0	0	1	6
Logan	0	0	0.00	2	0	0	0	0	1.0	1	0	0	0	0
Pettitte	1	0	2.57	1	1	0	0	0	7.0	5	2	2	1	4
Rivera	0	0	0.00	3	0	0	0	2	3.1	2	0	0	0	1
Robertson	0	0	0.00	2	0	0	0	0	0.2	0	0	0	1	1
Sabathia	1	0	4.50	1	0	0	0	0	6.0	5	4	3	3	5
Wood	0	0	4.50	3	0	0	0	0	2.0	4	1	1	2	3
<b>Totals</b>	<b>3</b>	<b>0</b>	<b>2.00</b>	<b>3</b>	<b>3</b>	<b>0</b>	<b>0</b>	<b>2</b>	<b>27.0</b>	<b>21</b>	<b>7</b>	<b>8</b>	<b>20</b>	<b>0</b>

TWINS:	AVG	G	AB	R	H	2B	3B	HR	RBI	BB	SO	SB
Cuddyer	.182	3	11	1	2	1	0	1	2	0	4	0
Hardy	.100	3	10	0	1	1	0	0	0	0	2	0
Hudson	.333	3	12	2	4	0	0	1	2	0	2	0
Kubel	.000	3	8	0	0	0	0	0	0	3	2	0
Mauer	.250	3	12	0	3	0	0	0	0	1	3	0
Repko	.000	1	0	0	0	0	0	0	0	0	0	0
Span	.308	3	13	0	4	0	0	0	0	0	0	0
Thome	.100	3	10	2	1	0	0	0	0	2	3	0
Tolbert	.000	1	0	0	0	0	0	0	0	0	0	0
Valencia	.222	3	9	1	2	1	0	0	2	1	3	0
Young	.333	3	12	1	4	0	1	0	0	1	1	0
<b>Totals</b>	<b>.216</b>	<b>3</b>	<b>97</b>	<b>7</b>	<b>21</b>	<b>3</b>	<b>1</b>	<b>2</b>	<b>6</b>	<b>8</b>	<b>20</b>	<b>0</b>

Pitchers:	W	L	ERA	G	GS	CG	SHO	SV	IP	H	R	ER	BB	SO
Baker	0	0	3.86	1	0	0	0	0	2.1	3	1	1	0	2
Capps	0	0	9.00	1	0	0	0	0	1.0	2	1	1	0	0
Crain	0	1	54.00	1	0	0	0	0	0.1	3	2	2	0	0
Duensing	0	1	13.50	1	1	0	0	0	3.1	7	5	5	1	1
Fuentes	0	0	0.00	2	0	0	0	0	2.2	1	0	0	0	2
Guerrier	0	0	0.00	2	0	0	0	0	1.2	1	0	0	1	2
Liriano	0	0	6.35	1	1	0	0	0	5.2	6	4	4	3	7
Mijares	0	0	0.00	3	0	0	0	0	1.1	0	0	0	1	0
Pavano	0	1	6.00	1	1	0	0	0	6.0	10	4	4	1	3
Rauch	0	0	0.00	2	0	0	0	0	1.2	0	0	0	0	1
<b>Totals</b>	<b>0</b>	<b>3</b>	<b>5.88</b>	<b>3</b>	<b>3</b>	<b>0</b>	<b>0</b>	<b>0</b>	<b>26.0</b>	<b>33</b>	<b>17</b>	<b>17</b>	<b>7</b>	<b>18</b>

### GAME 1 Wednesday, October 6 at Minnesota

New York	0	0	0	0	4	2	0	0	—	6	9	0
Minnesota	0	2	1	0	0	1	0	0	—	4	8	0

WP—Sabathia. LP—Crain. Save—Rivera.

Sabathia, Logan (7), Robertson (7), Wood (8), Rivera (8) and Posada.

Liriano, Mijares (6), Crain (7), Fuentes (7), Rauch (9) and Mauer.

HR—Cuddyer, Teixeira. T—3:47. A—42,032.

### GAME 2 Thursday, October 7 at Minnesota

New York	0	0	0	1	1	0	2	0	1	—	5	12	0
Minnesota	0	1	0	0	0	1	0	0	0	—	2	6	0

WP—Pettitte. LP—Pavano. Save—Rivera.

Pettitte, Wood (8), Rivera (9) and Posada.

Pavano, Mijares (7), Rauch (7), Guerrier (8), Capps (9) and Mauer.

HR—Berkman, Hudson. T—2:59. A—42,035.

### GAME 3 Saturday, October 9 at New York

Minnesota	0	0	0	0	0	0	0	1	0	—	1	7	0
New York	0	1	1	3	0	0	1	0	x	—	6	12	0

WP—Hughes. LP—Duensing.

Hughes, Wood (8), Logan (8), Robertson (8), Rivera (9) and Posada.

Duensing, Guerrier (4), Baker (5), Mijares (7), Fuentes (8) and Mauer.

HR—Thames, Swisher. T—3:06. A—50,840.

# TWINS' POSTSEASON LEADERS

## BATTING

(MINIMUM OF 30 AT-BATS)

### BATTING AVERAGE

.344	Steve Lombardozzi.....	1987
.338	Michael Cuddyer.....	2002, '03, '04, '06, '09, '10
.333	Brian Harper.....	1991
.326	Chuck Knoblauch.....	1991
.314	Tony Oliva.....	1965, '69, '70

### AT-BATS

104	Dan Gladden.....	1987, '91
97	Kirby Puckett.....	1987, '91
91	Kent Hrbek.....	1987, '91
89	Greg Gagne.....	1987, '91
80	Torii Hunter.....	2002, '03, '04, '06

### HITS

30	Kirby Puckett.....	1987, '91
29	Dan Gladden.....	1987, '91
25	Michael Cuddyer.....	2002, '03, '04, '06, '09, '10
24	Torii Hunter.....	2002, '03, '04, '06
19	Greg Gagne.....	1987, '91

### HOME RUNS

5	Kirby Puckett.....	1987, '91
4	Greg Gagne.....	1987, '91
3	Harmon Killebrew.....	1965, '69, '70
	Tony Oliva.....	1965, '69, '70
	Gary Gaetti.....	1987
	Kent Hrbek.....	1987, '91
	Torii Hunter.....	2002, '03, '04, '06

### WALKS

14	Harmon Killebrew.....	1965, '69, '70
11	Kent Hrbek.....	1987, '91
9	Dan Gladden.....	1987, '91
8	Tom Brunansky.....	1987
	Kirby Puckett.....	1987, '91

## PITCHING

(MINIMUM 10 INNINGS)

### WINS

4	Jack Morris.....	1991
3	Bert Blyleven.....	1970, '87
	Frank Viola.....	1987
2	Mudcat Grant.....	1965
	Brad Radke.....	2002, '03, '04

### LOSSES

3	Jim Kaat.....	1965, '70
	Brad Radke.....	2002, '03, '04, '06
	Johan Santana.....	2002, '03, '04, '06
2	Kyle Lohse.....	2002, '03, '04
	Rick Reed.....	2002, '03
	Carl Pavano.....	2009, '10

### INNINGS-PITCHED

36.1	Jack Morris.....	1991
35.0	Brad Radke.....	2002, '03, '04, '06
34.0	Johan Santana.....	2002, '03, '04, '06
31.1	Frank Viola.....	1987
28.1	Bert Blyleven.....	1970, '87

### WALKS

10	Jack Morris.....	1991
	Johan Santana.....	2002, '03, '04, '06
9	Dave Boswell.....	1965, '69
	Scott Erickson.....	1991
8	Frank Viola.....	1987
	David West.....	1991
	Brad Radke.....	2002, '03, '04, '06

### GAMES

24	Greg Gagne.....	1987, '91
	Dan Gladden.....	1987, '91
	Kent Hrbek.....	1987, '91
	Kirby Puckett.....	1987, '91
22	Michael Cuddyer.....	2002, '03, '04, '06, '09, '10

### RUNS

17	Dan Gladden.....	1987, '91
16	Kirby Puckett.....	1987, '91
15	Torii Hunter.....	2002, '03, '04, '06
12	Greg Gagne.....	1987, '91
10	Tom Brunansky.....	1987
	Kent Hrbek.....	1987, '91

### DOUBLES

8	Torii Hunter.....	2002, '03, '04, '06
6	Dan Gladden.....	1987, '91
5	Tony Oliva.....	1965, '69, '70
	Greg Gagne.....	1987, '91
	Jacque Jones.....	2002, '03, '04

### RUNS BATTED IN

16	Kirby Puckett.....	1987, '91
15	Dan Gladden.....	1987, '91
12	Kent Hrbek.....	1987, '91
11	Tom Brunansky.....	1987
10	Greg Gagne.....	1987, '91

### STRIKEOUTS

23	Jacque Jones.....	2002, '03, '04
22	Greg Gagne.....	1987, '91
21	Corey Koskie.....	2002, '03, '04
18	Michael Cuddyer.....	2002, '03, '04, '06, '09, '10
17	Kirby Puckett.....	1987, '91

### GAMES STARTED

6	Brad Radke.....	2002, '03, '04, '06
5	Jack Morris.....	1991
	Johan Santana.....	2002, '03, '04, '06
	Frank Viola.....	1987
4	Bert Blyleven.....	1970, '87
	Jim Kaat.....	1965, '70
	Kevin Tapani.....	1991

### ERA

1.35	Dave Boswell.....	1965, '69
1.65	Eric Milton.....	2002, '03
2.23	Jack Morris.....	1991
2.70	Jeff Reardon.....	1987
2.74	Mudcat Grant.....	1965

### SAVES

5	Rick Aguilera.....	1991
3	Jeff Reardon.....	1987
	Eddie Guardado.....	2002, '03
1	Juan Berenguer.....	1987
	Joe Nathan.....	2004, '06, '09

### STRIKEOUTS

32	Johan Santana.....	2002, '03, '04, '06
25	Frank Viola.....	1987
23	Bert Blyleven.....	1970, '87
22	Jack Morris.....	1991
17	Brad Radke.....	2002, '03, '04, '06



# Tom Kelly

**MANAGER | 1986-2001**

Twins all-time leader in managerial wins: **1,140**

World Series titles: **1987 & 1991**

American League Manager of the Year: **1991**

"TK" took over the managerial duties for the Twins on September 12, 1986. In his first full season (1987) as the skipper, he led the Twins to their first World Series Championship. It was the first time in major league history that a team went from last place one season to World Champions the next.

Kelly had a managerial record of 1140-1244, which places him first on the Twins' All-Time list in wins and games managed. At the time of his retirement after the 2001 season, Kelly was the longest tenured manager/coach in all of major sports. His number 10 was formally retired September 8, 2012, becoming the first Twins manager to have his number retired. Kelly was selected manager on the Twins' 40th Season Anniversary All-Time Team in 2000 and one of the "50 Greatest Twins" in 2010.

Kelly joined Harmon Killebrew (3), Rod Carew (29), Tony Oliva (6), Kent Hrbek (14), Kirby Puckett (34) and Bert Blyleven (28) as the seventh Twin to have his number retired by the organization.



## KELLY'S REGULAR SEASON STATS

YEAR	CLUB	W	L	PCT
1986	MINNESOTA	12	11	.522
1987	MINNESOTA	85	77	.525
1988	MINNESOTA	91	71	.562
1989	MINNESOTA	80	82	.494
1990	MINNESOTA	74	88	.457
1991	MINNESOTA	95	67	.586
1992	MINNESOTA	90	72	.556
1993	MINNESOTA	71	91	.438
1994	MINNESOTA	53	60	.469
1995	MINNESOTA	56	88	.389
1996	MINNESOTA	78	84	.481
1997	MINNESOTA	68	94	.420
1998	MINNESOTA	70	92	.432
1999	MINNESOTA	63	97	.394
2000	MINNESOTA	69	93	.426
2001	MINNESOTA	85	77	.525
TOTALS		1140	1244	.478

## KELLY'S POSTSEASON STATS

YEAR	RND	CLUB	W	L	PCT
1987	LCS	MINNESOTA	4	1	.800
1987	WS	MINNESOTA	4	3	.571
1991	LCS	MINNESOTA	4	1	.800
1991	WS	MINNESOTA	4	3	.571
POSTSEASON TOTALS			16	8	.667
LCS TOTALS			8	2	.800
WS TOTALS			8	6	.571





# 2013 MINNESOTA TWINS SCHEDULE

DATE	DAY	OPPONENT	TIME	DATE	DAY	OPPONENT	TIME
4/1	Monday	Detroit	TBA	7/4	Thursday	New York (AL)	TBA
4/2	Tuesday	OFF DAY		7/5	Friday	at Toronto	TBA
4/3	Wednesday	Detroit	TBA	7/6	Saturday	at Toronto	TBA
4/4	Thursday	Detroit	TBA	7/7	Sunday	at Toronto	TBA
4/5	Friday	at Baltimore	TBA	7/8	Monday	at Tampa Bay	TBA
4/6	Saturday	at Baltimore	TBA	7/9	Tuesday	at Tampa Bay	TBA
4/7	Sunday	at Baltimore	TBA	7/10	Wednesday	at Tampa Bay	TBA
4/8	Monday	at Kansas City	TBA	7/11	Thursday	at Tampa Bay	TBA
4/9	Tuesday	at Kansas City	TBA	7/12	Friday	at New York (AL)	TBA
4/10	Wednesday	at Kansas City	TBA	7/13	Saturday	at New York (AL)	TBA
4/11	Thursday	OFF DAY		7/14	Sunday	at New York (AL)	TBA
4/12	Friday	New York (NL)	TBA	7/15	Monday	ALL-STAR BREAK	
4/13	Saturday	New York (NL)	TBA	7/16	Tuesday	ALL-STAR GAME (at New York, NL)	
4/14	Sunday	New York (NL)	TBA	7/17	Wednesday	ALL-STAR BREAK	
4/15	Monday	Los Angeles (AL)	TBA	7/18	Thursday	ALL-STAR BREAK	
4/16	Tuesday	Los Angeles (AL)	TBA	7/19	Friday	Cleveland	TBA
4/17	Wednesday	Los Angeles (AL)	TBA	7/20	Saturday	Cleveland	TBA
4/18	Thursday	OFF DAY		7/21	Sunday	Cleveland	TBA
4/19	Friday	at Chicago (AL)	TBA	7/22	Monday	at Los Angeles (AL)	TBA
4/20	Saturday	at Chicago (AL)	TBA	7/23	Tuesday	at Los Angeles (AL)	TBA
4/21	Sunday	at Chicago (AL)	TBA	7/24	Wednesday	at Los Angeles (AL)	TBA
4/22	Monday	Miami	TBA	7/25	Thursday	at Seattle	TBA
4/23	Tuesday	Miami	TBA	7/26	Friday	at Seattle	TBA
4/24	Wednesday	OFF DAY		7/27	Saturday	at Seattle	TBA
4/25	Thursday	Texas	TBA	7/28	Sunday	at Seattle	TBA
4/26	Friday	Texas	TBA	7/29	Monday	OFF DAY	
4/27	Saturday	Texas	TBA	7/30	Tuesday	Kansas City	TBA
4/28	Sunday	Texas	TBA	7/31	Wednesday	Kansas City	TBA
4/29	Monday	at Detroit	TBA	8/1	Thursday	Kansas City	TBA
4/30	Tuesday	at Detroit	TBA	8/2	Friday	Houston	TBA
5/1	Wednesday	at Detroit	TBA	8/3	Saturday	Houston	TBA
5/2	Thursday	OFF DAY		8/4	Sunday	Houston	TBA
5/3	Friday	at Cleveland	TBA	8/5	Monday	at Kansas City	TBA
5/4	Saturday	at Cleveland	TBA	8/6	Tuesday	at Kansas City	TBA
5/5	Sunday	at Cleveland	TBA	8/7	Wednesday	at Kansas City	TBA
5/6	Monday	at Boston	TBA	8/8	Thursday	OFF DAY	
5/7	Tuesday	at Boston	TBA	8/9	Friday	Chicago (AL)	TBA
5/8	Wednesday	at Boston	TBA	8/10	Saturday	Chicago (AL)	TBA
5/9	Thursday	at Boston	TBA	8/11	Sunday	Chicago (AL)	TBA
5/10	Friday	Baltimore	TBA	8/12	Monday	Cleveland	TBA
5/11	Saturday	Baltimore	TBA	8/13	Tuesday	Cleveland	TBA
5/12	Sunday	Baltimore	TBA	8/14	Wednesday	Cleveland	TBA
5/13	Monday	Chicago (AL)	TBA	8/15	Thursday	Chicago (AL)	TBA
5/14	Tuesday	Chicago (AL)	TBA	8/16	Friday	Chicago (AL)	TBA
5/15	Wednesday	Chicago (AL)	TBA	8/17	Saturday	Chicago (AL)	TBA
5/16	Thursday	OFF DAY		8/18	Sunday	Chicago (AL)	TBA
5/17	Friday	Boston	TBA	8/19	Monday	OFF DAY	
5/18	Saturday	Boston	TBA	8/20	Tuesday	at Detroit	TBA
5/19	Sunday	Boston	TBA	8/21	Wednesday	at Detroit	TBA
5/20	Monday	at Atlanta	TBA	8/22	Thursday	at Detroit	TBA
5/21	Tuesday	at Atlanta	TBA	8/23	Friday	at Cleveland	TBA
5/22	Wednesday	at Atlanta	TBA	8/24	Saturday	at Cleveland	TBA
5/23	Thursday	at Detroit	TBA	8/25	Sunday	at Cleveland	TBA
5/24	Friday	at Detroit	TBA	8/26	Monday	OFF DAY	
5/25	Saturday	at Detroit	TBA	8/27	Tuesday	Kansas City	TBA
5/26	Sunday	at Detroit	TBA	8/28	Wednesday	Kansas City	TBA
5/27	Monday	at Milwaukee	TBA	8/29	Thursday	Kansas City	TBA
5/28	Tuesday	at Milwaukee	TBA	8/30	Friday	at Texas	TBA
5/29	Wednesday	Milwaukee	TBA	8/31	Saturday	at Texas	TBA
5/30	Thursday	Milwaukee	TBA	9/1	Sunday	at Texas	TBA
5/31	Friday	Seattle	TBA	9/2	Monday	at Houston	TBA
6/1	Saturday	Seattle	TBA	9/3	Tuesday	at Houston	TBA
6/2	Sunday	Seattle	TBA	9/4	Wednesday	at Houston	TBA
6/3	Monday	OFF DAY		9/5	Thursday	OFF DAY	
6/4	Tuesday	at Kansas City	TBA	9/6	Friday	Toronto	TBA
6/5	Wednesday	at Kansas City	TBA	9/7	Saturday	Toronto	TBA
6/6	Thursday	at Kansas City	TBA	9/8	Sunday	Toronto	TBA
6/7	Friday	at Washington	TBA	9/9	Monday	OFF DAY	
6/8	Saturday	at Washington	TBA	9/10	Tuesday	Oakland	TBA
6/9	Sunday	at Washington	TBA	9/11	Wednesday	Oakland	TBA
6/10	Monday	OFF DAY		9/12	Thursday	Oakland	TBA
6/11	Tuesday	Philadelphia	TBA	9/13	Friday	Tampa Bay	TBA
6/12	Wednesday	Philadelphia	TBA	9/14	Saturday	Tampa Bay	TBA
6/13	Thursday	Philadelphia	TBA	9/15	Sunday	Tampa Bay	TBA
6/14	Friday	Detroit	TBA	9/16	Monday	at Chicago (AL)	TBA
6/15	Saturday	Detroit	TBA	9/17	Tuesday	at Chicago (AL)	TBA
6/16	Sunday	Detroit	TBA	9/18	Wednesday	at Chicago (AL)	TBA
6/17	Monday	OFF DAY		9/19	Thursday	at Oakland	TBA
6/18	Tuesday	Chicago (AL)	TBA	9/20	Friday	at Oakland	TBA
6/19	Wednesday	Chicago (AL)	TBA	9/21	Saturday	at Oakland	TBA
6/20	Thursday	Chicago (AL)	TBA	9/22	Sunday	at Oakland	TBA
6/21	Friday	at Cleveland	TBA	9/23	Monday	Detroit	TBA
6/22	Saturday	at Cleveland	TBA	9/24	Tuesday	Detroit	TBA
6/23	Sunday	at Cleveland	TBA	9/25	Wednesday	Detroit	TBA
6/24	Monday	OFF DAY		9/26	Thursday	Cleveland	TBA
6/25	Tuesday	at Miami	TBA	9/27	Friday	Cleveland	TBA
6/26	Wednesday	at Miami	TBA	9/28	Saturday	Cleveland	TBA
6/27	Thursday	Kansas City	TBA	9/29	Sunday	Cleveland	TBA
6/28	Friday	Kansas City	TBA				
6/29	Saturday	Kansas City	TBA				
6/30	Sunday	Kansas City	TBA				
7/1	Monday	New York (AL)	TBA				
7/2	Tuesday	New York (AL)	TBA				
7/3	Wednesday	New York (AL)	TBA				

Schedule and times subject to change