



MINNESOTA TWINS

MINNESOTA TWINS

2011 SEASON SUMMARY

Bert Blyleven
2011 Hall of Fame



Francisco Liriano
No-Hitter



Jim Thome
600 Home Runs



Joe Nathan
Twins' All-Time Saves Leader



2011 SEASON SUMMARY



TABLE OF CONTENTS

At a Glance, Twins	143
Attendance Summary	155
Batting Data:	
Final Stats, 2011	135
Home Runs, Twins, 2011	140
Home Runs By Position	140
Multi-Hit/Multi-RBI Games	150
Scoring By Inning, 2011	144
Starting Lineup By Batting Order	156
Starting Lineup By Position	156
Bios:	
Bell, Jerry	6
Clubhouse Men	21
Coaches	11-19
Players, 2011 Twins	23-132
Pohlad, Jim	5
Smith, Bill	8
St. Peter, Dave	6
Trainers	20
Clinching Dates	196
Club Directory	2-4
Club Stats, Twins	134
Come From Behind Wins	146
Day-By-Day, Twins, 2011	137-139
Disabled List, Twins, 2011	147
Doubleheader (Day/Night) Info	146
Draft, Twins 2011 First-Year Player Draft	187
Extra Inning Games	145
Fielding, Twins 2011 Individual	136
Highs and Lows, Twins	144
History	
American League Central	191
Postseason	189-207
Interleague History	174-178
Last At-Bat, Games Decided In	145
Minor Leagues:	
Awards, 2011	188
Team Recaps & Stats	179-186
Monthly Stats, and Pre-ASG/Post-ASG Stats	147-154
Opposition, 2011	157-173
Outfield Assists	145
Pitching Data:	
Bullpen Info	148
Final Stats, 2011	135
Starters Info	152
Record When Scoring, 2011	149
Roster, Twins 40-Man	22
Schedule, 2012	208
Standings, Final Major League	133
Transactions, Twins	141-143

MINNESOTA TWINS 2011 SEASON SUMMARY

The 2011 Minnesota Twins Season Summary was researched, written and edited by Mike Herman, Dustin Morse, Molly Gallatin, Mitch Hestad, and Kristy Hueber, and is based on information available through October 17, 2011. All statistics were provided by Major League Baseball and are considered unofficial. Special thanks to the Elias Sports Bureau. The information contained herein is copyrighted and prepared for the use of members of the print and broadcast media. Those wishing to use any of the enclosed material for commercial purposes should contact the Minnesota Twins Baseball Communications department. Cover photos by Bruce Kluckhohn, Getty Images and the National Baseball Hall of Fame.

TWINS SPORTS INC. MINNESOTA TWINS BASEBALL CLUB

Target Field
1 Twins Way
Minneapolis, MN 55403
Telephone (612) 659-3400
Ticket Information and Charge Lines: (612) 33-TWINS or 1-800-33-TWINS
www.twinsbaseball.com

MINNESOTA TWINS BASEBALL CLUB

EXECUTIVE BOARD

Howard Fox	Jerry Bell, Chairman	
Bill Pohlad	Jim Pohlad	Dave St. Peter
	Bob Pohlad	

ADMINISTRATION

Chief Executive Officer	Jim Pohlad
President	Dave St. Peter
Senior Vice President, General Manager	Bill Smith
Senior Vice President, Business Development	Laura Day
Senior Vice President, Business Administration/Chief Financial Officer	Kip Elliott
Vice President, Technology	John Avenson
Vice President, Human Resources/Diversity	Raenell Dorn
Vice President, Operations	Matt Hoy
Vice President, Marketing	Patrick Klingler
Vice President, Player Personnel	Mike Radcliff
Vice President, Ticket Sales and Service	Steve Smith
Director, Ballpark Development and Planning	Dan Starkey
Executive Assistants	Joan Boeser
	Lynette Gittins
Administrative Assistant	Danielle Bungarden
Special Assistants	Bert Blyleven, Rod Carew, Kent Hrbek, Paul Molitor, Tony Oliva

BASEBALL OPERATIONS

Assistant General Manager	Rob Antony
Senior Advisor to the General Manager	Terry Ryan
Special Assistants to General Manager	Tom Kelly
Senior Director, Team Travel	Remzi Kiratli
Manager, Baseball Research and Major League Administration	Jack Goin
Director, Baseball Operations	Brad Steil
Senior Director, Minor Leagues	Jim Rantz
Minor League Field Coordinator	Joel Lepel
Manager, Minor League Administration	Kate Townley
Administrative Assistant	Katie Van Der Linden
Director, Scouting	Deron Johnson
Pro Scouting Coordinator	Vern Followell
Manager, Scouting Administration	Amanda Daley

BASEBALL COMMUNICATIONS

Director, Baseball Communications	Mike Herman
Senior Manager, Baseball Communications	Dustin Morse
Manager, Publications and Media Services	Molly Gallatin
Coordinator, Baseball Communications	Mitch Hestad

TWINS OWNERS, PRESIDENTS & GENERAL MANAGERS

OWNER

Carl R. Pohlad Family, 1984-present
Calvin R. Griffith Family, 1961-1984

PRESIDENT

Dave St. Peter, 2002-present
Jerry Bell, 1987-2002
Howard Fox, 1984-87
Calvin Griffith, 1961-84

GENERAL MANAGER

Bill Smith, 2007-present
Terry Ryan, 1994-2007
Andy MacPhail, 1986-94
Howard Fox, 1985-86
Calvin Griffith, 1961-84

PUBLIC AFFAIRS

Executive Director, Public Affairs and Twins Community Fund	Kevin Smith
Director, Community Relations	Bryan Donaldson
Manager, Corporate Communications	Chris Iles
Manager, Community Relations	Stephanie Johnson
Manager, Community Programs	Josh Ortiz
Coordinator, Community Relations	Gloria Westerdahl

MARKETING AND BROADCASTING

Senior Director, Advertising	Nancy O'Brien
Director, Event Marketing	Heidi Sammon
Director, Emerging Markets	Miguel Ramos
Manager, Promotions	Julie Okland
Marketing Specialist	Joe Pohlada
Team Curator	Clyde Doeppner
Administrative Assistant	Alejandra Cabrera
Senior Director, Broadcasting and Game Presentation	Andy Price
Engineer, Broadcast Coordinator	Tom Brower
Coordinator, Scoreboard	Sam Henschen
Coordinator, Video	Jim Diehl
Coordinator, StadiumVision	Matt Semke
Radio Network Producer	Mark Genosky
Radio Network Play-by-Play/Analyst	John Gordon
Radio Network Play-by-Play/Analyst	Dan Gladden
Radio Network Analyst	Jack Morris
Radio Network Studio Host	Kris Atteberry
Radio Engineer	Kyle Hammer
Television Play-by-Play	Dick Bremer
Television Analyst	Bert Blyleven
Public Address Announcer	Adam Abrams
Spanish Radio Play-by-Play	Alfonso Fernandez

TICKET SALES AND SERVICE

Director, Ticket Sales and Service	Mike Clough
Director, Suite and Premium Seat Sales and Service	Scott O'Connell
Senior Manager, Season Ticket Sales and Service	Eric Hudson
Senior Season Ticket Sales and Service Representatives	Craig Gumz, P.J. Williams
Season Ticket Sales and Service Representatives	Chris Carson, Mitch Kluska, Andrea Kray, Bobby Pascaly, Dan Poplau, Bryan Sowiejka, Ryan Whisler
Senior Manager, Group Ticket Sales and Service	Rob Malec
Group Ticket Sales and Service Representatives	Luis Breazeale, Brittany Ehlis, Todd Krulwich, David Marley Landon Oldenburger, Andrew Reichert
Manager, Ticket Sales and Service Communication	Beth Vail Palm
Manager, Database Marketing	Brandon Johnson

TARGET FIELD EVENTS

Senior Manager, Target Field Event Sales	David Christie
Coordinators, Target Field Event Sales	Jessica Dooley, Mikkala Kortom

CORPORATE PARTNERSHIPS

Director, Client Services	Bodil Forsling
Senior Account Executives	Doug Beck, Brock Maier
Account Executives	Karen Cleary, Jordan Woodcroft
Coordinators, Corporate Client Services	Paulette Cheatham, Amelia Johnson, Kayleen Alexson, Joe Morin
Coordinator, Broadcast Traffic and Service	Amy Johnson

FINANCE

Senior Director, Finance	Andy Weinstein
Senior Manager, Ticket Accounting	Jerry McLaughlin
Senior Manager, Accounting	Lori Windschitl
Manager, Financial Planning and Analysis	Mike Kramer
Accounts Payable	Amy Fong-Christianson
Accountant	Lyndsey Taylor
Director, Purchasing	Bud Hanley
Manager, Purchasing	Luis Lozada
Administrative Assistant	Ka Her

TECHNOLOGY

Senior Director, Technology	Wade Navratil
Manager, Technology Infrastructure	Tony Persio
Technical Services Specialist	Brent Hildebrandt
Technology Operations Specialist	Kyle Mai
Programmer/Business Systems Analyst	Shelley Andrew
Programmer/Business Systems Analyst	Purvi Mehta
Applications Programmer	James Showley

HUMAN RESOURCES

Senior Manager, Payroll	Lori Beasley
Senior Manager, Benefits	Leticia Silva
Human Resources Generalist	Holly Corbin
Coordinator, Payroll/Benefits	Talla Peterson

BALLPARK OPERATIONS

Senior Director, Ballpark Operations	Dave Horsman
Director, Ballpark Systems	Gary Glawe
Director, Guest Services	Patrick Forsland
Head Groundskeeper	Larry DiVito
Assistant Groundskeeper	Jared Alley
Assistant Groundskeeper	Al Kuehner
Supervisor, Maintenance	Dana Minion
Maintenance Mechanic	Dan Deephouse
Maintenance Mechanic	Matthew Fox
Maintenance Mechanic	Aaron Goldenstein
Maintenance Mechanic	Ryan Rikkola
Manager, Ballpark Operations	John McEvoy
Manager, Guest Services	Dan Smoliak
Manager, Premium Services	Jeffrey Kroll
Manager, Dock Security	Jeff Reardon
Manager, Event Security	Dick Dugan
Manager, Office Services	Mike Sather
Administrative Assistant	Venika Streeter
Receptionist	Tina Flowers

TICKET OPERATIONS

Senior Director, Ticket Operations	Paul Froehle
Senior Manager, Box Office	Mike Stiles
Manager, Call Center	Mark Engstrom
Supervisor, Call Center Operations	Steve Rinde
Supervisor, Box Office	Robyn McQuillan
Coordinator, Box Office Accounting	Aaron Doepner
Coordinator, Box Office Operations	Nick Hetfeld

CLUBHOUSE

Field Manager	Ron Gardenhire
Head Athletic Trainer	Rick McWane
Assistant Athletic Trainer	Dave Pruemer
Assistant Athletic Trainer	Tony Leo
Strength and Conditioning Coordinator	Perry Castellano
Equipment Manager	Rod McCormick
Visitors' Clubhouse	Troy Matchan
Manager, Major League Video	Sean Harlin

MEDICAL STAFF

Orthopedic Physicians	Dr. Dan Buss, Dr. John A. Steubs
Internal Medicine Physicians	Dr. Vijay Eyunni, Dr. Tom Jetzer
Employee Assistance Program Physician	Dr. Jon Hallberg, Dr. Gustavo Navarrete



JIM POHLAD

Chief Executive Officer

In 2011, Chief Executive Officer Jim Pohlad completed his 28th season with the Minnesota Twins. He is an original member of the Twins Executive Board and has owned a minority interest in the team since 2005. Jim provides leadership to the Minnesota Twins front office in several capacities, including decisions related to baseball and business, as well as long-term strategic planning. Jim is known for his active role in gaining legislative approval for Target Field. He worked with his father, the late Carl Pohlad, for more than 10 years to obtain funding for the new ballpark.

In addition to his position with the Minnesota Twins, Jim currently holds various leadership roles throughout several Pohlad-owned business enterprises: Marquette Financial Companies, Twins Sports Inc., and Pohlad Companies. He also serves on the Board of Directors of Major League Baseball Advanced Media.

Jim's civic engagements include work on behalf of organizations and programs that support the well-being and interests of children and families in the Twin Cities and surrounding communities. He currently serves on the board of the Pohlad Family Foundation and is actively involved with Park Nicollet Health Services and the Melrose Institute. In past years, he has supported and provided leadership to the Greater Twins Cities United Way, Minneapolis Institute of Arts, the Greater Minneapolis Chamber of Commerce, and The Minneapolis Foundation.

Jim resides with his family in Minneapolis, MN. He holds a degree in business administration from the University of Southern California and is a certified public accountant.



JIM POHLAD

at the press conference announcing the 2011 enhancements to the right field video board in Target Field.



JERRY BELL

Chairman, Executive Board

T. Geron (Jerry) Bell was named Chairman of the Twins Executive Board on January 3, 2011. In his position, he serves as an advisor to ownership and the team's senior management group on a variety of club operational issues as well as facility development.

Prior to his current role, Bell served as President of Twins Sports, Inc. Named to that post on November 26, 2002, he led the effort to ensure the long-term viability of the Minnesota Twins and specifically oversaw the development, design, construction and the opening of Target Field. Bell's leadership was central to ballpark's groundbreaking design, LEED certification and successful management of the project's budget and timeline.

Bell, who was named the third president in the history of the Minnesota Twins in January 1987, spent 16 years as the chief executive of the club. He led the team's business operations and was instrumental in the 1987 and 1991 World Championship seasons. Other accomplishments include setting an American League attendance record in 1988 when the Twins became the first junior-circuit team to attract more than three million fans. He also led the development and construction of the state-of-the-art spring training facility known as the Lee County Sports Complex which opened in Ft. Myers, Florida, in 1991.

Bell joined the Twins after serving as executive director of the Metropolitan Sports Facilities Commission, which operates the Metrodome. He joined the MSFC as assistant executive director upon the commission's inception in 1977.

His professional activities include being a member of Major League Baseball's Professional Baseball Association Committee/ Baseball Operations Committee and he also served on the Hall of Fame Veteran's Committee for Major League Baseball. Past activities have included three terms as member of the North St. Paul/Maplewood School Board, including five years as chairman; served on Minneapolis Downtown Council Board of Directors from 1993-2002; member of the Minneapolis Chamber of Commerce Communications Committee; Board of Directors for the Greater Convention and Visitors Association; member of the Executive Committee of the Minneapolis/St. Paul Final Four organizing committee and former consultant to the Miami Dolphins, Ltd., of the NFL. In 2010, Bell was a recipient of the Herb Carneal Lifetime Achievement Award as presented by the Minnesota chapter of the Baseball Writers Association of America.

Jerry and his wife, Phyllis, who make their home in North St. Paul, MN, have two daughters.



DAVE ST. PETER

President

Dave St. Peter was named the fourth president in Minnesota Twins history on November 26, 2002. He oversees the team's strategic planning process and the club's business departments including ticket sales and service, corporate partnerships, marketing, public affairs, broadcasting, ballpark operations, human resources, technology and finance. St. Peter, who is also involved in business-related baseball decisions, also was central to the approval, design, construction and opening of Target Field, the team's new ballpark in Minneapolis' Historic Warehouse District.

St. Peter completed his 22nd year with the Twins in 2011. He joined the organization in 1990 and held a variety of positions including vice president of corporate communications. He was named senior vice president of business affairs in February of 1999 and assembled a sales and marketing group which has increased annual attendance nine of the last 10 years and in aggregate by more than 200% since 2000. In 2010, the Twins established a new single-season franchise attendance record by attracting more than 3.2 million fans to Target Field and the club was recognized by *ESPN: The Magazine* as having the best stadium experience in all of professional sports. St. Peter's leadership has been integral in the team's growing corporate partnership base, development of the "Magic Moments" customer service initiative, expanded Twins Radio Network, aggressive community outreach and increased alumni involvement, including creation of the Twins Hall of Fame.

St. Peter has been part of a leadership team helping the franchise win six American League Central Division championships in the past nine seasons (2002-2004, 2006 and 2009-10). During St. Peter's leadership tenure, the Twins have twice been named "Organization of the Year" by *Baseball America* (2002 and 2004). In 2006, the entire Twins organization was recognized as the Minneapolis *Star-Tribune's* "Sports Person of the Year." The franchise received the Atlanta Sports Council's Horizon Award (2002) as the Professional Sports Organization of the Year while the Twins Community Fund was a 2000 recipient of the Greater Minneapolis Chamber of Commerce's Quality of Life Award and a 2006 recipient of a Project Evergreen Award. In 2010, the Twins were honored by the *Star Tribune* as one of the "Top 100" workplaces in the state of Minnesota. In 2011, the Twins were the recipient of the Minneapolis Park and Recreation Board's "Living the Dream" Award. St. Peter has also been named to the *Street and Smith's Sports Business Journal* and *Minneapolis-St. Paul Business Journal's* "Forty under 40" lists.

In the community, St. Peter serves on the board of the Twins Community Fund, the Minneapolis Downtown Council, Meet Minneapolis and the Greater Minneapolis Regional Chamber of Commerce. In 2010, St. Peter joined Rod Carew as a co-chair of the annual Light the Night walk, raising more than \$500,000 for the Leukemia and Lymphoma Society of Minnesota.

St. Peter was born in Bismarck, North Dakota, and graduated from the University of North Dakota in 1989. Dave, his wife Joanie, son Jack and twin sons, Eric and Ben, make their home in Eden Prairie, MN.



LAURA DAY

Senior Vice President, Business Development

Laura Day was named Senior Vice President of Business Development on August 28, 2006. Day oversees the ballclub's revenue generating efforts including ticket sales and service, premium seating, corporate partnerships, signage and advertising, and Target Field non-baseball facility event sales and marketing. She plays a key role in shaping the team's strategic business plan, and has oversight of the Twins customer retention and loyalty programs.

Day joined the Twins from the Minneapolis Convention and Visitor's Association where she created the strategic plan for sponsorship and membership development. Prior to joining the MCVA, she served as vice president of sales for Victory Sports One (2003-2004). In 2007, she was named to the Minneapolis-St. Paul Business Journal's "Women to Watch" List. Day was one of the first Minnesota Wild employees, helping launch the Xcel Energy Center as vice president of corporate partnerships from 1999-2002. During her time at the Wild, she helped convert 12,000 season ticket deposits to paid status, launched the Twin Cities first premium seating program (selling out in a record eight weeks) and oversaw the team's corporate partnership team, which included the acquisition of naming rights and building founding partners. Day got her start in sports working for the Twins from 1991-1999, where she held a variety of posts including vice president of sales and marketing; director of corporate marketing; and promotions manager.

In 2007, Day was named to the Minneapolis-St. Paul Business Journal's "Women to Watch" list. She currently serves on the Minnesota State University/Sports Management Program Advisory Board, the Board of Directors for Cornerston, and is a member of the Executive Leadership Team for the Start! Heart Walk benefiting the American Heart Association.

Day, a native of Stillwater, MN, resides in Hudson, WI, with her husband Mike.



KIP ELLIOTT

Senior Vice President, Business Administration/ Chief Financial Officer

Kip Elliott, who completed his 20th year with the Twins in 2011, was named Senior Vice President on August 28, 2006 after serving as chief financial officer since January of 1999.

Elliott joined the Twins in May of 1992 as accounting manager and held the position of controller from 1995 through 1998. He was employed by the public accounting firm of Coopers and Lybrand from 1989-92.

Elliott, who was named the "CFO of the Year" by the Minneapolis/St. Paul Business Journal in 2010, is responsible for overseeing the accounting, human resources, technology and operations departments, including management of the annual financial reporting for the organization and the financial relationship with Major League Baseball. As part of the senior management team, he also plays a key role in the structuring and implementation of the club's strategic plan, as well as the planning of Target Field.

Elliott serves on the University of Northern Iowa Accounting Advisory Council and the Board of Directors for Special Olympics Minnesota.

Elliott, a Certified Public Accountant, was raised in rural Fredericksburg, Iowa and graduated summa cum laude from the University of Northern Iowa in 1989. Kip, wife Jodi, children Carter, Maxwell and Maree make their home in Hudson, WI.

2011 AMERICAN LEAGUE ATTENDANCE FIGURES

TEAM	TOTAL	AVERAGE	SEASON-HIGH
New York Yankees	3,653,680	45,107	49,556 on September 24
Minnesota Twins	3,168,107	39,112	41,378 on July 2
Los Angeles Angels	3,166,321	39,090	44,111 on July 9
Boston Red Sox	3,054,001	37,704	38,525 on August 16
Texas Rangers	2,946,949	36,382	50,146 on April 1
Detroit Tigers	2,642,045	32,618	44,846 on September 24
Chicago White Sox	2,001,117	24,705	38,579 on April 7
Seattle Mariners	1,896,321	23,411	45,727 on April 8
Cleveland Indians	1,840,835	22,726	41,721 on April 1
Toronto Blue Jays	1,818,103	22,446	47,984 on April 1
Baltimore Orioles	1,755,461	21,943	46,593 on April 4
Kansas City Royals	1,724,450	21,290	40,055 on March 31
Tampa Bay Rays	1,529,188	18,879	34,078 on April 1
Oakland Athletics	1,476,791	18,460	36,067 on April 1



BILL SMITH

Senior Vice President, General Manager

Bill Smith, a member of the Twins organization since 1986, was named the fifth general manager in club history on September 13, 2007 (effective October 1, 2007). Smith is responsible for all areas of the baseball department, including the Major League roster and contracts, manager and coaching staff, plus oversight of the Minor Leagues, Scouting and Baseball Communications departments.

Before being named to his current position, Smith served the previous 13 seasons as Vice President, Assistant General Manager under Terry Ryan, sharing responsibilities for negotiating contracts, assisting with the day-to-day operations of the Major League department and the Twins academies in Venezuela and the Dominican Republic. He was also active in representing the baseball department in the planning and design of Target Field. Smith is a member of the Minor League Baseball Board of Trustees, and serves on a committee appointed by Commissioner Bud Selig to examine Major League Baseball and Club Operations in the Dominican Republic.

Smith is a 1980 graduate of Hamilton College in New York where he majored in French. He was one of the first participants in Major League Baseball's Executive Development Program in 1980. From 1981-1982, Smith served as the Assistant Director, Minor Leagues and Scouting for the Chicago White Sox.

He moved to Appleton, WI, as the General Manager of the Appleton Foxes, the White Sox' Class-A affiliate from 1983 through the 1985 season, before joining the Twins organization in March of 1986 as Assistant Director of Minor Leagues and Scouting.

Smith was named Director of Baseball Administration in October of 1989, and was the Twins liaison during the construction of their spring training home in Ft. Myers, FL, from 1989-91.

Bill and wife, Becky, reside in Bloomington, MN. They have three daughters, Allison and Amy, who are twins, and Jennifer.



MIKE RADCLIFF

Vice President, Player Personnel

Mike Radcliff, a member of the Twins organization since 1987, was named Vice President, Player Personnel on September 13, 2007 (effective October 1, 2007). Radcliff leads the club's overall player evaluation process at both the major and minor league levels, assists Smith in negotiating player contracts and oversees the club's professional and amateur scouting staff, including the scouting of international players. Radcliff, who was named the Director of Scouting in 1993, was the longest tenured scouting director in Major League Baseball. As scouting director, Radcliff managed

27 full-time and 34 part-time scouts and coordinated the annual amateur draft as well as the international scouting staff.

Radcliff is a 1979 graduate of the University of Missouri and began his scouting career as an area scout with the Major League Scouting Bureau in 1983. He was hired as an area scout by the Twins in 1987 and promoted to Midwest Supervisor in 1988.

Mike and his wife, Sherry, have two grown children and reside in Overland Park, KS.



ROB ANTONY

Assistant General Manager

Rob Antony completed his 25th season in the Twins organization and his third as Assistant General Manager, after being named to that role on September 13, 2007 (effective October 1, 2007). He is responsible for Major League contracts and evaluating major and minor league players.

Prior to his current position, he was Director of Baseball Operations for 12 seasons and was responsible for various duties in the minor league and scouting departments including the spring training operation and free agent draft preparations. He was also responsible for establishing and overseeing the budget for the minor league, major league and scouting departments. He also worked closely with the scouting department and scouted players eligible for the free agent draft as well as amateurs in Australia and Latin America.

Antony was hired as Assistant Director of Media Relations in 1988 after graduating from the University of Minnesota. In June of 1991 he was promoted to Director of Media Relations. He held that post until December of 1995 before being promoted to Director of Baseball Operations.

Rob and his wife, Lynn, have two children, Tyler and Emily, and reside in Rogers, MN.



JOHN AVENSON

Vice President, Technology

John Avenson, who completed his 18th season with the Twins in 2011, was named Vice President of Technology on December 22, 2006. Prior to being named to his current position, Avenson served as Director of Baseball IS/Network.

Avenson oversees and manages the purpose of technology for all disciplines of the organization. Maintaining a close relationship with the Baseball Department, he wrote the application the team uses for Scouting and Player Development. Avenson also wrote the fan-based “Twingo” application that has been widely adopted by many other Major and Minor League teams. He played an integral part in the planning and implementation of innovative technology at Target Field. In addition, Avenson serves on the Tickets.com advisory committee.

Prior to joining the Twins, Avenson served with the United States Marine Corps where he maintained aircraft information for RF-4B and F/A-18 squadrons. A graduate of the University of Minnesota with a degree in Computer Science, Avenson and his wife Katie, along with children Perry, Simon and Lucy, reside in Minnetonka, MN.



RAENELL DORN

Vice President, Human Resources

Raenell Dorn completed her 38th season with the Twins in 2011, her 12th since being promoted to Vice President of Human Resources and Diversity in January of 1999.

Dorn oversees all aspects of Twins human resources, including risk management, workers compensation, employee assistance programs, benefits administration and payroll. In addition, she heads the diversity efforts within the organization including the joint Minnesota Twins/Major League Program which was established to ensure that opportunities for diverse suppliers exist within our procurement process. She is a member of the MLB Diverse Partners’ Task Force, serves on the MLB Executive Development selection committee and the YWCA marketing committee. Dorn established a Sports Career Fair held at the end of the season, offering participants access to many sports teams and sports divisions of our media partners.

In 2008, Dorn was named to the Minneapolis-St. Paul Business Journal’s “Industry Leaders” list. She was born in New Prague, Minnesota and graduated from Metropolitan State University. She resides in Eden Prairie, MN with her husband Harvey. They have two grown children, Christopher (daughter-in-law Laurel) and Bryan.



MATT HOY

Vice President, Operations

Matt Hoy, who completed his 26th year with the Twins in 2011, was named Vice President of Operations in April of 1992.

Hoy joined the Twins in January of 1986 as a member of the sales staff and has held positions as Director of Novelty Operations, Director of Sales and was the Director of Stadium Operations before his promotion.

His responsibilities include overseeing Ballpark Operations, Guest and Premium Services, Security, Ticket Operations, Office Services, Concession and Merchandise Sales, including the Twins’ Pro Shops and Postseason Operations. He serves as the current Chair of the Walk to Cure Diabetes, which is held every January at the Mall of America and raises well over one million dollars for research each year.

Hoy was born in St. Paul and attended Blake School in Hopkins, MN. He and his sons, Matt and Dan, make their home in Mound, MN.



PATRICK KLINGER

Vice President, Marketing

Patrick Klinger completed his 13th season as Vice President of Marketing in 2011. Klinger is responsible for overseeing the Twins' advertising, promotions, game presentation, special events and broadcasting efforts.

Klinger supervised the events and festivities throughout the memorable inaugural season of Target Field, including Opening Day and the 50th Season Celebration Weekend. The team set its all-time attendance record in 2010, when over 3.2 million fans were welcomed to Target Field. He also contributed to the effort that made Target Field the number one professional sports experience in the country according to the ESPN: The Magazine. Other key events he coordinated during his career include the tribute to late Twins' great Kirby Puckett, the Target Field groundbreaking ceremony and numerous playoff games. Klinger has also been recognized as a sports marketing innovator who has been part of the management team that has made the Twins organization one of the most respected in sports.

Prior to joining the Twins, Klinger served as Director of Marketing at the RiverCentre complex in St. Paul and Director of Marketing at Ticketmaster. He is an executive board member of SAVE (Suicide Awareness Voices of Education) and is an active volunteer on many causes.

The Winona, Minnesota native is a graduate of Winona State University and resides in Apple Valley, MN, with his wife, Rae Lynn, and sons Zach and Alex.



STEVE SMITH

Vice President, Ticket Sales and Service

Steve Smith joined the Twins organization as Vice President of Ticket Sales and Service on November 18, 2004. Smith's main area of responsibility is leading the team's overall ticket sales and service initiatives relating to season and group tickets. He also shares oversight of premium seats and single game tickets.

Under the leadership of Smith and his management team, the Twins closed out their time in the Metrodome by surpassing two million tickets for six consecutive years. As of that time, the team had only surpassed two million tickets 12 times during its 50-year history. Smith and his staff continued their run of success in the first season at Target Field by establishing all-time franchise highs in total attendance, season tickets and group tickets - surpassing three million tickets in total attendance for only the second time in franchise history. In all, six out of Smith's seven seasons with the team rank among the franchise's all-time top ten attendance years.

A native of Rockwell City, Iowa, and a graduate of Iowa State University, Smith was formerly the Vice President of Ticket Sales and Service for the Toronto Blue Jays. He has also held ticketing positions with the Philadelphia 76ers, Vancouver Grizzlies, Vancouver Canucks and the Golden State Warriors.

Smith resides in Minneapolis, MN with his wife, Lisa, and daughter Riley.

COACHES AND STAFF



RON GARDENHIRE

MANAGER

35

Named Twins' manager, January 4, 2002

Height: 6-0

Bats: R

Born: October 24, 1957 in Butzbach, West Germany

Resides: Little Canada, MN

Contract Status: Signed two-year contract extension thru 2013, 11/18/10

Weight: 240

Throws: R



PERSONAL: Ronald Clyde Gardenhire...nickname: 'Gardy'...wife, Carol (Kissling), who grew up in White Bear Lake, MN, and is graduate of Mariner High School, children Toby (9/8/82), Tiffany (3/18/85) and Tara (3/22/90)...1975 graduate of Okmulgee (OK) High School where he was All-State shortstop...All-Conference selection at Paris (TX) Junior College...majored in physical education at University of Texas...set school record of 10 rbi in game, March 5, 1978 vs. Arkansas...captain and All-Conference shortstop in senior year, leading Longhorns to Southwest Conference championship and fourth place in College World Series...2005 recipient of the Carl R. Pohlad Award recognizing outstanding community service throughout the Upper Midwest...dedicates his time in support of military veterans...is spokesman for the Minnesota Department of Public Safety's "Buckle Up, Drive at Safe Speeds and Don't Drink and Drive" PSA campaigns and the "Play Ball! Minnesota" Coaches Award program recognizing outstanding youth sports coaches in Minnesota.

2011: Won his 850th career game as manager, July 23 vs. Detroit...ejected for the 60th time in his career (sixth time of season), August 22 vs. Baltimore.

2010: Ejected for the 52nd time in his career (fifth time of season), September 19 vs. Oakland...won his 800th career game as manager, September 21 vs. Cleveland in the team's 91st win, the same day the Twins clinched their sixth division title under Gardenhire...became first manager in history to guide his team to the postseason in six of his first nine seasons as a Major League Manager...was named the American League Manager of the Year by *The Sporting News* for the second time in his career (2008 along with Buck Showalter)...named the American League Manager of the Year by the BBWAA for the first time in his career, earning 16 first-place votes, eight second-place votes and four third-place votes (108 total points), edging out Texas' Ron Washington (81 points) and Tampa Bay's Joe Maddon (44 points)...was honored by the state of Minnesota with "Ron Gardenhire Day" on Monday, November 22.

2009: Won 700th career game as manager, September 22 at Chicago (AL)...ejected for 47th time in his managerial career (sixth of season), September 26 at Kansas City...finished second in the Manager of the Year voting behind Mike Scioscia of the Los Angeles Angels of Anaheim.

2008: Was ejected for 41st time in his managerial career (fifth of season), July 31 vs. Chicago (AL)...recorded 600th career win, August 11 vs. New York (AL)...signed two-year contract extension, November 13...finished second in the American League Manager of the Year voting behind Tampa Bay's Joe Maddon...named American League Manager of the Year by *Baseball America*.

2007: Suffered first losing season in his managerial history...recorded 500th career win, July 6 at Chicago (AL)...tied Sam Mele for second on the Twins' All-Time managerial win list with his 522nd win, August 26 at Baltimore...won his 523rd game as Manager, August 31 vs. Kansas City, moving into sole possession of second on the Twins' All-Time list...36th career ejection (eighth of season), September 17 vs. Texas.

2006: Became first manager in club history to have five consecutive winning seasons and the third manager in Major League history to reach the playoffs in four of first five seasons as a manager (Cito Gaston, 1989-1993 with Toronto and Larry Dierker, 1997-2001 with Houston)...recorded 400th career win, June 27 vs. Los Angeles (NL)...28th career ejection, (eighth of season), September 5 vs. Tampa Bay.

2005: Signed two-year contract extension through 2007, January 5...recorded 300th career win as manager, May 20 vs. Milwaukee...20th career ejection (fifth of season), July 18 vs. Baltimore...became first manager in club history to have four consecutive winning seasons...rated second-best Manager in American League by *Baseball America*.

2004: Recorded 200th career win as manager, May 5 at Seattle...15th career ejection (fourth of season), September 2 vs. Texas...became just the fourth manager in Major League history to begin his managerial career with three straight first place finishes, joining Larry Dierker (Houston, 1997-99), Ralph Houk (New York Yankees, 1961-63) and Hughie Jennings (Detroit, 1907-09)...became the first American League manager to finish in first place in each of his first three years as manager of a team since Dick Williams with Oakland from 1971-73...first manager in Twins history to lead a team to three playoff appearances...became the third Twins manager to have three 90-plus win seasons (Mele in 1962, '63 and '65 and Kelly in 1988, '91 and '92) but the first to do it in three straight years...also became the seventh manager in Major League history to record 90 victories in each of his first three seasons, last done by Davey Johnson of the New York Mets (1984-86)...named Co-Manager of the Year with Texas' Buck Showalter by *The Sporting News* and finished second in the American League Manager of the Year as voted by the BBWAA.

2003: Recorded 100th career win as manager, April 13 at Toronto...11th career ejection (seventh of season), September 8 at Chicago (AL)...became just the fourth manager in American League history to begin his managerial career with consecutive first place finishes, joining Ralph Houk (1961 and 1962 with New York), Mickey Cochrane (1934 and 1935 with Detroit) and Hughie Jennings (1907 and 1908 with Detroit)...he became the sixth manager in Major League history to start a managerial career with consecutive first place finishes, with Bob Brenly (2001 and 2002 with Arizona) and Larry Dierker (1997 and 1998 with Houston) having done it in the National League...became the first American League manager to finish in first place in consecutive years in his first two years with a club since Alvin Dark led the A's to back-to-back West Division titles in 1974 and 1975 (Billy Martin and Whitey Herzog both led their respective teams to division titles in 1976 and 1977, but they had both managed in part of the 1975 season)...became the first manager in Twins history to lead a team to consecutive playoff appearances and became just the second Twins manager to lead a team to the postseason twice (Tom Kelly in 1987 and 1991)...finished second in the American League Manager of the Year voting...signed two-year contract extension through 2005, October 9.

2002: Named manager of the Twins, January 4...signed two-year contract with club option for 2004...became the 12th manager in Twins history...first win as Twins' manager (in first game), April 1 at Kansas City...first career ejection as manager, April 11 at Cleveland...ejected four times one season, last coming July 14 vs. Texas...finished third in the American League Manager of the Year voting.

- 1998:** Named Twins' third base coach, November 30.
- 1996:** Returned to field as first base coach.
- 1995:** Served as bench coach after rupturing Achilles tendon, March 2.
- 1990:** Southern League co-Manager of the Year with Jacksonville's Jerry Manuel...named league's Best Managerial Prospect by *Baseball America*...signed as Twins' third base coach, November 14.
- 1989:** Named league's Best Manager by *Baseball America*.
- 1988:** Named manager of Single-A Kenosha.
- 1986:** Traded to Twins for pitcher Don Isaparro, November 12.
- 1983:** Homered to win championship game of Triple-A World Series over Portland.
- 1982:** Tied pitcher Charlie Puleo for John J. Murphy Award as Mets' top spring training rookie...first Major League home run, off Ray Burris, June 29 at Montreal.
- 1981:** Made Major League debut, September 1...singled off Bruce Sutter for first Major League hit, September 11 at St. Louis.
- 1979:** Named to Carolina League All-Star team.

GARDENHIRE'S PLAYING RECORD																			
YEAR	TEAM	AVG	G	AB	R	H	2B	3B	HR	RBI	SH	SF	HB	BB	SO	SB	CS	E	OBP
1979	Lynchburg	.296	70	277	36	82	13	3	4	27	9	1	0	21	45	9	5	21	.344
1980	Jackson	.258	127	458	58	118	16	6	6	64	6	4	4	45	68	13	9	41	.327
1981	Tidewater	.254	125	414	52	105	17	8	2	40	6	4	2	28	61	28	12	33	.338
	NEW YORK (NL)	.271	27	48	2	13	1	0	0	3	0	0	0	5	9	2	2	2	.340
1982	NEW YORK (NL)	.240	141	384	29	92	17	1	3	33	12	5	0	23	55	5	6	29	.279
1983	Tidewater	.287	102	387	63	111	20	6	4	39	5	2	2	34	54	9	7	27	.346
	NEW YORK (NL)	.063	17	32	1	2	0	0	0	0	1	0	0	1	4	0	0	0	.091
1984	NEW YORK (NL)	.246	74	207	20	51	7	1	1	10	1	1	0	9	43	6	1	12	.276
1985	Tidewater	.211	22	71	3	15	2	0	1	10	0	0	0	6	13	0	2	5	.273
	NEW YORK (NL)	.179	26	39	5	7	2	1	0	2	2	0	0	8	11	0	0	4	.319
1986	Tidewater	.276	96	323	41	89	10	4	4	33	5	1	0	44	48	11	5	19	.361
1987	Portland	.272	117	389	49	106	16	4	6	50	2	3	1	45	70	1	1	5	.347
Major League Totals		.232	285	710	57	165	27	3	4	49	15	6	0	46	122	13	9	47	.277

RECORD AS MANAGER						
Year	Club	League	Position	Won	Lost	Pct.
1988	Kenosha	Midwest League	1st (N. Div., 1st half), 2nd (N. Div., 2nd half)	81	59	.579
1989	Orlando	Southern League	1st (E. Div., 1st half), 2nd (N. Div., 2nd half)	79	65	.549
1990	Orlando	Southern League	1st (E. Div., 1st half), 2nd (E. Div., 2nd half)	85	59	.590
2002	Minnesota	American League	1st (Central Division)	94	67	.584
2003	Minnesota	American League	1st (Central Division)	90	72	.556
2004	Minnesota	American League	1st (Central Division)	92	70	.568
2005	Minnesota	American League	3rd (Central Division)	83	79	.512
2006	Minnesota	American League	1st (Central Division)	96	66	.593
2007	Minnesota	American League	3rd (Central Division)	79	83	.488
2008	Minnesota	American League	2nd (Central Division)	88	75	.540
2009	Minnesota	American League	1st (Central Division)	87	77	.530
2010	Minnesota	American League	1st (Central Division)	94	68	.580
2011	Minnesota	American League	5th (Central Division)	63	99	.389
Minor League Totals				245	183	.572
Major League Totals				866	755	.534

DIVISION SERIES RECORD					
Year	Club	Opponent	Won	Lost	Pct.
2002	Minnesota	Oakland	3	2	.600
2003	Minnesota	New York (AL)	1	3	.250
2004	Minnesota	New York (AL)	1	3	.250
2006	Minnesota	Oakland	0	3	.000
2009	Minnesota	New York (AL)	0	3	.000
2010	Minnesota	New York (AL)	0	3	.000
Division Series Totals			5	17	.227

LEAGUE CHAMPIONSHIP SERIES RECORD					
Year	Club	Opponent	Won	Lost	Pct.
2002	Minnesota	Anaheim	1	4	.200

RICK ANDERSON

PITCHING COACH

Named: January 7, 2002

Height: 6-0

Bats: R

Born: 11/29/56 in Everett, WA

Resides: Woodbury, MN

Contract Status: Signed two-year contract thru 2012, 11/22/10

Weight: 190

Throws: R



40

PERSONAL: Richard Arlen Anderson...wife Rhonda (Mason), daughters Cortnie (9/11/82) and Ashley (10/27/91), and son Ricky (6/7/86)...1975 graduate of Mariner (WA) High School where he was selected to the All-State team in senior season...attended Everett Community College and the University of Washington.

2001: Worked his 10th season as pitching coach.

2002: Named Twins' pitching coach, January 7.

1995: Named pitching coach for Triple-A Salt Lake.

1993-94: Pitching coach for Double-A Nashville.

1990-92: Pitching coach for Single-A Kenosha.

1989: Joined Twins' organization as pitching coach for rookie level Sarasota.

1988: Began season at Omaha...promoted and pitched season-high 7.1 innings, June 22 at Chicago.

1987: Acquired by Kansas City along with catcher Ed Hearn and pitcher Mauro Gozzo from New York in exchange for pitcher David Cone and catcher Chris Jelic, March 27.

1986: Began season at Tidewater...recalled June 8...made Major League debut, June 9 vs. Philadelphia...first Major League win, August 6 at Chicago...only professional save, August 10 at Montreal.

1985: Named to International League All-Star team.

1979: Recorded 9-inning no-hitter, May 12 vs. Shreveport.

ANDERSON'S PITCHING RECORD

YEAR	CLUB	W-L	ERA	G	GS	CG	SH	SV	IP	H	R	ER	HR	HB	BB	SO	WP	BK	BAA
1978	Little Falls	2- 3	2.25	14	2	1	0	3	40.0	48	25	10	1	0	20	40	4	0	.286
1979	Jackson	8-11	3.85	25	21	7	1	0	131.0	124	72	56	5	3	43	71	4	0	.240
1980	Tidewater	1- 3	3.83	14	0	0	0	1	40.0	36	18	17	4	0	15	25	0	0	.231
	Jackson	3- 2	3.23	25	1	0	0	4	64.0	57	24	23	7	1	17	48	1	1	.229
1981	Tidewater	3- 5	3.34	37	0	0	0	3	89.0	68	34	33	3	1	45	41	2	0	.203
1982	Tidewater	4- 2	3.26	31	0	0	0	2	80.0	84	35	29	6	0	23	49	2	0	.259
1983	Jackson	5- 1	3.59	13	12	1	0	1	77.2	77	40	31	7	4	29	48	2	0	.247
	Tidewater	2- 1	4.05	15	1	0	0	2	40.0	37	19	18	1	0	22	23	2	0	.236
1984	Tidewater	6- 9	3.38	26	17	3	1	3	130.1	118	59	49	9	1	48	93	3	1	.236
1985	Tidewater	6- 3	1.98	48	2	0	0	7	95.1	79	28	21	3	0	33	54	2	1	.242
1986	Tidewater	7- 2	2.68	22	8	1	1	0	84.0	76	26	25	8	0	16	56	1	0	.217
	NEW YORK (NL)	2- 1	2.72	15	5	0	0	1	49.2	45	17	15	3	0	11	21	1	1	.245
1987	KANSAS CITY	0- 2	13.85	6	2	0	0	0	13.0	26	22	20	3	2	9	12	0	0	.394
	Omaha	6- 5	4.52	15	14	0	0	0	79.2	94	44	40	9	3	22	47	6	0	.281
1988	Omaha	7- 4	2.62	14	14	4	2	0	99.2	92	37	29	5	3	23	54	0	0	.235
	KANSAS CITY	2- 1	4.24	7	3	0	0	0	34.0	41	17	16	3	1	9	9	1	0	.308
National League Totals		2- 1	2.72	15	5	0	0	1	49.2	45	17	15	3	0	11	21	1	1	.245
American League Totals		2- 3	6.89	13	5	0	0	0	47.0	67	39	36	6	3	18	21	1	0	.337
Major League Totals		4- 4	4.75	28	10	0	0	1	96.2	112	56	51	9	3	29	42	2	1	.292

STEVE LIDDLE

THIRD BASE COACH

Named: January 7, 2002

Height: 6-4

Bats: R

Born: 3/4/59 in Nashville, TN

Resides: Smyrna, TN

Contract Status: Signed two-year contract thru 2012, 11/22/10

Weight: 220

Throws: R



9

PERSONAL: Steven Michael Liddle...wife Anne (Huey), sons Benjamin (8/16/94) and Jake (12/28/98), and daughter Sarah (8/27/01)...1977 graduate of McGavock (TN) High School where he played baseball and basketball...played in state championships in baseball sophomore year and basketball in junior year...1981 graduate of David Lipscomb University with a degree in physical education...was member of 1979 NAIA Championship team and was named NAIA All-American in junior and senior seasons.

2011: Moved from bench coach to third base coach in his 10th season as a Major League coach.

2002: Named Twins' bench coach, January 7.

1999: Named Twins' Minor League Field Coordinator.

1998: Lost to GCL Rangers in semi-finals of playoffs.

1997: Named Manager of rookie level Gulf Coast League Twins.

1995-96: Was hitting coach for Triple-A Salt Lake...produced two minor league batting titles (1995 & 1996) and two Pacific Coast League batting champions (Riccardo Ingram in '95 and Brian Raabe in '96).

1993: Named manager of Single-A Ft. Myers.

1992: Lost to Stockton 3-1 in the California League Championship.

1989: Named manager of Single-A Kenosha.

1987: Acquired by Minnesota from California in exchange for third baseman Stan Holmes, March 23...was 45-150 (.300) in home games...threw out 45 of 115 (39%) runners attempting to steal...led Southern League catchers in assists (77) and doubleplays (12).

1984: Played on Pacific Coast League championship team.

1983: Led Eastern League catchers in games, putouts, assists and doubleplays.

PROFESSIONAL: Signed with California as a free agent, June 15, 1981...signed by scout Larry Himes.

LIDDLE'S PLAYING RECORD

YEAR	TEAM	AVG	G	AB	R	H	2B	3B	HR	RBI	SH	SF	HB	BB	SO	SB	CS	E	OBP
1981	Idaho Falls	.455	3	11	6	5	1	1	0	5	0	0	0	3	2	0	1	0	.571
	Redwood	.302	47	126	22	38	8	2	3	28	3	2	1	14	21	2	0	8	.371
1982	Redwood	.234	55	158	14	37	7	0	3	19	4	3	2	17	21	1	3	10	.311
	Holyoke	.300	45	150	13	45	8	0	1	16	0	3	0	11	14	0	0	9	.341
1983	Nashua	.223	117	381	46	85	15	0	5	45	5	7	5	52	72	4	4	19	.319
1984	Edmonton	.262	92	301	40	79	10	4	6	51	5	6	1	44	53	0	0	12	.352
1985	Edmonton	.307	25	75	12	23	7	0	2	13	0	2	0	12	12	0	1	3	.393
1986	Edmonton	.294	63	201	29	59	13	1	4	27	1	3	0	25	34	1	1	10	.367
	Midland	.300	29	110	10	33	7	1	1	19	0	1	0	11	15	0	1	2	.361
1987	Orlando	.271	94	321	39	87	17	1	9	27	1	0	2	24	36	0	0	9	.326
	Portland	.000	3	10	0	0	0	0	0	0	0	0	0	0	1	0	0	0	.000
1988	Portland	.200	42	125	17	25	7	3	0	10	0	2	1	14	19	0	0	7	.282
Minor League Totals		.262	615	1969	248	516	100	13	34	260	19	29	12	227	300	8	11	89	.338

RECORD AS MANAGER

Year	Club	League	Position	Won	Lost	Pct.
1989	Kenosha	Midwest	4th (1st half), 5th (2nd half)	63	66	.488
1990	Kenosha	Midwest	5th (1st half), 5th (2nd half)	61	77	.442
1991	Visalia	California	5th (1st half), 3rd (2nd half)	58	78	.426
1992	Visalia	California	3rd (1st half), 1st (2nd Half)	75	61	.551
1993	Ft. Myers	Florida State	6th (1st half), 6th (2nd half)	55	79	.410
1994	Ft. Myers	Florida State	6th (1st half), 4th (2nd half)	71	63	.530
1997	GCL Twins	Gulf Coast	8th (1st half), 4th (2nd half)	28	32	.467
1998	GCL Twins	Gulf Coast	1st (West Division)	34	26	.567
Minor League Totals				445	482	.480

RICK STELMASZEK

BULLPEN COACH

43

Named: December 3, 1980

Height: 6-0

Bats: L


Born: 10/8/48 in Chicago, IL

Resides: Chicago, IL

Contract Status: Signed two-year contract thru 2012, 11/22/10

Weight: 195

Throws: R



PERSONAL: Richard Francis Stelmasek (pronounced Stel-MAY-sek)...nickname: 'Stelly'...wife Kathie (Markusic), son Michael (11/8/86)...attended DePaul University, studying liberal arts.

2011: Holds longevity record for Twins' coaches, with 2011 being his 31st season with the club.

1992: Bullpen coach for American League All-Star team, July 14 at San Diego.

1988: Bullpen coach for American League All-Star team, July 12 at Cincinnati.

1980: Midwest League Manager of the Year...named Twins' coach, December 3.

1978: Joined Twins' organization as manager of Wisconsin Rapids.

1976: Traded to New York Yankees for pitcher Gerry Pirtle, January 23.

1974: Traded to Chicago Cubs for pitcher Horacio Pina, July 27...lone big league home run, off Don Sutton, August 20 vs. Los Angeles.

1973: Singled off Nolan Ryan for first major league hit, May 19 at California...traded to California with first baseman Mike Epstein and pitcher Rich Hand for pitcher Lloyd Allen and first baseman Jim Spencer, May 20.

1971: Major League debut, June 25 at New York.

1970: Eastern League All-Star selection.

1969: Named to Western Carolina League All-Star team.

PROFESSIONAL: Washington's 11th round pick in June, 1967 free agent draft...signed by Jack Sheehan, same scout who signed his father.

STELMASZEK'S PLAYING RECORD

YEAR	CLUB	AVG	G	AB	R	H	2B	3B	HR	RBI	SH	SF	HB	BB	SO	SB	CS	E	OBP
1968	Salisbury	.196	55	153	15	30	2	3	2	16	3	1	2	44	35	3	3	7	.380
	Geneva	.276	46	127	15	35	5	2	3	21	0	1	3	27	19	1	1	6	.475
1969	Shelby	.288	115	358	54	103	16	5	5	58	0	7	3	91	43	2	1	14	.429
1970	Pittsfield	.246	128	386	50	95	11	4	4	47	6	7	4	98	41	1	0	17	.398
1971	Denver	.247	73	194	27	48	1	1	1	25	0	3	1	49	43	0	2	3	.397
	Washington	.000	6	9	0	0	0	0	0	0	0	0	0	0	3	0	0	0	.000
1972	Hawaii	.000	5	10	0	0	0	0	0	0	0	0	0	2	6	0	0	0	.167
	Den.-Indianapolis	.228	94	246	22	56	6	2	1	34	1	1	0	72	62	0	2	12	.401
1973	Salt Lake City	.236	43	106	17	25	7	1	0	8	4	1	0	39	19	2	2	2	.438
	CALIFORNIA	.154	22	26	2	4	1	0	0	3	1	0	0	6	7	0	0	0	.313
	TEXAS	.111	7	9	0	1	0	0	0	0	0	0	0	1	2	0	0	0	.200
1974	Salt Lake City	.269	83	260	39	70	12	3	6	40	1	3	3	55	34	2	1	7	.414
	CHICAGO (NL)	.227	25	44	2	10	2	0	1	7	1	1	0	10	6	0	0	1	.364
1975	Wichita	.265	106	336	40	89	14	3	6	47	0	4	1	61	52	1	1	11	.376
1976	Syracuse	.220	74	214	30	47	10	0	2	23	7	0	0	49	26	0	1	6	.365
1977	Tucson	.283	83	240	27	68	9	1	2	35	2	3	0	50	19	2	6	10	.403
1978	Wisconsin Rapids	.273	23	55	15	15	6	0	0	7	1	2	2	16	7	0	0	2	.440
American League Totals		.114	35	44	2	5	1	0	0	3	1	0	0	7	12	0	0	0	.235
National League Totals		.227	25	44	2	10	2	0	1	7	1	1	0	10	6	0	0	1	.364
Major League Totals		.170	60	88	4	15	3	0	1	10	2	1	0	17	18	0	0	1	.302

RECORD AS MANAGER


Year	Club	League	Position	Won	Lost	Pct.
1978	Wis. Rapids	Midwest	4th (N. Div., 1st half), 3rd (N. Div., 2nd half)	62	76	.449
1979	Wis. Rapids	Midwest	4th (N. Div., 1st half), 3rd (N. Div., 2nd half)	60	72	.455
1980	Wis. Rapids	Midwest	4th (N. Div., 1st half), 1st (N. Div., 2nd half)	77	64	.546
Minor League Totals				199	212	.484

SCOTT ULLGER

BENCH COACH

Named: November 30, 1998
Height: 6-3
Bats: R
Born: 6/10/55 in New York, NY
Resides: Visalia, CA
Contract Status: Signed two-year contract thru 2012, 11/22/10

Weight: 200
Throws: R



PERSONAL: Scott Matthew Ullger (pronounced ULL-jer)...wife Selene (Mullins), daughter Jenna (4/24/85)...majored in criminal justice at St. John's (NY) University where he was a shortstop.

2011: Moved from third base coach to bench coach.

2006: Moved from hitting coach to third base coach.

2003: Coached third base for remainder of season due to Al Newman's illness, September 10.

2002: Managed team in Ron Gardenhire's absence (3-2), June 26-30.

1998: Named Twins' hitting coach, November 30.

1995: Coached third base due to Ron Gardenhire's ruptured Achilles tendon.

1994: Led Salt Lake to wild card berth in playoffs, but lost (3-2) against Vancouver...seventh consecutive winning season and guided his team to playoffs for fifth straight season...named Twins' first base coach, October 7.

1993: Won both halves of division, but lost to Tucson (4-2) in Pacific Coast League championship...named league's outstanding manager and Best Managerial Prospect by *Baseball America*.

1992: Won second half division, but lost to Vancouver in divisional playoffs.

1991: Led Orlando to second half championship, then beat Greenville (3-0) in divisional playoffs and Birmingham (3-1) in Southern League championship in first year as manager there...was Orlando's first championship since 1981 when Tom Kelly was manager and Ullger was first baseman/outfielder...named manager at Portland, November 22.

1990: Won both halves of division, compiling 90-51 record, before losing to Bakersfield (3-2) in divisional playoffs...named California League Manager of the Year...named league's Best Managerial Prospect by *Baseball America*.

1988: Began managerial career at Visalia.

1984: Had highest fielding percentage among league first basemen, but was nine games shy of qualifying.

1983: Major League debut, April 17 vs. California...was hitless in first 19 at-bats before singling off Steve Renko for first Major League hit and rbi, June 8 at Kansas City.

1982: Led International League in on-base percentage (.423).

1981: Southern League All-Star...tied for league-lead in sacrifice flies (9).

1980: Switched to outfield after playing third base his first three seasons...led league outfielders in fielding percentage (.987).

1978: Led league in doubles and was eighth in batting.

PROFESSIONAL: Minnesota's 18th round pick in June, 1977 free agent draft...signed by scout Herb Stein.

ULLGER'S PLAYING RECORD

YEAR	TEAM	AVG	G	AB	R	H	2B	3B	HR	RBI	SH	SF	HB	BB	SO	SB	CS	E	OBP
1977	Wisc. Rapids	.293	81	276	52	81	17	4	5	35	4	2	3	56	66	7	12	17	.415
1978	Visalia	.320	134	465	105	149	36	2	20	108	5	7	8	96	78	13	4	33	.439
1979	Orlando	.269	126	412	66	111	21	4	8	50	6	8	6	69	73	7	4	29	.405
1980	Orlando	.263	136	460	55	121	25	0	8	51	4	0	3	73	89	2	4	4	.368
1981	Orlando	.269	138	483	86	130	23	2	20	87	8	9	6	77	72	2	6	6	.370
1982	Toledo	.290	115	352	77	102	16	4	14	60	5	0	3	78	74	4	2	4	.423
1983	MINNESOTA	.190	35	79	8	15	4	0	0	5	0	0	1	5	21	0	2	2	.247
1984	Toledo	.258	113	357	50	92	16	1	11	58	4	5	3	58	84	1	2	6	.362
1985	Toledo	.292	112	384	58	112	13	6	15	58	3	4	2	59	55	2	1	9	.385
1986	Toledo	.262	121	413	50	108	10	2	15	57	0	4	2	51	63	0	0	8	.359
1987	Rochester	.277	96	307	52	85	19	0	12	38	2	0	2	39	84	1	3	5	.362
Major League Totals		.190	35	79	8	15	4	0	0	5	0	0	1	5	21	0	2	2	.247

ULLGER'S RECORD AS MANAGER

Year	Club	League	Position	W	L	Pct.
1988	Visalia	California	3rd (1st half), 2nd (2nd half)	80	62	.563
1989	Visalia	California	4th (1st half), 2nd (2nd half)	76	66	.535
1990	Visalia	California	1st (1st half), 1st (2nd half)	90	51	.638
1991	Orlando	Southern	1st (1st half), 1st (2nd half)	77	67	.535
1992	Portland	Pacific Coast	2nd (1st half), 1st (2nd half)	83	61	.576
1993	Portland	Pacific Coast	1st (1st half), 1st (2nd half)	87	56	.608
1994	Salt Lake	Pacific Coast	2nd (1st half), 2nd (2nd half)	74	70	.514
Minor League Totals				567	433	.567

JOE VAVRA

HITTING COACH

Named: October 27, 2005

Height: 5-11

Bats: L

Born: 11/16/59 in Chippewa Falls, WI

Resides: Menomonie, WI

Contract Status: Signed two-year contract thru 2012, 11/22/10

Weight: 190

Throws: R



PERSONAL: Joseph Alan Vavra (pronounced VOV-ruh)...wife Lesa (Heise), sons Tanner (7/6/89), Treysen (9/17/91) and Terrin (5/12/97)...1978 graduate of Chippewa Falls Senior (WI) High School...named captain and MVP in baseball during senior season...1985 graduate of University of Wisconsin-Stout with a degree in industrial technology with a concentration in plant engineering.

2005: Named Twins' hitting coach, October 27.

2002-2005: Served as Twins' Minor League Field Coordinator.

2001: Served as Head Coach at University of Wisconsin-Stout before becoming interim Director of Player Development for the Los Angeles Dodgers.

2000: Minor League Baserunning and Bunting instructor for the Los Angeles Dodgers.

1999: Served as Major League roving coach for first half of the season before serving as Minor League Field Coordinator in the second half.

1998: Began season as Special Assignment Major League Coach for the Los Angeles Dodgers...became Minor League Field Coordinator at mid-point of season.

1994-97: Managed Single-A Yakima and named Northwest League Manager of the Year in 1994 and 1996...led Yakima to Northern Division title in 1994 and Northwest League Championship in 1996.

1993: Managed Single-A Vero Beach Dodgers.

1991-92: Managed Single-A Yakima in the Northwest League.

1989-90: Managed Rookie level Great Falls Dodgers to consecutive league championships.

1987: Named coach at Single-A Sarasota.

PROFESSIONAL: Los Angeles Dodgers 8th round pick in June, 1982 free agent draft...signed by scout Dale McReynolds.

VAVRA'S PLAYING RECORD

YEAR	TEAM	AVG	G	AB	R	H	2B	3B	HR	RBI	SH	SF	HB	BB	SO	SB	CS	E	OBP
1982	Lodi	.242	49	149	19	36	5	0	1	10	2	1	0	16	17	2	3	19	.313
1983	Lodi	.312	110	420	58	131	19	2	0	37	0	5	1	37	26	6	4	16	.365
1984	San Antonio	.307	96	300	36	92	15	1	1	40	0	3	0	32	17	4	3	4	.370
	Albuquerque	.227	11	44	5	10	0	0	0	3	1	0	0	3	3	0	1	4	.277
1985	Albuquerque	.272	61	202	31	55	9	1	1	15	1	0	3	21	13	2	0	13	.350
1986	Albuquerque	.250	38	72	11	18	3	1	0	5	1	0	0	7	8	0	2	4	.316
Minor League Totals		.288	365	1187	160	342	51	5	3	110	5	9	4	116	84	14	13	60	.351

RECORD AS MANAGER

Year	Club	League	Position	Won	Lost	Pct.
1989	Great Falls	Pioneer	1st (Northern Division)	53	14	.791
1990	Great Falls	Pioneer	1st (Northern Division)	48	20	.706
1991	Yakima	Northwest	1st (Northern Division)	44	32	.579
1992	Yakima	Northwest	2nd (Northern Division)	36	40	.474
1993	Vero Beach	Florida State	6th (E. Div., 1st half), 2nd (E. Div., 2nd half)	56	77	.471
1994	Yakima	Northwest	1st (Northern Division)	49	27	.645
1995	Yakima	Northwest	4th (Northern Division)	28	48	.368
1996	Yakima	Northwest	1st (Northern Division)	40	36	.526
1997	Yakima	Northwest	4th (Northern Division)	23	53	.303
Minor League Totals				377	347	.521

JERRY WHITE

FIRST BASE COACH

Named: November 30, 1998

Height: 5-10

Bats: S

Born: 8/23/52 in Shirley, MA

Resides: San Leandro, CA

Contract Status: Signed two-year contract thru 2012, 11/22/10

Weight: 185

Throws: R



13

PERSONAL: Jerome Cardell White...sons Jerome, Jr. (10/7/73) and Justin (4/30/85), and daughter Noell (12/28/81)...1970 graduate of George Washington (CA) High School where he played baseball and football and ran track and cross country...was All-City in baseball and track in senior season...attended San Francisco City College.

2008: Worked his 10th season as Twins first base coach.

1998: Named Twins first base coach, November 30.

1997: Detroit Tigers led the American League in steals for first time since 1934.

1996: Named coach for Single-A Fort Myers...named Detroit's first base coach and baserunning instructor, November 14.

1995: Filled in for injured Ron Gardenhire as Twins' first base coach.

1994: Named coach for Single-A Fort Myers.

1989: Named Twins' outfield/baserunning coach.

1987: Named Twins' roving minor league outfield/baserunning coach.

1981: Started every game of NLCS going 5-for-16 (.313) including three-run homer off Dodgers' Jerry Reuss in game three.

1980: First career pinch-homer off Al Hrabosky, May 19 at Atlanta...had .430 slugging percentage.

1979: Batted .316 as pinch-hitter.

1978: Traded to Chicago Cubs in exchange for pitcher Woody Fryman, June 23...traded to Montreal along with infielder Rodney Scott in exchange for outfielder Sam Mejias, December 14.

1977: Was third in league in doubles, fourth in hits and runs, fifth in triples, sixth in batting and seventh in stolen bases.

1975: First Major League home run off Hank Webb, September 8 vs. New York...batted .319 in September and was named Expos Player of the Month.

1974: Made Major League debut, September 16 vs. New York.

PROFESSIONAL: Montreal Expos 14th round pick in 1970 free agent draft...signed by scout Al Ronning.

WHITE'S PLAYING RECORD

YEAR TEAM	AVG	G	AB	R	H	2B	3B	HR	RBI	SH	SF	HB	BB	SO	SB	CS	E	OBP
1970 Bradenton	.289	55	201	32	58	10	2	1	16	1	0	4	18	34	8	4	5	.359
1971 West Palm Beach	.261	130	505	71	132	17	4	2	32	3	3	5	40	56	17	9	13	.320
1972 Quebec	.232	26	56	4	13	1	0	0	2	0	0	2	4	8	3	1	0	.306
West Palm Beach	.292	27	96	13	28	1	1	1	13	1	1	2	13	9	8	5	2	.384
1973 Peninsula	.275	112	360	50	99	10	6	1	30	12	1	3	50	54	22	7	5	.367
1974 Quebec	.246	21	69	13	17	2	2	0	5	1	0	0	10	15	6	2	1	.342
Memphis	.257	77	175	28	45	6	2	3	17	3	1	3	11	24	13	5	1	.311
MONTEAL	.400	9	10	0	4	1	1	0	2	0	0	0	0	0	3	0	0	.400
1975 Memphis	.297	98	354	44	105	16	5	10	45	11	2	5	18	31	13	8	6	.338
MONTEAL	.299	39	97	14	29	4	1	2	7	0	0	0	5	10	7	2	2	.364
1976 MONTEAL	.245	114	278	32	68	11	1	2	21	2	0	2	27	31	15	7	3	.316
1977 Denver	.313	123	463	92	145	32	9	14	57	4	2	4	47	47	25	12	6	.380
MONTEAL	.190	16	21	4	4	0	0	0	1	0	0	0	1	3	1	0	0	.227
1978 Denver	.290	27	100	22	29	4	0	5	19	0	0	2	16	13	7	0	1	.398
MONTEAL	.200	18	10	2	2	0	0	0	0	0	0	0	1	3	1	0	0	.273
CHICAGO (NL)	.272	59	136	22	37	6	0	1	10	1	2	0	23	16	4	3	2	.373
1979 MONTEAL	.297	88	138	30	41	7	1	3	18	0	1	1	21	23	8	4	1	.391
1980 MONTEAL	.262	110	214	22	56	9	3	7	23	1	3	1	30	37	8	7	6	.351
1981 MONTEAL	.218	59	119	11	26	5	1	3	11	2	1	0	13	17	5	2	3	.293
1982 MONTEAL	.243	69	115	13	28	6	1	2	13	0	0	2	8	26	3	3	0	.304
1983 MONTEAL	.147	40	34	4	5	1	0	0	0	0	0	1	12	8	4	0	0	.383
Wichita	.248	32	101	18	25	7	2	1	8	0	0	1	19	11	4	0	0	.372
1984 Seibu	.243	130	469	70	114	15	2	27	68	3	6	5	44	75	12	7	8	.311
1985 Yokohama	.263	88	308	37	81	18	3	10	45	0	0	0	45	65	11	12	4	.357
1986 ST. LOUIS	.125	25	24	1	3	0	0	1	3	1	2	0	2	3	0	0	0	.179
San Jose	.262	40	149	21	39	6	6	1	22	2	0	0	13	15	8	5	4	.321
Major League Totals	.254	646	1194	155	303	50	9	21	109	7	9	7	148	174	57	28	17	.337



RICK MCWANE

Head Athletic Trainer

Rick McWane completed his 23rd season in the Twins' organization and his sixth as head trainer. McWane attended Liberty University, from which he received his B.S. in Education and Sports Medicine.

A native of Lynchburg, VA, he began his career in 1987 with the N.Y.-Penn. Rookie League Little Falls Mets. He started with the Twins in 1989 and served as trainer for their Single-A Visalia team. Rick was the trainer for the Twins Double-A affiliate from 1990-95 and was named Southern League Trainer of the Year in 1992.

He served as the Twins Triple-A trainer from 1996-2001 and was the American League trainer for the Triple-A All-Star Game in 1996 and named Pacific Coast League Trainer of the Year in 2001. A member of the National Athletic Trainers Association, McWane was the Twins assistant trainer from 2002-04.

Rick resides in Woodbury, MN, with his wife Annette and son Derrick.



DAVE PRUEMER

Assistant Athletic Trainer

Dave Pruemer completed his 17th season in the Twins' organization and his sixth as assistant trainer. Pruemer attended the University of Southern Illinois where he received his B.S. in Athletic Training.

A native of Teutopolis, IL, he began his career in 1995 with the Twins' organization and served as trainer for their Rookie-Level club in Elizabethton, TN. After one year at Elizabethton, Pruemer was promoted to Single-A Ft. Myers, where he spent the 1996 and 1997 seasons.

He was the trainer for Double-A New Britain from 1998-2001 and was named the Eastern League Trainer of the Year in 2000. Selected by Major League Baseball to work the Arizona Fall League in 2001 and 2003, Pruemer also served as the Twins Triple-A trainer from 2002-04. He was named International League Trainer of the Year in 2004.

Dave and his wife Tina, along with daughter Hannah and sons Dillon and Tyler, live in Woodbury, MN.



TONY LEO


Assistant Athletic Trainer

Tony Leo completed his 14th season with the Twins' organization and his first as assistant trainer. Leo attended Bowling Green State University where he received his B.S. in Sports Management with an Athletic Training emphasis.

A native of Salem, OH, he began his career in 1997 with the GCL Twins. Leo was hired full time in 1998 and served as the trainer for the Elizabethton Twins. He was promoted to Single-A Quad Cities, where he spent the 2000 and 2001 seasons.

Leo was the trainer for Double-A New Britain from 2002-2004 and was named the 2003 Eastern League All-Star trainer. In 2005, Leo was promoted to Triple-A Rochester and was selected by MLB to work the Arizona Fall League. He served as the Triple-A trainer from 2005-2010 and he was selected as the Triple-A All-Star Game trainer in 2009.

Tony and his wife, Jennifer, live in Schaumburg, IL.





ROD MCCORMICK

Equipment Manager

Rod McCormick completed his fifth season with the Twins as the club's equipment manager. McCormick joined the Twins as a ball boy in 1994 and became the home clubhouse assistant in 1998. He was named Home Clubhouse Manager in April of 2007.

A graduate of Minnetonka High School, McCormick attended the University of Minnesota from 1993-96. He oversees all the upkeep of team and personal player equipment and the movement of equipment on all road trips.

Rod, wife Kristen, and twin sons Charlie and Parker, reside in Excelsior, MN.



TROY MATCHAN

Visiting Clubhouse Manager

Troy Matchan completed his 24th season with the Twins and his 14th as the Twins' visiting clubhouse manager. He joined the Twins as a bat boy in 1988, before spending eight years as a visiting clubhouse assistant from 1989-96. In 1997 he was a home clubhouse assistant before moving into his current position.

A Minnetonka High School graduate, Matchan, 40, oversees all equipment needs for visiting teams, supervises the visiting clubhouse during spring training and assists McCormick in various duties.

Troy, wife Lisa, along with their sons, Logan and Chase, live in Shakopee, MN.



PERRY CASTELLANO

Strength and Conditioning Coach

Perry Castellano completed his fifth season as Strength and Conditioning Coach for the Twins. His responsibilities include day-to-day instruction for the Major League club as well as designing and implementing various programs throughout the entire organization.

Castellano received a B.S. in Kinesiology from Pepperdine University in Malibu, CA, a Master's degree in Management from National University in San Diego. He spent his first five seasons with the Twins as the Minor League Strength and Conditioning Coordinator after serving as Minor League Strength and Nutrition Coach for the Texas Rangers from

2000-2001. Castellano was a visiting clinical instructor in athletic training at the University of Tulsa from 1999-2001.

Perry, wife Lori, and sons Cory and Brady, reside in Cape Coral, FL.



NATE DAMMANN

Bullpen Catcher

Nate Dammann completed his fifth season as bullpen catcher for the Twins. His responsibilities include preparing the field for batting practice as well as catching pitchers in the bullpen prior to, and during, the game. In addition, he assists Twins Minor League coaches during Instructional League, and has traveled to the Twins Academy in the Dominican Republic to coach minor league players each of the past four off-seasons.

Dammann is a 2004 graduate of Hamline University in St. Paul, MN, with a degree in Secondary Education. He played four years of baseball for the Pipers and also played quarterback on their football team. Prior to joining the

Twins, Dammann was a substitute teacher in the Edina Public School District.

Nate, wife Kate, and daughter Ada, reside in St. Paul, MN.

TWINS' MANAGERS

MANAGERS	SEASONS	FINISHES	WON	LOST	PCT.
Cookie Lavagetto*	1961	9th	25	41	.379
Sam Mele	1961-67	7th-2nd-3rd-6th-1st-2nd-6th	522	431	.548
Cal Ermer*	1967-68	2nd-7th	145	129	.529
Billy Martin*	1969	1st	97	65	.599
Bill Rigney*	1970-72	1st-5th-3rd	208	184	.531
Frank Quilici	1972-75	3rd-3rd-3rd-4th	280	287	.494
Gene Mauch*	1976-80	3rd-4th-4th-4th-4th	378	394	.490
Johnny Goryl	1980-81	3rd-6th	34	38	.472
Billy Gardner	1981-85	(7th-4th)-7th-5th-2nd-6th	268	353	.432
Ray Miller	1985-86	4th-7th	109	130	.456
Tom Kelly	1986-01	6th-1st-2nd-5th-7th-1st-2nd-5th-4th-5th-4th-4th-5th-5th-2nd	1140	1244	.478
Ron Gardenhire	2002-11	1st-1st-1st-3rd-1st-3rd-2nd-1st-1st-5th	866	755	.534

* - Deceased

TWINS' 40-MAN ROSTER AS OF 10/17/11

NO.	MANAGER/COACHES (7):	B-T	HT.	WT.	BORN	BIRTHPLACE	RESIDENCE	
35	Gardenhire, Ron	R-R	6- 0	240	10/24/57	Butzbach, W. Germany	Little Canada, MN	
40	Anderson, Rick	R-R	6- 0	190	11/29/56	Everett, WA	Woodbury, MN	
9	Liddle, Steve	R-R	6- 4	220	3/ 4/59	Nashville, TN	Smyrna, TN	
43	Stelmaszek, Rick	L-R	6- 0	195	10/ 8/48	Chicago, IL	Chicago, IL	
45	Ullger, Scott	R-R	6- 3	200	6/10/56	New York, NY	Visalia, CA	
46	Vavra, Joe	L-R	5-11	190	11/16/59	Chippewa Falls, WI	Menomonie, WI	
13	White, Jerry	S-R	5-10	185	8/23/52	Shirley, MA	San Leandro, CA	
NO.	PITCHERS (22):	B-T	HT.	WT.	BORN	BIRTHPLACE	RESIDENCE	M.L.S.
30	Baker, Scott	R-R	6- 4	220	9/19/81	Shreveport, LA	Cape Coral, FL	5.128
53	Blackburn, Nick	R-R	6- 4	225	2/24/82	Ada, OK	Washington, OK	4.017
	Bromberg, David	L-R	6- 5	247	9/14/87	Santa Monica, CA	Los Angeles, CA	0.000
31	Burnett, Alex	R-R	6- 0	210	7/26/87	Anaheim, CA	Westminster, CA	1.135
55	Capps, Matt	R-R	6- 2	245	9/ 3/83	Douglasville, GA	Sarasota, FL	6.017
58	Diamond, Scott	L-L	6- 3	215	7/30/86	Guelph, Ontario	Guelph, Ontario	0.038
52	Duensing, Brian	L-L	5-11	205	2/22/83	Marysville, KS	Omaha, NE	2.104
54	Dumatrait, Phil	R-L	6- 2	210	7/12/81	Bakersfield, CA	Bakersfield, CA	3.014
76	Guerra, Deolis	R-R	6- 5	251	4/17/89	San Felix Bolivar, VZ	Puerto Ordaz, VZ	0.000
62	Hendriks, Liam	R-R	6- 1	201	2/10/89	Perth, Australia	Perth, Australia	0.023
37	Hoey, Jim	R-R	6- 6	208	12/30/82	Trenton, NJ	Robbinsville, NJ	2.008
47	Liriano, Francisco	L-L	6- 2	215	10/26/83	San Cristobal, DR	Miami, FL	5.104
49	Manship, Jeff	R-R	6- 2	210	1/16/85	San Antonio, TX	Boerne, TX	0.145
50	Mijares, Jose	L-L	6- 0	230	10/29/84	Caracas, VZ	Caracas, VZ	3.024
36	Nathan, Joe	R-R	6- 4	227	11/22/74	Houston, TX	Knoxville, TN	10.120
17	Oliveros, Lester	R-R	6- 0	226	5/28/88	Maracay, VZ	Maracay, VZ	0.062
48	Pavano, Carl	R-R	6- 5	250	1/ 8/76	New Britain, CT	West Palm Beach, FL	13.161
15	Perkins, Glen	L-L	6- 0	205	3/ 2/83	St. Paul, MN	Lakeville, MN	4.010
59	Slowey, Kevin	R-R	6- 3	205	5/ 4/84	Conroe, TX	Pittsburgh, PA	4.053
51	Swarzak, Anthony	R-R	6- 4	225	9/10/85	Ft. Lauderdale, FL	Ft. Lauderdale, FL	1.038
	Vasquez, Esmerling	R-R	6- 1	198	11/ 7/83	Tenares, DR	Tenares, DR	2.066
57	Waldrop, Kyle	R-R	6- 5	215	10/27/85	Knoxville, TN	Knoxville, TN	0.024
NO.	CATCHERS (2):	B-T	HT.	WT.	BORN	BIRTHPLACE	RESIDENCE	M.L.S.
41	Butera, Drew	R-R	6- 1	200	8/ 9/83	Evansville, IN	Lake Mary, FL	2.000
7	Mauer, Joe	L-R	6- 5	230	4/19/83	St. Paul, MN	Ft. Myers, FL	8.000
NO.	INFIELTERS (8):	B-T	HT.	WT.	BORN	BIRTHPLACE	RESIDENCE	M.L.S.
12	Casilla, Alexi	S-R	5- 9	185	7/20/84	San Cristobal, DR	San Cristobal, DR	4.038
26	Dinkelman, Brian	L-R	5-11	195	11/10/83	Centralia, IL	Irrvington, IL	0.038
38	Hughes, Luke	R-R	5-11	205	7/ 2/84	Perth, Australia	Perth, Australia	0.147
33	Morneau, Justin	L-R	6- 4	233	5/15/81	New Westminster, BC	St. Paul, MN	7.168
1	Nishioka, Tsuyoshi	S-R	6- 1	176	7/27/84	Osaka, Japan	Tokyo, Japan	1.000
64	Parmelee, Chris	L-L	6- 1	232	2/24/88	Long Beach, CA	Oakhill, FL	0.023
24	Plouffe, Trevor	R-R	6- 2	200	6/15/86	West Hills, CA	Porter Ranch, CA	0.058
19	Valencia, Danny	R-R	6- 2	210	9/19/84	Miami, FL	Miami, FL	1.123
NO.	OUTFIELDERS (6):	B-T	HT.	WT.	BORN	BIRTHPLACE	RESIDENCE	M.L.S.
63	Benson, Joe	R-R	6- 1	205	3/ 5/88	Hinsdale, IL	Minooka, IL	0.023
5	Cuddyer, Michael	R-R	6- 2	225	3/27/79	Norfolk, VA	Ft. Myers, FL	8.157
16	Kubel, Jason	L-R	6- 0	210	5/25/82	Belle Fourche, SD	Palmdale, CA	7.009
11	Revere, Ben	L-R	5- 9	175	5/ 3/88	Atlanta, GA	Richmond, KY	0.167
2	Span, Denard	L-L	6- 0	205	2/27/84	Tampa, FL	Tampa, FL	3.111
23	Tosoni, Rene	L-R	6- 0	197	7/ 2/86	Toronto, Ontario	Coquitlam, BC	0.090

2011 PLAYERS



SCOTT BAKER

RIGHT-HANDED PITCHER

Height: 6-4

Bats: R

Born: 9/19/81 in Shreveport, LA

Resides: Cape Coral, FL

Acquired: 2nd round, 2003 First-Year Player Draft

M.L. Service: 5 years, 128 days

Contract Status: Signed thru 2012

Weight: 215

Throws: R



30

PERSONAL: Timothy Scott Baker...wife, Leann (Branan)...sons Elijah (7/28/05) and Easton (8/24/07)...2000 graduate of Captain Shreve (LA) High School...selected to All-State team in 2000...attended Oklahoma State University where he was named Louisville Slugger Freshman All-American in 2001 and Second Team All-Big 12 in 2003...named to Cape Cod League All-Star team in 2002...was honored by the Independence Bowl in 2007 as the Sportsperson of the Year.

2011:

- Began the season as the Twins number four starter in the rotation, making his first start, April 4 at New York, allowing four runs on five hits in 6.0 innings and was dealt the loss.
- Went 2-0, 1.59 (28.1 ip, 5 er) with four walks and 25 strikeouts in four starts from April 16-May 6...recorded his first win, tossing 7.0 shutout innings with four hits, one walk and nine strikeouts, April 21 at Baltimore.
- Earned his second win, allowing two runs on seven hits in 8.0 innings, May 6 at Boston...the win gave him 57 career victories, tying him with Eric Milton for 12th on the Twins' All-Time wins list.
- Set a career-high with five walks, May 11 vs. Detroit.
- Recorded his 700th career strikeout, fanning Kelly Johnson in the third inning, May 21 at Arizona.
- Recorded his second career hit and first extra-base hit, doubling off Micah Owings, May 21 at Arizona...recorded his third career hit, June 24 at Milwaukee.
- Made nine of his first 12 starts on the road, going 3-3, 3.55 (58.1 ip, 23 er) in those road outings.
- Made his 150th career start, allowing four runs (three earned) on nine hits in 7.0 innings while earning the win, June 6 at Cleveland...struck out his 716th career batter, passing Eric Milton (715) on the Twins All-Time strikeouts list, moving into sole possession of 11th place, June 6 at Cleveland...that same start, he passed Milton (57) and moved into sole possession of 12th place on the Twins' All-time list with his 58th win.
- Tossed his fourth career complete game, allowing one run on five hits with no walks and seven strikeouts, earning the win, June 11 vs. Texas...also his first home win of the season (13th overall start of 2011)...struck out his 725th career batter, passing Kevin Tapani (724) and moving into sole possession of 10th place on the Twins' All-Time strikeouts list, June 11 vs. Texas...surpassed 900.0 career innings in that start.
- Set a season-high with 10 strikeouts, June 18 vs. San Diego...third time in his career with double-digit strikeouts in a start.
- His 8.64 strikeouts-per-9.0 innings ratio ranked second in the American League through games of June 18, behind Jon Lester (8.78)...posted a single-season career-high with an 8.2 strikeouts-per-9.0 innings pitched ratio.
- Won his 61st career game, tying Scott Erickson for 11th on the Twins' All-Time wins list, June 29 vs. Los Angeles (NL)...passed Erickson and moved into sole possession of 11th, July 5 vs. Tampa Bay.
- His 3.01 ERA pre-All-Star break was the lowest for a Twins pitcher since Johan Santana posted a 2.75 ERA in the first half of 2007.
- Placed on the 15-day disabled list with a right flexor strain, July 17 (retroactive to July 7)...reinstated July 23.
- His 2.86 ERA through games of July 28, ranked as the eighth-lowest in the American League.
- Passed four players on the Twins' All-Time starts list during the season: passed Joe Mays (146) with his 147th on May 21, passed Dave Boswell (150) with his 151st on June 11, passed Kyle Lohse (152) with his 153rd on June 24, passed Scott Erickson (153) with his 154th on June 29.
- Made his final start, August 8 vs. Boston...placed on the 15-day disabled list with a right flexor strain, August 9.
- Reinstated from the 15-day disabled list, September 20...made two relief appearances upon his return, just the third and fourth relief appearances of his career.

2010: Was the Twins Opening Day starter for the first time in his career, after missing the opportunity in 2009, when he began the season on the disabled list...suffered the loss, allowing four runs on five hits in 4.2 innings in his Opening Day start, April 5 at Los Angeles (AL)...recorded first win of the season in his second start, allowing one run on five hits in 7.0 innings, April 10 at Chicago (AL)...went 4-2 in his first six decisions, April 5-May 8, three wins coming at Target Field...set a career-high with 12 strikeouts, June 16 vs. Colorado, the 65th time in club history in which a Twins pitcher struck out 12-plus in an outing...the 12 strikeouts also marked a team-high in 2010, and were the most by a Twins pitcher since Kevin Slowey struck out 12, August 29, 2008 vs. Oakland...did not walk a batter in four consecutive outings (23.1 ip) from June 22-July 8, including 25 strikeouts in that span...recorded his 50th career win, July 2 vs. Tampa Bay (7.0-6-1-1-0-8), becoming the 16th pitcher in club history to record over 50 wins in a Twins uniform...tied and passed Guardado to move into sole possession of 12th place on the Twins' All-Time strikeouts list with his 610th and 611th strikeout, August 4 at Tampa Bay...earned his 10th win of the season, August 10 vs. Chicago (AL), allowing five runs (four earned) on eight hits in 6.0 innings - third consecutive season with double-digit victories...earned his 11th win and fourth straight decision, August 22 vs. Los Angeles (AL), tossing 7.0 shutout innings of five-hit ball, with two walks and four strikeouts...left a start after 2.0 innings with right elbow pain, September 2 vs. Detroit, marking his shortest start since September 22, 2007 vs. the White Sox (2.0 ip)...missed 16 games and made his next start, September 21 vs. Cleveland...did not factor into the decision, but the Twins clinched the AL Central

title with a win and a White Sox loss later that night...he won each of his final five decisions, July 24, through the end of the season...Twins went 9-1 in his final 10 starts...made his final start, September 29 at Kansas City, striking out nine batters in 5.0 innings (ND)...passed 10 pitchers on the Twins' All-Time strikeouts list during the season (started the season 22nd): Dean Chance - 504, Joe Nathan - 518, Jim Merritt - 527, Scott Erickson - 527, Mike Trombley - 528, LaTroy Hawkins - 532, Dick Stigman - 538, Kyle Lohse - 561, Rick Aguilera - 586 and Eddie Guardado - 610.

2009: Started the season on the 15-day disabled list with right shoulder stiffness...made one rehab start for Single-A Ft. Myers, April 10 vs. Charlotte and was reinstated on April 14...lost his first four starts of the season from April 15-May 3, allowing 21 earned runs in 20.2 innings (9.15 ERA)...recorded first win, May 8 vs. Seattle, tossing 7.0 shutout innings, allowing five hits while walking none...pitched 8.1 innings, May 24 vs. Milwaukee, giving up three runs on seven hits, earning his second victory...tossed 7.0 innings and earned his third victory, while setting a career-high with 10 strikeouts, June 4 vs. Cleveland...fourth win, tossing 8.0 innings and allowing three runs on four hits, June 9 at Oakland...finished June with record of 4-0, 3.20 (39.1 ip, 14 er) in six starts with 35 strikeouts and an opponent batting average of .213...went 7-0, 3.04 (71.0 ip, 24 er) in 11 starts, July 12-September 5, setting a career-high with seven straight wins...earned his 10th win of the season, third career complete game and second career shutout, allowing just two hits, August 14 vs. Cleveland...started American League Central Division tiebreaker game vs. Detroit, October 6, pitching 6.0 innings, allowing three runs on six hits with two walks and two strikeouts as the Twins won 6-5 in 12-innings...finished tied for 10th in the AL in wins and 13th in strikeouts...led staff with 15 wins, tied for first in starts and was second in innings pitched...set career-highs in wins, starts, innings pitched and strikeouts.

2008: Won first two starts of season, April 4 vs. Kansas City and April 9 at Chicago (AL)...walked just five batters over his first five starts (33.0 ip)...placed on 15-day disabled list with right groin strain, May 7 (retro to May 4)...began rehab assignment at Single-A Ft. Myers, May 31...returned from rehab assignment and reinstated on 15-day disabled list, June 5...had six consecutive quality starts, June 10-July 7, including 7.0 shutout innings at Boston, July 7...four-game win-streak, going 4-0, 3.09 (32.0 ip, 11 er) in five starts, June 20-July 12...singled off Josh Banks for first Major League hit, June 26 at San Diego...tossed 8.0 innings, allowing one run on two hits in 1-0 loss, July 20 vs. Texas...matched a season-high with 8.0 innings allowing just one run, August 21 at Los Angeles (AL)...five consecutive quality starts, August 21-September 13, posting a 2.38 ERA (34.0 ip, 9 er)...season-high nine strikeouts, September 28 vs. Kansas City...pitched 6.0-or-more innings in 20 of 28 starts.

2007: Began season at Triple-A Rochester...recorded first professional save with 3.0 innings of relief, April 10 vs. Norfolk...pitched 6.0-plus innings in each of his last five starts at Rochester, April 14-May 13...recalled and tossed 8.1 innings, May 19 at Milwaukee...tossed 8.0 innings allowing just one run on three hits, July 1 at Detroit...earned his sixth win of the season August 5, tossing 8.0 shutout innings allowing just four hits vs. Cleveland...carried a perfect game into the ninth inning before a walk and a Mike Sweeney single with one out in the ninth and tied his then career-high with nine strikeouts, August 31 vs. Kansas City...became the first Twins pitcher to have a no-hitter broken up in the ninth inning since Steve Luebber, August 7, 1976 at Texas...became the second Twins pitcher to finish with a one-hitter and have a no-hitter broken up in the ninth inning, the other was Gerry Arrigo on June 26, 1964 on a single to start the ninth inning vs. the White Sox...it marked the 15th time in club history that a Twins staff held their opponent to one hit, and the 13th time that one pitcher did it alone...finished August with a 2.59 ERA...pitched 6.0-plus innings in 13 of 24 starts and 7.0-plus innings in eight starts...had 12 quality starts.

2006: Began season with Minnesota...season-high eight strikeouts, May 20 at Milwaukee...optioned to Triple-A Rochester, June 1...pitched 6.0-plus innings in seven consecutive starts, going 3-2, 2.92 (49.1 ip, 16 er), June 5-July 5...recalled July 13 and made three starts before being optioned August 1...while at Rochester, went 2-2 with a 2.31 ERA in August...recalled September 1...fifth win of the season, September 17 at Cleveland...finished the month going 2-1 with a 4.58 ERA.


2005: Began season at Triple-A Rochester...was 2-0, 1.09 (33.0 ip, 4 er) in six starts, April 12-May 20...Twins' Minor League Pitcher of the Week, April 23-29...recalled May 3...made Major League debut in relief, May 7 at Tampa Bay...optioned May 11...recalled July 3...made first career start, July 5 at Los Angeles (AL)...optioned July 10...named International League Player of the Week, July 11-17...was 3-0, 1.67 (27.0 ip, 5 er) in four starts, July 17-August 7...recalled and recorded first Major League win, July 23 at Detroit...optioned July 23...pitched 6.0-plus innings in 15 of 22 starts with Rochester...led International League in ERA...recalled and tied his season-high five strikeouts, August 29 at Kansas City...tied season-high 7.0 innings, September 16 vs. Chicago (AL)...pitched 6.0-plus innings in four of nine starts...had four quality starts...rated 12th Best Prospect in International League by *Baseball America*...rated 10th best prospect in the Twins' organization by *Baseball America* for the upcoming 2006 season.

2004: Began season at Single-A Ft. Myers...was 2-2, 2.16 (25.0 ip, 6 er) in four starts, April 10-25...was 2-0, 2.70 (20.0 ip, 6 er) in three starts, May 1-12...pitched 6.0-plus innings in six of seven starts...had five quality starts...promoted to Double-A New Britain, May 16...season-high three-game win-streak, going 3-0, 1.50 (30.0 ip, 5 er) in four starts, May 18-June 3...tossed complete game shutout and season-high 9.0 innings, June 3 at New Hampshire...season-high 14 strikeouts, July 16 vs. Binghamton...pitched 6.0-plus innings in 10 of 11 starts and 7.0-plus innings in seven of 11 starts...had seven quality starts...promoted to Rochester, July 21...was 0-1, 2.89 (28.0 ip, 9 er) in four starts, July 26-August 11...won Jim Rantz Award as Twins' Minor League Pitcher of the Year.

2003: Season-high three-game win-streak, going 3-0, 1.80 (25.0 ip, 5 er) in five starts, July 11-August 13...season-high eight strikeouts, July 18 vs. Wisconsin...disabled with pulled groin, July 24-August 4...tied season-high 6.0 innings, August 18 vs. South Bend...had .151 (11-for-73) batting-average-against with one homer vs. left-handers.

PROFESSIONAL: Signed by scout Gregg Miller...passed up 35th round selection by Pittsburgh in 2000 First-Year Player Draft...drafted in the second round of the 2003 First-Year Player Draft (Twins)...signed a four-year contract plus a club option for 2013, March 7, 2009.

BAKER'S GAME HIGHS

2011			CAREER	
IP: 9.0, 6/11 vs. Tex.	Walks: 5, 5/11 vs. Det.		IP: 9.0, 3x, last 6/11 vs. Tex.	Walks: 5, 5/11/11 vs. Det.
SO: 10, 6/18 vs. S.D.	CG: 1, 6/11 vs. Tex.		SO: 12, 6/16/10 vs. Col.	CG: 4, last, 6/11/11 vs. Tex.
Win-Streak: 3, 2x, last 6/29-7/23	Low-Hit: 5, 6/11 vs. Tex.		Win-Streak: 7, 7/12-9/5/09	Low-Hit: 1, 8/31/07 vs. K.C.

BAKER'S PITCHING RECORD																			
YEAR	CLUB	W-L	ERA	G	GS	CG	SH	SV	IP	H	R	ER	HR	HB	BB	SO	WP	BK	BAA
2003	Quad City	3- 1	2.49	11	11	0	0	0	50.2	45	16	14	4	2	8	47	4	0	.234
2004	Ft. Myers	4- 2	2.40	7	7	0	0	0	45.0	40	13	12	1	0	6	37	1	0	.234
	New Britain	5- 3	2.43	10	10	2	2	0	70.1	44	23	19	2	6	13	72	0	0	.174
	Rochester	1- 3	4.97	9	9	0	0	0	54.1	65	31	30	3	4	15	36	0	0	.295
2005	Rochester	5- 8	3.01	22	22	1	1	0	134.2	123	50	45	15	7	26	107	4	0	.242
	MINNESOTA	3- 3	3.35	10	9	0	0	0	53.2	48	21	20	5	0	14	32	0	0	.241
2006	MINNESOTA	5- 8	6.37	16	16	0	0	0	83.1	114	63	59	17	3	16	62	0	0	.324
	Rochester	5- 4	2.67	12	12	1	0	0	84.1	77	26	25	4	4	25	68	5	1	.246
2007	Rochester	3- 2	3.16	7	6	0	0	1	42.2	34	16	15	3	1	4	41	1	0	.219
	MINNESOTA	9- 9	4.26	24	23	2	1	0	143.2	162	70	68	15	5	29	102	0	0	.287
2008	MINNESOTA	11- 4	3.45	28	28	0	0	0	172.1	161	66	66	20	3	42	141	6	0	.247
	Ft. Myers	1- 0	5.40	1	1	0	0	0	5.0	7	3	3	0	0	0	4	1	0	.304
2009	Ft. Myers	1- 0	1.29	1	1	0	0	0	7.0	5	1	1	0	0	1	3	0	0	.227
	MINNESOTA	15- 9	4.37	33	33	1	1	0	200.0	190	99	97	28	4	48	162	4	0	.247
2010	MINNESOTA	12- 9	4.49	29	29	0	0	0	170.1	186	87	85	23	6	43	148	7	0	.277
2011	MINNESOTA	8- 6	3.14	23	21	1	0	0	134.2	126	50	47	15	4	32	123	4	0	.248
Minor League Totals		28-23	2.99	80	79	4	3	1	494.0	440	179	164	32	24	98	415	16	1	.237
Major League Totals		63-48	4.15	163	159	4	2	0	958.0	987	456	442	123	25	224	770	21	0	.266

BAKER'S BATting RECORD																			
BATTING		AVG	AB	R	H	2B	3B	HR	RBI	SH	SF	HB	BB	SO	SB	CS	OBP		
Career		.120	25	1	3	1	0	0	0	4	0	0	0	9	0	0	.120		

Last Home Run: None

BAKER'S DIVISION SERIES RECORD																			
YEAR	OPPONENT	W-L	ERA	G	GS	CG	SH	SV	IP	H	R	ER	HR	HB	BB	SO	WP	BK	BAA
2009	New York (AL)	DID NOT PITCH																	
2010	New York (AL)	0- 0	3.86	1	0	0	0	0	2.1	3	1	1	1	0	0	2	0	0	.300
Division Series Totals		0- 0	3.86	1	0	0	0	0	2.1	3	1	1	1	0	0	2	0	0	.300

BAKER'S FIELDING RECORD																			
POSITION		PCT	G	PO	A	E		TC	DP	PB									
Pitcher		.971	163	67	66	4		137	5	—									

BAKER'S DAY-BY-DAY																			
Date	Opp.	Score	Dec.	IP	H	R	ER	HR	BB	SO	Left Game or IR/IRS								
4/04	@NYY.	3-4	L	6.0	5	4	4	2	4	4	Trailing 4-3								
4/10	Oak.	3-5	L	5.0	7	4	4	2	2	5	Trailing 4-2								
4/16	@T.B.	3-4	ND	7.0	4	1	1	0	1	6	Leading 3-1								
4/21	@Bal.	3-1	W	7.0	4	0	0	0	1	9	Leading 4-2								
4/29	@K.C.	3-4	ND	6.1	8	2	2	0	1	2	Leading 3-2								
APRIL TOTALS			1-2	31.1	28	11	11	4	9	26	3.16 ERA								
5/6	@Bos.	9-2	W	8.0	7	2	2	2	1	8	Leading 9-2								
5/11	Det.	7-9	ND	4.1	6	5	5	1	5	6	Trailing 5-2								
5/16	@Sea.	2-5	L	6.0	7	4	4	2	2	8	Trailing 4-0								
5/21	@Ari.	6-9	ND	5.0	4	3	3	0	3	7	Leading 3-2								
5/27	LAA.	5-6	ND	7.0	6	0	0	0	0	6	Tied 5-5								
MAY TOTALS			1-1	30.1	30	14	14	5	11	35	4.15 ERA								
6/1	@Det.	2-4	L	6.0	7	4	4	1	3	5	Trailing 4-2								
6/6	@Cle.	6-4	W	7.0	9	4	3	2	0	5	Leading 6-3								
6/11	Tex.	8-1	W	9.0	5	1	1	0	0	7	First CG								
6/18	S.D.	1-0	W	8.0	4	0	0	0	1	10	Leading 1-0								
6/24	@Mil.	3-4	L	6.2	8	4	4	0	4	4	Leading 3-2								
6/29	LAD.	1-0	W	7.1	6	0	0	0	1	9	Leading 1-0								
JUNE TOTALS			4-2	44.0	39	13	12	3	9	40	2.45 ERA								
7/5	T.B.	3-2	W	5.0	3	1	0	0	1	3	Leading 3-1								
PRE-ASG TOTALS			7-5	110.2	100	39	37	12	30	104	3.01 ERA								
7/23	Det.	4-1	W	5.0	3	0	0	0	1	5	Leading 4-0								
7/28	@Tex.	1-4	L	7.0	8	2	2	0	0	4	Trailing 2-1								
JULY TOTALS			2-1	17.0	14	3	2	0	2	12	1.06 ERA								
8/3	@LAA.	11-4	ND	3.0	5	4	3	1	1	2	Tied 4-4								
8/8	Bos.	6-8	ND	6.0	9	5	5	2	0	5	Tied 5-5								
AUGUST TOTALS			0-0	9.0	14	9	8	3	1	7	8.00 ERA								
9/21	Sea.	4-5	ND	1.0	0	0	0	0	0	1	0/0								
9/24	@Cle.	2-8	ND	2.0	1	0	0	0	0	3	0/0								
SEPTEMBER TOTALS			0-0	3.0	1	0	0	0	0	3	0.00 ERA								
POST-ASG TOTALS			1-1	21.0	25	11	10	3	2	16	4.29 ERA								
SEASON TOTALS			8-6	131.2	125	50	47	15	32	120	3.21 ERA								

JOE BENSON

OUTFIELDER

63

Height: 6-1

Bats: R

Born: 3/5/88 in Hinsdale, IL

Resides: Minooka, IL

Acquired: 2nd round, 2006 First-Year Player Draft

M.L. Service: 23 days

Contract Status: Signed thru 2011

Weight: 205

Throws: R



PERSONAL: William Joseph Benson...2006 graduate of Joliet Catholic Academy (IL) where he also played football and basketball...named Pre-Season Louisville Slugger All-American, All-State and Conference Player of the Year for baseball in his senior season...later named to the Chicago Sun-Times 2006 All-State team.

2011:

- Started the season with Double-A New Britain...hit safely in 14 of his first 16 games for the Rock Cats, batting .371 (23-for-62) with eight doubles, two home runs, 12 rbi and 13 runs scored in that span.
- Named Twins Minor League Player of the Week for the week ending April 14...he batted .406 (13-for-32) with two doubles, one home run, nine rbi, five runs scored and two walks in eight games.
- Placed on the 7-day disabled list with a slightly torn meniscus in his left knee, June 4...played in three games with the GCL Twins on rehab assignment, July 1-4...returned from rehab and reinstated, July 5.
- Went 4-for-5 with a home run and three rbi, July 27 vs. New Hampshire...went 2-for-5 with two home runs and a season-high six rbi, August 17 at Binghamton.
- Reached base safely in 11 of his final 12 games...drew 15 walks in his final 16 games for the Rock Cats.
- Recalled by Minnesota, September 6...played that same night vs. Chicago (AL), starting in center field and batting leadoff...went 0-for-3, walking in his first career plate appearances vs. Jake Peavy.
- Recorded his first career hit, a single in the second inning off Max Scherzer, September 10 at Detroit...recorded his first career extra-base hit, a double off Scherzer in the seventh inning of that game.
- Recorded his first career stolen base, September 11 at Detroit.
- Went 4-for-4 with two doubles, one triple and three runs scored, September 16 vs. Cleveland.
- Recorded his first career rbi with a ground out, September 18 vs. Cleveland.
- His six doubles in September were tied for fourth-most in club history for rookies during the month.

2010: Began the season with Double-A New Britain where he batted just .219 (23-for-105) in 33 games, before being transferred to Single-A Ft. Myers, May 17...went 4-for-5 with two doubles, a home run and three rbi, May 21 vs. Dayton...named Twins Player of the Week, May 21 after batting .324 with three doubles, three home runs, six rbi, seven runs scored and four walks in seven games...went 4-for-4 with three runs scored in his final game with the Miracle and was promoted back to Double-A New Britain, June 16...named Twins Player of the Month in June after batting .312 (29-for-93) with 10 doubles, five home runs, 14 rbi and 18 runs scored in 23 games between Ft. Myers and New Britain...two-homer game, July 9 at Portland...homered in consecutive games, July 16 and 17 vs. Portland, then again, July 29 and 30 at Bowie...led the Twins organization in home runs with 27, next was Jim Thome with 25...ranked seventh amongst all Double-A players in homers...finished in a tie for fourth in the Eastern League with 23 home runs and became first Rock Cat since 2005 with 20-plus homers in a season...his .527 slugging percentage also ranked fourth in the EL...was honored with the Sherry Robertson Award as the Twins Minor League Player of the Year, an award given to outfielder Ben Revere the previous two seasons...played in the Arizona Fall League, batting .236 (13-for-55) with six doubles, one home run and five rbi in 17 games with Peoria Saguaros...was ranked the fourth-best prospect and best athlete in the Twins organization by *Baseball America*, entering the 2011 season...named to minorleaguebaseball.com's 2010 Twins organizational All-Star team.

2009: Began the season with Single-A Ft. Myers...went 3-for-5 with two home runs and four rbi, May 5 at Sarasota...placed on the disabled list with a right hand fracture, May 12...reinstated from disabled list after two rehab games with the GCL Twins, July 8...finished second on the Miracle in on-base percentage and tied for second in home runs...hit .400 (30-for-75) off left-handed pitching.

2008: Spent the season with Single-A Beloit...hit safely in 10 straight games, May 10-20...played in his final game, June 26 and was placed on the disabled list with stress fracture in back, June 27-August 25.

2007: Spent the season with Single-A Beloit...led the club in walks, stolen bases and on-base percentage...was ranked the second-best prospect and best athlete in the Twins organization by *Baseball America*, entering the 2008 season.

2006: Spent his first professional season with the GCL Twins and Single-A Beloit...led the GCL Twins and was second in the Gulf Coast League in extra-base hits (21)...led the club in games, at-bats, triples, was second in hits, runs scored, doubles, and home runs and third in rbi...transferred to Single-A Beloit, August 20 and played in eight games for the Snappers...ranked the 20th-best prospect in the GCL by *Baseball America*...was ranked the eighth-best prospect and best athlete in the Twins organization by *Baseball America*, entering the 2007 season.

PROFESSIONAL: Signed by scout Bill Milos.

BENSON'S GAME HIGHS

2011					CAREER			
Hits: 4, 9/16 vs. Cle.	HR: --				Hits: 4, 9/16/11 vs. Cle.	HR: --		
RBI: 1, 2x, last 9/21 vs. Sea.	Grand Slams: --				RBI: 1, 2x, last 9/21/11 vs. Sea.	Grand Slams: --		
Hit-Streak: 3, 9/21-23	SB: 1, 2x, last 9/18 vs. Cle.				Hit-Streak: 3, 9/21-23/11	SB: 1, 2x, last 9/18/11 vs. Cle.		

BENSON'S PLAYING RECORD

YEAR	CLUB	AVG	G	AB	R	H	2B	3B	HR	RBI	SH	SF	HB	BB	SO	SB	CS	E	OBP
2006	GCL Twins	.260	52	196	30	51	11	5	5	28	0	2	2	21	41	9	10	5	.335
	Beloit	.263	8	19	2	5	0	0	0	1	0	0	0	0	6	1	0	0	.263
2007	Beloit	.255	122	432	73	110	18	8	5	38	6	5	15	49	124	18	16	6	.347
2008	Beloit	.248	69	254	39	63	16	3	4	27	2	3	7	24	73	17	11	3	.326
2009	GCL Twins	.200	2	5	1	1	0	0	0	0	0	0	0	2	0	1	1	0	.429
	Ft. Myers	.285	80	263	46	75	10	3	5	29	3	2	13	46	74	7	7	4	.414
2010	Ft. Myers	.294	21	85	16	25	11	1	4	13	0	0	3	8	21	5	0	1	.375
	New Britain	.251	102	374	65	94	20	7	23	49	0	1	9	39	115	14	9	5	.336
2011	GCL Twins	.222	3	9	2	2	1	0	0	0	0	0	0	2	2	1	1	0	.364
	New Britain	.285	111	400	69	114	28	4	16	67	0	3	13	56	109	13	9	2	.388
	MINNESOTA	.239	21	71	3	17	6	1	0	2	0	0	0	3	21	2	2	2	.270
Minor League Totals		.265	570	2037	343	540	115	31	62	252	11	16	62	247	565	93	64	26	.359
Major League Totals		.239	21	71	3	17	6	1	0	2	0	0	0	3	21	2	2	2	.270

BENSON'S FIELDING RECORD

POSITION	PCT	G	PO	A	E	TC	DP	PB
Outfield	.957	20	44	0	2	46	0	—

NICK BLACKBURN

RIGHT-HANDED PITCHER

53

Height: 6-4

Bats: R

Born: 2/24/82 in Ada, OK

Resides: Denton, TX

Acquired: 29th round, 2001 First-Year Player Draft

M.L. Service: 4 years, 17 days

Contract Status: Signed thru 2013

Weight: 240

Throws: R



PERSONAL: Robert Nicholas Blackburn...wife Alicia (Powell)...daughter Payton (8/13/10)...2000 graduate of Del City (OK) High School...2002 graduate of Seminole State Junior College.

2011:

- Opened the season as the Twins number three starter...made his first start, allowing two runs (one earned) on six hits in 5.2 innings with one walk and two strikeouts while earning the win, April 3 at Toronto.
- Surpassed 600.0 career innings pitched, May 4 at Chicago (AL).
- Lost four straight decisions, April 9-28 but won five consecutive decisions, May 4-June 16, tying his career-high for a win-streak.
- Did not allow two-or-more earned runs in five consecutive starts from May 4-24, posting an ERA of 1.72 (36.2 ip, 7 er) in that span.
- Made his 100th career start and did not factor into the decision, allowing three runs (two earned) on five hits in 7.2 innings, May 14 vs. Toronto...also set a career-high with eight strikeouts in that start.
- Pitched his fifth career complete game, allowing two runs on seven hits with no walks and six strikeouts, May 24 vs. Seattle...set a career-high, throwing 127 pitches...recorded his 300th career strikeout in that start, fanning Miguel Olivo in the second inning.
- Went 3-0, 2.53 (42.2 ip, 12 er) in six starts in May...his 42.2 innings pitched ranked fifth in the AL and 10th in baseball.
- Left his start after 5.0 innings pitched, June 4 at Kansas City with back stiffness.
- Set a career-high with five walks, July 30 at Oakland...set a new career-high with six walks in his next start, August 5 vs. Chicago (AL).
- Lost his last four decisions, July 25-August 16...walked 19 batters in his final five starts (22.1 ip), July 30-August 21.
- Made his final start, August 21 vs. New York (AL), tossing 1.1 innings...placed on the 15-day disabled list with a right lateral forearm strain, August 22.
- Went 4-2, 3.86 (53.2 ip, 23 er) in nine starts against the AL Central...three of his seven wins on the season came against Chicago (AL).
- Was diagnosed with Radial Tunnel Syndrome and had surgery to decompress the radial nerve in his right forearm, September 30.
- Reinstated from the 60-day disabled list, October 14.

2010: Started the season as the Twins' number two starter and made his first start, April 6 at Los Angeles (AL), earning the win while allowing three runs on eight hits in 6.2 innings with a career-high four walks...pitched the first complete game at Target Field (fourth career complete game), allowing three runs on 11 hits with one walk and two strikeouts and earning the victory, May 4 vs. Detroit...led the Twins to their first shutout at Target Field, as he pitched 7.0 shutout innings, allowing four hits, as the Twins beat Baltimore 6-0, May 9...went 5-0, 2.65 (37.1 ip, 11 er) in five May starts, going 7.0-plus in each start and was one of four pitchers in baseball with five wins and no losses in the month...the five-game win-streak marked a career-high...snapped a streak of 101.2 consecutive innings pitched without allowing a stolen base, June 18 at Philadelphia when Shane Victorino stole the first base off Blackburn since Rajai Davis, September 11, 2009 vs. Oakland...allowed a season-high four home runs (most by a Twins starter in 2010), July 10 at Detroit...made one relief appearance (July 25 at Baltimore), before being optioned to Triple-A Rochester, July 30...posted a 2.49 ERA (21.2 ip, 6 er) in four starts with the Red Wings...recalled August 22, replacing Kevin Slowey in the rotation (strained triceps)...made first start back with the club, August 23 vs. Texas, allowing three runs on eight hits in 7.0 innings with no walks and five strikeouts but suffered the loss as the Twins were shut out...tossed 8.2 scoreless innings, earning the win as he allowed two hits, two walks and set a season-high with six strikeouts, August 28 at Seattle, retiring 21 consecutive batters in the game - the longest stretch for a Twins pitcher since July 12-20, 2008 when Scott Baker retired 25 straight...pitched in his 100th career game, making the start on October 3 vs. Toronto, the final regular season game for the Twins.

2009: Made Twins Opening Day roster for the second consecutive season, opening as the team's number two starter...recorded first win, allowing just one run on six hits in 7.0 innings, April 24 at Cleveland...pitched 7.0 shutout innings, May 10 vs. Seattle (ND) and again on May 21 at Chicago (AL), allowing just four hits (win)...pitched 7.0-or-more innings in four consecutive starts, posting an ERA of 1.57 (28.2 ip, 5 er), May 10-26...won four consecutive starts, May 21-June 18, including his first career complete game, allowing just one run on six hits, carrying a shutout into the ninth inning, June 18 vs. Pittsburgh...second consecutive complete game, June 24 at Milwaukee...became the first Twins pitcher to toss back-to-back complete games since Brad Radke in 1998...posted an ERA of 2.37 in five June starts...third career complete game, July 5 vs. Detroit...finished the first-half with a record of 8-4, 3.06 (123.1 ip, 42 er) in 18 starts...went 2-0, 1.65 (27.1 ip, 5 er) with 18 strikeouts and one walk in his final four starts, September 16-October 3...led club in innings pitched (205.2), tied for lead in starts (33) and was second in wins (11)...pitched 6.0-plus innings in 25 of his 33 starts and 7.0-plus innings in 17 starts...21 of his 33 starts were quality starts...his 1.79 walks-per-9.0 innings pitched ratio was third in the American League, behind Roy Halladay (1.32) and teammate Carl Pavano (1.76)...started game 2 of the ALDS, October 9 at New York (AL), allowing one run on three hits in 5.2 innings (ND).

2008: First Major League start, allowing just one run on five hits in 7.0 innings with one walk and six strikeouts, but suffered the loss in Twins 1-0 defeat, April 2 vs. Los Angeles (AL)...earned his first career win after tossing 7.2 shutout innings, April 19 vs. Cleveland...tossed 6.0-plus innings in eight consecutive starts, April 19-May 27...singled off Ubaldo Jimenez for first career hit, May 16 at Colorado...season-high 8.1 in-

nings, May 27 at Kansas City...was struck in face by a line drive off the bat of Bobby Abreu, suffering a bruised nose and upper lip, June 1 vs. New York (AL)...earned his 10th win of the season, September 9 vs. Kansas City...started the tie-breaking 163rd game of the season, September 30 at Chicago (AL) to decide the AL Central Champion...he issued three walks and struck out three with a Jim Thome solo home run in the seventh being the difference in the 1-0 game...became just the 12th Twins rookie, second in 2008 (Perkins), to record 10-or-more wins in his rookie season...became the third Twins rookie pitcher in club history to lead his staff in innings pitched (193.1) and starts (33) and first since Brad Radke did it in 1995 (28 starts and 181.0 ip), with the other being Roger Erickson in 1978 (37 starts & 265.2 ip)...recorded 19 quality starts...tossed 6.0-plus innings in 21 of his 33 starts...posted a record of 8-3, 2.95 (88.1 ip, 29 er) in 14 home starts and a 3-8, 4.97 (105.0 ip, 58 er) in 19 road starts...second in the Majors in groundball doubleplays induced (31) and led the Majors in GIDP-per-nine innings (1.44)...finished fourth on the Twins All-Time list for innings pitched by a rookie, was fourth in starts and tied for 10th in wins with Bert Blyleven (1970) and Tony Fiore (2002)...led all Major League rookies in innings pitched and starts, fourth in wins, fifth in ERA and 11th in strikeouts.

2007: Began season at Double-A New Britain...made eight appearances (seven starts) before being promoted to Triple-A Rochester, May 17...had 44.0-inning scoreless streak, May 29-July 3...had seven-game win-streak, June 3-August 13...tossed back-to-back complete game shutouts, June 8 at Indianapolis and June 14 vs. Louisville...was named the Twins' Minor League Pitcher of the Month in June after going 5-0, 0.00 (39.0 ip)...disabled with strained right forearm, July 16-August 1...named to the Triple-A All-Star team...contract selected and made Major League debut in relief, September 3 vs. Cleveland...participated in the Arizona Fall League and was named the AFL Pitcher of the Week, November 5...finished with a 4-0 record and a 1.64 ERA (22.0 ip, 4 er) in six starts for the Phoenix Desert Dogs...his three complete games, tied him for second in all of the minor leagues while his two shutouts also tied him for second...ranked as the Twins top prospect by *Baseball America* heading into the 2008 season...ranked best fastball and best control in the Twins system by *Baseball America*.

2006: Spent entire season at Double-A New Britain...season-high three-game win-streak, going 3-0, 3.12 (26.0 ip, 9 er) in four starts, May 2-20...tied for club lead in complete games, second in innings pitched and tied for second in wins...tossed five-hit shutout, August 30 vs. Reading.

2005: Began season at Single-A Ft. Myers...tossed complete game, June 24 at Clearwater...named Florida State League All-Star...promoted to Double-A New Britain, July 7...tossed two complete games, July 22 at Norfolk (win) and August 2 at Portland (loss)...promoted to Triple-A Rochester, August 6...made three starts for the Red Wings before being transferred to New Britain, August 20...was seventh among all minor leaguers with three complete games.

2004: Began season at Single-A Quad Cities...disabled with sprained right ankle, May 4-11...Twins' Minor League Player of the Week, July 3-9...promoted to Single-A Ft. Myers, July 21...named Twins' Minor League Pitcher of the Month for July...named Florida State League Pitcher of the Week, July 25-August 1.

2003: Spent entire season at Single-A Quad Cities.

2002: Led club in games started, was second in innings pitched and third in strikeouts.

PROFESSIONAL: Signed by scout Gregg Miller.

BLACKBURN'S GAME HIGHS										CAREER									
2011																			
IP: 9.0, 5/24 vs. Sea.					Walks: 6, 8/5 vs. CWS.					IP: 9.0, 4x, last 5/24/11 vs. Sea.					Walks: 6, 8/5/11 vs. CWS.				
SO: 8, 5/14 vs. Tor.					CG: 1, 5/24 vs. Sea.					SO: 8, 5/14/11 vs. Tor.					CG: 5, last 5/24/11 vs. Sea.				
Win-Streak: 5, 5/4-6/16					Low-Hit: 7, 5/24 vs. Sea.					Win-Streak: 5, 2x, last 5/4-6/16/11					Low-Hit: 6, 6/18/09 vs. Pit.				



BLACKBURN'S PITCHING RECORD																			
YEAR	CLUB	W-L	ERA	G	GS	CG	SH	SV	IP	H	R	ER	HR	HB	BB	SO	WP	BK	BAA
2002	Elizabethton	3- 3	5.00	13	13	0	0	0	66.2	70	41	37	6	2	21	62	1	0	.261
2003	Quad Cities	2- 9	4.86	16	10	2	1	1	76.0	78	44	41	13	4	18	40	5	0	.268
2004	Quad Cities	6- 4	2.77	20	13	1	1	1	84.1	69	37	26	3	2	23	66	2	1	.223
	Ft. Myers	3- 3	6.27	9	7	0	0	0	37.1	51	30	26	7	2	7	21	1	0	.327
2005	Ft. Myers	7- 5	3.36	15	15	1	0	0	93.2	95	43	35	5	5	16	55	1	0	.265
	New Britain	2- 4	1.84	7	7	2	1	0	49.0	35	16	10	1	2	10	27	1	0	.206
	Rochester	0- 0	5.14	3	3	0	0	0	14.0	20	11	8	2	0	3	7	0	0	.328
2006	New Britain	7- 8	4.42	30	19	2	1	0	132.1	141	72	65	11	8	37	81	6	0	.275
2007	New Britain	3- 1	3.08	8	7	0	0	0	38.0	36	21	13	1	1	7	18	1	0	.240
	Rochester	7- 3	2.11	17	17	3	2	0	110.2	96	32	26	7	2	12	57	3	0	.232
	MINNESOTA	0- 2	7.71	6	0	0	0	0	11.2	19	12	10	2	0	2	8	0	0	.365
2008	MINNESOTA	11-11	4.05	33	33	0	0	0	193.1	224	102	87	23	7	39	96	2	0	.292
2009	MINNESOTA	11-11	4.03	33	33	3	0	0	205.2	240	103	92	25	3	41	98	2	0	.290
2010	MINNESOTA	10-12	5.42	28	26	1	0	0	161.0	194	101	97	25	4	40	68	3	1	.302
	Rochester	1- 0	2.49	4	4	0	0	0	21.2	19	7	6	2	0	6	13	2	0	.229
2011	MINNESOTA	7-10	4.49	26	26	1	0	0	148.1	183	91	74	19	4	54	76	5	0	.305
Minor League Totals		41-40	3.64	142	115	11	6	2	723.2	710	354	293	58	28	160	447	23	1	.256
Major League Totals		39-46	4.50	126	118	5	0	0	720.0	860	409	360	94	18	176	346	12	1	.297

BLACKBURN'S FIELDING RECORD									
POSITION	PCT	G	PO	A	E	TC	DP	PB	
Pitcher	.970	126	60	100	5	165	12	—	

BLACKBURN'S BATTING RECORD														
BATTING	AVG	AB	R	H	2B	3B	HR	RBI	SH	SF	HB	BB	SO	SB
Career	.100	10	0	1	0	0	0	0	0	0	0	0	2	0

Last Home Run: None

BLACKBURN'S DIVISION SERIES RECORD														
YEAR	OPPONENT	W-L	ERA	G	GS	CG	SH	SV	IP	H	R	ER	HR	BB
2009	New York (AL)	0-0	1.59	1	1	0	0	0	5.2	3	1	1	0	2
2010	New York (AL)	DID NOT PITCH												
Division Series Totals		0-0	1.59	1	1	0	0	0	5.2	3	1	1	0	2

BLACKBURN'S DAY-BY-DAY														
Date	Opp.	Score	Dec.	IP	H	R	ER	HR	BB	SO	Left Game or IR/RS			
4/03	@Tor.	4-3	W	5.2	6	2	1	1	1	2	Leading 3-2			
4/09	Oak.	0-1	L	6.0	6	1	0	0	3	2	Trailing 1-0			
4/15	@T.B.	2-5	L	6.0	10	5	5	1	0	6	Trailing 5-1			
4/20	@Bal.	4-5	L	7.0	7	5	5	2	1	4	Trailing 5-4			
4/28	T.B.	3-15	L	3.1	8	7	5	1	4	0	Trailing 7-0			
APRIL TOTALS				1-4	28.0	37	20	16	5	9	5.14 ERA			
5/4	@CWS.	3-2	W	6.2	4	1	1	1	4	1	Leading 2-1			
5/9	@Bos.	1-2	ND	6.1	7	1	1	0	3	5	Trailing 1-0			
5/14	Tor.	3-9	ND	7.2	5	3	2	1	2	8	Tied 3-3			
5/19	@Oak.	11-1	W	7.0	5	1	1	0	2	1	Leading 10-1			
5/24	Sea.	4-2	W	9.0	7	2	2	1	0	6	First CG			
5/30	@Det.	5-6	ND	6.0	7	5	5	2	1	3	Tied 5-5			
MAY TOTALS				3-0	42.2	35	13	12	5	12	2.53 ERA			
6/4	@K.C.	7-2	W	5.0	7	2	2	0	1	2	Leading 3-2			
6/9	Tex.	5-4	ND	7.1	10	4	2	2	1	6	Tied 4-4			
6/16	CWS.	1-0	W	8.0	7	0	0	0	1	1	Leading 1-0			
6/22	@S.F.	1-5	L	6.0	4	3	2	0	3	4	Trailing 3-0			
6/27	LAD.	0-15	L	4.1	13	8	7	1	1	1	Trailing 7-0			
JUNE TOTALS				2-2	17.0	41	17	13	3	7	3.18 ERA			
7/2	Mil.	9-7	ND	4.0	6	6	6	1	1	2	Trailing 6-4			
7/8	@CWSs	8-5	W	5.0	10	5	5	2	1	4	Leading 7-5			
PRE-ASG TOTALS				7-6	110.1	129	61	52	15	31	4.24 ERA			
7/15	K.C.	1-2	ND	7.0	4	0	0	0	2	3	Leading 1-0			
7/20	Cle.	7-5	ND	6.0	4	4	1	0	2	7	Tied 4-4			
7/25	@Tex.	6-20	L	2.2	11	9	6	2	0	0	Trailing 9-0			
7/30	@Oak.	3-8	L	4.1	10	7	6	0	5	2	Trailing 7-2			
JULY TOTALS				1-2	29.0	45	31	24	4	12	7.45 ERA			
8/5	CWS.	3-5	L	5.1	7	4	4	2	6	1	Trailing 4-3			
8/10	Bos.	5-2	ND	6.2	6	1	0	0	2	4	Leading 2-1			
8/16	@Det.	4-2	L	4.2	11	5	5	0	2	1	Trailing 5-0			
8/21	NY.Y.	0-3	ND	1.1	1	0	0	0	4	0	Tied 0-0			
AUGUST TOTALS				0-2	18.0	25	10	9	2	14	4.50 ERA			
POST-ASG TOTALS				0-4	38.0	54	30	22	4	23	5.21 ERA			
SEASON TOTALS				7-10	148.1	183	91	74	19	54	4.49 ERA			

ALEX BURNETT

RIGHT-HANDED PITCHER

Height: 6-0

Bats: R

Born: 7/26/87 in Anaheim, CA

Resides: Westminster, CA

Acquired: 12th round, 2005 First-Year Player Draft

M.L. Service: 1 year, 135 days

Contract Status: Signed thru 2011

Weight: 221

Throws: R



PERSONAL: Alex James Burnett...2005 graduate of Ocean View (CA) High School in Huntington Beach.

2011:

- Started the season with Triple-A Rochester and made one relief appearance before being recalled by the Twins, April 9 when the Twins placed Kevin Slowey on the 15-day disabled list.
- Made three relief appearances with the Twins and was optioned back to Triple-A Rochester as the Twins recalled Jim Hoey, April 18.
- Made three appearances for the Red Wings and was recalled by Minnesota, April 29.
- Earned his first victory, tossing 1.0 scoreless inning of relief, May 28 vs. Los Angeles (AL).
- Did not allow a home run in his first 23 appearances (17.2 ip), until a Ryan Ludwick three-run home run, June 17 vs. San Diego.
- Earned his second victory of the season, tossing 1.0 scoreless inning of relief, June 19 vs. San Diego.
- Walked just one batter in 22 appearances (16.0 ip), May 14-July 5...posted an opponent batting average of .200 (11-for-55) in that span.
- Pitched in his 100th career game, September 4 at Los Angeles (AL).
- Set a new single-season career-high with 48.0 innings pitched, September 7 vs. Chicago (AL), passing his 2010 total of 47.2 innings pitched.
- His 16.1 inherited runners scored percentage ranked seventh-lowest in the American League and 11th-lowest in baseball...he allowed 10 of his 62 inherited runners to score.
- His 16.1 inherited runners scored percentage marked the lowest for a Twins pitcher since 2006 (Dennys Reyes 13.3%)...it was the lowest All-Time for a Twins right-handed reliever.
- Ranked second on the Twins staff in appearances with 66...was tied for 11th in the American League in appearances by a right-handed pitcher.

2010: Started the season on the Twins Opening Day roster for the first time in his career...made his Major League debut in relief, April 8 at Los Angeles (AL), pitching a perfect ninth inning, including his first Major League strikeout (Robb Quinlan)...optioned to Triple-A Rochester April 14, when the Twins selected Ron Mahay's contract...did not make an appearance for the Red Wings and was recalled to Minnesota, April 18, when Jose Mijares was placed in the disabled list...struck out four of ten batters faced in his third appearance, April 18 vs. Kansas City (2.2 scoreless innings pitched)...suffered his first career loss, allowing one run (1.1 ip), May 1 at Cleveland...did not allow an earned run in 10 straight appearances (13.2 ip), allowing eight hits, with one walk and eight strikeouts, May 11-June 6...earned his first career victory, June 5 at Oakland...pitched 0.1 inning, getting Daric Barton to flyout to end the eighth inning...posted a 3.12 ERA (8.2 ip, 3 er) in six April games and a 2.40 ERA (15.0 ip, 4 er) in 10 May games...optioned to Triple-A Rochester, July 19...made 14 relief appearances for the Red Wings on the season, going 0-2, 5.49 (19.2 ip, 12 er)...recalled and earned his second career win (1.1 ip), September 3, vs. Texas.

2009: Began season at Single-A Ft. Myers...saved four games for the Miracle with his first coming, April 15 vs. Jupiter...recorded first win in relief, May 3 vs. Charlotte...did not allow a run in his final 10 appearances, giving up three hits and two walks during that span...led club in batting-average-against (.175)...posted an ERA of 1.99 (22.2 ip, 5 er) with 26 strikeouts before being transferred to Double-A New Britain, June 3...first save for the Rock Cats, July 1 at Portland...first win, July 10 vs. Binghamton, tossing 1.1 scoreless inning...converted eight straight save opportunities, July 17 to the end of the season...combined to hold righthanders to a batting average of .150 (17-for-113) while lefthanders hit .206 (33-for-160) at both levels...played in the Arizona Fall League with the Mesa Solar Sox, saving three games, while posting a 3.38 ERA (10.2 ip, 4 er) in 10 games.

2008: Spent entire season at Single-A Ft. Myers...pitched in 28 games (25 starts) for the Miracle...won his first game, April 23 at Tampa, starting a three-game win-streak which spanned to May 14...won three times in four starts, May 30-June 19...named Twins' Minor League Player of the Week, June 20-27...season-high of 10 strikeouts, August 21 at Lakeland...led the club in innings pitched with 143.2.

2007: Spent entire season at Single-A Beloit...pitched a 6.0-inning complete game, May 28 at Quad Cities...went 2-2, 2.70 (36.2 ip, 11 er) in six starts in May...went 2-1, 1.50 (30.0 ip, 5 er) in five starts in July...won three straight starts, August 16-26...selected to the Midwest League All-Star Team...finished tied for third in Midwest League in innings pitched and was fifth in ERA...tied for first on the club in wins and was second in strikeouts...held lefthanded batters to a .191 (46-for-241) batting average.

2006: Spent entire season at Rookie-level Elizabethton...did not allow a run in his first two starts (13.0 ip), allowing four hits while striking out six...tossed a 7.0-inning complete game shutout, June 29 at Bluefield...had season-high nine strikeouts, August 5 at Greeneville...made 13 appearances for Elizabethton, all starts...was the Twins short season leader in strikeouts with 71.

2005: Made his first professional appearance, June 27 vs. GCL Red Sox...made first professional start, July 15 at GCL Reds, tossing 3.0 innings, allowing two runs on four hits...recorded first professional win, July 21 at GCL Pirates, allowing four runs (three earned) on eight hits in 5.2 innings...went 4-1 in his final seven starts.

PROFESSIONAL: Signed by scout John Leavitt.

BURNETT'S GAME HIGHS

2011

IP: 2.0, 8/23 vs. Bal.

Walks: 2, 2x, last 5/10 vs. Det.

SO: 3, 7/22 vs. Det.

CG: --

Win-Streak: 1, 2x, last 6/19

Low-Hit: --



CAREER

IP: 3.1, 7/9/10 at Det.

Walks: 4, 5/1/10 at Cle.

SO: 4, 4/18/10 vs. K.C.

CG: --

Win-Streak: 1, 4x, last 6/19/11

Low-Hit: --

BURNETT'S PITCHING RECORD

YEAR	CLUB	W-L	ERA	G	GS	CG	SH	SV	IP	H	R	ER	HR	HB	BB	SO	WP	BK	BAA
2005	GCL Twins	4- 2	4.10	13	8	0	0	0	48.1	50	25	22	6	7	14	33	1	0	.267
2006	Elizabethhton	4- 3	4.04	13	13	1	1	0	71.1	66	41	32	6	6	13	71	1	1	.242
2007	Beloit	9- 8	3.02	27	27	1	0	0	155.0	140	60	52	9	10	38	117	6	1	.239
2008	Ft. Myers	8- 6	3.76	28	25	0	0	0	143.2	151	72	60	12	5	36	84	7	0	.269
2009	Ft. Myers	2- 1	1.99	18	0	0	0	4	22.2	14	6	5	0	1	7	26	0	0	.175
	New Britain	1- 2	1.79	40	0	0	0	9	55.1	36	14	11	2	3	19	52	1	0	.187
2010	Rochester	0- 2	5.49	14	0	0	0	2	19.2	26	12	12	1	0	8	18	2	0	.329
	MINNESOTA	2- 2	5.29	41	0	0	0	0	47.2	52	28	28	6	2	23	37	2	2	.287
2011	Rochester	0- 0	7.36	4	0	0	0	1	3.2	5	3	3	1	0	1	3	0	0	.333
	MINNESOTA	2- 5	5.51	66	0	0	0	0	50.2	50	32	31	4	8	21	33	2	0	.263
Minor League Totals		28-24	3.41	157	73	2	1	16	519.2	488	233	197	37	32	136	404	18	2	.247
Major League Totals		4- 7	5.40	107	0	0	0	0	98.1	102	60	59	10	10	44	70	4	2	.275

BURNETT'S FIELDING RECORD

POSITION	PCT	G	PO	A	E	TC	DP	PB
Pitcher	.882	107	4	11	2	17	0	—

BURNETT'S DAY-BY-DAY

Date	Opp.	Score	Dec.	IP	H	R	ER	HR	BB	SO	Left Game or IR/IRS
4/09	Oak.	0-1	ND	0.0	0	0	0	0	1	0	2/0
4/10	Oak.	3-5	ND	1.0	0	0	0	0	1	1	0/0
4/13	K.C.	5-10	ND	1.1	2	1	1	0	0	1	0/0
4/29	@K.C.	3-4	L	1.2	2	2	1	0	2	1	1/0
APRIL TOTALS			0-1	4.0	4	3	2	0	4	3	4.50 ERA
5/1	@K.C.	3-10	ND	0.0	0	0	0	0	1	0	1/0
5/7	@Bos.	0-4	ND	0.2	3	2	2	0	1	0	0/0
5/8	@Bos.	5-9	ND	1.0	1	0	0	0	0	1	0/0
5/10	Det.	2-10	ND	1.0	3	2	2	0	2	2	0/0
5/13	Tor.	0-2	L	0.2	1	1	1	0	1	0	2/0
5/14	Tor.	3-9	ND	1.0	0	0	0	0	0	0	3/1
5/16	@Sea.	2-5	ND	0.2	1	0	0	0	0	0	1/1
5/20	@Ari.	7-8	ND	0.1	0	0	0	0	0	0	1/0
5/21	@Ari.	6-9	ND	0.2	0	0	0	0	0	0	2/0
5/22	@Ari.	2-3	L	1.0	1	1	1	0	0	0	0/0
5/25	Sea.	0-3	ND	1.0	1	0	0	0	0	1	0/0
5/27	LAA.	5-6	ND	0.0	1	2	2	0	1	0	0/0
5/28	LAA.	1-0	W	1.0	0	0	0	0	0	1	0/0
5/30	@Det.	5-6	L	1.0	2	1	1	0	0	2	0/0
MAY TOTALS			1-3	10.2	14	9	9	0	6	7	7.59 ERA
6/2	@K.C.	8-2	ND	1.0	1	0	0	0	0	0	0/0
6/4	@K.C.	7-2	ND	0.1	0	0	0	0	0	0	2/0
6/6	@Cle.	6-4	ND	0.1	0	0	0	0	0	1	1/0
6/9	Tex.	5-4	ND	0.1	0	0	0	0	0	0	2/0
6/12	Tex.	6-1	ND	1.0	0	0	0	0	0	1	0/0
6/17	S.D.	6-5	ND	1.0	0	0	0	0	0	1	0/0
6/19	S.D.	5-4	W	1.0	0	0	0	0	0	1	0/0
6/22	@S.F.	1-5	ND	0.1	0	0	0	0	0	0	0/0
6/24	@Mil.	3-4	ND	1.1	0	0	0	0	0	1	0/0
6/26	@Mil.	2-6	ND	0.2	0	0	0	0	0	2	0/0
6/28	LAD.	1-0	ND	1.1	1	0	0	0	0	0	1/0
JUNE TOTALS			1-0	9.0	5	3	3	1	0	8	3.00 ERA
7/5	T.B.	3-2	ND	0.1	0	0	0	0	0	0	1/0
7/6	T.B.	5-12	L	1.1	4	4	4	1	1	0	2/0
7/8	@CWS.	8-5	ND	1.0	0	0	0	0	0	0	0/0
7/9	@CWS.	3-4	ND	0.0	1	0	0	0	0	0	2/1
7/10	@CWS.	6-3	ND	0.1	2	2	2	0	1	1	0/0
PRE-ASG TOTALS			2-5	26.2	30	21	20	2	12	19	6.75 ERA
7/17	K.C.	4-3	ND	0.2	0	0	0	0	0	0	1/0
7/18 (2)	Cle.	3-6	ND	1.2	0	0	0	0	1	1	2/0
7/20	Cle.	7-5	ND	0.1	0	0	0	0	0	0	0/0
7/22	Det.	2-8	ND	1.1	3	1	1	0	1	3	2/2
7/24	Det.	2-5	ND	1.0	0	0	0	0	0	1	0/0
7/25	@Tex.	6-20	ND	1.0	2	2	2	0	1	1	0/0
7/26	@Tex.	9-8	ND	1.0	0	0	0	0	0	1	0/0
7/29	@Oak.	9-5	ND	0.1	0	0	0	0	1	1	0/0
JULY TOTALS			0-1	10.1	14	9	9	1	6	9	7.84 ERA
8/2	@LAA.	1-5	ND	1.0	0	0	0	0	0	1	0/0
8/5	CWS.	3-5	ND	1.1	0	0	0	0	1	1	3/0
8/7	CWS.	0-7	ND	0.2	1	1	1	1	0	0	1/1
8/9	Bos.	3-4	ND	1.0	0	0	0	0	0	0	3/0
8/13	@Cle.	1-3	ND	0.1	0	0	0	0	0	1	2/0
8/15	@Det.	9-6	ND	0.0	2	1	1	1	0	0	0/0
8/18	NY.Y.	4-8	ND	0.2	1	0	0	0	0	0	0/0
8/20	NY.Y.	9-4	ND	1.0	3	2	2	0	0	0	0/0
8/21	NY.Y.	0-3	ND	1.0	1	0	0	0	0	0	0/0
8/23	Bal.	1-8	ND	2.0	1	0	0	0	0	0	2/0
8/25	Bal.	1-6	ND	1.0	0	0	0	0	0	0	0/0
8/27	Det.	4-6	ND	1.0	0	0	0	0	0	0	0/0
8/28	Det.	11-4	ND	1.0	1	0	0	0	0	0	0/0
8/30	@CWS.	6-8	ND	0.1	0	0	0	0	1	1	2/1
AUGUST TOTALS			0-0	12.1	10	4	4	2	2	4	2.92 ERA
9/2	@LAA.	13-5	ND	1.1	0	0	0	0	0	0	1/0
9/4	@LAA.	1-4	ND	0.0	1	2	2	0	1	0	0/0
9/7	CWS.	5-4	ND	0.1	0	0	0	0	1	0	2/0
9/10	@Det.	2-3	ND	1.0	0	0	0	0	0	0	0/0
9/14	@K.C.	3-7	ND	0.1	0	0	0	0	0	0	3/0
9/17	Cle.	4-10	ND	0.1	0	0	0	0	0	1	3/0
9/18	Cle.	5-6	ND	0.0	0	1	1	0	1	0	3/1
9/21	Sea.	4-5	ND	0.2	0	0	0	0	0	1	1/0
9/24 (2)	@Cle.	6-7	ND	0.1	2	1	1	0	0	0	2/2
SEPTEMBER TOTALS			0-0	4.1	3	4	4	0	3	2	8.31 ERA
POST-ASG TOTALS			0-0	24.0	20	11	11	2	9	14	4.13 ERA
SEASON TOTALS			2-5	50.2	50	32	31	4	21	33	5.51 ERA

DREW BUTERA

CATCHER

Height: 6-1

Bats: R

Born: 8/9/83 in Evansville, IL

Resides: Lake Mary, FL

Acquired: Trade with New York (NL), 7/30/07

M.L. Service: 2 years

Contract Status: Signed thru 2011

Weight: 195

Throws: R



PERSONAL: Andrew Edward Butera...2002 graduate of Bishop Moore (FL) High School where he played baseball and golf...attended the University of Central Florida...was a semi-finalist for the Johnny Bench Award in 2005, given to the nation's top collegiate catcher...father Sal, who is now a Major League scout for Toronto, played in the Major Leagues from 1980-88, including with the Twins from 1980-82 and 1987.

2011:

- Made the Twins Opening Day roster for the second time in his career (also in 2010).
- Set a career-high with three rbi, April 18 at Baltimore...matched that with three rbi again, September 24 at Cleveland.
- Set a career-high with a five-game hitting streak, May 29-June 6.
- Hit his first home run of the season, a two-run shot off Rick Porcello, June 1 at Detroit.
- Set a career-high with three hits, June 10 vs. Texas...went 3-for-4 with a double, an rbi and one run scored.
- Batted .391 (9-for-23) with four doubles, one home run, six rbi and six runs scored in an eight-game stretch, May 29-June 10.
- Had game-winning walk-off single, June 19 vs. San Diego, helping the Twins extend their winning streak to seven games.
- Led all Twins catchers in games caught with 93 (75 starts), and ranked 11th in the American League.
- He held opposing base runners to a 70.6 stolen base percentage (20 caught stealing of 68 attempts), which ranked as the third-lowest in the American League and fifth-lowest in baseball.
- He caught 20 runners attempting to steal, which was the ninth-most in the American League.

2010: Made the Twins Opening Day roster as the club's back-up catcher and spent the full season with the big league club...made his Major League debut, starting at catcher and batting ninth, April 9 at Chicago (AL)...singled off Mitch Talbot for first career hit, April 22 vs. Cleveland...recorded first Major League rbi with a two-run single off Kevin Millwood, May 8 vs. Baltimore...hit first Major League home run, a 10th inning pinch-hit solo homer off Chad Durbin, June 19 at Philadelphia...Twins pitchers posted an ERA of 3.66 (64.0 ip, 26 er) with 66 strikeouts and an opponent batted average of .215 (49-for-228) during that span...caught Carl Pavano's starts from July 11-September 10 and helped the right-hander go 7-5, 3.31 (87.0 ip, 32 er) with four complete games (one shutout) in 12 starts...threw out 14 of 35 runners attempting to steal, giving opposing runners a 60.0% success rate, the lowest of any rookie catcher in baseball (minimum of 350.0 innings caught)...tied for 13th on the All-Time list for lowest stolen base percentage for a rookie catcher (60.0%) and ninth All-Time for an AL catcher...it was the best ever percentage for a Twins rookie catcher...his 394.2 innings caught were the 10th-most by a Twins' rookie catcher in club history...the 14 runners caught stealing were the sixth-most for a Twins rookie catcher...caught five of the Twins nine complete games and caught one of the Twins three shutouts.

2009: Spent entire season at Triple-A Rochester...went 3-for-4 with two rbi, May 6 at Louisville...hit his first Triple-A home run, June 24 vs. Columbus...went 3-for-4 with two doubles, August 10 at Buffalo...batted .256 (22-for-86) vs. lefties and .193 (41-for-212) vs. righties...finished second in the International League in caught stealing percentage, throwing out 40 of 96 (41.7%) potential base-stealers...tied for league lead in passed balls with 14...ranked the top defensive catcher in the International League by *Baseball America*.

2008: Spent entire season at Double-A New Britain...went 2-for-3 with a walk in his first game, April 3...scored a season-high three runs in a 3-for-5 effort, April 12 at Portland...had a season-high four-hit game, June 18 at Portland (two doubles, two runs scored)...hit .462 (30-for-65) over 21 games in June...recorded 11 multi-hit games, including four games with three-or-more hits...appeared in 96 games, including 92 as the Rock Cats catcher...ranked the top defensive catcher in the Eastern League by *Baseball America*.

2007: Began season at Single-A St. Lucie (Mets)...had four consecutive two-hit games, going 8-for-19 (.421), May 29-June 3...season-high three rbi, May 30 vs. Vero Beach...homered in consecutive games, May 30-31...promoted to Double-A Binghamton, June 22...hit safely in eight of nine games, June 27-July 7...was 7-for-19 (.368) in five games, July 14-19...acquired by Minnesota along with Dustin Martin, in exchange for second baseman Luis Castillo, July 30...assigned to Double-A New Britain and had season-high six-game hit-streak, going 7-for-20 (.350), August 5-20...tied season-high three hits, August 29 at Binghamton.

2006: Spent entire season at Single-A Hagerstown (Mets)...had season-high five-game hit-streak, May 23-29...went 5-for-5 with a home run and three rbi, June 10 at Delmarva...batted .286 (16-for-56) with three doubles, two home runs and 11 rbi in June...tied season-high three rbi, July 7 vs. Lake County.

2005: Spent entire season at Rookie-Level Brooklyn (Mets)...hit only home run on the season, June 25 vs. Aberdeen...had season-high five-game hit-streak, August 15-19...tied season-high three rbi, August 26 at Staten Island...hit safely in six of seven games, going 9-for-27 (.333), August 30-September 5...season-high three hits, September 1 vs. Staten Island...threw out 29 of 62 (46.8%) runners attempting to steal.

PROFESSIONAL: New York Mets' 5th round pick in June, 2005 First-Year Player Draft...signed by scout John Bunnell...originally drafted in the 48th round of the 2002 First-Year Player Draft by the Toronto Blue Jays.

BUTERA'S GAME HIGHS

2011				CAREER			
Hits: 3, 6/10 vs. Tex.	HR: 1, 2x, last 7/16 vs. K.C.		Hits: 3, 6/10/11 vs. Tex.	HR: 1, 4x, last 7/16/11 vs. K.C.			
RBI: 3, 2x, last 9/24 at Cle.	Grand Slams: - -		RBI: 3, 2x, last 9/24/11 at Cle.	Grand Slams: - -			
Hit-Streak: 5, 5/29-6/6	SB: - -		Hit-Streak: 5, 5/29-6/6/11	SB: - -			

BUTERA'S PLAYING RECORD

YEAR	CLUB	AVG	G	AB	R	H	2B	3B	HR	RBI	SH	SF	HB	BB	SO	SB	CS	E	OBP
2005	Brooklyn	.217	55	175	13	38	9	1	1	23	1	4	2	22	33	1	0	12	.305
2006	Hagerstown	.186	95	295	24	55	13	0	5	38	5	6	7	42	72	1	0	9	.297
2007	St. Lucie	.258	52	182	22	47	14	0	5	22	0	2	2	24	28	0	1	4	.348
	Binghamton	.188	30	117	7	22	2	0	1	4	1	0	1	2	22	0	0	5	.208
	New Britain	.260	17	50	3	13	3	1	0	3	1	0	0	5	5	0	0	2	.327
2008	New Britain	.219	96	302	39	66	18	1	7	39	4	4	6	35	55	0	1	6	.308
2009	Rochester	.211	99	298	23	63	16	1	2	25	8	3	2	22	49	0	1	7	.268
2010	MINNESOTA	.197	49	142	12	28	6	1	2	13	3	2	4	4	25	0	0	5	.237
2011	MINNESOTA	.167	93	234	19	39	9	1	2	23	6	1	2	11	42	0	0	5	.210
Minor League Totals		.214	444	1419	131	304	75	4	21	154	20	19	20	152	264	2	3	45	.296
Major League Totals		.178	142	376	31	67	15	2	4	36	9	3	6	15	67	0	0	10	.220

BUTERA'S FIELDING RECORD

POSITION	PCT	G	PO	A	E	TC	DP	PB
Catcher	.987	140	719	64	10	793	6	11

MATT CAPPS

55

RIGHT-HANDED PITCHER

Height: 6-2

Bats: R

Born: 9/3/83 in Douglasville, GA

Resides: Douglasville, GA

Acquired: Trade with Washington, 7/29/10

M.L. Service: 6 years, 17 days

Contract Status: Signed thru 2011

Weight: 245

Throws: R



PERSONAL: Matthew Dicus Capps...wife Jennifer (Martin)...2002 graduate of Alexander (GA) High School...lettered in four sports: baseball, basketball, football and cross country...prior to signing with Pittsburgh, he signed a Letter of Intent to play baseball at LSU...played for Team Georgia and won the Sun Belt Classic (played in Oklahoma) along with Major Leaguers Brian McCann (Atlanta) and Jeff Francoeur (New York Mets) in 2001.

2011:

- Earned his first victory in his third appearance, tossing 2.0 shutout innings with no hits and no walks, May 5 at New York (AL).
- Allowed just one run in his first five appearances (6.2 ip) for a 1.35 ERA with just three hits allowed...suffered the loss and blew a save in his first opportunity in relief of Joe Nathan, April 14 at Tampa Bay.
- Moved into the closer's role in mid-April to replace Joe Nathan and converted five straight save opportunities, April 17-May 4.
- Earned a five-out save with 1.2 scoreless innings, May 4 at Chicago (AL).
- Blew consecutive save opportunities, May 21 at Arizona and May 23 vs. Seattle.
- Did not walk a batter in his first 16 appearances (18.1 innings pitched), April 2-May 14...walked just one batter in his first 23 appearances (26.0 innings pitched), April 2-June 5.
- Posted a 0.90 ERA (10.0 ip, 1 er) in 10 games in June and a 6.17 ERA (11.2 ip, 8 er) in 14 games in July.
- Posted a 3.24 ERA (25.0 ip, 9 er) in his final 30 appearances, July 19-September 27, walking just seven batters and allowing two home runs in that span.
- Did not walk a batter in 59 of his 69 appearances and walked multiple batters on just three occasions.
- His 69 appearances were the most on the Twins staff and tied for seventh-most in the American League.

2010: Started the season with the Washington Nationals after signing as a free agent, January 8...earned his first save with the Nationals, April 8 vs. Philadelphia...converted his first 16 saves before suffering his first blown save, May 23 vs. Baltimore...won three consecutive appearances, July 1-6, beating the Mets (twice) and Padres...was named to the National League All-Star team (first career), retiring the only batter he faced (David Ortiz), and earned the win...he became the first National League pitcher to be named the winner of an All-Star game since John Smoltz in 1996...acquired by Minnesota along with cash, in exchange for catcher Wilson Ramos and pitcher Joe Testa, July 29...ranked fourth in the National League with 26 saves at the time of the trade...35 of his 47 appearances with the Nationals were scoreless...converted his first save with Minnesota with a scoreless ninth inning, July 30 vs. Seattle...suffered his first blown save with the Twins, allowing one run on two hits in the ninth inning, August 4 at Tampa Bay...earned his first win with Minnesota, striking out three of five batters faced, August 5 at Tampa Bay...earned his 15th save with the Twins, September 21 vs. Cleveland after recording 26 saves with the Nationals and, according to the Elias Sports Bureau, he became just the third pitcher to record 15-or-more saves for two different clubs in the same season, joining Jeff Shaw in 1998 (Reds and Dodgers) and Bob Wickman in 2006 (Indians and Braves)...converted 12 consecutive saves, August 18-September 29...gave up just one home run allowed while with Minnesota (Alexei Ramirez - August 17)...finished with a career-high 42 saves between the Nationals and Twins and the highest save percentage (87.5%) of his career...his 74 games were the most since he had 76 with Pittsburgh in 2007...his 59 strikeouts were also his best since 2007 when he had 64...was one of four Major League pitchers with 70-or-more games and 40-or-more saves (Cordero - CIN, Feliz - TEX, Wilson - SF)...was one of just 27 different pitchers in baseball history to pitch in 70-plus games, collect 40-plus saves and post a save percentage of 87.0%-or-higher in a single season.

2009: Recorded a career-high 27 saves in his final season with Pittsburgh...earned the save on Opening Day, April 6 at St. Louis...ranked 10th in the National League in saves...successfully converted 27 of his 32 save opportunities...went 15-for-15 in save opportunities from May 16-July 31...issued just 14 unintentional walks, the seventh-fewest in the majors among 28 closers to record 20-plus saves.

2008: Started the season with Pittsburgh and earned 21 saves, converting his first 15 save opportunities of the season before suffering his first blown save, June 10 vs. Washington...placed on the disabled list, July 2 with right shoulder bursitis...reinstated from disabled list, August 23...converted all four save opportunities with a 2.70 ERA in 12 appearances in his return from the disabled list...earned his 20th save, September 20 vs. Houston...walked just three batters in his final 48 appearances (53.0 ip), since issuing two walks on Opening Day, March 31 vs. Atlanta.

2007: Spent his second full season at the Major League level with the Pirates...first Major League hit, an infield single, April 8 at Cincinnati off Todd Coffey...was ejected for the first time in his career and later suspended for four games for hitting Prince Fielder with a pitch, May 3 at Milwaukee (suspension was later reduced to three games)...earned two saves in both games of a double-header, August 28 vs. Cincinnati, the first Pirates pitcher to accomplish that since Kent Tekulve, July 22, 1979 vs. Atlanta...was named the Pirates closer, June 1 and converted 18 of 20 save opportunities...ranked fifth among NL relievers in ERA (minimum of 70.0 innings pitched)...held right-handed batters to a batting average of .181...issued just six unintentional walks all season...33 of his final 36 appearances were scoreless.

2006: Made the Pirates Opening Day roster for the first time in his career...earned his first Major League victory, May 12 vs. Florida...earned his first save, retiring the side in order in the ninth inning, July 17 vs. Colorado...walked in his first career plate appearance, May 29 vs. Milwaukee...his 13 holds ranked eighth among MLB rookies and sixth in the National League...led all MLB rookies and ranked second in the National League with 85 appearances, setting a Pirates rookie record...finished the season 9-1, winning each of his final eight decisions...ranked Pittsburgh's

10th-best prospect in the organization by *Baseball America*.

2005: Started the season with Single-A Hickory...shifted to the bullpen and combined to go 3-6 with 21 saves and a 2.44 ERA in 52 combined relief appearances with Hickory and Double-A Altoona...14 of 21 saves came with Hickory...transferred to Altoona, August 1...pitched in the postseason with Altoona and Triple-A Indianapolis before having his contract selected by the Pirates, September 16...made his Major League debut, in the first game of a double-header, September 16 vs. Cincinnati, allowing one run in 1.0 inning with a strikeout (Austin Kearns).

2004: Combined to go 5-8 with a 6.31 ERA in 23 games (19 starts) for Hickory and Single-A Williamsport...transferred from Hickory to Williamsport, June 18.

2003: Spend a majority of the season with GCL Pirates...made 10 starts and posted a 1.87 ERA in those games...was named to the GCL All-Star team...won his final four decisions with GCL.

2002: Spent his first professional season with GCL Pirates...posted a 0.69 ERA in seven appearances...was the winner in his professional debut, July 23 vs. GCL Orioles...earned his first professional, August 12 vs. GCL Red Sox, tossing 3.0 innings.

PROFESSIONAL: Drafted by Pittsburgh in the 7th round of the 2002 First-Year Player Draft...signed by scout Jack Powell.

CAPPS' GAME HIGHS											
2011						CAREER					
IP: 2.0, 4/5 at NYY.			Walks: 2, 3x, last 9/17 vs. Cle.			IP: 3.0, 5/24/08 vs. CHC.			Walks: 2, 13x, last 9/17/11 vs. Cle.		
SO: 2, 5x, last 9/20 vs. Sea.			CG: - -			SO: 4, 2x, last 4/24/10 vs. LAD.			CG: - -		
Win-Streak: 1, 4x, last 8/17 at Det.			Low-Hit: - -			Win-Streak: 10, 6/11/06-4/30/07			Low-Hit: - -		



CAPPS' PITCHING RECORD																				
YEAR	CLUB	W-L	ERA	G	GS	CG	SH	SV	IP	H	R	ER	HR	HB	BB	SO	WP	BK	BAA	
2002	GCL Pirates	1- 0	0.69	7	0	0	0	1	13.0	13	2	1	0	1	6	8	1	0	.271	
2003	GCL Pirates	5- 1	1.87	10	10	1	0	0	62.2	40	16	13	1	5	9	54	1	0	.178	
	Lynchburg	0- 0	5.40	1	1	0	0	0	5.0	3	3	3	0	0	4	5	0	0	.167	
2004	Williamsport	3- 5	4.85	11	11	0	0	0	65.0	84	43	35	7	2	4	33	1	0	.312	
	Hickory	2- 3	10.07	12	8	0	0	0	42.0	82	55	47	8	5	16	27	0	0	.400	
2005	Hickory	3- 4	2.52	35	0	0	0	14	53.2	47	15	15	0	2	5	39	2	0	.239	
	Altoona	0- 2	2.70	17	0	0	0	7	20.0	21	8	6	2	0	1	26	0	1	.250	
	PITTSBURGH	0- 0	4.50	4	0	0	0	0	4.0	5	2	2	0	1	0	3	0	0	.333	
2006	PITTSBURGH	9- 1	3.79	85	0	0	0	1	80.2	81	37	34	12	3	12	56	4	0	.266	
2007	PITTSBURGH	4- 7	2.28	76	0	0	0	18	79.0	64	22	20	5	3	16	64	1	0	.220	
2008	PITTSBURGH	2- 3	3.02	49	0	0	0	21	53.2	47	20	18	5	2	5	39	0	0	.234	
	GCL Pirates	0- 0	0.00	2	2	0	0	0	2.0	2	1	0	0	0	0	2	0	0	.222	
	Altoona	0- 0	0.00	3	0	0	0	0	3.0	0	0	0	0	0	1	5	0	0	.000	
	Indianapolis	0- 0	0.00	1	0	0	0	0	1.2	0	0	0	0	0	3	1	0	0	.000	
2009	PITTSBURGH	4- 8	5.80	57	0	0	0	27	54.1	73	36	35	10	3	17	46	0	0	.324	
2010	WASHINGTON	3- 3	2.74	47	0	0	0	26	46.0	51	20	14	5	0	9	38	0	0	.274	
	MINNESOTA	2- 0	2.00	27	0	0	0	16	27.0	24	7	6	1	0	8	21	1	0	.247	
2011	MINNESOTA	4- 7	4.25	69	0	0	0	15	65.2	66	31	31	10	4	13	34	1	0	.262	
Minor League Totals		14-15	4.03	99	32	1	0	22	268.0	292	143	120	18	15	49	200	5	1	.273	
American League Totals		6- 7	3.59	96	0	0	0	31	92.2	90	38	37	11	4	21	55	2	0	.258	
National League Totals		22-22	3.48	318	0	0	0	93	317.2	321	137	123	37	12	59	246	5	0	.263	
Major League Totals		28-29	3.51	414	0	0	0	124	410.1	411	175	160	48	16	80	301	7	0	.262	

CAPPS' FIELDING RECORD									
POSITION	PCT	G	PO	A	E	TC	DP	PB	
Pitcher	.956	414	17	48	3	68	2	—	

CAPPS' BATTING RECORD																	
BATTING	AVG	AB	R	H	2B	3B	HR	RBI	SH	SF	HB	BB	SO	SB	CS	OBP	
Career	.200	5	1	1	0	0	0	0	0	0	0	1	3	0	0	.533	

CAPPS' ALL-STAR GAME RECORD																				
YEAR	HOST	W-L	ERA	G	GS	CG	SH	SV	IP	H	R	ER	HR	HB	BB	SO	WP	BK	BAA	
2010	Los Angeles (AL)	1-0	0.00	1	0	0	0	0	0.1	0	0	0	0	0	0	1	0	0	.000	

CAPPS' DIVISION SERIES RECORD																				
YEAR	OPPONENT	W-L	ERA	G	GS	CG	SH	SV	IP	H	R	ER	HR	HB	BB	SO	WP	BK	BAA	
2010	New York (AL)	0- 0	9.00	1	0	0	0	0	1.0	2	1	1	0	0	0	0	0	0	.400	

CAPPS' DAY-BY-DAY											
Date	Opp.	Score	Dec.	IP	H	R	ER	HR	BB	SO	Left Game or IR/IRS
4/02	@Tor.	1-6	ND	1.0	3	1	1	0	0	0	0/0
4/03	@Tor.	4-3	ND	1.0	0	0	0	0	0	0	2/0
4/05	@NYY.	5-4	W	2.0	0	0	0	0	0	0	0/0
4/09	Oak.	0-1	ND	1.0	0	0	0	0	0	1	0/0
4/12	K.C.	4-3	ND	1.2	0	0	0	0	0	1	2/0
4/14	@T.B.	3-4	L	0.1	2	2	2	1	0	0	0/0
4/16	@T.B.	3-4	ND	1.0	2	1	1	0	0	1	0/0
4/17	@T.B.	4-2	S	1.0	0	0	0	0	0	0	0/0
4/18	@Bal.	5-3	S	1.0	1	1	1	1	0	1	0/0
4/21	@Bal.	3-1	S	1.0	1	0	0	0	0	1	0/0
4/24	Cle.	4-3	S	1.0	1	0	0	0	0	0	0/0
4/28	T.B.	15-3	ND	0.2	0	0	0	0	0	1	2/0
APRIL TOTALS			1-1	12.2	10	5	5	2	0	6	3.55 ERA
5/4	@CWS.	3-2	S	1.2	1	0	0	0	0	0	2/1
5/10	Det.	2-10	ND	1.0	0	0	0	0	0	2	0/0
5/11	Det.	7-9	L	1.2	3	3	3	1	0	1	1/1
5/14	Tor.	3-9	ND	1.1	0	0	0	0	0	2	2/0
5/17	@Sea.	2-1	S	1.0	0	0	0	0	1	1	0/0
5/18	@Oak.	4-3	S	1.0	0	0	0	0	0	0	0/0
5/21	@Ari.	6-9	L	1.0	4	4	4	1	0	1	0/0
5/23	Sea.	6-9	ND	1.2	2	1	1	0	0	1	2/1
5/28	LAA.	1-0	ND	1.0	0	0	0	0	0	0	0/0
MAY TOTALS			0-2	11.1	10	8	8	2	1	8	6.35 ERA
6/2	@K.C.	8-2	ND	1.0	1	0	0	0	0	1	0/0
6/5	@K.C.	6-0	ND	1.0	1	0	0	0	0	1	0/0
6/6	@Cle.	6-4	S	1.0	0	0	0	0	1	1	0/0
6/8	@Cle.	3-2	W	1.0	2	1	1	1	0	0	0/0
6/16	CWS.	1-0	S	1.0	1	0	0	0	0	2	0/0
6/17	S.D.	6-5	S	1.0	0	0	0	0	0	0	0/0
6/18	S.D.	1-0	S	1.0	0	0	0	0	0	1	0/0
6/27	LAD.	0-15	ND	1.0	2	0	0	0	0	1	0/0
6/28	LAD.	6-4	S	1.0	1	0	0	0	0	0	0/0
6/29	LAD.	1-0	S	1.0	1	0	0	0	0	0	0/0
JUNE TOTALS			1-0	10.0	8	1	1	1	3	7	0.90 ERA
7/2	Mil.	7-8	L	0.2	5	4	4	0	0	0	0/0
7/3	Mil.	9-7	ND	0.1	2	0	0	0	0	0	0/0
7/5	T.B.	3-2	ND	0.2	2	1	1	1	1	0	0/0
7/7	@CWS.	6-2	ND	1.0	0	0	0	0	0	0	0/0
7/8	@CWS.	8-5	S	1.0	0	0	0	0	0	0	0/0
7/10	@CWS.	6-3	S	1.0	1	0	0	0	0	0	0/0
PRE-ASG TOTALS			2-4	38.2	38	19	19	6	5	21	4.42 ERA
7/15	K.C.	1-2	L	1.0	2	2	2	1	1	0	0/0
7/18 (1)	Cle.	2-5	ND	1.0	1	1	1	1	0	0	0/0
7/19	Cle.	2-1	ND	0.2	0	0	0	0	0	0	1/0
7/20	Cle.	7-5	W	0.2	0	0	0	0	0	0	1/0
7/24	Det.	2-5	ND	1.0	1	0	0	0	0	0	0/0
7/26	@Tex.	9-8	ND	1.0	3	0	0	0	0	1	0/0
7/27	@Tex.	7-2	ND	0.2	1	0	0	0	0	1	2/0
7/31	@Oak.	3-7	ND	1.0	1	0	0	0	0	1	0/0
JULY TOTALS			1-2	11.2	18	8	8	3	2	2	6.17 ERA
8/2	@LAA.	1-5	ND	1.0	0	0	0	0	0	0	0/0
8/5	CWS.	3-5	ND	0.2	2	1	1	0	0	0	0/0
8/8	Bos.	6-8	ND	0.2	0	0	0	0	0	0	3/0
8/9	Bos.	3-4	L	0.1	1	1	1	0	2	0	0/0
8/13	@Cle.	1-3	ND	0.2	0	0	0	0	0	1	1/0
8/15	@Det.	9-6	ND	0.1	0	0	0	0	0	0	0/0
8/17	@Det.	6-5	W	1.0	0	0	0	0	0	0	3/1
8/18	NYY.	4-8	ND	0.1	2	2	2	0	1	0	0/0
8/20	NYY.	9-4	ND	1.0	1	1	1	1	0	1	0/0
8/22	Bal.	1-4	ND	1.0	0	0	0	0	0	1	0/0
8/24	Bal.	1-6	ND	1.0	1	0	0	0	0	0	0/0
8/25	Bal.	1-6	ND	1.2	0	0	0	0	0	1	0/0
8/27	Det.	4-6	ND	1.1	1	0	0	0	0	1	2/1
8/29	@CWS.	0-3	ND	0.2	2	1	1	0	0	0	0/0
8/31	@CWS.	7-6	ND	1.0	1	0	0	0	0	0	0/0
AUGUST TOTALS			1-0	13.0	13	4	3	1	4	10	2.08 ERA
9/3	@LAA	6-10	ND	1.0	2	0	0	0	0	0	0/0
9/5 (1)	CWS	1-2	ND	1.0	0	0	0	0	0	2	0/0
9/7	CWS	5-4	ND	1.0	1	0	0	0	0	0	0/0
9/10	@Det.	2-3	ND	1.0	1	0	0	0	1	1	0/0
9/17	Cle.	4-10	ND	0.2	3	2	2	0	2	0	0/0
9/20	Sea.	4-5	ND	1.1	0	0	0	0	0	2	2/0
9/23	@Cle.	5-6	L	0.0	1	1	1	1	0	0	0/0
9/24 (2)	@Cle.	6-7	ND	0.2	1	0	0	0	1	0	2/2
9/27	K.C.	7-4	ND	0.2	0	0	0	0	0	0	2/0
SEPTEMBER TOTALS			0-1	7.1	9	3	3	1	4	6	3.68 ERA
POST-ASG TOTALS			2-3	27.0	28	12	12	4	8	13	4.00 ERA
SEASON TOTALS			4-7	65.2	66	31	31	10	13	34	4.25 ERA

ALEXI CASILLA

INFIELDER

Height: 5-9

Bats: S

Born: 7/20/84 in San Cristobal, DR

Resides: San Cristobal, DR

Acquired: Trade with Los Angeles (AL), 12/9/05

M.L. Service: 4 years, 38 days

Contract Status: Signed thru 2011

Weight: 185

Throws: R



12

PERSONAL: Alexi Lora Casilla (pronounced kuh-SEE-ya)...wife Dalkis (Febriel)...son Alexi Jr. (10/15/09)...2003 graduate of Enedia Pueblo Renville (DR) High School.

2011:

- Made the Twins Opening Day roster as the Twins shortstop...went 1-for-3 with a double and an rbi in his first game, April 1 at Toronto.
- Batted just .169 (13-for-77) from April 2-May 14, but batted .331 (39-for-118) from May 15-June 21...also batted .288 (70-for-243) from May 15 through the rest of the season.
- Tied a career-high with four hits, June 4 at Kansas City (last done in 2007).
- Scored nine runs in a 10-game span, June 9-21...recorded an rbi in five of eight games, June 11-21.
- Hit his first and second homer (in back-to-back games), June 19 vs. San Diego and June 21 at San Francisco.
- Recorded his 50th career stolen base (second of the game), July 26 at Texas.
- Set a new single-season career-high with his 16th double, July 18 vs. Cleveland (Game 2)...recorded seven doubles in his final 13 games, July 17-August 12, including two two-double games: July 20 vs. Cleveland and July 27 at Texas...finished the season with 21 doubles.
- Batted .423 (11-for-26) with a .448 on-base percentage and five multi-hit games in a six-game stretch, July 6-14.
- Placed on the 15-day disabled list with a right hamstring strain, July 29...reinstated, August 12.
- Played in one game August 12 at Cleveland but reaggravated his right hamstring and was placed on the 15-day disabled list again, August 13...played in one rehab game, August 29 with Single-A Ft. Myers but did not return to the Twins.
- Played in 92 games defensively for the Twins, 56 games (53 starts) at second base and 36 games (all starts) at shortstop.
- Transferred to the 60-day disabled list when the Twins claimed right-handed pitcher Esmerling Vasquez off waivers from Arizona, September 27.
- Reinstated from the 60-day disabled list, October 14.

2010: Made the Twins Opening Day roster for the second time in his career and second time in as many seasons...played 3.0 innings in center field, making the first outfield appearance of his career, May 23 vs. Milwaukee...recorded one putout...placed on the disabled list and had surgery to remove bone chips in right elbow, June 1-July 21...played in 14 rehab games with GCL Twins, Ft. Myers and New Britain...became Twins regular second baseman after the club placed Orlando Hudson on the disabled list, July 25...batted .296 (8-for-27) with seven runs scored, two triples, one home run and five rbi in his first six games in that role...scored three runs and drove in three runs, going 2-for-4 with a triple, July 26 at Kansas City...first home run of the season, July 30 vs. Seattle...finished July batting .321 (9-for-28) in seven games...had first career four-rbi game, going 2-for-5 with a double, August 6 at Cleveland...played in 61 games in the field for the Twins, 30 at shortstop (20 starts), 24 at second base (16 starts), six at third base (one start) and one in center field...had game-winning walk-off single, driving in two runs in the bottom of the ninth, October 2 vs. Toronto and tied a season and career-high with four rbi in the game...played in the Dominican Winter Leagues with Gigantes del Cibao, batting .303 (47-for-155) with five doubles, two triples, two home runs, 18 rbi and 17 walks in 40 games.

2009: Made the Twins Opening Day roster for the first time in his career as the Twins starting second baseman...hit walk-off single, April 7 vs. Seattle off Brandon Morrow...hit safely in four of his first five games, including a three-hit game, April 10 at Chicago (AL)...optioned to Triple-A Rochester, May 6...played in 20 games for the Red Wings, batting .316 (25-for-79) with three triples, eight rbi, five walks and six stolen bases before being recalled by Minnesota, May 29...played in 10 games for the Twins and was optioned back to Rochester after the Twins reinstated Nick Punto from the 15-day DL...recalled by Minnesota, July 12...had season-high five-game hit-streak (including four multi-hit games), going 9-for-17 (.529), August 21-25...hit a walk-off rbi-single in the bottom of the 12th inning, in the AL Central tiebreaker game, October 6 vs. Detroit.

2008: Began season at Triple-A Rochester and hit safely in each of his first three games (4-for-13)...appeared in 32 games, making 19 starts at shortstop and 10 at second base before being recalled, May 11...hit first Major League home run off Scott Feldman and first career three rbi game, May 19 vs. Texas...drove in two more runs the following day vs. Texas, as he went 2-for-4 with a walk...hit safely in five consecutive games, going 8-for-22 (.364), May 22-27...went 3-for-5 with a double and rbi, June 5 vs. Baltimore...had 13-game hit-streak, going 19-for-52 (.365), May 29-June 11...career-high 14-game hit-streak, going 21-for-56 (.375) with four doubles and 11 rbi, June 20-July 7...hit safely in 10 of 11 games, going 18-for-50 (.360), July 9-23...placed on 15-day disabled list with torn ligament in right thumb, July 30...reinstated from the disabled list, August 21 (missed 20 games)...hit his fifth home run of the season, August 23 at Los Angeles (AL) off Jon Garland...went 2-for-4 with a home run, three rbi and two runs scored, August 31 at Oakland...recorded his 10th three-hit game of the season (3-for-4), September 10 vs. Kansas City...hit his seventh home run, a ninth-inning two-run game tying home run off Tampa's Dan Wheeler, September 18 (triggered a five-run ninth that led to a Twins 11-8 win)...game-winning walk-off rbi-single in the bottom in the 10th vs. Chicago (AL) on September 25 off Bobby Jenks, moving the Twins into first place with three games to play...started 93 games for the Twins including 92 at second base and one at shortstop...his 50 rbi were the most for a Twins second baseman since Todd Walker had 62 in 1998...winner of the Charles O. Johnson Award, given to the Most Improved Twin.

2007: Began season at Triple-A Rochester...recalled April 10 and appeared in 13 games before being optioned back to Rochester, May 1...hit safely in six of seven games, going 10-for-28 (.357), May 4-9...had six-game hit-streak, going 9-for-21 (.429), May 14-19...had seven-game hit-streak, going 13-for-29 (.448), June 8-15...had four-hit game (including three doubles), June 17 at Louisville...had eight-game hit-streak, going 14-for-36 (.389), July 12-19...finished hitting .337 (32-for-95) vs. lefties at Rochester...recalled, July 31...had three-hit game, August 14 at Seattle...had a career-high four hits September 3 vs. Cleveland.

2006: Started the season at Single-A Ft. Myers...had a nine-game hit-streak, April 6-14, and went on to hit safely in 19 of his first 20 games...went 37-for-113 (.327) in May and stole 12 bases...hit safely in 20 of his final 22 games with the Miracle before being promoted to Double-A New Britain, July 14...his only home run of the year came July 24 vs. Trenton...stole a season-high three bases on two occasions, including July 27 when he singled and walked three times...hit .302 vs. lefties while at New Britain and grounded into just one double play in 45 games...posted a .442 batting average (19-for-43) with runners in scoring position...earned a September call up and appeared in his first Major League game as a pinch-hitter September 1 at New York (AL)...recorded first Major League hit off Luke Hudson, September 29...won Sherry Robertson Award for Twins' Minor League Player of the Year...ranked fastest baserunner, best defensive second baseman and most exciting player in the Florida State League by *Baseball America*...ranked 15th-best prospect in the Eastern League and 18th-best prospect in the Florida State League by *Baseball America*...ranked seventh-best prospect in the Twins' organization by *Baseball America* entering the 2007 season.

2005: Appeared in seven games for Double-A Arkansas from April 9-26...promoted to Triple-A Salt Lake on April 30...spent the majority of the season with Single-A Cedar Rapids...hit safely in 16 of 17 games from May 27-June 15...during the span, went 28-for-73 (.384) with nine stolen bases...had a season high 22-game hit-streak from July 10-August 5 where he hit .463 (38-for-82), including a 5-for-5 game, July 30 vs. Dayton...finished with a .345 average at home with Cedar Rapids...acquired from Los Angeles (AL) in exchange for pitcher J.C. Romero, December 9.

2004: Started the season in the Arizona League and hit safely in seven of his first eight games before being promoted to Cedar Rapids on July 4...hit safely in five of nine games before rejoining the AZL Angels...had three-or-more hits on three occasions...was second in league in stolen bases.

2003: Played 33 games in the Dominican Summer League...stole 28 bases in 30 attempts.

PROFESSIONAL: Signed by Los Angeles (AL) as non-drafted free agent, February 21, 2003...signed by scout Leo Perez.

CASILLA'S GAME HIGHS									
2011					CAREER				
Hits: 4, 6/4 at K.C.		HR: 1, 2x, last 6/21 at S.F.				Hits: 4, 2x, last 6/4/11 at K.C.		HR: 1, 10x, last 6/21/11 at S.F.	
RBI: 2, 2x, last 7/9 at CWS.		Grand Slams: - -				RBI: 4, 2x, last 10/2/10 vs. Tor.		Grand Slams: - -	
Hit-Streak: 7, 7/5-14		SB: 2, 2x last 7/26 at Tex.				Hit-Streak: 14, 6/20-7/7/08		SB: 2, 3x last 7/26/11 at Tex.	



CASILLA'S PLAYING RECORD																			
YEAR	CLUB	AVG	G	AB	R	H	2B	3B	HR	RBI	SH	SF	HB	BB	SO	SB	CS	E	OBP
2003	DSL Angels	.298	33	124	21	37	3	2	0	15	2	0	4	16	14	28	2	7	.396
2004	AZL Angels	.258	45	163	29	42	1	4	0	10	2	2	4	15	10	24	8	6	.332
	Provo	.333	4	12	4	4	1	1	0	1	0	0	1	4	0	1	0	1	.529
	Cedar Rapids	.310	9	29	6	9	2	1	0	1	0	0	0	5	4	1	1	2	.412
2005	Arkansas	.211	7	19	4	4	0	0	0	4	0	0	0	2	3	1	1	3	.286
	Salt Lake	.256	13	39	3	10	0	0	0	1	4	0	0	3	6	1	1	2	.310
	Cedar Rapids	.325	78	308	62	100	11	3	3	17	3	1	6	29	31	47	12	15	.392
2006	Ft. Myers	.331	78	323	56	107	12	6	0	33	3	1	2	30	36	31	6	16	.390
	New Britain	.294	45	170	28	50	10	1	1	13	7	0	4	18	20	19	4	5	.375
	MINNESOTA	.250	9	4	1	1	0	0	0	0	0	0	0	2	1	0	0	0	.500
2007	Rochester	.269	84	320	53	86	13	1	3	20	6	1	4	34	50	24	12	10	.345
	MINNESOTA	.222	56	189	15	42	5	1	0	9	5	1	0	9	29	11	1	10	.256
2008	Rochester	.219	32	96	11	21	3	0	0	2	4	1	2	18	18	4	3	5	.350
	Beloit	.571	2	7	2	4	0	0	0	1	0	0	0	2	1	0	1	0	.667
	MINNESOTA	.281	98	385	58	108	15	0	7	50	13	6	2	31	45	7	2	12	.333
2009	MINNESOTA	.202	80	228	25	46	7	3	0	17	2	1	3	22	36	11	0	5	.280
	Rochester	.340	40	156	21	53	3	4	2	17	2	2	0	11	23	9	6	6	.379
2010	GCL Twins	.143	5	14	1	2	1	0	0	0	0	0	0	3	0	0	0	1	.294
	Ft. Myers	.167	3	12	0	2	0	0	0	1	0	0	0	2	2	1	1	0	.286
	New Britain	.350	6	20	1	7	0	0	0	0	0	0	0	3	1	1	0	0	.435
	MINNESOTA	.276	69	152	26	42	7	4	1	20	4	1	0	13	17	6	1	5	.331
2011	Ft. Myers	.000	1	2	0	0	0	0	0	0	0	0	0	0	0	0	0	0	.000
	MINNESOTA	.260	97	323	52	84	21	4	2	21	8	3	3	28	45	15	4	11	.322
Minor League Totals		.296	485	1814	302	538	60	23	9	136	33	8	27	195	219	192	58	77	.370
Major League Totals		.252	409	1281	177	323	55	12	10	117	32	12	8	105	173	50	8	43	.310

CASILLA'S FIELDING RECORD									
POSITION	PCT	G	PO	A	E	TC	DP	PB	
Second Base	.975	303	541	797	34	1372	197	—	
Shortstop	.969	77	93	184	9	286	43	—	
Third Base	1.000	6	1	2	0	3	0	—	
Outfield	1.000	1	1	0	0	1	0	—	
Totals	.974	387	336	983	43	1662	240	—	

CASILLA'S DIVISION SERIES RECORD									
YEAR	OPPONENT	AVG	G	AB	R	H	2B	3B	HR
2009	New York (AL)								DID NOT PLAY
2010	New York (AL)								DID NOT PLAY

MICHAEL CUDDYER

OUTFIELDER/INFIELDER

5

Height: 6-2

Bats: R

Born: 3/27/79 in Norfolk, VA

Resides: Ft. Myers, FL

Acquired: 1st round (9th overall), 1997 First-Year Player Draft

M.L. Service: 8 years, 157 days

Contract Status: Signed thru 2011

Weight: 221

Throws: R



PERSONAL: Michael Brent Cuddyer (pronounced kuh-DIE-er)...wife Claudia (Rente)...son Casey Jonathan (6/20/08)...1997 graduate of Great Bridge (VA) High School where he also played basketball and football...named to All-State baseball team during junior and senior seasons...set school records for home runs (12), hits (34), and rbi (47) in his junior season...was Virginia's Player of the Year, Gatorade Player of the Year and selected to *USA Today's* All-Star team in 1997...played for USA Junior National Team in 1996-97...was high school teammate of Boston's 1997 first round draft pick John Curtice...dedicates time and service on the Twins Community Fund Board of Directors...was 2006 Carl R. Pohlad (Outstanding Community Service) and Charles O. Johnson (Most Improved Twin) Award winner and the Twins nominee for the Roberto Clemente Award...helped secure \$250,000 grant through the Pepsi Refresh Project to benefit the Rolling Twins and Courage Center.

2011:

- Recorded his 10th career four-hit game and tied a career-high in hits, going 4-for-4, April 12 vs. Kansas City.
- Homered in consecutive games, April 20 and 21 at Baltimore.
- Recorded his 999th career hit, tying him with Bob Allison for 14th on the Twins All-Time list, May 23 vs. Seattle.
- Recorded his 1,000th career hit, May 27 vs. Los Angeles (AL), becoming the 14th player in club history to record 1,000 hits and second during the 2011 season (Morneau).
- Homered in consecutive games June 3 and 4 at Kansas City.
- Set a career-high with three stolen bases, June 15 vs. Chicago (AL), becoming just the 13th player in club history (29th time) to steal three bases in a game and first since Luis Castillo, August 9, 2006 at Detroit...Ben Revere later stole three bases, September 14.
- Hit a solo home run, June 16 vs. Chicago (AL) off Mark Buehrle which was the deciding run in a Twins 1-0 victory...the homer marked the second time in Cuddyer's career that he homered in a 1-0 game, joining Harmon Killebrew (three times) and Steve Braun (twice) as the only Twins in franchise history to homer in a 1-0 win more than once. (Elias Sports Bureau).
- Tied his single-season career-high with his seventh steal, June 22 at San Francisco...set a new single-season career-high with his eighth steal, July 26 at Texas.
- Season-high 12-game hit-streak, with seven multi-hit games during that stretch, June 9-23...doubled eight times and drove in 12 runs during that span.
- Batted .226 (21-for-93) in 25 games in April and .300 (27-for-90) in 23 games in May...batted .323 (30-for-93) in 26 games in June and .336 (37-for-110) in 29 games in July.
- Named to the American League All-Star team as a reserve for the first time in his career - also Twins lone representative...recorded one hit-less at-bat, flying out to right-field off San Francisco's Brian Wilson...played 2.0 innings at first base.
- Became the fifth different position player (eighth time) and first since John Moses (July 31, 1990 vs. California) to pitch in a game, tossing 1.0 scoreless inning with two hits and one walk allowed in the Twins 20-6 loss, July 25 at Texas.
- His 25 rbi in July were tied for third-most in baseball and second-most in the AL...recorded 16 rbi in a 14-game stretch, July 2-July 18.
- Hit his fifth career grand slam and recorded his sixth career two-homer game, August 3 at Los Angeles (AL)...tied a career-high and set a season-high with five rbi...the grand slam was one of two for the Twins on the season (Tosoni, September 27 vs. Kansas City).
- Scored his 600th career run (second of the game), September 14 at Kansas City...also stole his 50th career base in that game...he became the third Twin in club history - joining Kirby Puckett and Tony Oliva - to amass 1,000 hits, 200 doubles, 100 home runs, 500 rbi, 600 runs, 400 walks and 50 stolen bases in a Twins uniform.
- He became the 10th active American Leaguer to amass 1,000 hits, 200 doubles, 100 home runs, 500 rbi, 600 runs, 400 walks and 50 stolen bases over their careers...the nine other players include Johnny Damon, Carlos Guillen, Torii Hunter, Derek Jeter, Melvin Mora, Magglio Ordonez, Alex Rodriguez, Vernon Wells and Michael Young.
- Batted .311 (47-for-151) off left-handed pitchers and .272 (103-for-378) off right-handed pitchers.
- Led the Twins in hits, runs scored, doubles, home runs and walks.
- Was one of nine players in the American League to collect 150 hits, 25 doubles, 20 home runs, 70 rbi, 70 runs scored and 10 stolen bases...the others being Asdrubal Cabrera, Jacoby Ellsbury, Jeff Francoeur, Alex Gordon, Curtis Granderson, Ian Kinsler, Dustin Pedroia and Ben Zobrist...National Leaguers to post those numbers include Ryan Braun, Matt Kemp and Justin Upton.
- Played in 141 games defensively for the Twins: 77 in right field (73 starts), 46 at first base (41 starts), 17 at second base (all starts) and made one relief appearance.
- Was nominated for the Hank Aaron Award, recognized around Major League Baseball for the best offensive performer from each league.

2010: Started the season with a five-game hitting streak...drove in the first run in Target Field history with an rbi-single, April 12 vs. Boston...homered in consecutive games, April 14-15 vs. Boston...hit his 110th career home run, tying Roy Smalley for 11th place on the Twins All-Time home run list, April 21 vs. Cleveland...passed Smalley on May 3 vs. Detroit, hitting the 111th of his career, moving into sole possession of 11th place...tied a career-high with three walks, May 21 vs. Milwaukee and May 30 vs. Texas...played 77 games at first base, July 7-October 3, in Justin Morneau's absence (concussion)...hit safely in a career-high 15 straight games, batting .349 (.22-for-63) with four doubles, one triple, one home run and eight rbi, July 16-31...the 15 games also marked a team-high in 2010...finished July batting .317 (.33-for-104) in 26 games...scored his 500th career run, July 24 at Baltimore...Collected his 900th career hit, August 5 at Tampa Bay...became the 10th player in club history with 200-plus doubles in a Twins uniform, August 10 vs. Chicago (AL)...was tied for eighth in the American League with 20 rbi in August...tied Roy Smalley for 10th place on the Twins All-Time rbi list with the 485th of his career, August 18 vs. Chicago (AL)...passed Smalley and moved into sole possession of 10th place with his 486th career rbi, August 21 vs. Los Angeles (AL)...Collected his 500th career rbi, September 5 vs. Texas, becoming the 10th Twin in club history to reach 500-plus rbi in a Twins uniform...Homered in back-to-back games, September 19 and 20 vs. Oakland...became the 15th player in Twins history to play in 1,000 career games, October 3 vs. Toronto...his seven home runs at Target Field were the third-most by a Twin (Jim Thome - 15, Jason Kubel - 8)...was given the Bob Allison Leadership Award (second consecutive) and Mike Augustin Award for "Media Good Guy," voted on by the Twin Cities chapter of the BBWAA.

2009: Hit his first home run, April 16 vs. Toronto...homered in three of four games, May 18-22, including homers in three consecutive games, May 20-22 with 10 rbi in those three...had back-to-back four-hit games, May 21 at Chicago (AL) and May 22 vs. Milwaukee when he hit for the cycle, becoming the second Twin to accomplish that feat in 2009 (Kubel, April 17 vs. LAA)...Kubel and Cuddyer became the first teammates to hit for the cycle in the same season versus Vladimir Guerrero and Brad Wilkerson of the Expos in 2003...batted .312 (.34-for-109) with eight home runs, 26 rbi and 23 runs scored in May...third four-hit game of season, July 20 at Oakland...went 4-for-5 with two home runs, three rbi and three runs scored, August 9 at Detroit...became the first Twin to hit two home runs in one inning, August 23 at Kansas City...fifth career two-homer game (third of the season), September 1 vs. Chicago (AL)...moved from rightfield to first base, September 13 when Justin Morneau went out for the season with a back injury...named American League Player of the Week, batting .292 (.7-for-24) with two doubles, five runs scored, 11 rbi, four multi-rbi games and a slugging percentage of .875 in six games, September 14-20...hit 100th career homer, September 14 vs. Cleveland...hit his 30th home run of the season, September 25 at Kansas City...was named the Pepsi Major League Baseball Clutch Performer of the Month for September...hit his 32nd and final home run of the season, October 4 vs. Kansas City...set a Twins monthly record in September/October with 29 rbi between the two months...finished tied for sixth in the American League in extra-base hits (73), ninth in total bases (306), 10th in home runs (32), and 15th in slugging percentage (.520)...was one of 14 players in the majors this season with over 150 hits, 30 doubles, 30 home runs, 90 runs scored and 90 rbi...he is also one of just six Twins in club history to accumulate those numbers...was given the Charles O. Johnson Award for Most Improved Twin and the Bob Allison Award for leadership and determination by the Twin Cities Baseball Writers Association.

2008: Hit safely in eight consecutive games, going 11-for-30 (.367), April 4-May 3...disabled with dislocated and lacerated right index finger, April 5-24...recorded two outfield assists, April 25 at Texas...had two outfield assists for the second time, May 30 vs. New York (AL)...disabled with strained tendon in left index finger (retro to June 28), June 30-September 13...began rehab assignment at Triple-A Rochester, August 5...suffered a fracture of the second metatarsal on the left foot during a rehab game at Triple-A Rochester, August 8...reinstated from disabled list, September 13...went 1-for-3 with a double in the tie-breaker game on September 30 at Chicago (AL), one of just two Twins hits.

2007: Homered in consecutive games, May 13-15 and again May 25-26...third career four-hit game (first of season) and third career five-rbi game, May 26 vs. Toronto...finished the month of May with a .430 on-base percentage...tied season-high 10-game hit-streak, going 13-for-40 (.325), June 9-19...fourth career four-hit game (second of season), July 12 vs. Oakland...fifth career four-hit game (third of season), July 18 vs. Detroit...placed on 15-day disabled list with a sprained right thumb, July 19-August 3...fourth career grand slam, August 22 vs. Seattle...hit game-tying home run in the ninth inning, September 17 vs. Texas...led American League and tied for Major League lead in outfield assists (19).

2006: Had pinch-hit two-run walk-off homer in 10th inning, April 19 vs. Los Angeles (AL)...reached base safely in 20 consecutive games, April 27-May 20...tied career-high with three doubles, May 9 at Texas...first career five-rbi game, May 20 at Milwaukee...hit .312 (.29-for-93) with 19 rbi and nine multi-hit games in May...second career grand slam and tied career-high five rbi, June 7 at Seattle...third career grand slam, June 10 vs. Baltimore...hit game-tying, two-out, rbi-triple in the 8th inning off Milwaukee's Derrick Turnbow and later scored the winning run, July 1...second career four-hit game, August 24 at Baltimore...finished August hitting .311 (.33-for-106) with six home runs and 24 rbi in 28 games...recorded his 100th rbi of the season September 14 at Cleveland, becoming the 51st player in franchise history to accomplish the feat...scored his 100th and 101st run, September 27 vs. Kansas City, becoming the 18th player in franchise history to record both 100 runs and 100 rbi in the same season...won Charles O. Johnson Award as Most Improved Twin and Carl R. Pohlad Community Service Award.

2005: Career-high 13-game hit-streak, going 18-for-47 (.383), May 9-24...disabled with bruised left hand, July 2-July 17...began rehab assignment with Rochester, July 15...first career two-homer game, August 3 vs. Oakland...first career four-hit game and tied season-high four rbi, September 21 at Oakland...had six-game hit-streak, going 8-for-23 (.348), September 26-October 1...made 93 starts at third base, 18 in outfield, six at second base and three at first base...was fourth on club in doubles and homers, fifth in hits, tied for fifth in walks and was sixth in games...established career-highs in nearly all offensive categories...had surgery to repair lateral meniscus tear in right knee, October 4.

2004: Had seven-game hit-streak, going 8-for-26 (.308), April 8-22...homered in consecutive games, April 26-May 2...had game-winning single in 9th inning, June 8 vs. New York (NL)...homered in consecutive games, July 22-25...tied season-high three hits, July 25 at Baltimore...season-high nine-game hit-streak, going 13-for-32 (.406), September 12-20...homered in consecutive games, September 16-17.

2003: Had two-run pinch-hit homer off Billy Koch, April 26 at Chicago (AL)...season-high five-game hit-streak, 6-for-14 (.429), May 1-September 1...optioned May 9...disabled with strained left hamstring, May 30-June 15 and July 7-August 1...had 11-game hit streak, July 4-August 9...had four-hit game, August 20 vs. Scranton/Wilkes-Barre...recalled August 31...had game winning homer, September 24 vs. Cleveland...had game-winning homer in 11th inning, September 26 at Detroit...finished tied for sixth among American League rookies in triples.

2002: Began season at Edmonton...Twins' Minor League Player of the Month for June, going 36-for-113 (.319) with five doubles, three triples, 12 homers and 34 rbi in 29 games...selected to Triple-A All-Star Game...named to *Baseball America's* Mid-Season Triple-A All-Star team...recalled July 12...first Major League homer off Jamie Walker, July 20 at Detroit...first career grand slam off Dan Wright and tied season-high four rbi, August 1 vs. Chicago (AL)...optioned August 17...recalled August 30...tied season-high three hits, September 28 vs. Chicago (AL)...rated best batting prospect, second-best prospect in Pacific Coast League and second-best prospect among all minor league outfielders by *Baseball America*...rated third-best prospect in the Twins' organization by *Baseball America* entering the 2003 season.


2001: Began season at Double-A New Britain...Twins' Minor League Player of the Month for June...named Most Valuable Player in Double-A All-Star Game, July 11 at Round Rock...Twins' Minor League Player of the Week, August 19-25...led club in home runs, walks and runs scored, second in doubles and rbi, and third in at-bats and hits...was second in league in on-base percentage and extra-base hits, third in home runs and runs, fourth in doubles and slugging percentage, and eighth in batting...contract selected, September 18...made Major League debut and doubled off Chuck Finley for first Major League hit, September 23 vs. Cleveland...selected to Eastern League's postseason All-Star team...rated best infield arm and fourth-best prospect in EL and named to Double-A postseason All-Star team by *Baseball America*...won Sherry Robertson Award as Twins' Minor League Player of the Year...played for Grand Canyon in the Arizona Fall League.

2000: Had two-homer game and season-high four rbi, August 10 at Norwich...led club in games and at-bats, tied for lead in doubles and triples, was second in runs, hits and walks, and was third in rbi...was third in league in games and tied for fourth in triples...ranked Twins' second-best prospect and tenth-best prospect in EL by *Baseball America*.

1999: Twins' Minor League Player of the Week, April 17-23...had 32-game errorless-streak, May 31-July 18...played for Team USA in Futures game, July 11 at Boston...led club in runs, rbi and walks, tied for lead in hits, was second in batting, home runs and stolen bases and was third in games, at-bats and doubles...tied for league lead in walks and was fourth in on-base percentage (.403)...ranked third-best prospect in Florida State League and league best defensive third baseman by *Baseball America*...played for Grand Canyon in the Arizona Fall League.

1998: Started in Midwest League All-Star Game, June 23 at Clinton...had five consecutive multi-hit games, July 19-23...led club in games, at-bats, runs, hits, total bases (224), doubles, home runs, rbi and walks...tied for second in league in extra-base hits (56), was fourth in doubles and tied for fifth in total bases...ranked Twins best prospect and fifth-best prospect in Midwest League by *Baseball America*.

PROFESSIONAL: Signed by scout John Wilson.

CUDDYER'S GAME HIGHS																					
2011										CAREER											
Hits: 4, 4/12 vs. K.C.					HR: 2, 8/3 at LAA.						Hits: 4, 10x, last 4/12/11 vs K.C.						HR: 2, 6x, last 8/3/11 at LAA.				
RBI: 5, 8/3 at LAA.					Hit Streak: 12, 6/9-23						RBI: 5, 5x, last 8/3/11 at LAA.						Hit-Streak: 15, 7/16-31/10				
Grand Slams: 1, 8/3 at LAA.					SB: 3, 6/15 vs. CWS						Grand Slams: 5, last 8/3/11 at LAA.						SB: 3, 6/15/11 vs. CWS				
CUDDYER'S PLAYING RECORD																					
YEAR	CLUB	AVG	G	AB	R	H	2B	3B	HR	RBI	SH	SF	HB	BB	SO	SB	CS	E	OBP		
1998	Ft. Wayne	.276	129	497	82	137	37	7	12	81	0	4	10	61	107	16	7	61	.364		
1999	Ft. Myers	.298	130	466	87	139	24	4	16	82	2	6	10	76	91	14	4	28	.403		
2000	New Britain	.263	138	490	72	129	30	8	6	61	6	2	12	55	93	5	4	34	.351		
2001	New Britain	.301	141	509	95	153	36	3	30	87	0	3	6	75	106	5	9	28	.395		
	MINNESOTA	.222	8	18	1	4	2	0	0	1	0	0	0	2	6	1	0	1	.300		
2002	Edmonton	.309	86	330	70	102	16	9	20	53	0	3	3	36	79	12	7	7	.379		
	MINNESOTA	.259	41	112	12	29	7	0	4	13	1	1	1	8	30	2	0	1	.311		
2003	MINNESOTA	.245	35	102	14	25	1	3	4	8	0	0	0	12	19	1	1	1	.325		
	Rochester	.306	53	186	25	57	17	0	3	34	0	6	1	25	49	5	4	1	.381		
	GCL Twins	.800	2	5	1	4	0	0	1	3	0	0	0	1	1	0	0	1	0	.857	
2004	MINNESOTA	.263	115	339	49	89	22	1	12	45	2	1	3	37	74	5	5	10	.339		
2005	MINNESOTA	.263	126	422	55	111	25	3	12	42	1	3	3	41	93	3	4	15	.330		
	Rochester	.111	3	9	1	1	0	0	0	0	0	0	0	3	1	2	0	0	.333		
2006	MINNESOTA	.284	150	557	102	158	41	5	24	109	0	6	10	62	130	6	0	5	.362		
2007	MINNESOTA	.276	144	547	87	151	28	5	16	81	0	5	7	64	107	5	0	4	.356		
2008	MINNESOTA	.249	71	249	30	62	13	4	3	36	0	0	5	25	40	5	1	2	.330		
	Rochester	.300	4	10	3	3	2	0	0	1	0	0	0	3	3	0	0	0	.462		
2009	MINNESOTA	.276	153	588	93	162	34	7	32	94	0	2	6	54	118	6	1	6	.342		
2010	MINNESOTA	.271	157	609	93	165	37	5	14	81	0	4	4	58	93	7	3	6	.336		
2011	MINNESOTA	.284	139	529	70	150	29	2	20	70	0	3	4	48	95	11	1	7	.346		
Minor League Totals		.290	686	2502	436	725	162	31	88	402	8	24	43	335	529	59	36	159	.380		
Major League Totals		.272	1139	4072	606	1106	239	35	141	580	4	25	43	411	805	52	16	58	.343		
CUDDYER'S FIELDING RECORD																					
POSITION	PCT	G	PO	A	E	TC	DP	PB													
Pitcher	1.000	1	0	0	0	0	0	—													
First Base	.993	210	1659	95	12	1766	158	—													
Second Base	.986	79	105	187	4	296	32	—													
Third Base	.943	171	99	278	23	400	23	—													
Outfield	.985	680	1217	55	19	1291	10	—													
Totals	.985	1141	3080	615	58	3753	223	—													
CUDDYER'S DIVISION SERIES RECORD																					
YEAR	OPPONENT	AVG	G	AB	R	H	2B	3B	HR	RBI	SH	SF	HB	BB	SO	SB	CS	E	OBP		
2002	Oakland	.385	5	13	1	5	1	0	0	1	0	0	0	3	3	0	0	0	.500		
2003	New York (AL)	.250	1	4	0	1	0	0	0	1	0	0	0	0	3	0	0	0	.250		
2004	New York (AL)	.467	4	15	1	7	0	0	0	2	0	0	0	0	3	0	2	0	.467		
2006	Oakland	.250	3	12	2	3	0	0	1	1	0	0	0	0	2	0	0	1	.250		
2009	New York (AL)	.429	3	14	0	6	0	0	0	1	0	0	0	0	2	0	0	1	.429		
2010	New York (AL)	.182	3	11	1	2	1	0	1	2	0	0	0	0	4	0	0	0	.182		
Division Series Totals		.338	19	69	5	24	2	1	2	8	0	0	0	3	17	0	2	2	.375		
CUDDYER'S LEAGUE CHAMPIONSHIP SERIES RECORD																					
YEAR	OPPONENT	AVG	G	AB	R	H	2B	3B	HR	RBI	SH	SF	HB	BB	SO	SB	CS	E	OBP		
2002	Anaheim	.200	3	5	0	1	0	0	0	0	0	0	0	1	1	0	0	0	.333		
CUDDYER'S ALL-STAR GAME RECORD																					
YEAR	HOST	AVG	G	AB	R	H	2B	3B	HR	RBI	SH	SF	HB	BB	SO	SB	CS	E	OBP		
2011	Arizona	.000	1	1	0	0	0	0	0	0	0	0	0	0	0	0	0	0	.000		

SCOTT DIAMOND

LEFT-HANDED PITCHER

58

Height: 6-3

Bats: L

Born: 7/30/86 in Guelph, Ontario, CA

Resides: Guelph, Ontario, CA

Acquired: Selected in Rule 5 Draft, 12/9/10

M.L. Service: 38 days

Contract Status: Signed thru 2011

Weight: 215

Throws: L



PERSONAL: Scott Michael Diamond...2004 graduate of Centennial CVI in Guelph, Ontario...attended SUNY-Binghamton where he played three seasons, going 5-3, 3.45 (62.2 ip, 24 er) with 42 strikeouts, 16 walks and four complete games in 12 starts in his senior season (2007)...named 2005 All-Conference Selection and named to the All-Rookie Team...is second in the school's history in starts (37) and complete games (10).

2011:

- Began the season with Triple-A Rochester...made his first start, allowing three runs (one earned) on three hits in 5.0 innings and did not factor into the decision, April 10 vs. Scranton/Wilkes-Barre.
- Earned his first win, allowing two runs on two hits in 6.0 innings with one walk and three strikeouts, April 27 vs. Buffalo.
- Had his contract selected by Minnesota, July 18 as the Twins placed Francisco Liriano on the 15-day disabled list...was 4-8, 4.70 (92.0 ip, 48 er) in 17 starts for the Red Wings as the time of his call-up.
- Made his Major League debut in the second game of a double-header, July 18 vs. Cleveland...did not factor into the decision as he allowed four runs (three earned) on seven hits in 6.1 innings pitched with two walks, one strikeout and one home run allowed.
- Optioned to Triple-A, July 21 when Kevin Slowey was reinstated from the 15-day disabled list.
- Went 0-6, 8.13 (31.0 ip, 28 er) in six starts for the Red Wings, July 24-August 20...recalled by Minnesota, August 26.
- Earned his first Major League victory, allowing three runs on three hits in 6.0 innings with three walks and five strikeouts, August 31 at Chicago (AL).
- His 123.0 innings pitched and 23 starts for Rochester were the third-most on their staff...his 14 losses were tied with teammate Eric Hacker for the most in the International League.
- Was named to the 2011 Arizona Fall League, pitching for the Mesa Solar Sox, making his first appearance in the AFL.


2010: Began the season with Double-A Mississippi...won his first game in his sixth start, May 8, pitching 8.0 scoreless innings with three hits allowed, no walks and a career-high of 11 strikeouts...recorded his second win on May 18 vs. West Tenn, allowing one run on five hits in 8.0 innings with 10 strikeouts...struck out 43 batters in 39.2 innings in May...went 1-1, 2.97 (30.1 ip, 10 er) in five June starts...transferred to Triple-A Gwinnett, July 13...allowed six earned runs in 3.0 innings in his first start, July 16 at Buffalo, but allowed eight earned runs in 49.1 innings in his next eight starts, July 21-August 30, for an ERA of 1.46...tossed a complete game shutout, allowing two hits with one walk and eight strikeouts, August 30 vs. Norfolk.

2009: Spent the entire season with Double-A Mississippi...led the M-Braves and ranked sixth among Braves minor league pitchers with 111 strikeouts...ranked seventh among Braves minor starting pitchers in ERA (3.50) and was 10th in innings pitched (134.1)...selected to the South League All-Star team...pre-season, played for Team Canada in the World Baseball Classic, making one appearance vs. Italy, allowing one run on three hits in 3.0 innings pitched with one walk and one strikeout.

2008: Began the season with Single-A Rome...named the Braves Pitcher of the Month in April, after going 2-0 with a 2.60 ERA in five starts...transferred to Single-A Myrtle Beach, May 20...named South Atlantic League Pitcher of the Week, April 27 after winning both of his starts April 21 and 26...his 12 wins were tied for first in the Carolina League...named Pelicans Pitcher of the Month for June, going 4-1, with a 3.19 ERA...named Myrtle Beach Pitcher of the Year...led the Braves organization and ranked tied for fifth among all minor league pitchers with 15 wins...was second in the organization with 152.2 innings pitched and fifth with 123 strikeouts...ranked the 26th-best prospect in the Braves organization by *Baseball America*, following the season.

PROFESSIONAL: Signed by the Atlanta Braves as an undrafted free agent, August 23, 2007...signed by scouts, Paul Faulk and Lonnie Goldberg.

DIAMOND'S GAME HIGHS

2011			CAREER	
IP: 6.1, 2x, last 8/26 vs. Det.	Walks: 4, 9/11 at Det.		IP: 6.1, 2x, last 8/26/11 vs. Det.	Walks: 4, 9/11/11 at Det.
SO: 5, 8/31 at CWS.	CG: - -		SO: 5, 8/31/11 at CWS.	CG: - -
Win-Streak: 1, 8/31	Low-Hit: - -		Win-Streak: 1, 8/31/11	Low-Hit: - -

DIAMOND'S PITCHING RECORD																			
YEAR	CLUB	W-L	ERA	G	GS	CG	SH	SV	IP	H	R	ER	HR	HB	BB	SO	WP	BK	BAA
2008	Rome	3- 1	3.08	9	9	0	0	0	52.2	47	20	18	2	1	11	38	1	0	.240
	Myrtle Beach	12- 2	2.79	17	15	1	1	0	100.0	95	42	31	6	4	28	85	6	0	.245
2009	Mississippi	5-10	3.50	23	23	0	0	0	131.0	152	68	51	5	2	53	111	4	0	.294
2010	Mississippi	4- 6	3.52	17	17	0	0	0	102.1	113	45	40	4	2	39	90	6	0	.288
	Gwinnett	4- 1	3.36	10	10	1	1	0	56.1	53	25	21	2	1	15	33	4	0	.260
2011	Rochester	4-14	5.56	23	23	2	0	0	123.0	158	85	76	11	1	36	90	4	1	.311
	MINNESOTA	1- 5	5.08	7	7	0	0	0	39.0	51	25	22	3	0	17	19	3	0	.317
Minor League Totals		32-34	3.77	99	97	4	2	0	565.1	618	285	237	30	11	182	447	25	1	.280
Major League Totals		1- 5	5.08	7	7	0	0	0	39.0	51	25	22	3	0	17	19	3	0	.317

DIAMOND'S FIELDING RECORD								
POSITION	PCT	G	PO	A	E	TC	DP	PB
Pitcher	1.000	7	1	3	0	4	0	—

DIAMOND'S WORLD BASEBALL CLASSIC RECORD																			
YEAR	CLUB	W-L	ERA	G	GS	CG	SH	SV	IP	H	R	ER	HR	HB	BB	SO	WP	BK	BAA
2009	Canada	0- 0	3.00	1	0	0	0	0	3.0	3	1	1	0	0	1	1	0	0	.300

DIAMOND'S DAY-BY-DAY												
Date	Opp.	Score	Dec.	IP	H	R	ER	HR	BB	SO	Left Game or IR/IRS	
7/18	Cle.	3-6	L	6.1	7	4	2	1	2	1	Trailing 3-2	
JULY TOTALS				0-1	6.1	7	4	2	1	2	4.26 ERA	
8/26	Det.	1-8	L	6.1	10	5	4	0	1	3	Trailing 3-1	
8/31	@CWS.	7-6	W	6.0	3	3	3	1	3	5	Leading 7-3	
AUGUST TOTALS				1-1	12.1	13	8	7	1	4	5.11 ERA	
9/5	CWS.	0-4	L	5.0	8	2	2	0	2	4	Trailing 2-0	
9/11	@Det.	1-2	L	6.0	7	2	1	0	4	4	Trailing 2-0	
9/19	@NYY.	4-6	L	4.0	10	5	5	1	3	1	Trailing 5-1	
9/24	@Cle.	6-7	ND	5.1	6	4	4	0	2	1	Leading 3-0	
SEPTEMBER TOTALS				0-3	20.1	31	13	12	1	11	5.31 ERA	
POST-ASG TOTALS				1-5	39.0	51	25	22	3	17	5.08 ERA	
SEASON TOTALS				1-5	39.0	51	25	22	3	17	5.08 ERA	

BRIAN DINKELMAN

OUTFIELDER/INFIELDER

26

Height: 5-11

Bats: L

Born: 11/10/83 in Centralia, IL

Resides: Irvington, IL

Acquired: 8th round, 2006 First-Year Player Draft

M.L. Service: 38 days

Contract Status: Signed thru 2011

Weight: 195

Throws: R



PERSONAL: Brian Adam Dinkelman...2002 graduate of Centralia (IL) High School where he also played basketball and golf...2006 graduate of McKendree College (IL).

2011:

- Started the season with Triple-A Rochester...batted .296 (56-for-189) with 15 doubles, one triple, one home run and 10 rbi in 50 games in his first stint with the Red Wings.
- Recorded a season-high 11-game hitting streak, May 1-13...batted .340 (35-for-103) in 26 games in May.
- Had his contract selected by Minnesota, June 3...made his Major League debut, batting sixth and playing left field, June 4 at Kansas City...recorded his first Major League hit, a single off Luke Hochevar in the sixth inning...finished the game 1-for-3.
- Recorded his first Major League rbi, driving in two runs with a single off Colby Lewis, June 11 vs. Texas.
- Played in six games for the Twins before being outrighted to Triple-A Rochester, June 16.
- Played in 77 games for the Red Wings before having his contract selected again by Minnesota, September 5.
- Recorded a career-high four hits, going 4-for-5, September 18 vs. Cleveland.
- Recorded 12 hits (all singles) in a span of 22 plate appearances, September 17-21.
- Recorded his first career stolen base, September 20 vs. Seattle.
- Played in 21 games defensively, playing 11 games (all starts) at second base, five games (all starts) in left field and five games (two starts) in right field.

2010: Was an invite to Minnesota's Spring Training...spent the season with Triple-A Rochester...hit his first home run of the season, April 19 vs. Pawtucket...batted .312 (44-for-141) with eight extra-base hits (all doubles) off left-handed pitching...led the club in games, at-bats, hits, doubles and total bases...committed just six errors on the season, playing games in left field, right field and second base for the Red Wings.

2009: Spent entire season at Double-A New Britain...went 10-for-23 (.435) as Twins' Minor League Player of the Week, May 1-7...batted .362 (38-for-105) with 20 rbi in 28 May games...batted .344 (33-for-96) with four homers and 22 rbi in 29 August games...had 39 multi-hit games for the Rock Cats...led the club in games, at-bats, hits, doubles and walks, was second in on-base percentage...finished second in the Eastern League in doubles, fourth in on-base percentage and seventh in batting average...named to the Eastern League Postseason All-Star team.

2008: Began season at Single-A Ft. Myers...batted .319 (29-for-91) in 25 April games...collected 22 multi-hit games, including four three-hit games...named to the Florida State League All-Star team...promoted to Double-A New Britain, June 16.

2007: Began season at Single-A Beloit...selected to the Midwest League All-Star game...batted .338 (23-for-68) in 19 June games...promoted to Single-A Ft. Myers, June 22...batted .407 (11-for-27) with 10 runs scored, two home runs and six rbi and the Twins' Minor League Player of the Week, July 20-26...batted .351 (33-for-94) with 26 runs scored, three home runs and 10 rbi as the Twins' Minor League Player of the Month for July...voted "Mightiest Miracle Player," an award voted on by fans to name their favorite Miracle player.

2006: Spent his first professional season at Rookie-Level Elizabethton...hit his first professional home run, July 3 vs. Greeneville...was third on club and eighth in the Twins organization in batting...led club in rbi and was tied for second in home runs.

AMATEUR CAREER: Was named 2006 NAIA Conference Player of the Year and led his club (McKendree College) in hits (92), runs (82), doubles (34), home runs (17), rbi (65), and stolen bases (26)...he is the NAIA All-Time leader in career hits (373), doubles (96), runs scored (303) and total bases (670)...was twice named NAIA First-Team All-American selection...named American Midwest Conference Player of the Year for three consecutive years...twice named NAIA Region-V Player of the Year and a four-time First-Team All-Conference and All-Region selection.

PROFESSIONAL: Signed by scout Bill Milos.

DINKELMAN'S GAME HIGHS

2011

Hits: 4, 9/18 vs. Cle.
RBI: 2, 6/11 vs. Tex.
Hit-Streak: 5, 9/17-21

HR: - -
Grand Slams: - -
SB: 1, 2x, last 9/21 vs. Sea.



CAREER

Hits: 4, 9/18/11 vs. Cle.
RBI: 2, 6/11/11 vs. Tex.
Hit-Streak: 5, 9/17-21/11

HR: - -
Grand Slams: - -
SB: 1, 2x, last 9/21/11 vs. Sea.

DINKELMAN'S BATTING RECORD

YEAR	CLUB	AVG	G	AB	R	H	2B	3B	HR	RBI	SH	SF	HB	BB	SO	SB	CS	E	OBP
2006	Elizabethton	.298	46	188	24	56	11	0	4	32	2	1	2	10	29	2	1	3	.338
2007	Beloit	.283	67	240	48	68	16	6	7	21	2	1	5	30	34	10	0	5	.373
	Ft. Myers	.255	64	247	56	63	7	4	6	21	4	0	5	36	43	8	3	6	.361
2008	Ft. Myers	.293	63	232	44	68	18	2	2	19	1	0	8	33	28	10	1	4	.399
	New Britain	.247	52	198	26	49	14	2	2	21	2	1	5	10	24	2	2	7	.299
2009	New Britain	.296	129	459	62	136	38	2	8	65	10	5	13	55	73	5	6	7	.383
2010	Rochester	.265	137	525	58	139	32	2	8	54	6	3	6	52	99	9	4	13	.336
2011	Rochester	.243	127	469	54	114	27	1	3	41	1	4	7	45	93	7	2	5	.316
	MINNESOTA	.301	23	73	5	22	1	0	0	4	0	0	1	4	14	2	0	0	.346
Minor League Totals		.271	685	2558	372	693	163	19	40	274	28	15	51	271	423	53	19	43	.351
Major League Totals		.301	23	73	5	22	1	0	0	4	0	0	1	4	14	2	0	0	.346

DINKELMAN'S FIELDING RECORD

POSITION	PCT	G	PO	A	E	TC	DP	PB
Second Base	1.000	11	24	32	0	56	8	—
Outfield	1.000	10	20	0	0	20	0	—
Totals	1.000	21	44	32	0	76	8	—

BRIAN DUENSING

LEFT-HANDED PITCHER

52

Height: 6-0

Bats: L

Born: 2/22/83 in Marysville, KS

Resides: Omaha, NE

Acquired: 3rd round, 2005 First-Year Player Draft

M.L. Service: 2 year, 104 days

Contract Status: Signed thru 2011

Weight: 207

Throws: L



PERSONAL: Brian Matthew Duensing (pronounced DONE-sing)...wife Lisa (Blunk)...2001 graduate of Millard South (NE) High School...attended the University of Nebraska where he was Collegiate Baseball Honorable Mention All-American, Big 12 All-Freshman Team and NCAA Lincoln All-Regional Team in 2002...pitched for Team USA in 2008 Olympic Games in Beijing, China.

2011:

- Named to the Twins Opening Day roster as the club's number five starter...made his first start, April 5 at New York (AL), allowing four runs on six hits in 7.0 innings and did not factor into the decision.
- Earned his first victory, April 17 at Tampa Bay, allowing two runs on seven hits in 7.0 innings.
- Went 2-1, 2.91 (34.0 ip, 11 er) in five starts in April and 0-4, 8.76 (24.2 ip, 24 er) in six games (five starts) in May.
- Lost five straight decisions, April 30-25 before tossing 8.0 shutout innings, June 5 at Kansas City.
- Tossed his second career complete game shutout, allowing six hits, walking four and striking out seven, July 4 vs. Tampa Bay.
- Recorded his 200th career strikeout, fanning Ramon Castro in the fifth inning, July 9 at Chicago (AL).
- Set a career-high with nine strikeouts in 6.2 innings, August 13 at Cleveland...was dealt the loss in that start, allowing three runs on nine hits.
- Was not available to pitch from September 4-13 with a right oblique strain...he injured it in the second inning of a start, September 3 at Los Angeles (AL).
- Held left-handed batters to a .217 (38-for-175) batting average with seven extra-base hits while righties hit .330 (155-for-470) with 64 extra-base hits allowed.
- Committed four fielding errors on the season after entering 2011 having committed none.
- Led the Twins staff in losses but ranked second on the staff in innings pitched, starts and strikeouts.

2010: Started the season on the Twins' Opening Day roster for the second consecutive season...began the season in the bullpen and went 3-1, 1.67 (43.0 ip, 8 er) with nine holds in 39 appearances...did not allow a run in 10 consecutive appearances (9.1 ip), April 17-May 12...recorded his first career plate appearance, June 24 at Milwaukee and was struck out by Yovani Gallardo...was inserted into the Twins starting rotation (July 23), at the time of his move to the rotation, he ranked eighth in the American League in ERA for relievers (1.67), second among lefties and his .214 opponent batting average ranked fifth among lefty relievers...first batters faced in relief went 1-for-36 (.028)...he made his first start of season, July 23 at Baltimore and did not factor into the decision, allowing one run on four hits in 5.0 innings, with no walks and three strikeouts...recorded first win of season as a starter, allowing two runs on eight hits in 6.0 innings, July 28 at Kansas City...pitched a three-hit, complete game shutout, the first of his career, August 14 vs. Oakland...became just the third Twins lefty to pitch a shutout since 2002, joining Eric Milton (August, 2002) and Johan Santana (June, 2007)...earned his seventh victory of the season, allowing one run on seven hits in 8.0 innings, August 20 vs. Los Angeles (AL)...set a season-high with seven strikeouts, tossing 8.0 innings, allowing one run on six hits with no walks, September 8 vs. Kansas City...recorded his 10th win, allowing three runs on six hits in 6.0 innings in a Twins 9-3 victory, September 20 vs. Cleveland...won five consecutive decisions, July 18-August 20, and eight of nine decisions, July 18-September 20...was 7-2, 3.05 (85.2 ip, 29 er) in 13 starts and 3-1, 1.80 (45.0 ip, 9 er) in 40 relief appearances...was one of two pitchers in Major League Baseball to make 40-or-more relief appearances and 10-or-more starts (Hisanori Takahashi - NYM).

2009: Started season on the Twins Opening Day roster for the first time in his career...appeared in one game for the Twins, making his Major League debut in relief, April 10 at Chicago (AL) allowing two earned runs on two hits in 3.0 innings with no walks...optioned to Triple-A Rochester, April 14...made 13 starts for the Red Wings...pitched 7.0 innings in three straight starts, May 18-29...tossed 8.0 innings and allowed one run on six hits, earning the win, June 26 vs. Colorado Springs...recalled by Minnesota, July 7...made first career start, July 29 vs. Chicago (AL), allowing two runs on three hits in 5.0 innings...earned his first Major League win, August 22 at Kansas City, allowing two runs on six hits in 5.0 ip while walking one...second career victory, allowing one run on three hits in 7.0 innings, striking out eight, August 28 vs. Texas...tossed 7.0 shutout innings, September 2 vs. Chicago (AL)...earned the win with 7.0 shutout innings, September 13 vs. Oakland...went 5-0, 1.88 (43.0 ip, 9 er) in seven starts from August 22-September 23...posted an .833 (5-1) winning percentage from August 22 until the end of the season, tying him for fourth-best in the American League during that span...his 2.78 ERA (35.2 ip, 11 er) in September was the seventh-lowest in the A.L. (six starts)...went 0-1, 5.17 (31.1 ip, 18 er) in 15 relief appearances and 5-1, 2.73 (52.2 ip, 16 er) in nine starts...started Game 1 of the ALDS, October 7 at New York (AL), allowing five runs on seven hits in 4.2 innings, becoming the third rookie in club history to start a postseason game.

2008: Spent entire season at Triple-A Rochester...lost his first two starts of the year despite posting a 2.31 ERA (11.2 ip, 3 er)...earned his first win April 14 vs. Syracuse allowing three runs in 5.2 innings...posted a 2.75 ERA (36.0 ip, 11 er) over his first six starts...went 1-0 with a 0.90 ERA (20.0 ip, 2 er) in three starts from May 30-June 9...did not allow a run in back-to-back starts June 4 and 9 (15.0 innings)...earned his fifth win of the season with 6.0 scoreless innings, July 4 vs. Buffalo...pitched for the 2008 USA Olympic Team, July 28-August 27...posted a 1-0 record with a 1.17 ERA (7.2 ip, 1 er) and a .125 batting-average-against in four Olympic appearances...earned the win August 16 vs. Team Canada as he tossed 3.1 scoreless innings of relief in a 5-4 win for Team USA...he struck out three and did not walk a batter...he entered the game trailing 4-3 in the sixth inning with the bases loaded and two outs...he struck out Adam Stern to end the inning...returned to the Red Wings and made

his only relief appearance of the season, August 29 (2.0 scoreless innings)...made his final start, September 1 vs. Buffalo tossing 5.1 innings allowing three runs...went 3-2 with a 3.39 ERA over 12 home appearances (11 starts).

2007: Began season at Double-A New Britain...allowed three runs-or-less in first six starts, going 3-0, 2.14 (33.2 ip, 8 er), April 9-May 9...season-high 8.0 innings, May 4 vs. Trenton...promoted to Rochester, May 30...was 4-1, 2.19 (37.0 ip, 9 er) in five starts, May 30-June 27...season-high six-game win-streak, going 6-0, 2.44 (44.1 ip, 12 er) in seven starts, July 7-August 8...named Twins' Minor League Player of the Week, August 3-9...tied season-high nine strikeouts, August 27 vs. Pawtucket...tied for second in all of the minors with three complete games...was tied for ninth in all of minor league baseball with 15 wins...was third in International League in earned run average and tied for third in wins...ranked the 18th-best prospect in the Eastern League by *Baseball America*...rated eighth-best prospect in the Twins' organization by *Baseball America* entering the 2008 season.

2006: Began season at Single-A Beloit...was 2-0, 1.70 (42.1 ip, 8 er) in six starts, April 18-May 16...tossed 6.0-plus innings in eight consecutive starts, April 18-May 28...pitched season-high 9.0 innings in complete game shutout, May 10 at West Michigan...promoted to Single-A Ft. Myers, June 6...tossed 6.0-plus innings in six consecutive starts, June 9-July 6...promoted to Double-A New Britain, July 14...tied season-high eight strikeouts, July 23 at Erie...was eighth in Twins' organization in earned run average (3.49).

2005: Spent first professional season at Rookie Level Elizabethton...was 1-0, 1.13 (8.0 ip, 1 er) in three appearances (one start), July 5-15...did not allow a run in two of three appearances (two starts), going 2-0, 2.19 (12.1 ip, 3 er), August 6-11...tossed season-high 7.0 innings, August 11 at Danville...tied season-high nine strikeouts, August 24 at Bristol.

PROFESSIONAL: Signed by scout Mark Wilson.

DUENSING'S GAME HIGHS									
2011					CAREER				
IP: 9.0, 7/4 vs. T.B.	Walks: 4, 3x, last 7/4 vs. T.B.				IP: 9.0, 2x, last 7/4/11 vs. T.B.	Walks: 4, 8x, last 7/4/11 vs. T.B.			
SO: 9, 8/13 at Cle.	CG: 1, 7/4 vs. T.B.				SO: 9, 8/13/11 at Cle.	CG: 2, last 7/4/11 vs. T.B.			
Win-Streak: 3, 6/28-7/17	Low-Hit: 6, 7/4 vs. T.B.				Win-Streak: 5, 2x, last 7/18-8/20/10	Low-Hit: 3, 8/14/10 vs. Oak.			



DUENSING'S PITCHING RECORD																			
YEAR	CLUB	W-L	ERA	G	GS	CG	SH	SV	IP	H	R	ER	HR	HB	BB	SO	WP	BK	BAA
2005	Elizabethton	4- 3	2.32	12	9	0	0	0	50.1	49	19	13	4	0	16	55	6	0	.249
2006	Beloit	2- 3	2.94	11	11	0	0	0	70.1	68	26	23	3	1	14	55	1	0	.257
	Ft. Myers	2- 5	4.24	7	7	0	0	0	40.1	47	25	19	4	0	8	33	1	0	.296
	New Britain	1- 2	3.65	10	9	0	0	0	49.1	51	29	20	6	1	18	30	0	0	.277
2007	New Britain	4- 1	2.66	9	9	0	0	0	50.2	47	19	15	2	1	7	38	0	0	.240
	Rochester	11- 5	3.24	19	19	3	1	0	116.2	115	54	42	13	5	30	86	1	0	.261
2008	Rochester	5-11	4.28	25	24	0	0	0	138.2	150	75	66	16	5	34	77	4	0	.278
2009	MINNESOTA	5- 2	3.64	24	9	0	0	0	84.0	84	37	34	7	3	31	53	1	0	.263
	Rochester	4- 6	4.66	13	13	0	0	0	75.1	87	40	39	2	2	19	44	2	0	.298
2010	MINNESOTA	10- 3	2.62	53	13	1	1	0	130.2	122	42	38	11	3	35	78	1	0	.247
2011	MINNESOTA	9-14	5.23	32	28	1	1	0	161.2	193	102	94	21	1	52	115	3	0	.299
Minor League Totals		33-36	3.61	106	101	3	1	0	591.2	614	287	237	50	15	146	418	15	0	.270
Major League Totals		24-19	3.97	109	50	2	2	0	376.1	399	181	166	39	7	118	246	5	0	.274

DUENSING'S FIELDING RECORD								
POSITION	PCT	G	PO	A	E	TC	DP	PB
Pitcher	.953	109	21	60	4	85	3	—

DUENSING'S BATTING RECORD															
BATTING	AVG	AB	R	H	2B	3B	HR	RBI	SH	SF	HB	BB	SO	SB	OBP
Career	.000	5	0	0	0	0	0	0	0	0	0	0	4	0	.000

DUENSING'S DIVISION SERIES RECORD																		
YEAR	OPPONENT	W-L	ERA	G	GS	CG	SH	SV	IP	H	R	ER	HR	HB	BB	SO	WP	BK
2009	New York (AL)	0- 1	9.64	1	1	0	0	0	4.2	7	5	5	1	0	1	3	1	0
2010	New York (AL)	0- 1	13.50	1	1	0	0	0	3.1	7	5	5	1	0	1	1	0	0
Division Series Totals		0- 2	11.25	2	2	0	0	0	8.0	14	10	10	2	0	2	4	1	0

DUENSING'S DAY-BY-DAY											
Date	Opp.	Score	Dec.	IP	H	R	ER	HR	BB	SO	Left Game or IR/IRS
4/5	@NYY.	5-4	ND	7.0	6	4	4	2	2	7	Tied 4-4
4/12	K.C.	4-3	ND	6.0	8	3	2	0	2	2	Tied 3-3
4/17	@T.B.	4-2	W	7.0	7	2	2	0	2	5	Leading 4-2
4/23	Cle.	10-3	W	7.0	5	1	1	0	1	3	Leading 10-1
4/30	@K.C.	2-11	L	7.0	8	3	2	1	2	6	Trailing 3-2
APRIL TOTALS			2-1	34	34	13	11	3	9	23	2.91 ERA
5/7	@Bos.	0-4	L	2.0	3	1	1	0	1	2	Trailing 1-0
5/10	Det.	2-10	ND	2.0	3	2	2	0	4	0	--
5/15	Tor.	3-11	L	3.0	8	7	7	1	2	1	Trailing 7-0
5/20	@Ari.	7-8	L	6.0	7	5	5	1	1	5	Trailing 3-2
5/25	Sea.	0-3	L	7.0	4	2	2	1	3	6	Trailing 3-0
5/31	@Det.	7-8	ND	4.2	9	6	6	0	2	5	Trailing 6-2
MAY TOTALS			0-4	24.2	34	24	24	3	13	19	8.76 ERA
6/5	@K.C.	6-0	W	8.0	6	0	0	0	1	4	Leading 6-0
6/10	Tex.	3-9	L	2.0	7	7	3	0	1	2	Trailing 7-0
6/17	S.D.	6-5	W	6.0	7	2	2	0	1	5	Leading 6-2
6/23	@S.F.	1-2	L	6.2	6	1	1	0	2	5	Trailing 2-0
6/28	LAD.	6-4	W	5.0	4	4	4	1	4	0	Leading 6-4
JUNE TOTALS			3-2	27.2	30	14	10	1	9	19	3.25 ERA
7/4	T.B.	7-0	W	9.0	6	0	0	0	4	7	First CG
7/9	@CWS.	3-4	ND	7.0	5	2	2	1	1	2	Leading 2-1
PRE-ASG TOTALS			6-7	102.1	109	53	47	8	36	70	4.13 ERA
7/17	K.C.	4-3	W	6.1	7	3	3	1	0	2	Leading 4-3
7/22	Det.	2-8	L	4.2	9	7	7	2	1	7	Trailing 5-1
7/27	@Tex.	7-2	W	6.2	7	1	1	0	1	6	Leading 4-1
JULY TOTALS			3-1	33.2	34	13	13	4	7	24	3.48 ERA
8/2	@LAA.	1-5	L	6.0	8	5	5	2	2	3	Trailing 5-1
8/7	CWS.	0-7	L	6.1	9	5	4	2	1	4	Trailing 4-0
8/13	@Cle.	1-3	L	6.2	9	3	3	1	2	9	Trailing 3-1
8/18	NYY.	4-8	L	5.0	10	6	6	3	1	1	Trailing 6-2
8/23	Bal.	1-8	L	2.0	9	7	7	1	1	2	Trailing 7-0
8/28	Det.	11-4	W	6.0	7	4	3	0	3	4	Leading 7-4
AUGUST TOTALS			1-5	32.0	52	30	28	9	10	23	7.88 ERA
9/3	@LAA.	6-10	ND	1.1	3	5	5	1	2	0	Trailing 4-3
9/14	@K.C.	3-7	ND	1.0	1	0	0	0	0	1	0/0
9/17	Cle.	4-10	ND	1.0	0	0	0	0	0	1	0/0
9/20	Sea.	4-5	L	1.1	2	1	1	0	1	1	0/0
9/24	@Cle.	2-8	ND	5.0	3	2	2	0	1	4	Trailing 2-1
SEPTEMBER TOTALS			0-1	9.2	7	5	5	1	1	5	7.50 ERA
POST-ASG TOTALS			3-7	59.1	84	49	47	13	16	45	7.13 ERA
SEASON TOTALS			9-14	161.2	193	102	94	21	52	115	5.23 ERA

PHIL DUMATRAIT

LEFT-HANDED PITCHER

Height: 6-2
Bats: R
Born: 7/12/81 in Bakersfield, CA
Resides: Bakersfield, CA
Acquired: Signed as free agent, 11/17/10
M.L. Service: 3 years, 14 days
Contract Status: Signed thru 2011

Weight: 210
Throws: L



54

PERSONAL: Phillip Anthony Dumatrait (pronounced doo-MAH-tray)...wife, Krista...son Maddox (4/8/06) and daughter Jaclynn (1/30/09)...1999 graduate of Ridgeview (CA) High School...attended Bakersfield Junior College in 2000, going 8-4 with a 3.30 ERA and 123 strikeouts.

2011:

- Was an invite to Twins Spring Training...reassigned to minor league camp, March 28...started the season with Triple-A Rochester.
- Pitched in 15 games for the Red Wings, going 0-1, 1.15 (15.2 ip, 2 er) with four saves, 11 walks and 12 strikeouts...had his contract selected by Minnesota, May 16.
- Made his first appearance, allowing one run in 1.1 innings of relief, May 16 at Seattle...it marked his first appearance in the Majors since October 4, 2009 at Cincinnati, as a member of the Pirates.
- Allowed just one run in 10 games (7.2 innings pitched) from May 19-June 8 for an ERA of 1.17 in that span.
- Earned his first career save, June 8 at Cleveland in his 53rd career Major League appearance.
- Earned his first win of the season, tossing 1.0 scoreless inning of relief, July 3 vs. Milwaukee...his first Major League win since June 8, 2008 vs. Arizona as a member of the Pirates.
- Set a single season career-high with his 22nd appearance, July 19 vs. Cleveland...finished with 45 appearances.
- Did not allow an earned run in 12 consecutive appearances (10.0 ip), July 18-August 13.
- Season-high three strikeouts, September 18 vs. Cleveland, fanning three of his five batters faced.
- Held left-handed batters to a .237 (18-for-76) batting average while righties batted .310 (27-for-87).

2010: Signed a minor league contract with Detroit and began the season with Triple-A Toledo...pitched in eight games for the Mud Hens (all starts)...won each of his final three starts, May 4-15, posing a 1.50 ERA (18.0 ip, 3 er) during that span...held left-handed batters to a .163 (8-for-49) batting average with two extra-base hits, while righties batted .286 (32-for-112)...placed on the temporarily inactive list, May 19...reinstated and released, May 21...signed with the LG Twins of the Korea Baseball Organization...he was one of just two non-Korean players on the roster and the only American.

2009: Began the season on Pittsburgh's disabled list, recovering from left shoulder surgery...went on rehab assignment, pitching with GCL Pirates, Single-A State College, Double-A Altoona and Triple-A Indianapolis, July 21-August 19...reinstated from 15-day disabled list, August 21 and pitched in relief for the Pirates, going 0-2, 6.92 (13.0 p, 10 er) in 15 relief appearances.

2008: Spent the season with Pittsburgh, making his first Opening Day roster...earned his first Major League victory, tossing 5.2 scoreless innings with three hits allowed, one walk and five strikeouts, May 7 vs. San Francisco...set a season-high with nine strikeouts, May 29 at Cincinnati...placed on 15-day disabled list with left shoulder tendinitis, June 20...reinstated July 7 and made one start before being placed back on the 15-day disabled list, July 8 through the end of the season...underwent arthroscopic surgery on his left shoulder, August 8...went 3-3, 5.74 (58.0 ip, 37 er) in 11 starts and 0-1, 3.92 (20.2 ip, 9 er) in 10 relief appearances.

2007: Began the season with Triple-A Louisville...named Louisville Pitcher of the Month for April after going 4-0, 0.63 (28.2 ip, 2 er) in five starts...his 0.63 in the month led the International League while his four wins tied him for first...was named to the International League mid-season All-Star team...recalled by the Reds, August 2 and made his Major League debut, starting that night at Washington, allowing six runs on eight hits in 3.2 innings and was dealt the loss...pitched in three more games for the Reds, allowing 15 runs in 12.0 innings...optioned back to Louisville, August 21 and started one game for the Bats before being recalled by the Reds...pitched in two games in September, going 0-2, 17.36 (4.2 ip, 9 er) in those games...claimed off waivers by Pittsburgh, October 26.

2006: Began the season with Double-A Chattanooga...named Southern League Pitcher of the Week, April 24-30, going 2-0, 0.75 (12.0 ip, 1 er) with 14 strikeouts...set a season-high with 10 strikeouts, April 30 at Carolina...finished eighth in the Southern League in ERA for April (2.14 in four starts)...transferred to Triple-A Louisville, June 5...went 3-2, 2.93 (30.2 ip, 10 er) in five June starts...ranked 16th-best prospect in the Reds organization by *Baseball America* following the season...pitched in the Arizona Fall League with Phoenix, going 2-0, 5.49 (19.2 ip, 12 er) in seven games (five starts).

2005: Began the season with Single-A Sarasota and pitched in three games before being transferred to Double-A Chattanooga, April 23...was fourth in the Southern League with a 3.17 ERA...led the league with 13 wild pitches, while finishing third in losses (12) and walks allowed (70)...held left-handed batters to a .167 batting-average-against while righties hit .270...ranked 12th-best prospect in the Reds organization by *Baseball America* following the season.

2004: Missed the entire season after undergoing surgery to repair the torn ulnar collateral ligament in his left elbow, a procedure performed by Dr. Timothy Kremchek, April 12.

2003: Began the season with Single-A Sarasota...went 3-1, 2.37 (30.1 ip, 8 er) in six May starts...acquired by Cincinnati along with a player to be named later (pitcher, Tyler Pelland) and cash from Boston, in exchange for Scott Williamson, July 30...assigned to Single-A Potomac after

joining the Reds organization...went 3-0, 0.60 (30.0 ip, 2 er) in five July starts...went 3-1, 2.20 (32.2 ip, 8 er) in six August starts...finished second among all Florida State League starters with a .209 batting-average-against...ranked sixth-best prospect in the Reds' organization by *Baseball America* following the season.

2002: Began the season with Single-A Augusta...set a season-high with 11 strikeouts, May 10 vs. South Georgia...named South Atlantic League Pitcher of the Week, June 28-July 4 after going 1-0, 0.60 (15.0 ip, 1 er) in two starts...tossed a two-hit shutout, July 4 at Columbia...named to the South Atlantic League mid-season All-Star team...went 2-2, 1.91 (33.0 ip, 7 er) with 37 strikeouts in six July starts...rated as possessing the best breaking pitch in the South Atlantic League by *Baseball America*...transferred to Single-A Sarasota, August 2...ranked fifth-best prospect in the Red Sox organization and 20th-best in the South Atlantic League by *Baseball America* following the season.

2001: Began the season with the GCL Red Sox...named Gulf Coast League's Pitcher of the Week, August 13-19, going 2-0 with 11.0 scoreless innings and 16 strikeouts...set a season-high with 10 strikeouts, August 18 vs. GCL Orioles...transferred to Single-A Lowell, August 28...ranked seventh-best prospect in the Red Sox organization by *Baseball America* following the season.

2000: Pitched in his first professional season with the GCL Red Sox, appearing in six games, allowing six runs (three earned) on 10 hits in 16.1 innings pitched...ranked the 14th-best prospect in the Red Sox organization by *Baseball America* following the season.

PROFESSIONAL: Red Sox' first round pick (22nd overall) in the June 1997, First-Year Player Draft...signed by scout Ed Roebuck.

DUMATRAIT'S GAME HIGHS									
2011					CAREER				
IP: 2.1, 8/24 vs. Bal.	Walks: 2, 5x, last 9/26 vs. K.C.				IP: 7.0, 5/29/08 at Cin.	Walks: 7, 5/18/08 at CHC.			
SO: 3, 9/18 vs. Cle.	CG: - -				SO: 9, 5/29/08 at Cin.	CG: - -			
Win-Streak: 1, 7/3 vs. Mil.	Low-Hit: - -				Win-Streak: 1, 4x, last 7/3/11 vs. Mil.	Low-Hit: - -			

DUMATRAIT'S PITCHING RECORD																				
YEAR	CLUB	W-L	ERA	G	GS	CG	SH	SV	IP	H	R	ER	HR	HB	BB	SO	WP	BK	BAA	
2000	GCL Red Sox	0- 1	1.65	6	6	0	0	0	16.1	10	6	3	0	2	12	12	0	0	.172	
2001	GCL Red Sox	3- 0	2.76	8	8	0	0	0	32.2	27	10	10	0	0	9	33	1	0	.229	
	Lowell	1- 1	3.48	2	2	0	0	0	10.1	9	4	4	0	0	4	15	1	0	.225	
2002	Augusta	8- 5	2.77	22	22	1	1	0	120.1	109	44	37	5	5	47	108	7	0	.249	
	Sarasota	0- 2	3.86	4	4	0	0	0	14.0	10	9	6	0	0	15	16	2	0	.192	
2003	Sarasota	7- 5	3.02	21	20	0	0	1	104.1	74	41	35	4	4	59	74	4	0	.204	
	Potamac	4- 1	3.35	7	7	1	0	0	37.2	36	17	14	2	1	14	32	3	0	.248	
2004		INJURED - DID NOT PLAY																		
2005	Sarasota	0- 0	2.70	3	2	0	0	0	10.0	8	4	3	0	0	3	13	0	0	.211	
	Chattanooga	4-12	3.17	24	24	0	0	0	127.2	115	58	45	4	2	70	101	13	0	.245	
2006	Chattanooga	3- 4	3.62	10	10	0	0	0	49.2	39	24	20	4	1	22	45	3	1	.218	
	Louisville	5- 7	4.72	16	15	1	0	0	87.2	104	49	46	10	1	36	58	1	0	.301	
2007	Louisville	10- 6	3.53	22	22	0	0	0	125.0	114	57	49	10	6	49	76	1	0	.242	
	Cincinnati	0- 4	15.00	6	6	0	0	0	18.0	39	30	30	6	1	12	9	0	0	.448	
2008	Pittsburgh	3- 4	5.26	21	11	0	0	0	78.2	82	48	46	7	2	42	52	1	0	.271	
2009	GCL Pirates	0- 0	0.00	1	1	0	0	0	4.0	3	0	0	0	0	2	2	0	0	.214	
	State College	0- 1	3.60	1	1	0	0	0	5.0	5	4	2	1	0	0	4	0	0	.250	
	Altoona	0- 1	11.25	1	1	0	0	0	4.0	9	5	5	0	1	0	4	0	0	.450	
	Indianapolis	0- 2	4.20	4	2	0	0	0	15.0	16	11	7	2	0	4	5	0	0	.267	
	PITTSBURGH	0- 2	6.92	15	0	0	0	0	13.0	13	11	10	4	0	11	7	0	0	.250	
2010	Toledo	4- 1	3.16	8	8	0	0	0	42.2	40	19	15	3	4	18	17	1	0	.248	
	Rochester	0- 1	1.15	15	0	0	0	4	15.2	10	4	2	1	1	11	12	0	0	.179	
	MINNESOTA	1- 3	3.92	45	0	0	0	1	41.1	45	22	18	7	1	25	29	2	0	.276	
	Minor League Totals	53-56	3.66	190	170	3	1	5	883.1	821	424	359	56	31	412	656	37	1	.242	
Major League Totals		4-13	6.20	87	17	0	0	1	151.0	179	111	104	24	4	90	97	3	0	.296	

DUMATRAIT'S FIELDING RECORD									
POSITION	PCT	G	PO	A	E	TC	DP	PB	
Pitcher	1.000	87	9	18	0	27	1	—	

DUMATRAIT'S BATTING RECORD													
BATTING	AVG	AB	R	H	2B	3B	HR	RBI	SH	SF	HB	BB	SO
Career	.037	27	0	1	0	0	0	1	5	0	0	0	11
													0
													.037

DUMATRAIT'S DAY-BY-DAY

Date	Opp.	Score	Dec.	IP	H	R	ER	HR	BB	SO	Left Game or IR/IRS
5/16	@Sea.	2-5	ND	1.1	0	1	1	0	2	0	0/0
5/19	@Oak.	11-1	ND	1.0	0	0	0	0	0	0	0/0
5/20	@Ari	7-8	ND	0.1	0	0	0	0	0	0	1/0
5/21	@Ari.	6-9	ND	0.1	1	0	0	0	1	0	1/1
5/23	Sea.	7-8	ND	0.1	0	0	0	0	0	0	2/0
5/27	LAA.	5-6	ND	1.0	0	0	0	0	0	0	1/0
5/30	@Det.	5-6	ND	0.2	0	0	0	0	0	1	3/0
5/31	@Det.	7-8	L	1.1	1	1	1	0	1	0	3/0
MAY TOTALS			0-1	5.0	2	2	2	0	4	1	2.84 ERA
6/4	@K.C.	7-2	ND	0.2	0	0	0	0	1	1	0/0
6/7	@Cle.	0-1	ND	1.0	0	0	0	0	1	0	0/0
6/8	@Cle.	3-2	ND	1.0	1	0	0	0	0	0	0/0
6/22	@S.F.	1-5	ND	0.1	1	1	1	0	0	1	0/0
6/25	@Mil.	1-11	ND	2.0	2	3	3	1	1	2	0/0
6/27	LAD.	0-15	ND	1.0	2	2	2	2	0	0	0/0
JUNE TOTALS			0-0	6.0	6	6	6	3	3	4	9.00 ERA
7/2	Mil.	7-8	ND	0.1	0	0	0	0	0	0	1/0
7/3	Mil.	9-7	W	1.0	0	0	0	0	1	0	0/0
7/5	T.B.	3-2	ND	1.2	1	0	0	0	0	1	0/0
7/6	T.B.	5-12	ND	1.0	3	3	3	1	0	1	0/0
7/8	@CWS.	8-5	ND	1.0	1	0	0	0	0	0	0/0
PRE-ASG TOTALS			1-1	17.1	13	11	11	4	8	7	5.71 ERA
7/14	K.C.	8-4	ND	1.0	2	1	1	0	0	1	0/0
7/18 (2)	Cle.	3-6	ND	0.0	1	0	0	0	0	0	2/1
7/19	Cle.	2-1	ND	1.1	1	0	0	0	0	2	0/0
7/21	Det.	2-6	ND	1.0	0	0	0	0	1	1	0/0
7/23	Det.	4-1	ND	1.0	0	0	0	0	1	1	1/0
7/25	@Tex.	6-20	ND	1.2	3	0	0	0	1	2	2/2
7/28	@Tex.	1-4	ND	1.0	2	2	0	0	1	0	0/0
7/31	@Oak.	3-7	ND	2.0	1	0	0	0	1	1	0/0
JULY TOTALS			1-0	14.0	15	6	4	1	6	10	2.57 ERA
8/4	@LAA.	1-7	ND	1.0	0	0	0	0	0	1	0/0
8/5	CWS.	3-5	ND	0.1	0	0	0	0	0	0	3/0
8/8	Bos.	6-8	ND	0.1	2	0	0	0	1	0	0/0
8/9	Bos.	3-4	ND	0.0	1	0	0	0	0	0	3/1
8/13	@Cle.	1-3	ND	0.1	1	0	0	0	0	0	0/0
8/16	@Det.	1-7	ND	0.2	1	2	2	1	1	0	2/0
8/19	NY.Y.	1-8	ND	0.1	0	0	0	0	0	1	1/0
8/21	NY.Y.	0-3	L	2.0	2	1	1	0	2	1	0/0
8/24	Bal.	1-6	ND	2.1	3	0	0	0	0	1	2/0
8/26	Det.	1-8	ND	0.1	0	0	0	0	1	1	3/1
8/29	@CWS.	0-3	ND	0.1	0	0	0	0	0	1	1/0
AUGUST TOTALS			0-1	8.0	10	3	3	1	5	6	3.38 ERA
9/3	@LAA.	6-10	L	1.1	4	4	2	2	2	1	0/0
9/14	@K.C.	3-7	ND	0.0	2	0	0	0	0	0	2/1
9/16	Cle.	6-7	ND	1.1	2	0	0	0	2	1	2/1
9/18	Cle.	5-6	ND	1.0	1	0	0	0	1	3	0/0
9/21	Sea.	4-5	ND	0.2	2	0	0	0	0	1	1/1
9/23	@Cle.	5-6	ND	1.2	0	0	0	0	0	1	1/0
9/26	K.C.	3-7	ND	1.0	1	1	1	0	2	1	0/0
SEPTEMBER TOTALS			0-1	7.0	12	5	3	2	7	8	3.86 ERA
POST-ASG TOTALS			0-2	24.0	32	11	7	3	17	22	2.63 ERA
SEASON TOTALS			1-3	41.1	45	22	18	7	25	29	3.92 ERA

ERIC HACKER

RIGHT-HANDED PITCHER

Height: 6-1

Bats: S

Born: 3/26/83 in Dallas, TX

Resides: Dallas, TX

Acquired: Signed as free agent, 11/9/10

M.L. Service: 36 days

Contract Status: Signed thru 2011

Weight: 230

Throws: R



PERSONAL: Eric Lynn Hacker...wife Christine (Wells)...2002 graduate of Duncanville (TX) High School...was the starting quarterback in his senior year at Duncanville before breaking his foot in the second game of the season...2002 third-team Class 5A All-State pitcher in Texas, along with current Twins pitcher Jeff Manship.

2011:

- Was an invite to Twins Spring Training...optioned to Triple-A Rochester, March 14 and spent his first season in the Twins organization.
- Pitched in three games, making two starts for the Red Wings...was recalled by Minnesota, April 19.
- Made his season debut with 0.1 scoreless inning of relief with one hit allowed, April 18 at Baltimore.
- Appeared in his second and final game with the Twins, allowing one run (none earned) on two hits in 3.1 innings, April 27 vs. Tampa Bay.
- Optioned to Triple-A Rochester, April 27...made 23 appearances (all starts) for Rochester through the rest of the season.

2010: Spent the season with Triple-A Fresno...won each of his first five decisions for the Grizzlies and seven of his first eight, April 10-May 18...did not allow a home run in those eight starts (45.0 ip)...posted a record of 8-0 in 10 starts, July 4-August 20, improving his record to 16-5 at the time...dropped his final three starts, August 25-September 4, finishing the season at 16-8...tossed a season-high 8.1 innings, August 5 at Round Rock...posted a season-high of eight strikeouts three times: April 21 vs. Reno, April 27 at Portland and July 21 vs. Salt Lake...recorded 14 quality starts (29 total starts)...pitched 6.0-plus innings in 15 starts and 7.0-plus in seven starts...led the Pacific Coast League in wins and starts, was fourth in strikeouts and sixth in innings pitched...was the first pitcher since 2002 (Steve Randolph, Tucson) to win 15 games in the Pacific Coast League...first pitcher since 1995 to post at least 16 wins in the PCL, the previous being Donne Wall, winning 17 games for Tucson.

2009: Started the season at Double-A Trenton, making three starts, April 8-21...transferred to Scranton/Wilkes-Barre, April 25 and made three starts while there...was traded from New York (AL) to Pittsburgh, May 16 in exchange for pitcher Romulo Sanchez...started his first game for Triple-A Indianapolis, May 21, allowing one run (none earned) in 5.2 innings pitched...made 21 starts for the Indians...was named the International League Pitcher of the Week, August 3-9...was recalled by Pittsburgh, September 8 and made his Major League debut, September 22 vs. Cincinnati, allowing two runs on three hits in 1.0 inning of relief...made two more relief appearances for the Pirates and did not allow a run in 2.0 innings pitched.

2008: Started the season with Single-A Tampa, going 2-2 with a 1.87 ERA (53.0 ip, 11 er) in nine starts...did not allow an earned run in six of his nine starts, holding opponents scoreless four times...named Florida State League Pitcher of the Week from April 8-14, going 0-0, 0.00 (14.0 ip) allowing two hits and one walk...threw 7.0 no-hit innings in his second start, April 8 vs. Dunedin...transferred to Double-A Trenton, May 28...made two post-season starts with the Thunder, going 2-0, 1.54 (11.2 ip, 2 er) in those two...overall, ranked second among all Yankee minor leaguers and 12th in all of minor league baseball in ERA (2.43)...limited opponents to three runs-or-less in 26 of 27 starts between Single-A and Double-A.

2007: Started the season with Single-A Charleston and went 9-2, winning each of his final six decisions, June 25-August 29...tossed 5.0 hitless innings, August 17 vs. Augusta...was placed on the 15-day disabled list with a left femur contusion, August 7-17...transferred to Triple-A Scranton/Wilkes-Barre, September 2 and made his final appearance of the season, September 3, tossing 2.2 innings in his Triple-A debut.

2006: Missed the entire season after undergoing right shoulder scope.

2005: Spent the season with Single-A Charleston, going 5-2 in 10 starts...was selected as a mid-season All-Star for the South Atlantic League...held opponents to one run-or-less in seven starts, including 8.0 shutout innings in his final start, July 2 vs. Rome...was placed on the disabled list with right shoulder inflammation, July 3 and missed the remainder of the season.


2004: Missed the entire season after undergoing "Tommy John" surgery on his right elbow.

2003: Started the season with the GCL Yankees, posting a 3-2 record with a 2.86 ERA (28.1 ip, 9 er) and 26 strikeouts in seven games (five starts)...transferred to Single-A Staten Island, August 6...made two starts with Single-A Staten Island before being placed on the disabled list with a right elbow strain, missing the rest of the season.

2002: Started his professional career with the GCL Yankees appearing in just three games and tossed 3.2 scoreless innings.

PROFESSIONAL: New York Yankees' 23rd round pick in the 2002 First-Year Player Draft...signed by scout Mark Batchko.

HACKER'S GAME HIGHS

2011			CAREER	
IP: 3.1, 4/27 vs. T.B.	Walks: 4, 4/27 vs. T.B.		IP: 3.1, 4/27/11 vs. T.B.	Walks: 4, 4/27/11 vs. T.B.
SO: 2, 4/27 vs. T.B.	CG: --		SO: 2, 4/27/11 vs. T.B.	CG: --
Win-Streak: --	Low-Hit: --		Win-Streak: --	Low-Hit: --

HACKER'S PITCHING RECORD																			
YEAR	CLUB	W-L	ERA	G	GS	CG	SH	SV	IP	H	R	ER	HR	HB	BB	SO	WP	BK	BAA
2002	GCL Yankees	0- 0	0.00	3	0	0	0	0	3.2	2	0	0	0	1	1	2	0	0	.167
2003	GCL Yankees	3- 2	2.86	7	5	0	0	0	28.1	25	9	9	1	0	7	26	1	0	.234
	Staten Island	0- 0	1.00	2	2	0	0	0	9.0	10	2	1	0	1	1	5	0	0	.263
2004	INJURED - DID NOT PLAY																		
2005	Charleston	5- 2	1.60	10	10	1	0	0	62.0	49	14	11	0	0	14	40	0	0	.219
2006	INJURED - DID NOT PLAY																		
2007	Tampa	3- 3	6.10	9	7	0	0	0	38.1	52	28	26	3	3	14	22	0	0	.329
	Charleston	9- 2	2.56	17	17	0	0	0	95.0	89	34	27	5	7	18	54	4	1	.254
	Scranton/Wilkes-Barre	1- 0	6.75	1	0	0	0	0	2.2	5	2	2	0	1	1	3	0	0	.417
2008	Tampa	2- 2	1.87	9	9	0	0	0	53.0	38	14	11	1	2	9	31	0	1	.205
	Trenton	7- 4	2.76	17	17	0	0	0	91.1	83	33	28	3	5	28	84	4	1	.249
2009	Trenton	1- 1	4.11	3	3	0	0	0	15.1	16	10	7	0	0	7	8	2	1	.281
	Scranton/Wilkes-Barre	0- 1	7.88	3	3	0	0	0	16.0	19	14	14	3	2	4	12	0	1	.311
	Indianapolis	5- 5	4.02	21	21	0	0	0	116.1	135	57	52	6	8	46	82	4	1	.299
	PITTSBURGH	0- 0	6.00	3	0	0	0	0	3.0	4	2	2	0	0	2	1	0	0	.333
2010	Fresno	16- 8	4.51	29	29	0	0	0	165.2	181	93	83	21	14	62	129	2	4	.280
2011	Rochester	7-14	6.10	26	25	0	0	0	135.2	161	103	92	18	12	50	98	7	0	.294
	MINNESOTA	0- 0	0.00	2	0	0	0	0	5.1	4	1	0	0	0	4	2	0	0	.235
Minor League Totals		59-44	3.93	157	148	1	0	0	832.1	865	413	363	61	56	262	596	24	10	.272
Major League Totals		0- 0	2.16	5	0	0	0	0	8.1	8	4	2	0	0	6	3	0	0	.276

HACKER'S FIELDING RECORD									
POSITION	PCT	G	PO	A	E	TC	DP	PB	
Pitcher	1.000	5	3	3	0	3	0	—	

HACKER'S DAY-BY-DAY											
Date	Opp.	Score	Dec.	IP	H	R	ER	HR	BB	SO	Left Game or IR/IRS
4/19	@Bal.	0-11	ND	2.0	2	0	0	0	0	0	0/0
4/27	T.B.	2-8	ND	3.1	2	1	0	0	4	2	3/3
APRIL TOTALS				0-0	5.1	4	1	0	4	2	0.00 ERA
PRE-ASG TOTALS				0-0	5.1	4	1	0	4	2	0.00 ERA
SEASON TOTALS				0-0	5.1	4	1	0	4	2	0.00 ERA

LIAM HENDRIKS

RIGHT-HANDED PITCHER

Height: 6-1
Bats: R

Weight: 200
Throws: R

Born: 11/9/91 in Vermont South, Veronica, Australia
Resides: Vermont South, Veronica, Australia
Acquired: Signed as non-drafted free agent, 2/25/07
M.L. Service: 23 days
Contract Status: Signed thru 2011



62

PERSONAL: Liam Johnson Hendriks...attended Sacred Heart College in Australia.

2011:

- Started the season with Double-A New Britain...won back-to-back games April 25 and 30, allowing three runs over 13.1 innings.
- Was named Twins Minor League Player of the Week June 4-10...he went 2-0, 0.69 (13.0 ip, 1 er) with 12 hits allowed, one walk and 10 strikeouts in two starts.
- Won his final five decisions with New Britain, posting a 1.80 ERA (20.0 ip, 4 er) over his last three starts...was promoted to Rochester on July 19.
- Went 2-0 with a 3.66 ERA (19.2 ip 8 er) over his first three starts at Triple-A...did not walk a batter over his final four starts with the Red Wings (22.2 ip).
- Pitched 8.0 innings, allowing just one run on three hits in his final start for Rochester, August 31 vs. Pawtucket.
- Had his contracted selected by the Twins, September 6...made his first career start that night vs. Chicago (AL)...despite suffering the loss, he pitched 7.0 innings, allowing three runs on four hits...he struck out four and walked three.
- Combined to go 12-6, 3.36 (139.1 ip, 52 er) with 111 strikeouts and 21 walks in 25 games (24 starts) between Triple-A Rochester and Double-A New Britain...combined to go 12-8, 3.76 (162.2 ip, 68 er) with 127 strikeouts and 27 walks in 29 games (28 starts) between both minor league levels and with the Twins.
- Ranked second in the Twins organization in wins (12)...ranked second among all Twins minor leaguer's in strikeouts (111), fifth in innings pitched (139.1) and seventh in starts (24).
- Was the Jim Rantz Award winner for Twins Minor League Pitcher of the Year...named the 10th winner of the award in club history.

2010: Started the season at Single-A Beloit...did not allow a run in his first three starts (17.0 innings) and allowed just two runs over his first five starts (28.0 innings)...was named the Midwest League Player of the Week, April 8...was promoted to Single-A Ft. Myers, May 10...in his first start for the Miracle tossed 7.0 innings allowing one run on three hits...was named to the 2010 Futures All-Star Game but did not pitch due to appendectomy surgery (July 4-August 18)...finished the season with 9.0 scoreless innings over two starts...ranked by *Baseball America* as the 14th-best prospect in Florida State League...named sixth-best prospect in the Twins organization and best control by *Baseball America*...pitched in the Australian Baseball League in the offseason...threw 26.1 innings over eight appearances (six starts).

2009: Made three starts for Rookie Level Elizabethton before being promoted to Single-A Beloit, July 8...allowed just four earned runs over his first three starts (18.1 innings) posting a 1.96 ERA...did not allow a run in back-to-back starts August 22 and 27 allowing just two hits over 13.0 innings...pitched in the World Baseball Classic for Team Australia...pitched two games out of the bullpen vs. Team Mexico.

2008: Spent the entire year on the disabled list with a nerve injury.

2007: Started his professional career in the Gulf Coast League...made 10 starts, including five starts without allowing a run...struck out a season-high 11 batters in 6.0 scoreless innings, August 18.

PROFESSIONAL: Signed by Twins scout Howard Norsetter.

HENDRIKS' GAME HIGHS

2011			CAREER	
IP: 7.0, 9/6 vs. CWS.	Walks: 3, 2x, last 9/25 at Cle.		IP: 7.0, 9/6/11 vs. CWS.	Walks: 3, 2x, last 9/25/11 at Cle.
SO: 5, 2x, last 9/25 at Cle.	CG: - -		SO: 5, 2x, last 9/25/11 at Cle.	CG: - -
Win-Streak: - -	Low-Hit: - -		Win-Streak: - -	Low-Hit: - -

HENDRIKS' PITCHING RECORD

YEAR	CLUB	W	L	ERA	G	GS	CG	SH	SV	IP	H	R	ER	HR	HB	BB	SO	WP	BK	BAA
2007	GCL Twins	4	2	2.05	10	10	0	0	0	44.0	40	14	10	2	1	11	52	0	0	.237
2008 INJURED - DID NOT PLAY																				
2009	Elizabethton	2	0	3.71	3	3	0	0	0	17.0	19	8	7	0	0	1	13	0	0	.271
	Beloit	3	5	3.51	11	11	0	0	0	66.2	73	34	26	3	2	15	62	5	1	.278
2010	Beloit	2	1	1.32	6	6	0	0	0	34.0	16	6	5	0	1	4	39	2	0	.138
	Ft. Myers	6	3	1.93	13	12	1	0	0	74.2	63	20	16	2	1	8	66	3	0	.225
2011	New Britain	8	2	2.70	16	15	2	0	0	90.0	85	30	27	5	3	18	81	0	0	.248
	Rochester	4	4	4.56	9	9	0	0	0	49.1	52	26	25	0	2	3	30	1	1	.277
	MINNESOTA	0	2	6.17	4	4	0	0	0	23.1	29	16	16	3	0	6	16	1	0	.312
Minor League Totals		29	17	2.78	68	66	3	0	0	375.2	349	138	116	12	10	60	343	11	2	.244
Major League Totals		0	2	6.17	4	4	0	0	0	23.1	29	16	16	3	0	6	16	1	0	.312

HENDRIKS' FIELDING RECORD

POSITION	PCT	G	PO	A	E	TC	DP	PB
Pitcher	1.000	4	0	6	0	6	0	—

HENDRIKS' WORLD BASEBALL CLASSIC RECORD

YEAR	CLUB	W-L	ERA	G	GS	CG	SH	SV	IP	H	R	ER	HR	HB	BB	SO	WP	BK	BAA
2009	Australia	0-0	10.80	2	0	0	0	0	1.2	3	2	2	0	0	1	1	0	0	.375

HENDRIKS' DAY-BY-DAY

Date	Opp.	Score	Dec.	IP	H	R	ER	HR	BB	SO	Left Game or IR/IRS
9/6	CWS.	0-3	L	7.0	4	3	3	1	3	4	Trailing 3-0
9/14	@K.C.	3-7	L	5.0	8	5	5	0	0	2	Trailing 5-1
9/20	Sea.	4-5	ND	5.1	10	4	4	1	0	5	Tied 2-2
9/25	@Cle.	6-4	ND	6.0	7	4	4	1	3	5	Tied 4-4
SEPTEMBER TOTALS			0-2	23.1	29	16	16	3	6	16	6.17 ERA
POST-ASG TOTALS			0-2	23.1	29	16	16	3	6	16	6.17 ERA
SEASON TOTALS			0-2	23.1	29	16	16	3	6	16	6.17 ERA

JIM HOEY

RIGHT-HANDED PITCHER

37

Height: 6-6

Bats: R

Born: 12/30/82 in Trenton, NJ

Resides: Robbinsville, NJ

Acquired: Trade with Baltimore, 12/9/10

M.L. Service: 2 years, 8 days

Contract Status: Signed thru 2011

Weight: 208

Throws: R



PERSONAL: James Urban Hoey V (pronounced Hoe-EE)...wife Jocelyn (Tuccillo)...2000 graduate of Hamilton (NJ) High School West...attended Rider University in Lawrenceville, New Jersey.

2011:

- Was in first camp with the Twins after being acquired in a trade with Baltimore...optioned to Triple-A Rochester, March 27.
- Started the season with Triple-A Rochester...made four appearances for the Red Wings and was recalled by Minnesota, April 18 as right-handed pitcher Alex Burnett was optioned to Triple-A.
- Made his first appearance, April 18 at Baltimore, pitching 1.1 scoreless inning of relief, his first appearance in the Majors since September 29, 2007 vs. New York (AL) as a member of the Orioles.
- Appeared in 10 games for the Twins before being optioned back to Rochester, May 15.
- Made four scoreless appearances (5.0 ip) for the Red Wings and was recalled, May 27, after Kevin Slowey was placed on the 15-day disabled list.
- Suffered the loss in his first appearance back with Minnesota as he allowed two runs in 1.0 inning, May 27 vs. Los Angeles (AL).
- Earned his first victory of the season and first since September 27, 2007 vs. Toronto (with Baltimore), tossing 0.2 scoreless innings, June 9 vs. Texas.
- Optioned back to Rochester, June 23, as Joe Nathan was reinstated from the 15-day disabled list.
- Spent the rest of the season with the Red Wings before being recalled again, September 2.
- Set a single season career-high with his 24th appearance, September 19 at New York (AL)...finished the season with 26 appearances.

2010: Began the season with Double-A Bowie, posting a 1.35 (13.1 ip, 2 er) in nine June appearances...Promoted to Triple-A Norfolk, July 16...allowed just two earned runs in his first nine appearances (10.0 ip)...Struck out all five batters he faced, August 20 vs. Durham...Did not allow a run in 13 of his 18 appearances at Norfolk and 17 of his 24 appearances at Bowie...Combined to go 6-0, 3.25 (52.2 ip, 19 er) with 70 strikeouts, 34 walks and an opponents-batting-average of .196 (37-for-189) in 42 appearances between both levels...Held lefties to a .143 (5-for-35) batting average and righties to a .158 (6-for-38) average while at Norfolk...Acquired from the Baltimore Orioles, along with pitcher Brett Jacobson, in exchange for infielders J.J. Hardy, Brendan Harris and cash, December 9.

2009: Spent the season with Double-A Bowie, making 36 appearances...recorded multiple strikeouts in eight consecutive appearances, June 21-July 12...recorded his first win of the season, July 3 vs. Akron, tossing 2.0 scoreless innings...did not allow a home run in 15 consecutive appearances (21.0 ip), May 2-July 18...went 2-2, 3.00 (30.0 ip, 10 er) with 36 strikeouts in 20 games Pre-All-Star break.

2008: Did not pitch due to right shoulder inflammation...placed on the 60-day disabled list, August 5.

2007: Began the season with Double-A Bowie...went 14-for-14 in save opportunities for the Baysox and did not allow a run in 18.2 innings pitching, while striking out 28 and walking four...transferred to Triple-A Norfolk, June 1, tossing 16.0 consecutive scoreless innings, June 12-July 19...recalled to Baltimore, June 16 and allowed three runs in 0.2 innings that day vs. Arizona...it was his only appearance before being optioned to Norfolk, June 19...recalled, August...did not allow a run in his first six outings (6.1 ip)...earned his first Major League win, August 10 vs. Boston with 1.1 scoreless inning of relief...combined to go 6-4, 3.07 (70.1 ip, 24 er) with 87 strikeouts and 32 walks in 63 games between all three levels.

2006: Began the season with Single-A Delmarva, appearing in 27 games, striking out 46 batters in 28.1 innings pitched...named to the South Atlantic mid-season All-Star team...transferred to Single-A Frederick, June 21 and allowed one earned run in 14.0 innings for the Keys...transferred to Double-A Bowie, August 1, striking out two-or-more batters in four of his eight appearances for the Baysox...had his contract selected by Baltimore, August 23...made his Major League debut, August 23 vs. Minnesota, recording a walk (Hunter) and a strikeout (Kubel)...appeared in 12 games for the Orioles before being shut down in mid-September with right shoulder soreness...was the winner of the Jim Palmer Prize as the top pitcher in the Orioles farm system.

2005: Missed over six weeks to start the season, recovering from elbow surgery...spent the season with Single-A Aberdeen...made his first start, June 21 vs. Hudson Valley, allowing six runs (four earned) without recording an out...placed on the disabled list and did not appear in another game until August 14...surrendered one run-or-less in seven of his eight outings after his return.

2004: Spent the season at Single-A Aberdeen...made just two appearances before being sidelined with a sprained ligament in his right elbow...took the loss in his final start of the season, June 24 vs. Jamestown, allowing six runs in 2.0 innings...underwent season-ending "Tommy John" surgery on his right elbow, July 20.

2003: Spent the season with Rookie-Level Bluefield, appearing in 11 games and making eight starts...earned the win, July 24 vs. Johnson City, allowing one hit in 6.0 scoreless innings and was named Appalachian League Pitcher of the Week.

PROFESSIONAL: Baltimore's 13th round pick in the 2003 First-Year Player Draft...signed by scout Jim Howard.

HOEY'S GAME HIGHS

2011				CAREER			
IP: 2.2, 4/28 vs. T.B.	Walks: 2, 3x, last 9/19 at NYY.		IP: 2, 4/28/11 vs. T.B.	Walks: 3, 9/3/07 at T.B.			
SO: 2, 4/28 vs. T.B.	CG: - -		SO: 2, 3x, last 4/28/11 vs. T.B.	CG: - -			
Win-Streak: 1, 6/9	Low-Hit: - -		Win-Streak: 2, 9/22-27/07	Low-Hit: - -			

HOEY'S PITCHING RECORD

YEAR	CLUB	W	L	ERA	G	GS	CG	SH	SV	IP	H	R	ER	HR	HB	BB	SO	WP	BK	BAA
2003	Bluefield	2- 3	2.79	11	8	0	0	0	0	42.0	33	19	13	3	6	19	20	2	0	.219
2004	Aberdeen	0- 1	9.45	2	2	0	0	0	0	6.2	12	8	7	1	0	1	6	0	0	.375
2005	Aberdeen	1- 1	4.80	9	0	0	0	0	0	15.0	11	10	8	1	3	10	15	1	0	.216
2006	Delmarva	2- 1	2.54	27	0	0	0	0	18	28.1	17	8	8	2	0	10	46	1	0	.175
	Frederick	0- 0	0.64	14	0	0	0	0	11	14.0	13	3	1	0	1	5	16	1	0	.228
	Bowie	0- 0	4.00	8	0	0	0	0	4	9.0	9	5	4	1	0	3	11	0	0	.243
	BALTIMORE	0- 1	10.24	12	0	0	0	0	0	9.2	14	11	11	1	2	5	6	0	1	.359
2007	Bowie	1- 0	0.00	20	0	0	0	0	14	18.2	13	0	0	0	1	4	28	0	0	.200
	Norfolk	2- 0	1.33	20	0	0	0	0	2	27.0	15	4	4	1	1	10	41	1	0	.161
	BALTIMORE	3- 4	7.30	23	0	0	0	0	0	24.2	25	21	20	2	1	18	18	1	0	.272
2008	INJURED - DID NOT PLAY																			
2009	Bowie	2- 6	4.50	36	0	0	0	0	0	48.0	48	27	24	4	1	32	47	2	0	.274
2010	Bowie	2- 0	3.16	24	0	0	0	0	0	31.1	26	11	11	1	0	17	38	3	0	.224
	Norfolk	4- 0	3.38	18	0	0	0	0	0	21.1	11	8	8	0	3	17	32	4	0	.151
2011	Rochester	1- 3	3.83	33	0	0	0	0	9	42.1	32	20	18	6	1	21	38	5	0	.211
	MINNESOTA	1- 2	5.47	26	0	0	0	0	0	24.2	34	20	15	4	0	13	14	1	0	.330
Minor League Totals		17-15	3.14	222	10	0	0	0	58	303.2	240	123	106	20	17	149	338	20	0	.218
Major League Totals		4- 7	7.02	61	0	0	0	0	0	59.0	73	52	46	7	3	36	38	2	1	.312

HOEY'S FIELDING RECORD

POSITION	PCT	G	PO	A	E	TC	DP	PB
Pitcher	.917	61	6	5	1	12	0	—

HOEY'S DAY-BY-DAY

Date	Opp.	Score	Dec.	IP	H	R	ER	HR	BB	SO	Left Game or IR/IRS
4/18	@Bal.	5-3	ND	1.1	0	0	0	0	0	1	2/0
4/21	@Bal.	3-1	ND	0.0	2	0	0	0	0	0	1/1
4/24	Cle.	4-3	ND	0.1	0	0	0	0	0	1	2/0
4/28	T.B.	3-15	ND	2.2	5	3	3	1	0	2	2/0
4/30	@K.C.	2-11	ND	0.1	3	4	0	1	1	0	3/3
APRIL TOTALS				0-0	4.2	3	5	5	1	3	5.79 ERA
5/7	@Bos.	0-4	ND	0.1	0	0	0	0	0	0	2/0
5/9	@Bos.	1-2	L	0.1	1	1	1	1	1	0	0/0
5/10	Det.	2-10	ND	2.0	2	2	2	0	0	1	2/0
5/13	Tor.	0-2	ND	1.0	1	0	0	0	0	1	2/1
5/14	Tor.	3-9	ND	0.0	1	3	3	1	2	0	1/1
5/27	LAA.	5-6	L	1.0	4	2	2	0	0	0	1/1
5/29	LAA.	5-6	ND	0.2	1	1	1	1	1	0	0/0
5/30	@Det.	5-6	ND	0.1	0	0	0	0	1	1	2/0
MAY TOTALS				0-2	5.2	10	9	9	2	5	14.29 ERA
6/4	@K.C.	7-2	ND	1.0	0	0	0	0	2	1	1/0
6/9	Tex.	5-4	W	0.2	0	0	0	0	0	1	0/0
6/10	Tex.	3-9	ND	1.0	0	0	0	0	0	0	0/0
6/22	@S.F.	1-5	ND	1.0	2	1	0	0	0	0	0/0
JUNE TOTALS				1-0	3.2	2	1	0	2	2	0.00 ERA
PRE-ASG TOTALS				1-2	14.0	22	17	12	4	8	7.71 ERA
9/2	@LAA.	13-5	ND	1.0	1	1	1	0	1	1	0/0
9/4	@LAA.	1-4	ND	1.0	1	0	0	0	1	0	2/1
9/6	CWS.	0-3	ND	1.0	0	0	0	0	1	0	0/0
9/11	@Det.	1-2	ND	2.0	2	0	0	0	0	1	0/0
9/14	@K.C.	3-7	ND	1.0	0	0	0	0	0	1	0/0
9/17	Cle.	4-10	ND	1.0	1	0	0	0	0	0	0/0
9/19	@NYY.	4-6	ND	0.2	1	0	0	0	2	0	0/0
9/24 (1)	@Cle.	2-8	ND	0.2	3	1	1	0	0	1	2/2
9/26	K.C.	3-7	ND	2.1	3	1	1	0	0	1	2/1
SEPTEMBER TOTALS				0-0	10.2	12	3	3	0	5	2.53 ERA
POST-ASG TOTALS				0-0	10.2	12	3	3	0	5	2.53 ERA
SEASON TOTALS				1-2	24.2	34	20	15	4	13	5.47 ERA

STEVE HOLM

CATCHER

Height: 6-0

Bats: R

Born: 10/21/79 in Sacramento, CA

Resides: Roseville, CA

Acquired: Signed as free agent 12/14/10

M.L. Service: 1 year, 34 days

Contract Status: Signed thru 2011

Weight: 206

Throws: R



PERSONAL: Stephen Robert Holm...graduated from McClatchy (CA) High School...same school former Major Leaguer's Larry Bowa, Nick Johnson and Rowland Office attended...attended American River (CA) College and Oral Roberts (OK) University...earned third-team All-American honors during junior year at Oral Roberts, while finishing seventh in the NCAA in 2000 with a .437 batting average...drafted by the Giants as a shortstop.

2011:

- Was a Spring Training invite in his first season in the Twins organization...reassigned to minor league camp, March 23 and spent his first season in the Twins organization.
- Had his contract selected from Triple-A Rochester, April 15 when Joe Mauer was placed on the 15-day disabled list the previous day.
- Played in six games for the Twins...went 2-for-4, April 17 at Tampa Bay...optioned to Triple-A Rochester, May 4.
- Batted .179 (27-for-151) with six doubles, one home run and 13 rbi in 47 games for the Red Wings...his 44 games caught led the Red Wings.

2010: Spent the season with Triple-A Fresno, splitting time at catcher with eventual National League Rookie of the Year, Buster Posey...drove in four runs on two separate occasions: June 7 vs. Sacramento and June 11 at Tacoma...caught 22 games in June (Posey recalled to Giants, May 29) and batted .333 (19-for-57) with six doubles, 17 rbi, 11 runs scored and 12 walks...placed on the disabled list with a jaw contusion, August 28...reinstated from disabled list, September 4 and played in two games.

2009: Began season with Triple-A Fresno...recalled by San Francisco, April 22...caught four games and went 2-for-7 at the plate...caught four Giants pitchers in 10.0-scoreless innings, May 3 vs. Colorado...optioned to Fresno, May 21...combined to hit .365 (32-for-88) in May and June for the Grizzlies...designated for assignment on June 16, but cleared waivers and accepted outright assignment to Fresno, June 19...caught Ramon Ortiz' complete game shutout, August 4 at Tacoma and hit two solo home runs in the game...homered in five of his final 13 games.

2008: Was invited to Giants' Spring Training and made the Opening Day roster for the first time in his career...was the club's back-up catcher for the majority of the season...made his Major League debut as a pinch-runner, April 4 at Milwaukee...doubled off Ben Sheets for first Major League hit, April 6 vs. Milwaukee...hit safely in 10 of his first 16 starts, batting .212 (11-for-52) with five doubles and two rbi...drove in the tying run with two outs in the ninth inning, May 21 at Colorado...first career home run of J.C. Romero, May 11 vs. Philadelphia...optioned to Triple-A Fresno, July 1 and played in 11 games...recalled July 23 and played seven games for the Giants...optioned to Fresno, August 13 and played 11 games before being recalled again, September 1...threw out two of 23 opposing base runners, while pitchers posted a 4.67 ERA (210.0 ip, 109 er) with him behind the plate for the Giants...went 3-for-7 with two doubles and one rbi as a pinch-hitter.

2007: Spent the season at Double-A Connecticut...named to Eastern League All-Star team...led the club with 69 games played (all at catcher) and posted a .991 fielding percentage with just four errors...elected free agency on October 29 and re-signed with the Giants, December 17.

2006: Spent the season with Single-A San Jose and set a career-high with 15 home runs...set minor league career-highs in runs scored (44), and slugging percentage (.511)...played in 52 games at catcher, posting a .998 fielding percentage, committing just two errors...caught all five of San Jose's California League playoff games, batting .278 (5-for-18) with a double and two rbi.

2005: Began the season with Single-A Augusta before being transferred to Double-A Norwich, April 14...combined to bat .231 (46-for-199) with eight doubles, five home runs and 33 rbi between both levels.

2004: Spent the season with Single-A San Jose...hit .306 (11-for-36) with three doubles, four home runs, seven rbi, nine runs scored and 13 walks in 13 games in June...hit nine home runs after hitting just one during his first three seasons.

2003: Spent the season with Single-A Hagerstown, batting .220 (38-for-173) with 10 doubles, a home run and 11 rbi in 50 games...hit safely a season-high nine games, July 2-23.

2002: Played his second consecutive season at Single-A Salem-Keizer...converted from infielder to catcher and caught 48 games for the Salem-Keizer Volcanoes.

2001: Played his first professional season at Single-A Salem-Keizer, batting .208 (15-for-72) with three doubles in 33 games.

PROFESSIONAL: San Francisco's 17th round pick in the June, 2001 First Year Player Draft...signed by scout Todd Thomas.

HOLM'S GAME HIGHS

2011			CAREER	
Hits: 2, 4/17 at T.B.	HR: - -		Hits: 2, 4x, last 4/17/11 at T.B.	HR: 1, 5/11/08 vs. Phi.
RBI: - -	Hit-Streak: 1, 4/17		RBI: 2, 2x, last 5/11/08 vs. Phi.	Hit-Streak: 4, 4/26-5/4/08
Grand Slams: - -	SB: - -		Grand Slams: - -	SB: - -

HOLM'S PLAYING RECORD

YEAR	CLUB	AVG	G	AB	R	H	2B	3B	HR	RBI	SH	SF	HB	BB	SO	SB	CS	E	OBP
2001	Salem-Keizer	.208	33	72	8	15	3	1	0	2	1	1	1	10	16	1	0	2	.310
2002	Salem-Keizer	.172	50	128	15	22	4	0	0	11	4	2	0	15	16	0	0	3	.255
2003	Hagerstown	.220	55	173	12	38	10	1	1	17	2	1	3	8	32	3	1	3	.265
2004	San Jose	.259	61	201	27	91	12	0	9	29	4	0	4	33	52	1	2	3	.374
2005	Augusta	.233	56	176	16	41	7	0	5	31	2	3	3	17	36	1	1	4	.307
	Norwich	.217	11	23	4	5	1	0	0	2	2	0	2	4	7	1	0	0	.379
2006	San Jose	.258	69	229	44	59	13	0	15	30	5	0	5	24	59	0	0	2	.341
2007	Connecticut	.272	84	254	35	69	14	0	9	28	3	0	6	42	39	3	1	4	.387
2008	SAN FRANCISCO	.262	49	84	10	22	9	0	1	6	0	1	3	10	16	0	1	0	.357
	Fresno	.273	22	66	7	18	4	0	0	11	0	2	1	10	12	0	0	1	.367
2009	SAN FRANCISCO	.286	4	7	1	2	0	0	0	0	0	0	0	2	0	0	0	0	.444
	Fresno	.242	63	198	23	48	12	0	6	16	3	4	2	15	40	0	0	0	.297
2010	Fresno	.246	82	228	34	56	15	2	4	37	5	4	7	29	40	1	3	3	.343
2011	Rochester	.179	47	151	13	27	6	0	1	13	2	2	2	17	38	0	0	2	.267
	MINNESOTA	.118	6	17	1	2	1	0	0	0	0	0	0	1	4	0	0	0	.167
Minor League Totals		.237	633	2211	238	450	101	4	50	227	33	19	36	224	387	11	8	27	.326
Major League Totals		.241	59	108	12	26	10	0	1	6	0	1	3	13	20	0	1	0	.336

HOLM'S FIELDING RECORD

POSITION	PCT	G	PO	A	E	TC	DP	PB
Catcher	1.000	52	237	7	0	244	1	1

DUSTY HUGHES

LEFT-HANDED PITCHER

56

Height: 5-10

Bats: L

Born: 6/29/82 in Tupelo, MS

Resides: Horn Lake, MS

Acquired: Claimed off waivers, 1/26/11

M.L. Service: 1 year, 75 days

Contract Status: Signed thru 2011

Weight: 185

Throws: L



PERSONAL: Dustin Robert Hughes...wife, Jennifer (Mitchell)...daughter, Kaylen (11/14/06) and son, Easton (10/18/10)...2000 graduate of Horn Lake (MS) High School, earning all-conference and team MVP honors as a junior and senior...attended Delta State University in Cleveland, Mississippi and was named to the second-team All-Gulf South Conference in 2002 after going 2-2 with a 2.04 ERA and seven saves...led Statesmen to the Division II World Series in 2001 and 2002...was America Baseball Coaches Association/All-South Central Region Second-Team in 2003...graduated from the University of Phoenix in 2006 with a degree in Marketing.

2011:

- Made the Twins Opening Day roster...made his Twins debut, allowing three runs on three hits in 1.0 inning of relief, April 1 at Toronto.
- Made two stints with the Twins during the season...posted a 9.95 ERA (12.2 ip, 14 er) with Minnesota...allowed two-or-more runs on six different occasions.
- Was outrighted off Minnesota's 40-man roster, June 15, making room for Tsuyoshi Nishioka.
- Posted a 2.60 (17.1 ip, 5 er) with 21 strikeouts in 11 August games for the Red Wings.
- Finished at Rochester with a record of 3-1, 4.29 (56.2 ip, 27 er) with 68 strikeouts, 24 walks and one save in 43 games (two starts)...his 43 appearances were tied for second-most on the Wings staff with Carlos Gutierrez.

2010: Spent his first full season in the Major Leagues, appearing in 57 games...appeared in the second-most games for an American League rookie reliever (Texas' Neftali Feliz - 70)...earned his first Major League win, May 14 vs. Chicago (AL), tossing 1.0 scoreless inning with one hit and one strikeout in a Royals win...did not allow a run in eight consecutive appearances (6.1 ip), June 5-26, allowing just five hits and two walks in that span...posted an ERA of 1.35 (20.0 ip, 3 er) in his final 18 games, July 27-October 3...held opponents to a .230 (17-for-74) batting average with no home runs in that span...allowed just three home runs in 56.1 innings pitched on the season...posted a 3.03 ERA with nine walks in 28 home games...finished second on the Royals staff in appearances, behind Joakim Soria's 66 and 10th in the American League in games by a lefty reliever...posted an ERA of 2.97 (33.1 ip, 11 er) in 34 games against AL Central opponents...posted an ERA of 2.03 (13.1 ip, 3 er) in 10 appearances against Minnesota, holding the Twins lefties to a .143 (3-for-21) batting average...made six winter ball starts for the Senadores de San Juan in the Puerto Rico Winter League, going 3-2, 6.99 (28.1 ip, 22 er) with 18 strikeouts...went 3-1, 3.32 (21.2 ip, 8 er) with 17 strikeouts in his first four starts.

2009: Started the season with Triple-A Omaha...pitched out of the bullpen to start the season, allowing two runs in his first eight appearances (9.2 ip)...named to the PCL All-Star team, pitching 0.1 innings with a strikeout...held lefties to a .208 (20-for-96) batting average for Omaha...had his contract selected from Omaha, September 5...made his Major League debut, September 6 vs. Los Angeles (AL)...he allowed an inherited run and struck out five in 4.1 scoreless innings...made his first Major League start, September 19 at Chicago (AL), allowing three runs on five hits in 4.1 innings, while suffering the loss.

2008: Started the season with Double-A Northwest, appearing in 20 games (four starts)...went 4-0, 2.63 (24.0 ip, 7 er) in six games (two starts) in May...transferred to Triple-A Omaha, June 18...won in his first start with Omaha, June 22 at New Orleans, pitching 6.0 shutout innings with two hits allowed...season-high of 7.0 innings, July 19 vs. Round Rock, allowing just one run while earning his second victory...pitched for Leones del Escogido in the Dominican Winter League, going 3-1, 2.56 (38.2 ip, 11 er) with 31 strikeouts in 11 games (seven starts).

2007: Spent the season with Single-A Wichita...won his final five decisions, July 14-August 29 (all starts), including a nine-strikeout performance in his final win, August 29 at Springfield (6.0 ip)...tossed 8.0 shutout innings with three hit allowed, September 3 at Tulsa...posted a 3.73 ERA (41.0 ip, 17 er) before the All-Star break and a 2.69 ERA (67.0 ip, 20 er) Post-All-Star break...played for the Surprise Rafterns in the Arizona Fall League following the 2007 season, going 1-0 with a 2.45 ERA in six starts and was named the league's Pitcher of the Year in a fan vote...named Wichita Pitcher of the Year.

2006: Missed the entire season recovering from "Tommy John" surgery on his left elbow.

2005: Spent the season with Single-A High Desert, appearing in all 19 games as a starter...won his first start, April 7 vs. Lancaster, allowing two runs (one earned) on eight hits in 6.0 innings...struck out six-plus batters in nine of his 19 starts.

2004: Started the season with Single-A Burlington...combined with Jake Mullis for a no-hitter, April 12 vs. Wisconsin, making the start, tossing 8.0 no-hit innings...won each of his first three starts, allowing one earned run on 21.0 innings (0.43 ERA) in that span...allowed less than two earned runs in six of his eight starts at Burlington...transferred to Single-A Wilmington, May 26...tossed 8.0 shutout innings, with one hit allowed, August 5 at Potomac.

2003: Spent his first professional season with the AZL Royals...ranked fourth in the league with a 2.84 ERA...named Surprise Royals Pitcher of the Year.

PROFESSIONAL: Drafted by the Royals in the 11th round of the 2003 First-Year Player Draft...signed by scout Mark Willoughby...originally selected by the Marlins in the 50th round of the 2002 First-Year Player Draft.

HUGHES' GAME HIGHS

2011			CAREER	
IP: 1.2, 2x, last 4/28 vs. T.B.	Walks: 2, 5/1 at K.C.		IP: 4.1, 2x, last 9/19/09 at CWS.	Walks: 4, 9/19/09 at CWS.
SO: 4, 10/3 vs. T.B.	CG: --		SO: 5, 2x, last 9/19/09 at CWS.	CG: --
Win-Streak: 1, 4/12 vs. K.C.	Low-Hit: --		Win-Streak: 1, 2x, last 4/12/11 vs. K.C.	Low-Hit: --

HUGHES' PITCHING RECORD

YEAR	CLUB	W	L	ERA	G	GS	CG	SH	SV	IP	H	R	ER	HR	HB	BB	SO	WP	BK	BAA
2003	Surprise	5- 2	2.84	11	6	0	0	0	0	50.2	38	21	16	4	0	18	54	4	1	.207
2004	Burlington	4- 2	1.56	8	8	0	0	0	0	52.0	39	12	9	2	1	15	36	1	0	.213
	Wilmington	5- 5	2.41	18	18	0	0	0	0	108.1	95	37	29	5	3	31	68	1	1	.245
2005	High Desert	5- 7	5.67	19	19	0	0	0	0	92.0	119	74	58	13	5	45	87	9	1	.319
2006	INJURED - DID NOT PITCH																			
2007	Wichita	6- 2	3.08	25	16	1	0	1	1	108.0	98	44	37	5	8	45	77	6	1	.240
2008	NW Arkansas	5- 2	2.91	20	4	0	0	3	3	52.2	47	17	17	3	0	16	43	1	1	.247
	Omaha	3- 2	5.04	12	11	0	0	0	0	55.1	65	32	31	8	0	25	36	3	0	.298
2009	Omaha	3- 3	3.50	34	11	0	0	1	1	87.1	79	35	34	6	2	41	76	8	0	.248
	KANSAS CITY	0- 2	5.14	8	1	0	0	0	0	14.0	13	9	8	2	2	8	15	1	0	.245
2010	KANSAS CITY	1- 3	3.83	57	0	0	0	0	0	56.1	59	28	24	3	5	24	34	1	0	.273
2011	Rochester	3- 1	4.29	43	2	0	0	1	1	56.2	55	32	27	6	2	24	68	1	0	.251
	MINNESOTA	1- 0	9.95	15	0	0	0	0	0	12.2	19	14	14	4	1	8	11	0	0	.365
Minor League Totals		39-26	3.50	190	95	1	0	6	6	663.0	635	304	258	52	21	260	545	34	5	.256
Major League Totals		2- 5	4.99	80	1	0	0	0	0	83.0	91	51	46	9	8	40	60	2	0	.283

HUGHES' FIELDING RECORD

POSITION	PCT	G	PO	A	E	TC	DP	PB
Pitcher	1.000	80	7	11	0	18	2	—

HUGHES' DAY-BY-DAY

Date	Opp.	Score	Dec.	IP	H	R	ER	HR	BB	SO	Left Game or IR/RS
4/1	@Tor.	3-13	ND	1.0	3	3	3	1	1	1	0/0
4/4	@NYY.	3-4	ND	1.0	2	0	0	0	0	1	0/0
4/7	@NYY.	3-4	ND	1.0	0	0	0	0	0	2	0/0
4/9	Oak.	0-1	ND	0.2	0	0	0	0	0	1	3/0
4/12	K.C.	4-3	W	1.0	0	0	0	0	0	0	0/0
4/13	K.C.	5-10	ND	0.0	3	2	2	0	1	0	1/1
4/15	@T.B.	2-5	ND	1.0	1	0	0	0	0	0	0/0
4/19	@Bal.	0-11	ND	0.1	1	0	0	0	0	0	1/1
4/23	Cle.	10-3	ND	1.0	1	2	2	1	1	0	0/0
4/27	T.B.	2-8	ND	1.2	0	0	0	0	1	2	1/0
4/28	T.B.	3-15	ND	1.2	3	2	2	0	1	2	1/0
APRIL TOTALS				1-0	10.1	14	9	9	2	9	7.84 ERA
5/1	@K.C.	3-10	ND	0.1	2	3	3	1	2	1	0/0
5/22	@Ari.	2-3	ND	1.0	1	0	0	0	1	0	0/0
5/25	Sea.	0-3	ND	1.0	0	0	0	0	0	1	0/0
5/27	LAA.	5-6	ND	0.0	2	2	2	1	0	0	0/0
MAY TOTALS				0-0	2.1	5	5	2	3	2	19.29 ERA
PRE-ASG TOTALS				1-0	12.2	19	14	14	4	8	9.95 ERA
SEASON TOTALS				1-0	12.2	19	14	14	4	8	9.95 ERA

LUKE HUGHES

INFIELDER

Height: 5-11

Bats: R

Born: 8/2/84 in Perth, Australia

Resides: Perth, Australia

Acquired: Signed as non-drafted free agent, 7/19/02

M.L. Service: 147 days

Contract Status: Signed thru 2011

Weight: 205

Throws: R



38

PERSONAL: Luke Trevor Hughes...2002 graduate of Hampton High School in Perth, Australia...played for the Australian National Team in the 2005 World Cup.

2011:

- Optioned to Triple-A Rochester, March 27.
- Recalled from Triple-A Rochester prior to Red Wings opener, April 8, as Tsuyoshi Nishioka was placed on the 15-day disabled list.
- First career three-hit game, April 27 vs. Tampa Bay...hit his first home run of the season, April 29 at Kansas City, off Bruce Chen.
- Optioned back to Rochester, May 22...played in 10 games for the Red Wings, batting .167 (6-for-36) before being recalled June 3.
- Batted .414 (12-for-29) with three doubles and seven runs scored in an eight game span, June 3-12.
- Hit his second home run, a two-run shot in the fifth inning, June 28 vs. Los Angeles (NL)...hit his third home run, a three-run shot in the fourth inning, July 8 at Chicago (AL)...both homers were the deciding runs/game-winning runs in those respective games.
- Was optioned back to Rochester, July 22 before being recalled a week later, July 29...optioned back to Rochester, July 31...recalled August 18 and spent the rest of the season with the Twins.
- Recorded 12 rbi in a six-game span, August 27-September 2, including his first career two-homer game with a career-high five rbi, August 28 vs. Detroit.
- Appeared in 86 games defensively, playing 37 games at second base (34 starts), 36 games at first base (30 starts) and 13 games at third base (12 starts).

2010: Began the season at Triple-A Rochester...played in 13 games for the Red Wings before being recalled, April 24...made Major League debut and homered off Max Scherzer in first career at-bat, April 28 at Detroit, becoming the fifth player in Twins history to homer in first Major League at-bat, and first since Andre David on 6/29/84...he became the eighth Australian-born player to hit a homer in the Major Leagues and first to do it in his first Major League at-bat...appeared in two games for the Twins, going 2-for-7 (.286 batting average) with a home run, one rbi and three strikeouts before being optioned to Rochester, May 1...after being optioned May 1, appeared in just nine more games with the Red Wings before missing the rest of the season with a Sports Hernia...played in the Venezuelan Winter Leagues with Tigres de Aragua, batting .196 (10-for-51) in 15 games...played with Perth in the Australian Baseball League after the VWL, batting .337 (29-for-86) in 23 games.

2009: Played in the World Baseball Classic with the Australian team, batting .250 (3-for-12) with one home run, three rbi and three runs scored in three games...started the regular season with Triple-A Rochester...hit a two-run homer on Opening Day, April 9 at Syracuse...went 3-for-6 with two home runs, a triple and four rbi, April 25 vs. Scranton/Wilkes-Barre...went 3-for-5 with a double, a home run and three rbi, May 5 at Louisville...placed on the disabled list with a strained left oblique, June 11...batted .370 (10-for-27) with four home runs and 11 rbi vs. left-handed pitching at Rochester...joined the GCL Twins for four games on a rehab assignment...reinstated July 7 and transferred to Double-A New Britain...collected two four-hit games with the Rock Cats, July 8 vs. Connecticut (three doubles) and August 6 at Erie...placed on the temporarily inactive list, September 5 until the end of the season to play with the Australian World Cup Team...had cyst removed from right wrist, December 10.

2008: Began season at Double-A New Britain...hit safely in 29 of his first 32 games...named Twins' Minor League Player of the Week and the Eastern League Player of the Week, April 26-May 1, after going 13-for-32 (.406) with six home runs, nine runs scored and 10 rbi...named both the Twins' Minor League Player of the Month and Eastern League Player of the Month for April...had 17-game hitting streak, going 32-for-77 (.416), April 21-May 15...disabled with left groin strain, June 9-27...named to the 2008 Futures Game (World Team) where he started at third base and went 0-for-2, July 13 at New York...promoted to Triple-A Rochester, July 31...recorded 10 multi-hit games in just 29 games with the Red Wings...started 26 games at third base...played in the Venezuelan Winter League for Tigres de Aragua.

2007: Spent entire season at Double-A New Britain...appeared in 92 games seeing time at first base, second base, third base and the outfield...went 4-for-4 with two rbi and two runs scored, May 9 at Harrisburg...hit safely in seven straight games, including six multi-hit games, June 3-12...during the seven games, he hit .739 (17-for-23)...named Eastern League Player of the Week, June 4-10...went 2-for-4 with two home runs, July 28 at New Hampshire...posted a .309 (30-for-97) batting average vs. lefties...hit .355 in 29 home games.

2006: Spent entire season at Single-A Ft. Myers...homered and drove in three runs in his first game of the season, April 6 at Sarasota...appeared in 95 games, including 82 at third base, nine at second base and one at first base.

2005: Began season at Single-A Beloit...promoted to Single-A Ft. Myers, July 29...played for the Australian National Team in the 2005 World Cup, September 2-17...recorded his first hit (1-for-3) of the games, September 7 vs. Czech Republic...appeared in seven games going 1-for-15.

2004: Spent entire season at Rookie Level Elizabethton...started the season going 0-for-15 before going 10-for-his-next-25 (.400)...finished the year hitting .333 (21-for-63) over his final 18 games...appeared in 44 games, including 40 at second base and one at first base.

2003: Made his professional debut with the GCL Twins...reached base safely in 19 straight games (.442 OBP), June 28-July 18...led the team in rbi and was second in hits and total bases...named to the GCL Postseason All-Star team...played 33 games at shortstop and 23 at third base.

PROFESSIONAL: Signed by scout Howard Norsetter.

HUGHES' GAME HIGHS

2011					CAREER			
Hits: 3, 3x, last 7/8 at CWS.	HR: 2, 8/28 vs. Det				Hits: 3, 3x, last 7/8/11 at CWS.	HR: 2, 8/28/11 vs. Det.		
RBI: 5, 8/28 vs. Det.	Hit-Streak: 6, 6/3-9				RBI: 5, 8/28/11 vs. Det	Hit-Streak: 6, 6/3-9/11		
Grand Slams: - -	SB: 1, 3x, last 9/19 at NYY.				Grand Slams: - -	SB: 1, 3x, last 9/19/11 at NYY.		

HUGHES' BATTING RECORD

YEAR	CLUB	AVG	G	AB	R	H	2B	3B	HR	RBI	SH	SF	HB	BB	SO	SB	CS	E	OBP
2003	GCL Twins	.305	54	190	22	58	9	4	2	25	4	1	2	15	22	5	5	12	.361
2004	Elizabethton	.284	44	141	20	40	8	1	3	19	2	3	4	9	30	1	3	4	.338
2005	Beloit	.257	72	292	42	75	14	2	7	42	2	3	7	21	63	4	2	10	.319
	Ft. Myers	.202	23	84	9	17	3	1	0	7	2	3	1	2	15	0	0	5	.222
2006	Ft. Myers	.231	95	333	31	77	15	0	4	37	2	5	5	23	72	6	2	19	.287
2007	New Britain	.283	92	315	56	89	18	2	9	43	5	4	4	34	68	4	1	3	.356
2008	New Britain	.319	70	285	53	91	15	3	15	40	2	1	3	28	70	4	1	12	.385
	Rochester	.283	29	106	17	30	7	1	3	21	0	3	1	7	30	2	0	5	.325
2009	GCL Twins	.273	4	11	0	3	0	0	0	0	0	0	0	4	1	0	0	3	.467
	New Britain	.250	56	200	22	50	15	3	6	36	1	5	4	19	38	1	1	9	.320
	Rochester	.259	37	135	19	35	8	2	6	28	0	3	1	18	38	2	0	10	.344
2010	Rochester	.257	22	74	12	19	8	0	1	7	1	0	1	5	18	2	0	1	.313
	MINNESOTA	.286	2	7	1	2	0	0	1	1	0	0	0	3	0	1	0	.286	
2011	Rochester	.231	30	117	16	27	6	1	4	11	0	2	0	10	18	2	0	4	.287
	MINNESOTA	.223	96	287	31	64	12	0	7	30	2	1	3	24	79	3	2	5	.289
Minor League Totals		.268	628	2283	319	611	126	20	60	316	21	33	33	195	483	33	15	97	.330
Major League Totals		.224	98	294	32	66	12	0	8	31	2	1	3	24	82	3	3	5	.289

HUGHES' FIELDING RECORD

POSITION	PCT	G	PO	A	E	TC	DP	PB
First Base	.997	36	278	13	1	292	26	—
Second Base	.989	37	79	108	2	189	25	—
Third Base	.953	15	10	31	2	43	3	—
Totals	.990	88	367	152	5	524	54	—

HUGHES' WORLD BASEBALL CLASSIC RECORD

YEAR	CLUB	AVG	G	AB	R	H	2B	3B	HR	RBI	SH	SF	HB	BB	SO	SB	CS	E	OBP
2006	Australia	.000	2	3	0	0	0	0	0	0	0	0	1	1	1	0	0	0	.400
2009	Australia	.250	3	12	3	3	1	0	1	3	0	0	1	1	5	0	0	0	.357
WBC Totals		.200	5	15	3	3	1	0	1	3	0	0	2	2	6	0	0	0	.368

CHUCK JAMES

LEFT-HANDED PITCHER

44

Height: 6-0

Bats: L

Born: 11/9/81 in Atlanta, GA

Resides: Douglasville, GA

Acquired: Signed as free agent, 12/14/10

M.L. Service: 2 years, 132 days

Contract Status: Signed thru 2011

Weight: 190

Throws: L



PERSONAL: Charles Hamilton James...wife Julie (Thompson)...son Tucker (3/4/09)...2000 graduate of Pebblebrook (GA) High School...attended Chattahoochee Valley Community College in Phenix City, AL.

2011:

- Was a Spring Training invite...reassigned to minor league camp, March 30.
- Had his contract selected from Rochester, May 28...five of his eight appearances for the Twins were scoreless.
- Optioned to Triple-A Rochester, June 16, when Glen Perkins returned from rehab assignment.
- Nine of his final 13 appearances were scoreless with the Red Wings...posted a 2.70 ERA (6.2 ip, 2 er) in four July games and a 1.00 ERA (18.0 ip, 2 er) in nine August games.
- Made 38 appearances for the Red Wings, going 3-2, 2.30 (62.2 ip, 16 er) with one save, 67 strikeouts and 27 walks.

2010: Signed as a minor league free agent with the Washington Nationals, January 25...was transferred to Single-A Vermont to start the season to extended Spring Training...transferred to Triple-A Syracuse, April 23, winning each of his first two starts, including 5.0 scoreless innings with one hit allowed, no walks and five strikeouts, April 23 vs. Rochester...transferred to Double-A Harrisburg after five starts for the Chiefs...did not allow a run in his first five outings for the Senators, tossing 14.2 scoreless innings in that span...did not allow a run in 14.0 innings in July with 15 strikeouts and two walks allowed...earned his first professional save, July 12 at Reading...went 7-0, 1.24 (36.1 ip, 5 er) with 40 strikeouts and two saves as a reliever for the Senators and 1-0, 3.00 (9.0 ip, 3 er) with 10 strikeouts as a starter...held left-handed batters to a .219 (14-for-64) batting average with no extra-base hits...righties batted .154 (14-for-91) with five extra-base hits.

2009: Missed the entire season recovering from labrum and rotator cuff surgery after the 2008 season.

2008: Placed on the disabled list to start the season, March 21-April 9 due to left shoulder rehabilitation...made his first start, April 9 at Colorado, allowing six runs (all in the third inning) on five hits in 3.0 innings...optioned to Triple-A Richmond, April 10...recalled, April 17, replacing Tom Glavine (DL)...recorded his first win of the season, April 19 vs. Los Angeles (NL), allowing one run, a homer in the second inning...optioned to Richmond, April 24, going 1-1, 1.59 (17.0 ip, 3 er) for the R-Braves and recalled to Atlanta, May 10...made two starts for the Braves, allowing 10 runs in 10.0 innings...optioned back to Richmond, May 15 where he walked 18 batters in 21.1 innings pitched...placed on the disabled list, May 24-June 4...recalled to Atlanta, August 1 and made two starts for the Braves...optioned back to Richmond, August 8, through the rest of the season.

2007: Spent his first full season at the Major League level with Atlanta...made first start of the season, April 5 at Philadelphia, allowing one run on six hits in 5.0 innings, earning the win...carried a perfect game into the sixth inning and a no-hitter into the seventh, ending with 7.0 shutout innings and one hit allowed, May 12 at Pittsburgh...retired 12 of his first 13 hitters and threw 5.0 scoreless innings, June 24 vs. Detroit...posted a 2.48 ERA (29.0 ip, 8 er) in the month of July...disabled with left shoulder impingement, August 17-September 1...tossed 7.0 shutout innings, September 19 vs. Florida...allowed 32 home runs, which led the club and were the third-most allowed in the NL...was third on club with 11 quality starts and 161.1 innings pitched...allowed three-plus earned runs in just nine of his 30 starts...Braves went 17-13 in his 30 starts.

2006: Made Braves Opening Day roster for the first time in his career...made three stints with the Braves...disabled with strained right hamstring, May 6-June 7, including a rehab assignment with Single-A Rome and Triple-A Richmond...moved into the starting rotation, June 25 where he posted all 11 of his wins...made his first career Major League start, June 25 at Tampa Bay, allowing one earned run on two hits in 8.0 innings, while earning the win...won his fourth consecutive start, July 16 at San Diego, becoming the first Brave to win his first four Major League starts since Jesse Barnes to end the 1915 season and start the 1916 season...allowed two earned runs-or-fewer in eight consecutive starts, August 9-September 14...earned his sixth straight win, September 18 vs. Philadelphia...ranked fourth among NL rookies in ERA and tied for fourth in wins...ranked first in winning percentage (.733) and fifth in opponent batting average (.232)...went 11-4 with a 3.93 ERA as a starter and 0-0 with a 2.38 ERA as a reliever...held right-handed batters to a .215 batting average while lefties batted .297.

2005: Pitched at Single-A Myrtle Beach, Double-A Mississippi, Triple-A Richmond and Atlanta, posting a combined record of 13-7 with a 2.12 ERA and 193 strikeouts in 161.1 ip (29 starts)...began the season at Single-A Myrtle Beach (April 8-May 9) and went 3-3 with a 1.08 ERA in seven games...promoted to Double-A Mississippi (May 14-August 4) and went 9-1 with a 2.09 ERA in 16 games...promoted to Triple-A Richmond and went 1-3 with a 3.48 ERA in six games...contract selected by Atlanta, September 15 and appeared in two games, allowing one run with five strikeouts in 5.2 innings...made Major League debut, September 28 vs. Colorado, striking out three in 2.0 innings (Brad Hawpe first strikeout victim)...singled off Ismael Valdez for first Major League hit, October 1 at Florida...received the Phil Niekro Award, given annually to the top pitcher in the Braves' minor league system...named the Braves' top pitching prospect by *Sports Weekly* and seventh-best prospect by *Baseball America*.

2004: Spent the season with Single-A Rome...named the Braves Minor League Player of the Month for April, going 3-0, 0.93 (19.1 ip, 2 er) with 21 strikeouts...named South Atlantic League Pitcher of the Month for May with three wins and a 1.82 ERA...led club and was tied for fourth among Braves minor leaguers in wins...led club and was second in SAL in ERA...led club and was second in the SAL in strikeouts...was honored as the South Atlantic League Pitcher of the Year and was selected to the SAL regular-season and post-season All-Star Teams.

2003: Spent the season with Single-A Danville...led club in ERA (1.25) and strikeouts (68)...ranked second in the Appalachian League in strikeouts...named Braves' Pitcher of the Year for Danville.

PROFESSIONAL: Atlanta's 20th round pick in the 2002 First-Year Player Draft...signed by scout Al Goetz.

JAMES' GAME HIGHS

2011

IP: 2.0, 3x, last 7/21 vs. Det.

Walks: 1, 4x, last 7/24 vs. Det.

SO: 2, 2x, last 7/24 vs. Det.

CG: - -

Win-Streak: - -

Low-Hit: - -



CAREER

IP: 8.0, 2x, last 9/4/06

Walks: 6, 9/19/06 at Was.

SO: 8, 3x, last 5/28/07 at Mil.

CG: - -

Win-Streak: 6, 8/14-9/14/06

Low-Hit: - -

JAMES' PITCHING RECORD

YEAR	CLUB	W-L	ERA	G	GS	CG	SH	SV	IP	H	R	ER	HR	HB	BB	SO	WP	BK	BAA
2003	Danville	2- 1	1.25	11	11	0	0	0	50.1	26	9	7	1	0	19	68	2	0	.151
2004	Rome	10- 5	2.25	26	22	1	0	0	132.0	92	41	33	6	7	48	156	3	0	.203
2005	Myrtle Beach	3- 3	1.08	7	7	0	0	0	41.2	20	6	5	1	1	8	59	2	0	.139
	Mississippi	9- 1	2.09	16	16	0	0	0	86.0	62	25	20	4	2	18	104	4	0	.199
	Richmond	1- 3	3.48	6	6	0	0	0	33.2	21	13	13	4	0	10	30	0	0	.176
	ATLANTA	0- 0	1.59	2	0	0	0	0	5.2	4	1	1	0	0	3	5	1	0	.200
2006	ATLANTA	11- 4	3.78	25	18	0	0	0	119.0	101	54	50	20	6	47	91	2	0	.232
	Rome	0- 0	0.00	1	1	0	0	0	1.0	0	0	0	0	0	0	1	0	0	.000
	Richmond	1- 0	2.67	7	6	0	0	0	33.2	30	10	10	3	0	6	25	1	0	.236
2007	ATLANTA	11-10	4.24	30	30	0	0	0	161.1	164	77	76	32	1	58	116	1	1	.265
2008	ATLANTA	2- 5	9.10	7	7	0	0	0	29.2	36	30	30	10	3	20	22	1	1	.310
	Richmond	5- 5	2.92	16	15	0	0	0	86.1	76	34	28	5	3	39	74	3	0	.237
2009	INJURED - DID NOT PLAY																		
2010	Syracuse	2- 1	3.92	5	5	0	0	0	20.2	23	11	9	3	1	4	19	0	0	.277
	Harrisburg	8- 0	1.59	21	2	0	0	2	45.1	28	8	8	2	6	7	50	3	0	.181
2011	Rochester	3- 2	2.30	38	0	0	0	1	62.2	49	16	16	4	1	27	67	6	1	.213
	MINNESOTA	0- 0	6.10	8	0	0	0	0	10.1	12	7	7	1	0	4	8	0	2	.293
Minor League Totals		44-21	2.26	154	91	1	0	3	594.0	427	173	149	33	21	186	553	26	1	.202
Major League Totals		24-19	4.53	72	55	0	0	0	326.0	317	169	164	63	10	132	242	5	4	.258

JAMES' FIELDING RECORD

POSITION	PCT	G	PO	A	E	TC	DP	PB
Pitcher	.977	72	11	31	1	43	1	—

JAMES' BATTING RECORD

BATTING	AVG	AB	R	H	2B	3B	HR	RBI	SH	SF	HB	BB	SO	SB	CS	OBP
Career	.082	97	5	8	1	0	0	3	12	0	0	3	34	0	0	.110

Last Home Run: None

JAMES' DAY-BY-DAY

Date	Opp.	Score	Dec.	IP	H	R	ER	HR	BB	SO	Left Game or IR/IRS				
5/29	LAA.	5-6	ND	0.1	0	0	0	0	0	0	1/0				
MAY TOTALS				0-0	0.1	0	0	0	0	0	0.00 ERA				
6/1	@Det.	2-4	ND	2.0	0	0	0	0	1	1	0/0				
6/7	@Cle.	0-1	ND	2.0	1	0	0	0	1	0	0/0				
6/9	Tex.	5-4	ND	0.2	0	0	0	0	0	1	3/0				
JUNE TOTALS				0-0	4.2	1	0	0	2	2	0.00 ERA				
PRE-ASG TOTALS				0-0	5.0	1	0	0	2	2	0.00 ERA				
7/18 (2)	Cle.	3-6	ND	1.0	3	2	2	0	0	1	0/0				
7/21	Det.	2-6	ND	2.0	3	1	1	1	1	2	0/0				
7/24	Det.	2-5	ND	1-1	1	0	0	0	1	2	1/0				
7/25	@Tex.	6-20	ND	1.0	4	4	4	0	0	1	3/1				
JULY TOTALS				0-0	5.1	11	7	7	1	2	11.81 ERA				
POST-ASG TOTALS				0-0	5.1	11	7	7	1	2	11.81 ERA				
SEASON TOTALS				0-0	10.1	12	7	7	1	4	6.10 ERA				

JASON KUBEL

OUTFIELDER

16

Height: 6-0

Bats: L

Born: 5/25/82 in Belle Fourche, SD

Resides: Calabasas, CA

Acquired: 12th round, 2000 First-Year Player Draft

M.L. Service: 7 years, 9 days

Contract Status: Signed thru 2011

Weight: 220

Throws: R



PERSONAL: Jason James Kubel (pronounced KOO-bull)...wife Blake (Tonkin)...son Owen (1/23/08)...2000 graduate of Highland (CA) High School...named to All-Golden League First Team in 1998-2000...his brother-in-law, Michael Tonkin, was the Twins 30th round draft selection in 2008.

2011:

- Hit safely in a season-high 10 straight games, April 16-28...homered in consecutive games, April 16 and 17 at Tampa Bay.
- Batted .351 (33-for-94) with nine doubles, two home runs and 10 rbi in 26 games in April with 11 multi-hit games.
- Led the American League in batting average through games of May 8, batting .351...ranked third in on-base percentage (.402) and 10th in slugging percentage (.518).
- Recorded four rbi, May 11 vs. Detroit...16th time in his career with four-or-more rbi.
- Played in his 700th career game, May 23 vs. Seattle.
- Recorded his 400th career rbi, May 29 vs. Los Angeles (AL).
- Recorded 10 rbi in an 11-game span from May 19-May 30 before being placed on the 15-day disabled list with a sprained left mid-foot.
- Ranked sixth in the American League in batting average at the time of his injury, batting .310...was tied for fourth in hits with 62.
- Went on rehab assignment, playing seven games for Single-A Ft. Myers and Triple-A Rochester combined...returned from rehab assignment and reinstated from the disabled list, July 22.
- Hit six home runs in August, including the 100th of his career, August 5 vs. Chicago (AL), off Mark Buehrle.
- Tied for first on the Twins with six games of three-or-more hits...his 28 multi-hit games ranked fourth on the club, despite playing in 99 games.
- Recorded nine outfield assists, which was tied for ninth-most in the American League...committed just one fielding error in 120 total chances

2010: Hit the first regular season home run in Target Field history, a seventh inning solo shot off Scott Atchison, April 12 vs. Boston...according to the Elias Sports Bureau, he became the first player to homer against the Red Sox in their first game of a season in a new park since 1923 when Babe Ruth homered in the opening game of Yankee Stadium...hit his sixth career grand slam (off Mariano Rivera) in the eighth inning with two outs, capping off a five-run eighth inning and an eventual 6-3 Twins victory, May 16 at New York (AL)...hit walk-off sac-fly in the bottom of the 12th inning, giving the Twins an 8-7 victory, May 22 vs. Milwaukee...had sixth career two-homer game and five rbi, May 27 vs. New York (AL)...had career-high 12-game hitting streak, batting .372 (16-for-43) with three doubles, one triple, three home runs and eight rbi, June 8-20...finished June with a .316 (30-for-95) batting average with 12 extra-base hits (seven doubles) in 27 games...hit his seventh career grand slam and second of the season, July 25 at Baltimore...had the game-winning rbi-single (an infield pop-up that hit the catwalk at Tropicana Field) in the ninth inning, August 5 at Tampa Bay...homered five times in a 10-game span, collecting 12 rbi and scoring 10 runs, August 2-12...collected his 350th career rbi with a three-run home run, August 12 at Chicago (AL), the homer was also his 100th hit of the season...finished tied for second in the American League for rbi in August with 23 (Jose Bautista - 24, Adrian Beltre and Paul Konerko - 23)...hit six home runs in August, which was tied for 12th-most in the American League...hit his 20th home run, marking his third consecutive season of 20-plus homers, September 25 at Detroit...tied his season-high with five rbi, September 27 at Kansas City...the five rbi pushed him passed 90 for the season, marking his second consecutive season of 90-plus runs batted in...played 83 games in right field, 42 as designated hitter...was used almost exclusively as the Twins right fielder after Michael Cuddyer moved to first base in Justin Morneau's absence (concussion)...finished second on the club with 92 rbi, behind Delmon Young (112)...was one of 12 players in American League with 20 doubles, 20 home runs, 90 rbi and 50 walks.

2009: Had back-to-back four hit games (fourth and fifth of career), April 17 and 18 vs. Los Angeles (AL)...hit for the cycle, April 17, finishing the cycle with a grand slam (fifth career) in the eighth inning, capping off a seven-run inning and giving the Twins an 11-9 lead and eventual win...became the third player in the last 100 years to finish a cycle with a grand slam (Yankees' Tony Lazzeri in 1932 and the Athletics' Miguel Tejada in 2001)...third career two-homer game, April 25 at Cleveland...fourth career two-homer game, June 4 vs. Cleveland (six rbi)...career-high 11-game hit-streak, hitting five home runs and collecting eight rbi, June 9-20...hit eight home runs in June, only three other Twins over the last 20 years have hit at least eight home runs during June (Chili Davis - 10 in 1991, Torii Hunter - 8 in 2005, and Justin Morneau - 10 in 2006)...finished the first-half, batting .311 (85-for-273) with 14 home runs and 45 rbi in 77 games...hit .375 (15-for-40) with five home runs and 16 rbi in 12 games, July 9-25...homered in consecutive games, August 30 vs. Texas and 31 vs. Chicago (AL)...fifth career two-homer game and tied season-high six rbi, October 4 vs. Kansas City...named American League Co-Player of the Week (with teammate Delmon Young), September 28-October 5, batting .423 (11-for-26), with two doubles, three home runs, five runs scored, 12 rbi and four multi-hit games...hit his 28th home run of the season in the 163rd game/tiebreaker game, October 6 vs. Detroit...batted .331 (81-for-245) with 20 doubles, 14 home runs and 56 rbi in 67 games vs. AL Central opponents (.356, 7 HR, 17 RBI vs. CLE)...26 of his 28 home runs were hit off right-handed pitching...finished eighth in the American League in slugging percentage (.539) and tied for eighth in rbi (103)...batted .322 against right-handed pitching, seventh-best in the AL...was fourth in the league with a 4.99 at-bats-per-rbi ratio...was one of just seven players in the Majors to finish with 25 home runs, 35 doubles, 100 rbi and a batting average of .300-or-higher...he is one of just three players in club history have recorded those numbers in a season (Justin Morneau in 2006 and Larry Hise in 1977).

2008: Hit third career grand slam (first of season) and season-high six rbi, April 9 at Chicago (AL)...hit first career pinch-hit home run, May 13

vs. Toronto...fourth career grand slam (second of season), May 25 at Detroit...hit safely in 15 of 17 games, going 21-for-61 (.344) with six home runs, 13 rbi and 19 runs scored, June 8-June 29...second career four-hit game and first career two-homer game, August 5 at Seattle...had eight hits in 10 at-bats in a three-game series vs. Seattle from August 15-17...finished August hitting .326 (28-for-86) with three home runs and 13 rbi in 25 games...went 3-for-4 with two home runs (second career two-homer game), a triple, three runs scored and three rbi, September 23 vs. Chicago (AL)...became the first Twin to hit two homers and a triple in the same game since Rich Becker on July 13, 1996...set career-highs in several offensive categories, including home runs (20), rbi (78), runs scored (74), hits (126), walks (47), triples (5), batting average (.273), on-base percentage (.335) and slugging percentage (.472).

2007: Spent entire season with the Twins...hit first home run since July 25, 2006, a span of 172 at-bats, May 15 at Cleveland...second career grand slam and career-high seven rbi, July 6 at Chicago (AL), marked the 15th time in Twins history a player drove in seven-or-more runs...hit .351 (27-for-77) with 16 runs, 11 doubles, 11 walks, three home runs and 16 rbi in 22 games, August 22-September 19...went 3-for-4 with two doubles, September 19 vs. Chicago (AL), his fourth game with two doubles.

2006: Began season with Minnesota...optioned April 16...recalled May 23...had season-high eight-game hit-streak, going 14-for-36 (.389), June 6-15...had game-winning walk-off grand slam (first career) in 12th inning and career-high fourth rbi, June 13 vs. Boston...homered in three consecutive games, June 13-15...first career four-hit game, July 1 vs. Milwaukee...recorded his third three-hit game of the season July 14 vs. Cleveland.

2005: Missed entire season recovering from surgery on left knee...rated second-best prospect in the Twins' organization by *Baseball America* entering the 2006 season.

2004: Began season at Double-A New Britain...had 10-game hit-streak, going 21-for-41 (.512), April 8-19...promoted to Triple-A Rochester, May 21...Twins' Minor League Player of the Month for May...played for United States Team in Futures Game, July 11 at Houston...International League Player of the Week, July 20-26...Twins' Minor League Player of the Week, August 7-13...had second two-homer game of season, August 20 vs. Pawtucket...named *Topps'* International League Player of the Month for August...led league in batting...named to International League Postseason All-Star team and International League Rookie of the Year...recalled and made Major League debut as pinch hitter, August 31 vs. Texas...doubled off Mike Wood for first Major League hit, September 4 vs. Kansas City...hit first Major League homer off Jon Garland, September 21 at Chicago (AL)...homered in consecutive games, September 21-22...was fourth among all minor leaguers in batting...named to *Baseball America's* Minor League All-Star First Team, rated second-best prospect in Eastern League and fourth-best prospect in International League by *Baseball America*...played for Grand Canyon in the Arizona Fall League...suffered torn anterior cruciate and posterior cruciate ligaments in left knee, October 12...ranked second-best prospect in the Twins' organization by *Baseball America* entering the 2005 season.

2003: Had season-high 13-game hit-streak, going 20-for-50 (.400), April 29-May 16...played in Florida State League All-Star Game, June 14 at Ft. Myers...led club in doubles, rbi and walks and was second in hits and total bases...tied for second in league in rbi and was fourth in batting...led all minor leaguers in sacrifice flies...named to Florida State League Postseason All-Star team...rated 17th-best prospect and best outfield arm in Florida State League by *Baseball America*...named to *Baseball America's* High Single-A All-Star team...rated eighth-best prospect in the Twins' organization by *Baseball America* entering the 2004 season.

2002: Had 14-game hit-streak, going 16-for-53 (.302), April 5-May 6...reached base safely in 28 consecutive games, April 5-May 22...disabled with ligament strain in right hand, April 26-May 6...Twins' Minor League Player of the Week, going 12-for-24 (.500), July 27-August 2...tied season-high 14-game hit-streak, going 23-for-53 (.434), July 26-August 8...had three-homer game and season-high six rbi, August 12 at West Michigan...had four homers in two games, August 12-13...Midwest League Player of the Week, August 12-18...Twins' Minor League Player of the Month for August, going 39-for-117 (.333)...led club in batting, hits, doubles, triples, homers, rbi and slugging percentage and was second in walks and on-base percentage...was third in league in batting and slugging percentage (.521)...named to Midwest League Postseason All-Star team...named to SportsTicker's All-Teen team and *Baseball America's* Low Single-A All-Star team...rated 37th-best outfield prospect in all minor leagues by *Baseball America*...rated eighth-best prospect in the Twins' organization by *Baseball America* entering the 2003 season.

2001: Season-high seven-game hit-streak, going 13-for-27 (.481), July 3-12...season-high five rbi, July 5 at GCL Rangers...played in GCL All-Star Game, August 11 at St. Petersburg...led club in rbi and was second in walks.

2000: Had five-game hit-streak, going 9-for-22 (.409), July 16-21...tied season-high three hits, July 17 at GCL Red Sox...season-high three rbi, July 19 vs. GCL Rangers...tied season-high five-game hit-streak, July 29-August 3.

PROFESSIONAL: Signed by scout Bill Melé.

KUBEL'S GAME HIGHS			
2011		CAREER	
Hits: 3, 6x, last 9/2 at LAA.	HR: 1, 12x, last 8/31 at CWS.		Hits: 4, 5x, last 4/18/09 vs. LAA. HR: 2, 6x, last 5/27/10 vs. NYY.
RBI: 4, 5/11 vs. Det.	Hit-Streak: 10, 4/16-28		RBI: 7, 7/6/07 at CWS. Hit-Streak: 12, 6/8-20/10
Grand Slams: - -	SB: 1, 4/16 at T.B.		Grand Slams: 7, last 7/25/10 at Bal. SB: 1, 10x, last 4/16 at T.B.

KUBEL'S PLAYING RECORD																				
YEAR	CLUB	AVG	G	AB	R	H	2B	3B	HR	RBI	SH	SF	HB	BB	SO	SB	CS	E	OBP	
2000	GCL Twins	.282	23	78	17	22	3	2	0	13	1	1	1	10	9	0	0	0	.367	
2001	GCL Twins	.331	37	124	14	41	10	4	1	30	0	2	2	19	14	3	2	1	.422	
2002	Quad Cities	.321	115	424	60	136	26	4	17	69	2	3	1	41	48	3	5	3	.380	
2003	Ft. Myers	.298	116	420	56	125	20	4	5	82	0	13	1	48	54	4	6	2	.361	
2004	New Britain	.377	37	138	25	52	14	4	6	29	0	1	1	19	19	0	2	4	.453	
	Rochester	.343	90	350	71	120	28	0	16	71	1	4	1	34	40	16	3	2	.398	
	MINNESOTA	.300	23	60	10	18	2	0	2	7	0	1	0	6	9	1	1	0	.358	
2005	MINNESOTA	INJURED - DID NOT PLAY																		
2006	MINNESOTA	.241	73	220	23	53	8	0	8	26	2	1	0	12	45	2	0	2	.279	
	Rochester	.283	30	120	18	34	7	2	4	22	0	2	0	12	23	2	0	0	.343	
2007	MINNESOTA	.273	128	418	49	114	31	2	13	65	1	5	1	41	79	5	0	2	.335	
2008	MINNESOTA	.272	141	463	74	126	22	5	20	78	0	7	0	47	91	0	1	3	.335	
2009	MINNESOTA	.300	146	514	73	154	35	2	28	103	0	5	3	56	106	1	1	0	.369	
2010	MINNESOTA	.249	143	518	68	129	23	3	21	92	0	5	3	56	116	0	1	5	.323	
2011	Ft. Myers	.000	2	3	0	0	0	0	0	1	0	0	0	3	0	0	0	0	.500	
	Rochester	.333	5	18	3	6	1	0	1	2	0	0	0	3	4	0	0	0	.429	
	MINNESOTA	.273	99	366	37	100	21	1	12	58	0	2	1	32	86	1	1	1	.332	
Minor League Totals		.320	455	1675	264	536	109	20	50	319	4	26	7	189	211	28	18	12	.386	
Major League Totals		.271	753	2559	334	694	142	13	104	429	3	26	8	250	532	10	5	13	.335	

KUBEL'S FIELDING RECORD									
POSITION	PCT	G	PO	A	E	TC	DP	PB	
Outfield	.982	394	693	23	13	729	10	—	

KUBEL'S DIVISION SERIES RECORD																				
YEAR	OPPONENT	AVG	G	AB	R	H	2B	3B	HR	RBI	SH	SF	HB	BB	SO	SB	CS	E	OBP	
2004	New York (AL)	.143	2	7	0	1	1	0	0	0	0	0	0	0	2	0	0	0	.143	
2009	New York (AL)	.071	3	14	0	1	0	0	0	0	0	0	0	0	9	0	0	0	.071	
2010	New York (AL)	.000	3	8	0	0	0	0	0	0	0	0	0	3	2	0	0	0	.273	
Division Series Totals		.069	8	29	0	2	1	0	0	0	0	0	0	3	13	0	0	0	.156	

FRANCISCO LIRIANO

LEFT-HANDED PITCHER

Height: 6-2

Bats: L

Born: 10/26/83 in San Cristobal, DR

Resides: Miami, FL

Acquired: Trade with San Francisco, 11/14/03

M.L. Service: 5 years, 104 days

Contract Status: Signed thru 2011

Weight: 215

Throws: L



47

PERSONAL: Francisco Casillas Liriano (pronounced lee-ree-AH-no)...wife Johanna (Guanace)...sons Kevin (4/4/08) and Francis Javier (6/8/10)...1999 graduate of Americo Pere (DR) High School.

2011:

- Was the Twins number two starter to open the season, making his first start, April 2 at Toronto, allowing four runs on four hits in 4.1 innings and was dealt the loss.
- Earned his first win, allowing two runs on five hits in 6.1 innings pitched, April 18 at Baltimore, snapping a personal six-game losing streak that spanned to September 19, 2010.
- He pitched the first no-hitter of 2011, the 263rd in MLB history, and sixth in Twins history, May 3 at Chicago...it marked the third no-hitter thrown at U.S. Cellular Field (previous two by Mark Buehrle)...it was the 13th time the White Sox had been no-hit in franchise history, the first since Bret Saberhagen on August 26, 1991, and first at home since Jack Morris did it on April 7, 1984 at old Comiskey Park...it was Liriano's first career complete game and shutout...his 9.13 ERA entering the start was the highest for any pitcher coming into a start in which he threw a no-hitter (minimum of five starts)...the previous high was St. Louis' Jose Jimenez' 6.69 ERA when he threw his no-hitter, June 25, 1999 against Arizona...Liriano's mound opponent, Edwin Jackson, threw a no-hitter in 2010...Liriano became the first pitcher in Major League history to throw a no-hit game against an opposing starter who had thrown a no-hitter the season before...he became just the second left-handed pitcher to throw a no-hitter against the White Sox in Chicago with the other being Jesse Tannehill for Boston in 1904...he walked six and struck out two, becoming the second pitcher since 1900 with four more walks than strikeouts (Pittsburgh's Cliff Chamber walked eight and struck out four when he no-hit the Braves in 1951)...his two strikeouts were the fewest for a pitcher in a no-hitter since the Dodgers' Jerry Reuss struck out two Giants in his no-hitter in 1980...Liriano became the fifth pitcher born in the Dominican Republic to throw a no-hitter, the others being Juan Marichal (1963), Ramon Martinez (1995), Jose Jimenez (1999) and Ubaldo Jimenez (2010).
- He was named AL Co-Player of the Week with Detroit's Justin Verlander for the period ending May 8...they became the first pair of pitchers to toss no-hitters within a five-day span of each other since Florida's Al Leiter and the Yankees' Dwight Gooden did it in May of 1996.
- Set a season-high with nine strikeouts, May 17 at Seattle...allowed one run on three hits in 7.0 innings and earned his third win.
- Recorded his 600th career strikeout, May 22 at Arizona, fanning Daniel Hudson in the second inning...gave up a home run to Juan Miranda in that start - the first homer he allowed to a lefty since Opening Day, April 6, 2009 vs. Seattle (Ken Griffey, Jr.).
- Placed on the 15-day disabled list, May 30 with left shoulder inflammation...reinstated June 7.
- Went 2-1, 2.52 (25.0 ip, 7 er) in four starts in May.
- Surpassed 600.0 innings for his career, June 7 at Cleveland.
- Recorded a career-high with seven walks, August 9 vs. Boston, becoming the first Twin to walk seven since Boof Bonser, April 26, 2007.
- Placed on the 15-day disabled list with a left posterior shoulder strain, August 25...reinstated, September 16...made two relief appearances to finish the season.

2010: Started the season as the Twins' number five starter, making his first start, allowing three runs on four hits in 6.0 innings (no-decision), April 9 at Chicago (AL)...recorded first win, tossing 7.0 scoreless innings, April 15 vs. Boston...was named the American League Pitcher of the Month (first career honor) for April, going 3-0, 0.93 ERA (29.0 ip, 3 er), with 18 hits allowed...he was the only pitcher in the American League with a sub-1.00 ERA for the month...posted a 23.0 scoreless inning streak from April 15-May 2, becoming the second Twins starting pitcher since 1993 to post a streak of that length (Johan Santana - 33.0 consecutive scoreless innings in 2004)...struck out 10 batters, June 5 at Oakland, then 11 batters, June 11 vs. Atlanta, becoming the first Twins pitcher since Johan Santana (May, 2007) to post consecutive 10-plus strikeout games in one season...tied a club record for most consecutive strikeouts (7), June 11 vs. Atlanta, striking out seven consecutive batters between the third and fifth innings to tie the club mark set by Jim Merritt, July 21, 1966...finished the first-half with the fourth-most strikeouts in the American League (117) and held left-handed batters to a .188 average (fifth-best among American League left-handed starters), with no walks...recorded 500th career strikeout (Mike Aviles), July 26 at Kansas City...earned his 10th victory, tossing 7.0 shutout innings allowing two hits, 11 strikeouts and two walks, as the Twins set a season-high with their eighth consecutive victory, August 1 vs. Seattle...reached 500.0 career innings pitched, August 12 at Chicago (AL)...did not allow a home run in 96.1 consecutive innings pitched, May 20-August 18, marking the second-longest streak in Twins history, behind Bert Blyleven's 99.0 innings from 1974-1975...set a career-high with his 25th start of the season, August 26 at Texas...had career-high eight-game winning streak, July 16-September 14...set a single-season career-high with his 30th appearance, September 24 at Detroit...struck out his 200th batter, September 30 vs. Toronto, marking the 20th time in club history in which a pitcher struck out 200-plus in a season and he became the seventh different pitcher to do so (Blyleven - 6, Santana - 4, Pascual - 4, Chance - 2, Kaat - 2, Boswell - 1)...Pitched 7.0-plus innings in 16 of his 31 starts (11-1)...allowed just nine home runs all season, with just two coming in his first 23 starts, April 9-August 12...his nine home runs allowed were the fewest for a pitcher with a minimum of 190.0 innings pitched since New York's Chien-Ming Wang in 2007, who also allowed nine in 199.1 innings...Faced 172 left handed batters on the season, allowing just 43 of them to reach base (36 hits, four walks and three hit by pitch)...started five of the Twins 13 shutouts on the season: April 15 vs. Boston, April 21 vs. Cleveland, April 27 at Detroit, July 21 vs. Cleveland and August 1 vs. Seattle...his 20 quality starts were twice as many as his previous career-high (10 in both 2006 and 2009)...was named the American League Comeback Player of the Year, becoming the first Twin to win the award...became just the fifth

different pitcher to strike out 200-plus batters and allow nine-or-fewer home runs in a season...the other include: Kevin Brown in 1998, Roger Clemens in 1997 and 1990, Dwight Gooden in 1984 and Pedro Martinez in 1999 and 2003.

2009: Was the Twins' Opening Day starter for the first time in his career, April 6 vs. Seattle...lost each of his first four starts, posting an ERA of 7.06 (21.2 ip, 17 er) in those starts...won back-to-back starts, tossing 7.1 innings on May 4 at Detroit, allowing two runs on four hits and nine strikeouts, May 4-9...won consecutive starts, June 23 at Milwaukee and June 28 at St. Louis...recorded his fifth win of season, allowing one run on three hits in 7.0 innings, August 12 vs. Kansas City...placed on the 15-day disabled list with left arm fatigue, August 18...reinstated, September 9...pitched in six games (one start) upon his return, going 0-1, 5.79 (9.1 ip, 6 er).

2008: Made one start at Single-A Ft. Myers before being promoted to Triple-A Rochester, April 4...recalled April 12...was 0-3, with a 11.32 ERA in three starts before being optioned to Rochester, April 25...named International League Pitcher of the Week, June 30-July 6, going 2-0, 0.00 with just seven hits allowed in 13.0 innings with 16 strikeouts...pitched 26.2 consecutive scoreless innings from June 30-July 17...went 5-0, 1.32 (34.0 ip, 5 er) with five walks and 42 strikeouts in five July starts at Rochester and was named the *Topps* Player of the Month...went 10-0, 2.67 (70.2 ip, 21 er) in his last 11 starts...recalled August 1...made a start in place of Livan Hernandez, August 3 vs. Cleveland, earned the win by tossing 6.0 shutout innings, giving up just three hits, walking three and striking out five...finished the month of August with the second lowest ERA (1.23) in the Majors (minimum of five starts), behind CC Sabathia's 1.12 and the fourth-lowest batting-average-against (.191)...season-high nine strikeouts, September 5 vs. Detroit...earned his sixth win of the season and extended his personal six-game win-streak, September 21 at Tampa Bay...pitched 7.0-plus innings in four of his last six starts...held left-handed batters to a .217 batting average with one home run while righties hit .266 with six home runs...posted a record of 4-2, 2.76 (42.1 ip, 13 er) in seven home starts, while going 2-2, 5.35 (33.2 ip, 20 er) in seven road starts...seven quality starts in 14 chances...led the Twins organization in wins (16), strikeouts (188), innings pitched (199.1) and starts (34).

2007: Missed entire season recovering from "Tommy John" surgery on left elbow.

2006: Did not allow a run in six of seven appearances (all in relief), going 1-0, 0.77 (11.2 ip, 1 er), April 5-25...won three consecutive starts, going 3-0, 0.56 (16.0 ip, 1 er), May 19-31...went 3-0 with a 1.13 ERA (24.0 ip, 3 er) and 26 strikeouts in May...had career-high six-game win-streak, going 6-0, 1.23 (44.0 ip, 6 er), June 11-July 8...had first career 10-plus strikeout game (11), June 16 at Pittsburgh...named American League Rookie of the Month for June and July, becoming the second player in history to win the award in consecutive months (Ichiro, 2001)...second career 10-plus strikeout game (12), July 2 vs. Milwaukee...was named to his first All-Star game after going into the break with a record of 10-1 and a 1.83 ERA...he became just the second rookie to head into the All-Star break with at least 10 wins and a sub-2.00 ERA, the other was Jerry Koosman of the Mets in 1968 (11-4, 1.94)...he set pre-All-Star game club records with a 1.83 ERA, 10 wins, 102 strikeouts and was fourth with a .201 batting-average-against...third career 10-plus strikeout game (10), July 23 at Cleveland...tied career-high 12 strikeouts (fourth career 10-plus strikeout game), July 28 vs. Detroit...disabled with strained ulnar collateral ligament in left elbow, August 10-September 11...made a rehab start in Rochester's first round playoff game, September 9...did not allow a hit or a run in 3.0 innings while striking out four and walking one...made a start September 13 vs. Oakland and lasted just 2.0 innings after experiencing pain in his left elbow...was shut down for the rest of the season...finished the season allowing just one home run to lefties with a .202 batting-average-against...set the Twins All-Time rookie strikeout record with 144, breaking Bert Blyleven's mark of 135 in 1970...his 12 wins tied him for third on that same list...ranked among Major League leading rookies in strikeouts (1st), ERA (2nd), wins (2nd), batting-average-against (2nd) and innings (5th)...finished third in the American League Rookie of the Year voting with 30 points (recording one first place vote), behind Justin Verlander (Detroit) and Jonathan Papelbon (Boston)...won Bill Boni Award as Twins' Outstanding Rookie...had "Tommy John" surgery on left elbow, November 6.

2005: Began season at New Britain...promoted to Rochester, June 17...played for World Team in Futures Game, July 10 at Detroit...International League Pitcher of the Week, July 18-24...Twins' Minor League Player of the Week, July 23-29...Twins' Minor League Pitcher of the Month for July, going 4-1, 1.03 (35.0 ip, 4 er) with 10 walks and 37 strikeouts in five starts...*Topps*' International League Pitcher of the Month for July...International League Pitcher of the Week, August 1-7...named International League Rookie of the Year and *USA Today* Minor League Player of the Year...recalled September 2...made Major League debut in relief, September 5 vs. Texas...made first career start, September 14 at Detroit...recorded first Major League win, season-high 7.0 innings and tied season-high eight strikeouts, September 30 vs. Detroit...led all minor league pitchers in strikeouts...named to *Baseball America*'s Minor League All-Star team, Triple-A All-Star team and Triple-A Player of the Year...rated best prospect in Eastern League and best pitching prospect and second-best prospect in International League by *Baseball America*...ranked the top prospect in the Twins' organization by *Baseball America* entering the 2006 season.

2004: Began season at Ft. Myers...Florida State League Pitcher of the Week, April 19-25...Twins' Minor League Player of the Week, May 22-28...selected to Florida State League All-Star team, June 12 at St. Lucie...had three-game win-streak, going 3-0, 2.21 (20.1 ip, 5 er), July 14-24...season-high 12 strikeouts, July 19 at Brevard County...promoted to New Britain, August 2...tied season-high three-game win-streak, August 27-September 6...tied season-high 8.0 innings, September 1 at Harrisburg...rated 11th-best prospect in Florida State League by *Baseball America* and fifth-best prospect in the Twins' organization by *Baseball America*, entering the 2005 season.

2003: Disabled with left lat strain, April 6-May 25 and June 18-September 15...acquired from San Francisco along with pitchers Joe Nathan and Boof Bonser in exchange for catcher A.J. Pierzynski and cash, November 14.

2002: Disabled with left elbow strain, April 25-May 9...disabled with blister on left hand, May 22-30...named *Howe Sportsdata*'s South Atlantic League Player of the Week, June 7-13...disabled with left shoulder strain, July 24-September 19...had .210 (61-for-291) batting-average-against, with left-handers batting .203 (14-for-69) with two homers and right-handers batting .212 (47-for-222) with four homers...ranked fourth-best prospect in the Giants organization by *Baseball America*, entering the 2003 season.

2001: Began season at AZL Giants...season-high three-game win-streak, July 2-12...was 2-1, 2.81 (16.0 ip, 5 er) in four starts, August 7-22...was second in league in starts, innings pitched and strikeouts...promoted to Salem-Keizer, August 25...tied season-high 6.0 innings and season-high 10 strikeouts, September 4 at Eugene...ranked eighth-best prospect in the Arizona League by *Baseball America*.

PROFESSIONAL: Signed by San Francisco as non-drafted free agent, September 9, 2000...signed by scout Rick Ragazzo.

LIRIANO'S GAME HIGHS

2011				CAREER			
IP: 9.0, 5/3 at CWS.	Walks: 7, 8/9 vs. Bos.			IP: 9.0, 5/3/11 at CWS.	Walks: 7, 8/9/11 vs. Bos.		
SO: 9, 2x, last 6/12 vs. Tex.	CG: 1, 5/3 at CWS.			SO: 12, 2x, last 7/28/06 vs. Det.	CG: 1, 5/3/11 at CWS.		
Win-Streak: 2, 2x, last 8/15-20	Low-Hit: 0, 5/3 at CWS.			Win-Streak: 8, 7/16-9/14/10	Low-Hit: 0, 5/3/11 at CWS.		

LIRIANO'S FIELDING RECORD

POSITION	PCT	G	PO	A	E	TC	DP	PB
Pitcher	.979	134	17	76	2	95	5	—

LIRIANO'S PITCHING RECORD																			
YEAR	CLUB	W-L	ERA	G	GS	CG	SH	SV	IP	H	R	ER	HR	HB	BB	SO	WP	BK	BAA
2001	AZL Giants	5- 4	3.63	13	12	0	0	0	62.0	51	26	25	3	1	24	67	6	3	.232
	Salem-Keizer	0- 0	5.00	2	2	0	0	0	9.0	7	5	5	2	0	1	12	0	0	.206
2002	Hagerstown	3- 6	3.49	16	16	0	0	0	80.0	61	45	31	6	0	31	85	4	0	.210
2003	San Jose	0- 1	54.00	1	1	0	0	0	0.2	5	4	4	0	0	2	0	1	0	.714
	AZL Giants	0- 1	4.32	4	4	0	0	0	8.1	5	4	4	1	0	6	9	1	1	.192
2004	Ft. Myers	6- 7	4.00	21	21	0	0	0	117.0	118	56	52	6	0	43	125	6	2	.269
	New Britain	3- 2	3.18	7	7	0	0	0	39.2	45	14	14	4	2	17	49	3	0	.287
2005	New Britain	3- 5	3.64	13	13	0	0	0	76.2	70	36	31	6	2	26	92	4	1	.242
	Rochester	9- 2	1.78	14	14	0	0	0	91.0	56	25	18	4	0	24	112	2	1	.177
	MINNESOTA	1- 2	5.70	6	4	0	0	0	23.2	19	15	15	4	0	7	33	0	0	.221
2006	MINNESOTA	12- 3	2.16	28	16	0	0	1	121.0	89	31	29	9	1	32	144	9	1	.205
2007	MINNESOTA	INJURED - DID NOT PLAY																	
2008	Ft. Myers	0- 1	6.75	1	1	0	0	0	5.1	6	4	4	0	0	2	8	0	0	.300
	Rochester	10- 2	3.28	19	19	0	0	0	118.0	102	44	43	8	3	31	113	4	0	.231
	MINNESOTA	6- 4	3.91	14	14	0	0	0	76.0	74	40	33	7	1	32	67	3	0	.254
2009	MINNESOTA	5-13	5.80	29	24	0	0	0	136.2	147	93	88	21	6	65	122	5	1	.279
2010	MINNESOTA	14-10	3.62	31	31	0	0	0	191.2	184	77	77	9	10	58	201	10	1	.252
2011	MINNESOTA	9-10	5.09	26	24	1	1	0	134.1	125	81	76	14	7	75	112	9	0	.249
Minor League Totals		39-31	3.42	111	110	0	0	0	607.2	526	263	231	40	8	207	672	31	8	.235
Major League Totals		47-42	4.19	134	113	1	1	1	683.1	638	337	318	64	25	269	679	36	3	.248

LIRIANO'S BATTING RECORD																			
BATTING		AVG	AB	R	H	2B	3B	HR	RBI	SH	SF	HB	BB	SO	SB	CS	OBP		
Career		.143	14	0	2	0	0	0	2	2	0	0	2	7	0	0	.250		

LIRIANO'S DIVISION SERIES RECORD																			
YEAR	OPPONENT	W-L	ERA	G	GS	CG	SH	SV	IP	H	R	ER	HR	HB	BB	SO	WP	BK	BAA
2009	New York (AL)	0- 0	4.50	1	0	0	0	0	2.0	1	2	1	1	0	1	1	0	0	.143
2010	New York (AL)	0- 0	6.35	1	1	0	0	0	5.2	6	4	4	0	0	3	7	1	0	.261
Division Series Totals		0- 0	5.87	2	1	0	0	0	7.2	7	6	5	1	0	4	8	1	0	.233

LIRIANO'S ALL-STAR GAME RECORD																			
YEAR	HOST	W-L	ERA	G	GS	CG	SH	SV	IP	H	R	ER	HR	HB	BB	SO	WP	BK	BAA
2006	Pittsburgh	DID NOT PLAY																	

LIRIANO'S WORLD BASEBALL CLASSIC RECORD																			
YEAR	CLUB	W-L	ERA	G	GS	CG	SH	SV	IP	H	R	ER	HR	HB	BB	SO	WP	BK	BAA
2006	Dominican Republic	0- 0	1.69	2	0	0	0	0	5.1	3	2	1	0	0	3	8	0	0	.150

LIRIANO'S DAY-B-DAY																			
Date	Opp.	Score	Dec.	IP	H	R	ER	HR	BB	SO	Left Game or IR/IRS								
4/2	@Tor.	1-6	L	4.1	4	4	4	2	5	3	Trailing 2-0								
4/7	@NYY.	3-4	L	5.0	4	4	4	0	3	5	Trailing 4-2								
4/13	K.C.	5-10	L	5.0	8	7	7	0	1	4	Trailing 6-5								
4/18	@Bal.	5-3	W	6.1	5	2	2	2	5	2	Leading 3-2								
4/27	T.B.	2-8	L	3.0	6	7	7	0	4	4	Trailing 4-1								
APRIL TOTALS				1-4	23.2	27	24	4	18	18	9.13 ERA								
5/3	@CWS.	1-0	W	9.0	0	0	0	0	6	2	1st CG								
5/10	Det.	2-10	L	3.0	3	4	4	1	3	1	Trailing 4-0								
5/17	@Sea.	2-1	W	7.0	3	1	1	0	1	9	Leading 2-1								
5/22	@Ari.	2-3	ND	6.0	6	2	2	1	4	4	Tied 2-2								
MAY TOTALS				2-1	25.0	12	7	2	14	16	2.52 ERA								
6/7	@Cle.	0-1	L	5.0	3	1	0	0	3	7	Trailing 1-0								
6/12	Tex.	6-1	W	8.0	2	1	1	0	0	9	Leading 6-1								
6/19	S.D.	5-4	ND	7.0	8	3	3	0	2	8	Leading 4-3								
6/25	@Mil.	1-11	L	3.2	8	6	5	1	2	3	Trailing 6-1								
JUNE TOTALS				1-2	23.2	21	11	9	7	27	4.98 ERA								
7/1	Mil.	6-2	W	7.0	4	2	2	1	2	7	Leading 5-2								
7/6	T.B.	5-12	ND	4.1	6	5	5	1	4	4	Trailing 5-4								
PRE-ASG TOTALS				4-7	83.2	70	49	47	9	45	5.06 ERA								
7/14	K.C.	8-4	W	7.0	7	3	1	0	2	4	Leading 8-3								
7/19	Cle.	2-1	ND	6.0	4	1	1	0	4	5	Trailing 1-0								
7/24	Det.	2-5	L	2.1	6	4	4	0	4	3	Trailing 3-0								
7/29	@Oak.	9-5	W	7.0	6	2	2	1	2	4	Leading 5-2								
JULY TOTALS				3-1	33.2	33	17	15	3	18	4.01 ERA								
8/4	@LAA.	1-7	L	5.0	10	7	7	1	2	5	Trailing 7-0								
8/9	Bos.	3-4	ND	6.0	4	3	3	1	7	4	Tied 3-3								
8/15	@Det.	9-6	W	6.0	9	5	5	2	1	4	Leading 6-5								
8/20	NYY.	9-4	W	7.0	3	1	0	0	3	6	Leading 9-1								
8/25	Bal.	1-6	ND	2.0	2	1	1	0	3	2	Trailing 1-0								
AUGUST TOTALS				2-1	26.0	28	17	16	4	16	5.54 ERA								
9/17	Cle.	4-10	ND	2.0	2	0	0	0	0	3	0/0								
9/24 (1)	@Cle.	2-8	L	0.1	2	5	5	0	2	0	0/0								
SEPTEMBER TOTALS				0-1	2.1	4	5	5	0	3	19.29 ERA								
POST-ASG TOTALS				4-3	50.2	55	32	29	5	30	5.15 ERA								
SEASON TOTALS				9-10	134.1	125	81	76	14	75	5.09 ERA								

JEFF MANSHIP

RIGHT-HANDED PITCHER

49

Height: 6-2

Bats: R

Born: 1/16/85 in San Antonio, TX

Resides: Boerne, TX

Acquired: 14th round pick, 2006 First-Year Player Draft

M.L. Service: 127 days

Contract Status: Signed thru 2011

Weight: 211

Throws: R



PERSONAL: Jeffrey Michael Manship...2003 graduate of Ronald Reagan (TX) High School, where he was named an All-American his final two seasons...posted a record of 22-2, with a 0.64 ERA with four no-hitters (one perfect game), a 7.9 K/BB ratio and 9.0-inning averages of 17.4 K's, 2.2 walks and 3.1 hits allowed in his final two seasons...member of Team USA's 16-under and 18-under Youth and Junior National Teams, winning a gold medal in 2001...2007 graduate of the University of Notre Dame where he led the team in strikeouts (111) and wins (nine)...named Big East Conference Pitcher of the Year and Third-Team Louisville Slugger All-American in 2006.

2011:

- Made the Twins Opening Day roster for the first time in his career...made five appearances for the Twins before being optioned to Triple-A Rochester, April 17.
- Pitched in seven games (two starts) for the Red Wings, going 1-2, 6.23 ERA (17.1 ip, 12 er).
- Placed on the 7-day disabled list with right shoulder strain, May 23...made two starts with the GCL Twins on rehab assignment June 27-July 2...reinstated from the disabled list, July 4.
- Tossed 7.2 shutout innings with just two hits allowed and seven strikeouts in four games (one start), July 6-28.
- Placed back on the 7-day disabled for the remainder of season with left back strain, August 1.

2010: Started the season with Triple-A Rochester...made four starts for Rochester, going 2-2 before being recalled on May 1...Made his first Major League start of the season, but did not factor into the decision, allowing two runs on five hits in 6.0 innings, with one walk and six strikeouts, May 1 at Cleveland...Optioned to Rochester, May 4, when Nick Blackburn was reinstated from Family Medical Emergency List...made three starts at Rochester...recalled May 18 and made one relief appearance (2.0 ip) for the Twins, July 19 vs. Cleveland...optioned to Rochester, May 20...Made five more starts for the Red Wings, including a complete game shutout victory, allowing four hits with no walks and six strikeouts, June 3 vs. Norfolk...recalled June 19...Pitched 4.1 innings of relief and struck out in his first Major League plate appearances, June 19 at Philadelphia...Made two relief appearances for the Twins, allowing two runs on four hits in 5.1 innings before being optioned June 26...Made three starts for the Red Wings and was recalled, July 15...made one relief appearance before being optioned, July 21...Made four appearances (three starts) for Rochester and was recalled, August 12...Earned first win of the season, tossing 1.1 innings of scoreless relief, August 18 vs. Chicago (AL)...Posted an ERA of 2.41 (18.2 ip, 5 er) with opponents batting .229 (16-for-70) with four extra-base hits (two home runs) in May, June, July and August with the Twins...posted an ERA of 10.45 (10.1 ip, 12 er) with opponents batting .391 (18-for-46) in September.

2009: Began season at Double-A New Britain where he went 6-4, 4.28 (75.2 ip, 36 er) in 13 starts...had a strikeout-to-walk ratio of 2.25 with the Rock Cats and allowed just two home runs...promoted to Triple-A Rochester on June 24, where he went 4-2, 3.22 (50.1 ip, 18 er) in eight starts...allowed just one home run and had 30 strikeouts with the Red Wings...contract selected from Rochester on August 12, replacing pitcher Kevin Sloney who was placed on the 60-day disabled list with a strained left wrist...made his Major League debut in relief, August 15 vs. Cleveland pitching 1.0 scoreless inning of relief...moved into the starting rotation after Francisco Liriano was placed on the 15-day disabled list...made first Major League start, allowing one run on four hits in 5.0 innings pitched, September 1 vs. Chicago (AL)...first Major League win, allowing four runs (three earned) on eight hits in 5.1 innings pitched with four strikeouts and one walk, October 2 vs. Kansas City.

2008: Began season at Single-A Ft. Myers...went 7-3, 2.86 (78.2 ip, 25 er) in 13 starts for the Miracle...tossed four-hit shutout, June 3 vs. Dunedin...went 6-1 with a 2.09 ERA in nine home starts for Ft. Myers...named Twins' Minor League Player of the Week, June 6-13...selected to Florida State League All-Star team...promoted to Double-A New Britain, June 16...went a combined 10-9 with a 3.65 ERA in 27 starts for Ft. Myers and New Britain...participated in the Arizona Fall League with the Phoenix Desert Dogs.

2007: Began season at Single-A Beloit...went 0-0, 13.1 ip, 17 strikeouts as the Twins' Minor League Player of the Week, April 20-26...named Midwest League Pitcher of the Week, April 30-May 5...named Twins' Pitcher of the Month for April...selected to Midwest League All-Star team...promoted to Single-A Ft. Myers, June 27...named Florida State League Pitcher of the Week, July 23-29...named to the Midwest League Postseason All-Star team...his 15 wins tied him for ninth in all of minor league baseball...ranked best breaking pitch and best control in the Midwest League by *Baseball America*...named 13th-best prospect in the Midwest League by *Baseball America*.

2006: Began professional career at Rookie-Level GCL Twins...promoted to Ft. Myers, August 12...named Florida State League Pitcher of the Week, July 23-29 after going 1-1, 0.75 ERA with 16 strikeouts in 12.0 innings pitched for Ft. Myers.

PROFESSIONAL: Signed by scout Bill Milos.

MANSHIP'S GAME HIGHS

2011			CAREER	
IP:	Walks:		IP:	Walks:
1.0, 2x, last 4/7 at NYY.	2, 4/1 at Tor.		6.0, 5/1/10 at Cle.	3, 2x, last 9/27/09 at K.C.
SO: 1, 2x, last 4/7 at NYY.	CG: - -		SO: 6, 5/1/10 at Cle.	CG: - -
Win-Streak: - -	Low-Hit: - -		Win-Streak: 3, 10/2/09-9/6/10	Low-Hit: - -

MANSHIP'S PITCHING RECORD																				
YEAR	CLUB	W-L	ERA	G	GS	CG	SH	SV	IP	H	R	ER	HR	HB	BB	SO	WP	BK	BAA	
2006	GCL Twins	0- 0	0.00	2	0	0	0	0	5.2	3	0	0	0	0	1	10	0	1	.150	
	Ft. Myers	0- 0	2.08	4	3	0	0	0	8.2	7	3	2	0	0	2	12	0	0	.212	
2007	Beloit	7- 1	1.51	13	13	0	0	0	77.2	51	15	13	4	1	9	77	7	0	.185	
	Ft. Myers	8- 5	3.15	13	13	0	0	0	71.1	77	38	25	5	2	25	59	1	0	.270	
2008	Ft. Myers	7- 3	2.86	13	13	1	1	0	78.2	68	31	25	0	4	20	63	4	0	.231	
	New Britain	3- 6	4.46	14	14	0	0	0	76.2	90	47	38	8	3	24	62	6	1	.292	
2009	New Britain	6- 4	4.28	13	13	0	0	0	75.2	72	37	36	2	2	20	45	1	0	.249	
	Rochester	4- 2	3.22	8	8	0	0	0	50.1	53	23	18	1	1	17	30	1	1	.277	
2010	MINNESOTA	1- 1	5.68	11	5	0	0	0	31.2	39	21	20	4	1	15	21	2	0	.310	
	Rochester	3- 8	5.13	19	18	1	1	0	98.1	134	60	56	13	2	22	83	1	1	.329	
2011	MINNESOTA	2- 1	5.28	13	1	0	0	0	29.0	34	20	17	3	0	6	21	0	0	.293	
	GCL Twins	0- 0	1.50	2	2	0	0	0	6.0	5	1	1	0	0	0	5	0	0	.227	
	Rochester	1- 2	4.32	3	0	0	0	0	25.0	24	12	12	4	0	4	21	1	0	.245	
	MINNESOTA	0- 0	8.10	5	0	0	0	0	3.1	5	3	3	0	0	4	2	0	0	.385	
Minor League Totals		39-31	3.54	112	100	2	2	0	574.0	584	267	226	37	15	144	467	22	4	.263	
Major League Totals		3- 2	5.63	29	6	0	0	0	64.0	78	44	40	7	1	25	44	2	0	.306	

MANSHIP'S FIELDING RECORD								
POSITION	PCT	G	PO	A	E	TC	DP	PB
Pitcher	1.000	29	5	6	0	11	0	—

MANSHIP'S BATTING RECORD																
BATTING	AVG	AB	R	H	2B	3B	HR	RBI	SH	SF	HB	BB	SO	SB	CS	OBP
Career	.000	1	0	0	0	0	0	0	0	0	0	0	0	1	0	.000

MANSHIP'S DAY-BY-DAY											
Date	Opp.	Score	Dec.	IP	H	R	ER	HR	BB	SO	Left Game or IR/IRS
4/1	@Tor.	3-13	ND	1.0	1	2	2	0	2	1	0/0
4/7	@NYY.	3-4	ND	1.0	1	0	0	0	0	1	0/0
4/10	Oak.	3-5	ND	0.1	1	1	1	0	1	0	2/2
4/13	K.C.	5-10	ND	0.2	0	0	0	0	0	0	3/1
4/15	@T.B.	2-5	ND	0.1	2	0	0	0	1	0	0/0
APRIL TOTALS			0-0	3.1	5	3	3	0	4	2	8.10 ERA
PRE-ASG TOTALS			0-0	3.1	5	3	3	0	4	2	8.10 ERA
SEASON TOTALS			0-0	3.1	5	3	3	0	4	2	8.10 ERA

JOE MAUER

CATCHER

Height: 6-5

Bats: L

Born: 4/19/83 in St. Paul, MN

Resides: Ft. Myers, FL

Acquired: 1st round (first overall), 2001 First-Year Player Draft

M.L. Service: 8 years

Contract Status: Signed thru 2018

Weight: 233

Throws: R



PERSONAL: Joseph Patrick Mauer...2001 graduate of Cretin-Derham Hall (MN) High School where he played baseball, basketball and football...led football team to two straight appearances in the Minnesota Class 5A Championship Game, winning the state title in 2000...named Gatorade's National Player of the Year, *Parade* and *USA Today* Player of the Year and Reebok/ESPN High School All-American in football...signed a letter of intent to play football at Florida State University...was All-State in basketball in junior and senior seasons...tied a national high school record by homering in seven consecutive games...was District V Player of the Year and Gatorade Player of the Year in 2001...was a member of the Team USA Junior National Team, 1998-2000...voted Best Hitter at the world tournament in Panama in 2000...became the seventh Minnesotan to be selected in the first round and the first to be selected first overall...designates time and effort in support of Twins' Rookie League and R.B.I. programs...is an active member of the Minnesota Action Team, an expanding national youth volunteer initiative run by the Major League Baseball Players Trust and Volunteers of America...designates time and money in support of renovating and building ballfields in St. Paul and surrounding areas.

2011:

- Played in nine games before being placed on the 15-day disabled list with bilateral leg weakness, April 14.
- Played seven games on rehab assignment with Single-A Ft. Myers, batting .261 (6-for-23).
- Transferred to the 60-day disabled list, June 3...reinstated from the 60-day disabled list, June 17.
- Batted just .217 (13-for-60) in his first 18 games off the disabled list, June 17-July 6, but batted .317 (64-for-202) in his final 55 games, July 7 through the end of the season.
- Played his first career game at first base, going 3-for-5 with two rbi, July 7 vs. Chicago (AL).
- Played 18 games at first base, batting .424 (28-for-66) and fielding .994 (1 error in 170 total chances) at that position.
- Tied his career-high with three walks, July 15 vs. Kansas City...and again on September 14 at Kansas City, in his final game of the season.
- Recorded his 448th career walk, tying him with Tony Oliva for eighth on the Twins' All-Time list, July 23 vs. Detroit...passed Oliva and moved into sole possession of eighth place with his 449th career walk, July 27 at Texas.
- Hit first home run since September 15, 2010, a span of 203 plate appearances, July 27 at Texas.
- Recorded his 450th career walk, tying him with Kirby Puckett for seventh place on the Twins' All-Time list, July 28 at Texas...passed Puckett and moved into sole possession of seventh place with his 451st career walk, July 29 at Oakland.
- Recorded his 210th career double, tying Chuck Knoblauch for 10th on the Twins' All-Time list, August 8 vs. Boston...moved into sole possession of 10th on the list with his 211th career double, August 10 vs. Boston.
- Made his first Major League start in right field, August 18 vs. New York (AL).
- Caught his 759th career game, August 4 at Los Angeles (AL), tying Butch Wynegar for second on the Twins' All-Time list for most games caught...caught his 760th career game, passing Wynegar, August 5 vs. Chicago (AL), moving into sole possession of second place.
- Recorded his 85th career intentional walk, tying Kirby Puckett for fifth on the Twins' All-Time list, July 29 at Oakland...moved into sole possession of fifth place on the list with his 86th career intentional walk, September 7 vs. Chicago (AL).
- Reached safely via hit or walk 12 times in his final 25 plate appearances, September 7-14...posted a .520 on-base percentage in that span.
- Placed on the 15-day disabled list with pneumonia, September 22, ending his season.

2010: Was the Twins Opening Day catcher, hitting safely in eight of his first nine games, including his first home run, April 6 at Los Angeles (AL)...hit the first double at Target Field by a Twins player (second inning off Jon Lester), April 12 vs. Boston...had third career five-hit game, including one double and one triple, April 24 at Kansas City...batted .345 (29-for-84) in 22 games in April...caught his 657th career game, tying Tim Lincecum for third-place in most games caught by a Twin, June 16 vs. Colorado...passed Lincecum on June 18 at Philadelphia, catching his 658th career game...was voted as the American League's starting catcher in the 2010 All-Star Game for the third time in his career (fourth career All-Star appearance)...he went 0-for-2 in the game, with a fly out and reaching on an error...he amassed 5,372,606 votes, marking the third-most votes All-Time, trailing only Ken Griffey Jr. (6,079,688) in 1994 and Albert Pujols (5,397,374) in 2009...he became the first catcher to be Major League Baseball's overall top vote-getter since Ivan Rodriguez of Texas was first in 2000...he joined Rod Carew (1975, 1977-78) as the only other Twin to ever lead all of baseball in votes...had fourth career five-hit game and a career-high seven-rbi, July 26 vs. Kansas City in a Twins 19-1 victory...collected six consecutive hits, July 26-27 at Kansas City...drove in 21 runs in a 14-game span, July 23-August 10...hit .344 (32-for-93) with 12 doubles, 19 runs, three homers and 19 rbi in 23 July games...tied Cesar Tovar for 11th on the club's All-Time doubles list with his 193rd, July 31 vs. Seattle...passed Tovar, August 5 and moved into sole possession of 11th place with his 194th career double, August 5 at Tampa Bay...played in his 800th career game, August 13 vs. Oakland...hit his first home run at Target Field (off Gavin Floyd), snapping a string of 209 consecutive plate appearances without a home run at Target Field, August 18 vs. Chicago (AL)...collected the Twins only hit, breaking up a no-hitter with one out in the ninth inning off Neftali Feliz, August 23 at Texas, marking the second time in his career in which he broke up a no-hitter in the ninth (May 6, 2008 at Chicago White Sox - Gavin Floyd)...named Pepsi's Clutch Performer for the month of August after batting .380 (35-for-92) with seven doubles, two home runs, 16 rbi and 17 runs scored in 26 games...also posted .522 slugging percentage, .482 on-base

percentage and recorded a hit in 19 of his 26 games played (eight multi-hit games)...scored his 500th career run, September 7 vs. Kansas City... became 15th Twins player in club history with 500-plus runs...tied Bob Allison for 12th on the club's All-Time hits list with his 999th career hit as a Twin, September 12 at Cleveland...recorded his 1,000th career hit, a first-inning single off John Danks, September 14 at Chicago (AL)...the hit also passed Bob Allison on the Twins' All-Time hits list, moving him into sole possession of 12th place...hit his 200th career double, becoming one of 11 Twins in club history with 200-plus doubles, September 16 at Chicago (AL)...missed nine games in September with a jammed left knee, suffered while running the bases, September 19 vs. Oakland...hit his 43rd double, placing him second on baseball's All-Time list for doubles by a catcher in one season (Ivan Rodriguez – 47 in 1996), October 3 vs. Toronto...he passed Brian Harper's 1990 total of 42, moving into first on the Twins' All-Time single-season doubles list for a catcher...recorded five games with four-or-more hits, third-most in baseball...recorded 40 multi-hit games and 20 three-hit games...batted .389 against AL Central opponents...batted .516 against the Royals and .451 against the White Sox...was one of just four players in baseball with 40-plus doubles and a .320-plus batting average (Beltre, Cabrera & Hamilton)...became just the fourth Twin to post those numbers: Molitor in 1996, Oliva in 1964 & '65 and Kirby Puckett in 1988 & '89...awarded his third consecutive Rawlings Gold Glove...won his fourth Louisville Slugger "Silver Slugger" Award (third consecutive)...finished eighth in the American League MVP voting with 97 points, including two third-place votes...named to *Baseball America's* Major League All-Star team...ranked by *Baseball America* as the American League's best defensive catcher, second-best overall hitter (Detroit's Miguel Cabrera) and second-best strike zone judgement (Boston's Kevin Youkilis)...was given the Dick Siebert Award for Upper Midwest Player of the Year and the Calvin R. Griffith Award for Most Valuable Twin by the Twin Cities Chapter of Baseball Writers Association of America.

2009: Missed all of April on the 15-day disabled list due to inflammation of the right sacroiliac joint (April 2-30)...homered in his first at-bat of the season on May 1 vs. Kansas City...hit safely in 14 straight games, batting .418 (23-for-55) with seven multi-hit games, seven home runs, 14 runs scored and 21 rbi, May 7-21...second career grand slam and season-high six rbi, May 21 at Chicago (AL)...earned American League Player of the Week honors for May 18-24...finished May with 11 home runs and 32 rbi, the first time in Twins history a player has reached 11 home runs and 30 rbi in the same month...the only other player in franchise history to accomplish the feat was Harmon Killebrew, who hit 13 home runs and drove in 37 rbi in August of 1960 with the Washington Senators...his 32 rbi set a Twins record for the month of May...earned American League Player of the Month honors for May after batting .414 (41-for-99) with seven doubles, one triple, 11 home runs, 19 walks, 32 rbi, 27 runs scored, an on-base percentage of .500 and a slugging percentage of .838...finished June batting .353 (36-for-102) with three home runs, 11 rbi and 16 runs scored with 10 multi-hit games...hit career-high 14th home run, June 20 vs. Houston...finished the first-half batting .373 (90-for-241) with 15 home runs, 49 rbi and 49 runs scored in just 64 games...his .373 first-half average was sixth-highest in Twins history pre-All-Star break...selected to his third All-Star game and voted-in by the fans as the starting catcher for the second straight season...went 1-for-3 in the All-Star game with a run scored and a game-tying rbi-double in the fifth inning...in August, led the A.L. in batting average (.391) and intentional walks (four), ranked second in hits (45), third in on-base percentage (.449), tied for fourth in runs (21), tied for fifth in home runs (eight), fifth in slugging percentage (.652) and sixth in rbi (23)...third four-hit game of season, August 7 at Detroit...hit seven home runs in an 11-game span, with 17 rbi and a .553 batting average, August 7-18...hit safely in 24 of 28 games in August...hit safely in 110 of 138 games overall (80%)...won his third American League batting title, becoming one of just 10 players in Major League history to win three-or-more batting titles and the first to win back-to-back batting titles since Nomar Garciaparra in 1999 and 2000...finished ninth in the American League in multi-hit games (55) and first in three-hit games (23)...with his .365 batting average, .444 on-base percentage and .587 slugging percentage, he became the American League leader in all three categories...only 12 players have ever led the American League in all three, with the last being George Brett in 1980...of the 12 AL players to do it, 10 are in the National Baseball Hall of Fame (Ted Williams - five times, Ty Cobb - three, Napoleon Lajoie - two, George Stone, Tris Speaker, Babe Ruth, Lou Gehrig, Jimmie Foxx, Frank Robinson, Carl Yastrzemski, Fred Lynn and George Brett)...no catcher in either league has ever led in all three categories at the end of a season...named *Baseball America's* Player of the Year and MLB Players Choice Award's American League Most Outstanding Player...was given the Calvin R. Griffith Award for Most Valuable Twin and the Dick Siebert Award for Upper Midwest Player of the Year, by the Twin Cities Baseball Writers Association...was given the Players Choice Award for American League's Most Outstanding Player, voted on by his peers...was given his second Rawlings Gold Glove Award...won Louisville Slugger "Silver Slugger" Award...was named the American League's Most Valuable Player, becoming the fifth player in club history to win the award (Versalles - 1965, Killebrew - 1969, Carew - 1977, Morneau - 2006)...first catcher to win A.L. MVP since Texas' Ivan Rodriguez in 1999.

2008: Hit first home run of season, June 2 vs. New York (AL)...finished the first-half third in the A.L. in batting (.322), behind Ian Kinsler (.337) and Justin Morneau (.323)...became the first Twins catcher to start an All-Star Game, July 15 at New York (AL), going 1-for-1 with a walk...career-high 16-game hit-streak from August 4-24, hitting .349 (22-for-63) with one home run, 10 rbi and 13 runs scored...second career five-hit game tying his career-high on August 29 at Oakland, season-high four rbi...his .362 batting average with runners in scoring position ranked seventh in the American League...was one of just four catchers to log 1,200-or-more innings behind the plate and ranked second in the league by throwing out 36% of potential basestealers...finished the season four points ahead of Dustin Pedroia (Boston) to win his second batting title in three years (2006)...it was the 13th American League batting title by a Minnesota Twin in the 48-year existence of the team, and he joined Tony Oliva and Rod Carew as the only Twins who won multiple titles...joined Buddy Myer (Washington, 1935) and Joe Cronin (Washington, 1931) as the only players in franchise history to hit over .300, score over 95 runs, record 30-or-more doubles, drive in 80-or-more runs and walk 80-or-more times in a single season...was given the Dick Siebert Award for Upper Midwest Player of the Year and the Carl R. Pohlad Community Service Award by the Twin Cities Baseball Writers Association...won first ever Rawlings Gold Glove Award becoming the second Twins catcher to win the award (Earl Battey in 1961 & '62)...first American League player to win the Batting Title and Gold Glove in the same season since Ichiro Suzuki in 2004...won Louisville Slugger "Silver Slugger" Award.

2007: Tied career-high with three doubles, April 17 at Seattle...disabled with strained left quadriceps, May 6-June 8...began rehab assignment at Single-A Ft. Myers, June 6...second career two-homer game, June 24 at Florida...hit first career grand slam, June 29 at Detroit...went 4-for-6 and tied career-high with five rbi, July 6 at Chicago (AL)...recorded Twins first inside-the-park home run since Torii Hunter (July 26, 2001), July 21 vs. Los Angeles (AL)...season-high 10-game hit-streak, going 15-for-40 (.375), July 14-24...had game-winning walk-off single in 9th inning, July 15 vs. Oakland...threw out 19 of 40 (48%) runners attempting to steal to up career totals to 58 of 127 (46%).

2006: Named American League Player of the Week, June 5-11...first career five-hit game, June 27 vs. Los Angeles (NL)...named American League Player of the Month for July...selected to first career All-Star team, July 11 at Pittsburgh...homered with two-out in the 9th inning to tie Kansas City at 1-1, September 28, the Twins won 2-1 in 10 innings...threw out 17 of 56 (30%) runners attempting to steal...was intentionally walked 21 times, the second-highest single season total by a Twin (Killebrew, 23 in 1970)...finished the season hitting .347 and won the American League batting title...became the first AL catcher to win the batting title and at 23, the youngest batting champ since Alex Rodriguez (21) in 1996...the last catcher to win the title was Ernie Lombardi in 1942 with the Boston Braves...won Dick Siebert Award for Upper Midwest Player of the Year...won Louisville "Sluggger Silver" Sluggger Award.

2005: Second career four-hit game, May 6 at Tampa Bay...threw out 17 of 48 (35%) runners attempting to steal to up career totals to 22 of 64 (34%)...led club in batting and walks, tied for lead in intentional walks, was second in hits and multi-hit games (41), tied for second in stolen bases and was third in doubles.

2004: Made Major League debut and singled off Rafael Betancourt for first big league hit, April 5 vs. Cleveland...disabled with medial meniscus tear in left knee, April 7-June 2...had surgery to remove meniscus in left knee, April 8...began rehab assignments at Ft. Myers and Rochester,

May 26...hit first Major League homer off Esteban Yan, June 6 vs. Detroit...was 8-for-17 (.471) in six games, June 9-15...first career two-homer game, June 30 vs. Chicago (AL)...first career four-hit game, July 7 vs. Kansas City...disabled for remainder of season with sore left knee, July 19...won Bill Boni Award as Twins' Outstanding Rookie...ranked top prospect in the Twins organization by *Baseball America* entering the 2005 season.

2003: Began season at Ft. Myers...season-high 19-game hit-streak, May 18-June 6...Twins' Minor League Player of the Week, May 24-30...played in Florida State League All-Star Game, June 14 at Ft. Myers...promoted to New Britain, June 16...played for United States Team in Futures Game, July 13 at Chicago (AL)...Twins' Minor League Player of the Month for July...named Topps' Eastern League Player of the Month for July...threw out 36 of 69 (52%) runners attempting to steal on season...led both Florida State League and Eastern League in throwing out runners attempting to steal...led Twins' minor leaguers in hits, was second in rbi and fourth in walks...was fifth among all minor leaguers in hits and was 11th in batting (.338)...led all Minor League catchers in batting...selected to Florida State League Postseason All-Star Team...rated best hitting prospect and best defensive catcher in Florida State League by *Baseball America*...named to *Baseball America*'s Minor League All-Star Team and All-Defensive Team...rated best prospect in Eastern League and Florida State League...named Teenager of the Year by Sportsticker...named Minor League Player of the Year by *Baseball America* and Sportsticker...won Sherry Robertson Award as Twins' Minor League Player of the Year...played for Team USA in Olympic Qualifying Tournament in Panama...ranked top prospect in the Twins organization by *Baseball America* entering the 2004 season.

2002: Selected to Midwest League All-Star team, June 18 at Lansing...disabled for remainder of season after surgery to repair hernia, August 30...led club in walks, was second in batting, hits and RBI, tied for second in doubles and fourth in at-bats and runs...named to Sportsticker's Midwest League All-Teen Team and league Postseason All-Star team...named to Topps' Single-A All-Star Team...rated top Minor League catching prospect, second-best arm strength, third-best receiving skills and best defensive catcher in Midwest League and selected to Low Single-A All-Star team by *Baseball America*...ranked top prospect in the Twins organization by *Baseball America* entering the 2003 season.

2001: Twins' Minor League Player of the Week, going 14-for-29 (.483), August 26-September 1...Twins' Minor League Player of the Month for August, going 44-for-107 (.411)...rated top prospect in Appalachian League and top Minor League catching prospect by *Baseball America*.

PROFESSIONAL: Signed by scout Mark Wilson.

MAUER'S GAME HIGHS									
2011					CAREER				
Hits: 3, 6x, last 8/21 vs. NYY.					Hits: 5, 4x, last 7/26/10 at K.C.				
RBI: 2, 5x, last 8/30 at CWS.					RBI: 7, 7/26/10 at K.C.				
Grand Slams: --					Grand Slams: 2, last 5/21/09 at CWS.				
HR: 1, 3x, last 9/10 at Det.					HR: 2, 4x, last 8/18/09 at Tex.				
Hit-Streak: 8, 6/25-7/3					Hit-Streak: 16, 8/4-24/08				
SB: --					SB: 2, 7/19/05 vs. Bal.				



MAUER'S PLAYING RECORD																			
YEAR	CLUB	AVG	G	AB	R	H	2B	3B	HR	RBI	SH	SF	HB	BB	SO	SB	CS	E	OBP
2001	Elizabethton	.400	32	110	14	44	6	2	0	14	0	0	1	19	10	4	0	4	.492
2002	Quad Cities	.302	110	411	58	124	23	1	4	62	0	2	2	61	42	0	0	6	.393
2003	Ft. Myers	.335	62	233	25	78	13	1	1	44	0	3	1	24	24	3	0	0	.395
	New Britain	.341	73	276	48	94	17	1	4	41	0	4	5	25	25	0	0	3	.400
2004	MINNESOTA	.308	35	107	18	33	8	1	6	17	0	3	1	11	14	1	0	2	.369
	Rochester	.316	5	19	1	6	3	0	0	2	0	1	0	1	4	0	0	0	.333
	Ft. Myers	.667	2	6	0	4	0	0	0	2	0	0	0	2	2	0	0	0	.750
2005	MINNESOTA	.294	131	489	61	144	26	2	9	55	0	3	1	61	64	13	1	5	.372
2006	MINNESOTA	.347	140	521	86	181	36	4	13	84	0	7	1	79	54	8	3	4	.429
2007	MINNESOTA	.293	109	406	62	119	27	3	7	60	2	3	3	57	51	7	1	1	.382
	Ft. Myers	.000	1	3	0	0	0	0	0	0	0	0	0	1	0	0	0	0	.250
2008	MINNESOTA	.328	146	536	98	176	31	4	9	85	1	11	1	84	50	1	1	3	.413
2009	Ft. Myers	.400	5	15	2	6	2	0	0	4	0	1	0	2	1	0	0	0	.444
	MINNESOTA	.365	138	523	94	191	30	1	28	96	0	5	2	76	63	4	1	3	.444
2010	MINNESOTA	.327	137	510	88	167	43	1	9	75	0	6	3	65	53	1	4	3	.402
2011	Ft. Myers	.261	7	23	3	6	2	0	1	6	0	0	1	3	1	0	0	0	.370
	MINNESOTA	.287	82	296	38	85	15	0	3	30	0	2	3	32	38	0	0	5	.360
Minor League Totals		.330	297	1096	151	362	66	5	10	175	0	11	10	138	109	7	0	13	.406
Major League Totals		.323	918	3388	545	1096	216	16	84	502	3	40	15	465	387	35	11	26	.403

MAUER'S FIELDING RECORD									
POSITION	PCT	G	PO	A	E	TC	DP	PB	
Catcher	.995	771	4911	268	25	5204	27	36	
First Base	.994	18	158	11	1	170	15	—	
Outfield	1.000	1	3	0	0	3	0	—	
Totals	.995	790	5072	279	26	5377	42	36	

MAUER'S DIVISION SERIES RECORD																			
YEAR	OPPONENT	AVG	G	AB	R	H	2B	3B	HR	RBI	SH	SF	HB	BB	SO	SB	CS	E	OBP
2006	Oakland	.182	3	11	0	2	0	0	0	0	0	0	0	1	0	0	0	0	.250
2009	New York (AL)	.417	3	12	1	5	1	0	0	1	0	0	0	2	4	0	0	0	.500
2010	New York (AL)	.250	3	12	0	3	0	0	0	0	0	0	0	1	3	0	0	1	.250
Division Series Totals		.286	9	35	1	10	1	0	0	1	0	0	0	4	7	0	0	1	.359

MAUER'S ALL-STAR GAME RECORD																			
YEAR	HOST	AVG	G	AB	R	H	2B	3B	HR	RBI	SH	SF	HB	BB	SO	SB	CS	E	OBP
2006	Pittsburgh	.000	1	2	0	1	0	0	0	0	0	0	0	0	1	0	0	0	.000
2008	New York (AL)	1.000	1	1	0	1	0	0	0	0	0	0	0	1	0	0	0	0	1.000
2009	St. Louis	.333	1	3	1	1	1	0	0	1	0	0	0	0	0	0	0	0	.333
2010	Los Angeles (AL)	.000	1	2	0	0	0	0	0	0	0	0	0	0	0	0	0	0	.000
All-Star Game Totals		.250	4	8	1	2	1	0	0	1	0	0	0	1	1	0	0	0	.333

JOSE MIJARES

LEFT-HANDED PITCHER

50

Height: 6-0

Bats: L

Born: 10/29/84 in Caracas, VZ

Resides: Caracas, VZ

Acquired: Signed as free agent, 3/2/02

M.L. Service: 3 years, 24 days

Contract Status: Signed thru 2011

Weight: 230

Throws: L



PERSONAL: Jose Manuel Mijares (pronounced me-HAH-ress)...has two sons, Jose Javier and Javier Alejandro.

2011:

- Made the Twins Opening Day roster for the second consecutive season...did not allow a run in his first eight appearance (5.1 ip), April 2-18.
- Placed on the 15-day disabled list with a left elbow strain, May 15...returned from his rehab assignment with Single-A Ft. Myers (did not appear in a game) and reinstated, May 30.
- Did not allow an earned run in nine consecutive appearances (5.1 ip), June 2-26.
- Did not allow a home run in his first 36 appearances (26.1 ip), April 2-July 25, until allowing a home run to Josh Willingham, July 29 at Oakland.
- Committed his first career error, July 25 at Texas.
- Posted a 6.26 ERA (27.1 ip, 19 er) in his first 37 appearances, April 2-July 29, but posted an 2.49 ERA (21.2 ip, 6 er) in his final 21 appearances, July 30-September 24.
- Posted a 1.93 ERA (14.0 ip, 3 er) in 10 appearances in August.

2010: Made the Twins Opening Day roster for the first time in his career...was one of two left-handed relievers on the roster to start the season...after giving up back-to-back home runs in his first appearance, April 5 at Los Angeles (AL), he allowed just two the rest of the season, June 13 vs. Atlanta (Troy Glaus) and September 30 vs. Toronto (Joe Bautista)...placed on 15-day disabled list with a left elbow strain, April 17-May 14...threw a season-high 2.0 innings, May 18 at Toronto...earned his first win of the season and third of his career, July 6 at Toronto with 0.2 scoreless innings...placed on 15-day disabled list with a lateral meniscus tear in right knee, August 12...reinstated from the 15-day disabled list, September 11...did not walk a batter in 12 consecutive appearances (7.0 ip), July 25-September 15...allowed just one home run in his final 30 appearances (19.2 ip) - September 30 vs. Toronto (Jose Bautista)...pitched in the Venezuelan Winter League with Tigres de Aragua, going 1-0, 1.00 (18.0 ip, 2 er) with 10 strikeouts and two walks in 15 games.

2009: Began season at Triple-A Rochester...first win, April 12 vs. Syracuse (1.0 ip) and first save, April 13 vs. Pawtucket (1.1 ip)...appeared in five games (6.1 ip) for the Red Wings...recalled April 21...recorded three strikeouts in back-to-back outings April 28 vs. Tampa Bay and May 1 vs. Kansas City (1.0 inning each)...finished the first-half with an ERA of 1.88 (28.2 ip, 6 er) and an opponent batting average of .217 with 25 strikeouts in 33 appearances...did not allow a run in 11 consecutive appearances (8.2 ip), June 26-July 19...earned his first career win, July 28 vs. Chicago (AL) with 1.2 scoreless innings...did not allow a run in 11 straight appearances (13.1 ip), August 5-25...allowed just five earned runs in his final 30 appearances (25.1 ip) from August 5 through the end of the season, posting a 1.78 ERA...struck out three-or-more batters in seven games...season-high four strikeouts, September 12 vs. Oakland (1.2 ip)...his 27 holds were tied for the fourth-most in all of baseball, third-most for a left-hander...tied for fifth among American League left-handers in appearances...held left-handed hitters to a .155 batting-average...his 2.34 ERA was the sixth-lowest in the American League (minimum of 60.0 innings pitched)...was given the Bill Boni Award by the Twin Cities Baseball Writers Association for Twins most outstanding rookie.

2008: Placed on the 60-day disabled list with a left elbow fracture, on May 18...made seven appearances with the GCL Twins on rehab assignment...reinstated from the 60-day disabled list, July 20...made his first appearance in relief for Single-A Ft. Myers, July 21 vs. St. Lucie...made five appearances for the Miracle before being promoted to Double-A New Britain, August 4...had back-to-back saves, August 24-27 vs. Akron and at Portland...was 1-1, 2.93 (15.1 ip, 5 er) with 17 strikeouts and two saves in 11 games with the Rock Cats before being recalled by Minnesota, September 2...made his Major League debut with 1.0 scoreless inning, September 13 at Baltimore...tossed 6.1 consecutive scoreless innings over six appearances from September 19-30...lefties hit .143 (2-for-14) while righties hit .050 (1-for-20) with a double...ranked fourth-best prospect in the Twins organization by *Baseball America* entering the 2009 season.

2007: Began season at Double-A New Britain...promoted to Rochester, May 23 and made five appearances before being transferred to New Britain, June 14...selected to Eastern League All-Star team...did not allow a run in five of six appearances, going 1-0, 1.13 (8.0 ip, 1 er), July 13-25...was 0-1, 0.84 (10.2 ip, 1 er) with three saves in eight appearances, August 12-September 3...was second on club in appearances and saves and third in strikeouts...had .183 batting-average-against at New Britain, with left-handers batting .247 (18-for-73) with three home runs and right-handers batting .152 (22-for-145) with four home runs.

2006: Appeared in 27 games (five starts) for Single-A Ft. Myers...his first three appearances came in relief and he posted a 1.80 ERA in 5.0 innings...his next four appearances came as starts and he lost each contest from May 7-23...pitched a season-high 5.1 scoreless innings at Daytona, recording seven strikeouts...tossed 4.0 scoreless innings striking out a season-high nine, July 8 vs. Sarasota...won his first game with 2.0 scoreless innings of relief on July 13 vs. Tampa...posted a 0.66 ERA (13.2 ip, 1 er) in his last six appearances from August 16-September 2...went 3-1 with a 1.80 ERA (45.0 ip, 9 er) as a reliever and went 0-4 with a 8.00 ERA (18.0 ip, 16 er) as a starter...posted a 1.61 ERA (22.1 ip, 4 er) when pitching in the seventh inning-or-later...ranked 17th-best prospect in the Florida State League by *Baseball America*.

2005: Began season at extended spring training...promoted to Beloit, May 25...season-high three-game win-streak, going 3-0, 2.57 (14.0 ip, 4 er) in three appearances (one start), May 26-June 7...season-high 6.0 innings, July 8 vs. Burlington...did not allow a run in seven appearances, going 1-0, 0.00 (13.1 ip), July 16-August 5...disabled with tendinitis in left shoulder, August 10-23...promoted to Ft. Myers, August 23...tied season-high seven strikeouts, September 4 vs. Sarasota.

2004: Did not allow a run in six of seven appearances, going 0-0, 1.17 (7.2 ip, 1 er) with three saves, July 5-27...season-high five strikeouts, August 7 vs. GCL Pirates...was 2-0, 1.69 (10.2 ip, 2 er) with one save in six appearances, August 7-26...season-high 4.0 innings, August 25 at GCL Pirates...led club in games and saves...was third in Gulf Coast League in saves...named GCL Rolands Relief Man Award winner.

2003: Did not allow an earned run in four appearances (two starts), going 1-0, 0.00 (15.2 ip), May 30-June 13...was 0-2, 1.35 (20.0 ip, 3 er) in four appearances (three starts), June 27-July 15...had 10-strikeout game, July 15 at Aguirre...season-high 8.0 innings and 13 strikeouts, July 22 vs. Aguirre...was 2-3, 1.00 (45.0 ip, 5 er) in seven starts and 0-1, 1.35 (6.2 ip, 1 er) in four relief appearances...was second in league in ERA.

2002: Season-high six strikeouts, May 30 vs. Aguirre...season-high 8.0 innings, July 3 vs. Puerto Cabello...was 1-2, 1.64 (22.0 ip, 4 er) in five appearances (four starts), July 3-31...was third on club in innings pitched.

PROFESSIONAL: Signed by scout Jose Leon.

MIJARES' GAME HIGHS									
2011					CAREER				
IP: 2.0, 6x, last 8/23 vs. Bal.					IP: 2.2, 8/19/09 at Tex.				
SO: 2, 5x, last 9/24 at Cle.					SO: 4, 9/12/09 vs. Oak.				
Win-Streak: - -					Win-Streak: 3, 7/28/09-7/6/10				
Walks: 2, 5x, last 8/18 vs. NYY.					Walks: 2, 7x, last 8/18/11 vs. NYY.				
CG: - -					CG: - -				
Low-Hit: - -					Low-Hit: - -				



MIJARES' PITCHING RECORD																			
YEAR	CLUB	W-L	ERA	G	GS	CG	SH	SV	IP	H	R	ER	HR	HB	BB	SO	WP	BK	BAA
2002	VSL Twins	2- 5	3.91	13	9	0	0	0	53.0	51	29	23	2	6	27	42	1	2	.264
2003	VSL Twins	2- 4	1.05	11	7	0	0	0	51.2	28	17	6	1	5	15	58	5	1	.159
2004	GCL Twins	4- 0	2.43	19	0	0	0	5	29.2	22	9	8	1	2	15	25	3	1	.208
2005	Beloit	6- 3	4.31	20	6	0	0	2	54.1	43	28	26	6	2	40	78	3	1	.219
	Ft. Myers	0- 0	1.50	5	1	0	0	0	12.0	5	4	2	1	0	5	17	0	0	.116
2006	Ft. Myers	3- 5	3.57	27	5	0	0	0	63.0	52	30	25	10	4	27	77	5	0	.226
2007	New Britain	5- 3	3.54	46	0	0	0	9	61.0	40	26	24	7	2	48	75	3	0	.183
	Rochester	0- 1	6.23	5	0	0	0	0	8.2	9	7	6	3	1	5	6	0	0	.265
2008	GCL Twins	2- 1	2.45	7	0	0	0	0	11.0	10	3	3	0	0	1	16	0	0	.238
	Ft. Myers	0- 0	2.61	5	0	0	0	0	10.1	7	3	3	0	0	3	8	2	0	.194
	New Britain	1- 1	2.93	11	0	0	0	2	15.1	16	5	5	2	0	7	17	0	0	.258
	MINNESOTA	0- 1	0.87	10	0	0	0	0	10.1	3	1	1	0	0	0	5	1	0	.088
2009	Rochester	1- 0	0.00	5	0	0	0	1	6.1	2	0	0	0	0	1	4	0	0	.100
	MINNESOTA	2- 2	2.34	71	0	0	0	0	61.2	50	17	16	7	2	23	55	0	0	.224
2010	Rochester	0- 0	27.00	2	0	0	0	0	1.2	6	5	5	1	0	1	2	0	0	.545
	MINNESOTA	1- 1	3.31	47	0	0	0	0	32.2	34	14	12	4	1	9	28	1	0	.268
2011	MINNESOTA	0- 2	4.59	58	0	0	0	0	49.0	53	31	25	4	3	30	30	1	0	.275
Minor League Totals		26-23	3.13	176	28	0	0	19	378.0	291	166	136	34	22	195	425	22	5	.217
Major League Totals		3- 6	3.16	186	0	0	0	0	153.2	140	63	54	15	6	62	118	3	0	.243

MIJARES' FIELDING RECORD									
POSITION	PCT	G	PO	A	E	TC	DP	PB	
Pitcher	.947	186	4	14	1	19	0	—	

MIJARES' DIVISION SERIES RECORD																			
YEAR	OPPONENT	W-L	ERA	G	GS	CG	SH	SV	IP	H	R	ER	HR	HB	BB	SO	WP	BK	BAA
2009	New York (AL)	0- 1	13.50	2	0	0	0	0	0.2	1	1	1	1	0	1	0	0	0	.500

MIJARES' DAY-BY-DAY

Date	Opp.	Score	Dec.	IP	H	R	ER	HR	BB	SO	Left Game or IR/IRS
4/2	@Tor.	1-6	ND	1.0	0	0	0	0	1	1	0/0
4/3	@Tor.	4-3	ND	0.1	0	0	0	0	2	1	1/0
4/7	@NYY.	3-4	ND	1.0	0	0	0	0	0	0	1/0
4/9	Oak.	0-1	ND	1.0	0	0	0	0	0	1	0/0
4/10	Oak.	3-5	ND	1.0	1	0	0	0	1	0	0/0
4/12	K.C.	4-3	ND	0.1	0	0	0	0	0	1	2/0
4/16	@T.B.	3-4	ND	0.1	1	0	0	0	1	1	2/1
4/18	@Bal.	5-3	ND	0.1	0	0	0	0	0	0	1/0
4/21	@Bal.	3-1	ND	0.2	0	1	1	0	1	0	0/0
4/24	Cle.	4-3	ND	0.1	0	0	0	0	0	0	2/0
4/27	T.B.	2-8	ND	1.0	0	0	0	0	0	1	0/0
4/28	T.B.	3-15	ND	0.2	3	3	3	0	1	1	0/0
4/30	@K.C.	2-11	ND	0.0	1	1	0	0	0	0	3/1
APRIL TOTALS											
		0-0		8.0	6	5	4	0	7	7	4.50 ERA
5/4	@CWS.	3-2	ND	0.1	0	0	0	0	0	0	1/0
5/8	@Bos.	5-9	ND	1.0	2	2	0	0	0	0	0/0
5/9	@Bos.	1-2	ND	2.0	1	0	0	0	1	0	0/0
5/11	Det.	7-9	ND	0.1	0	1	1	0	1	0	0/0
5/14	Tor.	3-9	ND	0.0	2	2	2	0	2	0	2/2
5/31	@Det.	7-8	ND	0.2	0	0	0	0	1	1	0/0
MAY TOTALS											
		0-0		4.1	7	6	4	0	5	0	8.31 ERA
6/2	@K.C.	8-2	ND	1.0	0	0	0	0	1	1	0/0
6/4	@K.C.	7-2	ND	1.0	1	0	0	0	0	1	0/0
6/6	@Cle.	6-4	ND	0.2	0	0	0	0	0	0	2/1
6/8	@Cle.	3-2	ND	1.0	0	0	0	0	0	0	0/0
6/9	Tex.	5-4	ND	0.0	2	0	0	0	0	0	0/0
6/21	@S.F.	9-2	ND	1.0	0	0	0	0	0	0	0/0
6/22	@S.F.	1-5	ND	0.1	0	0	0	0	1	1	1/0
6/24	@Mil.	3-4	ND	0.0	1	0	0	0	0	0	2/2
6/26	@Mil.	2-6	ND	0.1	1	1	0	0	0	1	0/0
6/27	LAD.	0-15	ND	1.0	3	3	3	0	2	0	0/0
JUNE TOTALS											
		0-0		6.1	8	4	3	0	4	4	5.30 ERA
7/6	T.B.	5-12	ND	0.1	0	0	0	0	0	1	2/0
7/9	@CWS.	3-4	L	0.2	1	1	1	0	1	0	0/0
7/14	K.C.	8-4	ND	1.0	0	0	0	0	2	2	0/0
PRE-ASG TOTALS											
		0-1		29.1	31	15	13	4	13	18	3.99 ERA
7/18 (1)	Cle.	2-5	ND	2.0	0	0	0	0	1	2	0/0
7/20	Cle.	7-5	ND	1.0	1	0	0	0	0	0	2/0
7/22	Det.	2-8	ND	2.0	1	0	0	0	0	0	0/0
7/25	@Tex.	6-20	ND	0.2	5	5	4	0	1	0	1/0
7/29	@Oak.	9-5	ND	1.0	2	3	3	1	1	1	0/0
7/30	@Oak.	3-8	ND	1.0	1	0	0	0	0	0	0/0
JULY TOTALS											
		0-1		9.2	11	9	8	1	6	6	7.45 ERA
8/4	@LAA.	1-7	ND	1.0	1	0	0	0	0	1	0/0
8/7	CWS.	0-7	ND	2.0	2	1	1	1	0	0	0/0
8/9	Bos.	3-4	ND	1.2	0	0	0	0	0	2	0/0
8/16	@Det.	1-7	ND	1.0	1	0	0	0	1	0	0/0
8/18	NYY.	4-8	ND	2.0	1	0	0	0	2	0	0/0
8/21	NYY.	0-3	ND	1.0	2	2	2	2	0	1	0/0
8/23	Bal.	1-8	ND	2.0	1	0	0	0	1	1	0/0
8/25	Bal.	1-6	ND	1.0	1	0	0	0	0	0	0/0
8/28	Det.	11-4	ND	1.0	2	0	0	0	0	1	0/0
8/30	@CWS.	6-8	ND	1.1	3	0	0	0	1	0	3/1
AUGUST TOTALS											
		0-0		14.0	14	3	3	3	5	6	1.93 ERA
9/3	@LAA.	6-10	ND	1.2	2	0	0	0	1	2	2/2
9/5	CWS.	0-4	ND	1.1	1	0	0	0	0	1	2/0
9/7	CWS.	5-4	ND	0.1	0	0	0	0	0	0	3/0
9/9	@Det.	4-8	ND	0.0	1	1	0	0	1	0	0/0
9/13	@K.C.	0-4	ND	0.1	0	0	0	0	0	1	2/0
9/16	Cle.	6-7	ND	1.0	0	0	0	0	0	0	0/0
9/18	Cle.	5-6	ND	0.0	0	1	1	0	1	0	3/1
9/19	@NYY.	4-6	ND	0.1	0	0	0	0	0	1	2/0
9/22	Sea.	3-2	ND	1.0	1	0	0	0	0	0	0/0
9/24 (2)	@Cle.	6-7	L	0.2	2	2	2	0	2	0	1/0
SEPTEMBER TOTALS											
		0-1		6.2	7	4	3	0	3	7	4.05 ERA
POST-ASG TOTALS											
		0-1		29.1	31	15	13	4	13	18	3.99 ERA
SEASON TOTALS											
		0-2		49.0	53	31	25	4	30	30	4.59 ERA

JUSTIN MORNEAU

FIRST BASEMAN

33

Height: 6-4

Bats: L

Born: 5/15/81 in New Westminster, BC

Resides: St. Paul, MN

Acquired: 3rd round, 1999 First-Year Player Draft

M.L. Service: 7 years, 168 days

Contract Status: Signed thru 2013

Weight: 233

Throws: R



PERSONAL: Justin Ernest George Morneau (pronounced MORE-no)...wife Krista (Martin)...daughter Evelyn (9/23/10)...1999 graduate of New Westminster (BC) Secondary School where he played baseball, basketball and hockey...member of National Championship baseball team in 1997 and 1998...named top catcher and hitter at National Championships in 1998...New Westminster High School Athlete of the Year in 1999...played on Canadian World Junior team in 1999...played on Canadian National team in 2001 World Baseball Championship...played for Team Canada in 2006 World Baseball Classic...started a program in 2007 where he donates 100 dollars per rbi to help renovate youth baseball fields across the Upper Midwest...won the 2008 State Farm Home Run Derby at the All-Star game in New York (AL), hitting a total of 22 home runs in the event and defeating Josh Hamilton 5-3 in the final round.

2011:

- Played in the Twins season opener, April 1 at Toronto, going 0-for-4...his first game since suffering a concussion, July 7, 2010 at Toronto.
- Recorded his 1,000th career hit with a first inning single, April 8...he moved into sole possession of 13th place on the Twins' All-Time hits list...he also became 13th player in club history to reach 1,000 hits.
- Hit his first home run, May 1 at Kansas City...his first home run since July 6, 2010 at Toronto.
- Went 3-for-5 with his second home run of the season, May 19 at Oakland.
- Recorded his 14th career multi-homer game, May 31 at Detroit.
- Played in his 1,000th career game, June 6 at Cleveland...became the 16th player in club history to reach 1,000 games played.
- Recorded his 700th career rbi, with a double in the sixth inning, June 8 at Cleveland...became one of eight players in club history to reach 700 career rbi.
- Placed on the 15-day disabled list with a left wrist strain, June 14...underwent neck surgery to remove a herniated disk fragment, June 29...surgery preformed by Dr. Sherman.
- Appeared in seven games with Triple-A Rochester on a rehab assignment, going 11-for-30 (.367) with a home run, four doubles and eight rbi.
- Reinstated August 12 and played in 14 games, batting .235 (12-for-51) with four doubles, five walks and nine rbi before experiencing post-concussion symptoms after diving for a ball while playing first base.
- Played in his final game, August 28 vs. Detroit...placed on the 15-day disabled list with concussion symptoms, September 22.
- Underwent a stabilization procedure on the tendon in the back of his left wrist, September 30.

2010: Hit his first home run of season, April 6 at Los Angeles (AL)...homered the next night, April 7 at Los Angeles (AL)...recorded the first triple by a Twin at Target Field (off Gil Meche) in the fifth inning, April 17 vs. Kansas City...homered in consecutive games, April 24 and 25 at Kansas City, and April 30 and May 1 at Cleveland...hit in nine consecutive games, batting .353 (12-for-34) with three doubles, three home runs and six rbi, April 30-May 8...homered in consecutive games for the fourth time on the season, May 16 at New York (AL) and May 17 at Toronto (13th career two-homer game and season-high four rbi)...it was his second career two-homer game in Toronto...hit his 200th career double, May 20 at Boston, becoming the ninth player in Twins history to do so...passed Chuck Knoblauch for sole possession of eighth on the Twins All-Time list with his 211th double, June 22 at Milwaukee...made his only fielding error of the season, June 4 at Oakland...finished with a .999 fielding percentage (734 total chances, one error)...reached base via hit or walk in 50 of his first 54 games, including each of his first 19, and 28 of his first 29...After homering off Roy Halladay (June 20 at Philadelphia) and Dallas Braden (June 4 at Oakland), he became the first player in Major League history to homer off a pair of pitchers who had tossed perfect games earlier that season (from Elias Sports Bureau)...collected multiple hits in six consecutive games, June 19-25...batted .373 (25-for-67) with five home runs, 13 rbi and 13 runs scored in 16 games prior to suffering a concussion on July 7...hit safely in 15 of his final 17 games, June 18-July 7, and homered three times in his last seven games, June 30-July 7...Voted as the starting first baseman in the All-Star game but did not play due to concussion...it was his fourth career All-Star selection and first as a starter...he compiled 2,933,355 votes, edging out Detroit's Miguel Cabrera and New York's Mark Teixeira...placed on the 15-day disabled list July 16 (retroactive to July 8) with a concussion, after sliding into second base and hitting his head against John McDonald's knee, July 7 at Toronto...missed the Twins final 78 games...at the time of his injury, he was leading the American League in on-base percentage (.437), was second in OPS (1.055), third in batting average (.345) and slugging (.618), fourth in total bases (183), tied for fourth in walks (50) and doubles (25), seventh in home runs (18), tied for ninth in hits (102), 10th in rbi (56) and tied for 12th in runs scored (53)...transferred to 60-day disabled list to make room for starting pitcher Matt Fox, September 3...hit safely in 32 of 38 road games, batting .375 (54-for-144) with 14 home runs...was the Twins finalist for the Roberto Clement Award, given by Major League Baseball and Chevrolet for community service excellence...named by *Baseball America* as the third-best power hitter in the American League, behind Detroit's Miguel Cabrera and Texas' Josh Hamilton.

2009: Hit first home run of the season, April 8 vs. Seattle...four-rbi game, April 10 at Chicago (AL)...homered in consecutive games, April 22 at Boston and April 24 at Cleveland, then again on May 8 and 9 vs. Seattle...four-hit game, May 18 at New York (AL)...fifth career grand slam, May 24 vs. Milwaukee...season-high 11-game hit-streak from May 22-June 2, batting .415 (17-for-41) with two home runs, 14 rbi and eight runs scored...two-homer game, May 15 at New York (AL)...fifth career grand slam, May 24 vs. Milwaukee, also his 150th career home run...drove in his 50th run of the season in the Twins' 55th game, June 4 vs. Cleveland, becoming the fourth Twin with as many rbi in the clubs first 55 games (Kirby Puckett - 49 games in 1994, Larry Hise - 54 games in 1977, Harmon Killebrew - 55 games in 1969)...played in his 800th career game,

June 18 vs. Pittsburgh...snapped a streak of 319 consecutive games played after sitting out, June 21 vs. Houston, second-longest streak in all of baseball at the time with only the Phillies' Ryan Howard having a longer streak, playing in 343 consecutive games...named American League Player of the Week from June 29-July 5, after batting .480 (12-for-25) with 26 total bases, four home runs, two doubles, eight rbi and four runs scored...homered in consecutive games July 4 and 5 vs. Detroit, including his third four-hit game on the 4th...selected to the American League All-Star team for the third time in his career as a reserve, going 0-for-2...hit two home runs and set a career-high with seven rbi, July 20 at Oakland...third two-homer game of season, July 26 at Los Angeles (AL)...homered in back-to-back games, August 1 and 2 vs. Los Angeles (AL)...collected his 30th home run and 100th rbi, September 9 at Toronto...his fourth season with 100-or-more rbi, second Twin in club history to record four-plus seasons of 100-or-more rbi, the other being Harmon Killebrew who did it seven times...with 30 home runs, Moreneau became the fourth Twin (since 1961) to have multiple seasons with 30-or-more home runs since Bob Allison, Tom Brunansky, Gary Gaetti and Kent Hrbek, who each did it twice...played in his final game, September 12 vs. Oakland after being sidelined for the remainder of the season with a stress fracture in his lower back...was given the Carl R. Pohlad Community Service Award by the Twin Cities Baseball Writers Association.

2008: Hit safely in 11 of 12 games, April 4-17...homered in consecutive games, April 5-6...was 10-for-28 (.357) in seven games, April 19-26...had game-winning walk-off single in ninth inning, April 20 vs. Cleveland...hit third career grand slam and five rbi, April 25 at Texas...nine-game hit-streak, going 16-for-34 (.471), May 10-18...hit safely in 10 of 12 games, going 17-for-50 (.340), May 20-June 1...hit game-winning solo home run in 10th inning, May 28 at Kansas City...fifth three-hit game, June 9 at Chicago (AL)...hit safely in 14 of 15 games from June 11-June 27, going 22-for-31 (.361) with two homers, 19 rbi and two three-hit games during that span...second career five-hit game, July 10 at Detroit, including a go-ahead solo home run in the top of the 11th...named to his second All-Star team, July 15 in New York (AL)...went 2-for-4 with a walk and scored the winning run for the American League in the 15th inning...tied a season-high with five rbi, July 19 vs. Texas...hit .404 (23-for-57) with two home runs, 11 rbi and 11 runs scored from August 16-29, with seven multi-hit games in 14 total games, including a four-hit game, August 29 at Oakland...three separate four-rbi games, August 31 at Oakland, September 5 and 7 vs. Detroit...recorded his third game with four-or-more hits (4-for-5), September 13 at Baltimore...recorded his 47th double, setting a new Twins single-season record, September 24 vs. Chicago (AL)...hit .348 with runners in scoring position, ranking ninth in the American League...recorded 187 hits vs. left-handers, the third most by a left-handed hitter in the Majors...finished the year with 129 rbi, the second-most in the American League (Josh Hamilton - 130)...played in all of the Twins 163 games, most in the Majors...one of 32 players in Major League history to play 163 games-or-more in a single-season and first since Hideki Matsui played in 163 games for the Yankees in 2003...just two other Twins in franchise history have played in more games, Cesar Tovar, 164 in 1967 and Harmon Killebrew, 163 in 1967...was awarded by the Twin Cities Baseball Writers Association, earning the Calvin R. Griffith Award as Most Valuable Twin and Bob Allison Award, given to the Twins' player who exemplifies determination, hustle, tenacity, competitive spirit and leadership on and off the field.

2007: Had fifth career two-homer game (first of season), including three-run walk-off homer in 10th inning, May 8 vs. Chicago (AL)...suffered broken nose after being hit with a thrown ball from Nick Punto, May 12 vs. Detroit...sixth career two-homer game (second of season), May 15 at Cleveland...season-high 10-game hit-streak, going 14-for-40 (.350), May 17-27...seventh career two-homer game (third of season), May 22 vs. Texas...named American League Player of the Month for May...had game-winning walk-off homer in ninth inning, June 16 vs. Milwaukee...had consecutive games played streak snapped at 190, June 23 at Florida...became fourth Twin to have a three-homer game and first since Tony Oliva in 1973, July 6 at Chicago (AL)...it was his eighth career multi-homer game (fourth of season) and he drove in a career-high six runs...named American League Player of the Week, July 9-10...selected to first career All-Star Game, July 10 at San Francisco...hit safely in 10 of 11 games, going 17-for-41 (.415), July 19-30...ninth career multi-homer game (fifth of season), July 23 at Toronto...became first Twin since 1986-87 (Gary Gaetti) to have back-to-back 30-homer seasons, September 14 vs. Detroit...tied for fourth in American League in sacrifice flies, tied for fifth in home runs, eighth in at-bats per home run (19.0) and was ninth in rbi.

2006: Second career two-homer game, April 7 at Cleveland...homered in consecutive games, April 11-12...had game-winning walk-off single in ninth inning, April 15 vs. New York (AL)...had seven-game hit-streak, going 11-for-28 (.393), May 7-14...third career two-homer game (second of season) and career-high six rbi, May 9 at Texas...had game-winning sacrifice fly in 10th inning, May 23 vs. Cleveland...had game-winning homer in 10th inning, June 20 at Houston...had 11-game hit-streak, going 19-for-46 (.413), June 8-20...fourth career two-homer game (third of season), including walk-off two-run homer in 12th inning, June 9 vs. Baltimore...second career grand slam, June 14 vs. Boston...homered in consecutive games, June 22-23 and July 2-3...had career-high 16-game hit-streak, going 26-for-59 (.441), June 22-July 9...had 34-game road hit-streak, June 22-September 15, the longest in the Major Leagues since 1957...hit safely in 17 of 18 games, going 30-for-71 (.423), July 14-August 1...hit his 30th home run of the season August 9 at Detroit, becoming the first Twin since 1987 to accomplish the feat...hit safely in 14 of 15 games, going 23-for-56 (.411)...first career five-hit game, September 19 at Boston...led the Majors with a .362 batting average from June 8...tied for first in league in sacrifice flies, was second in rbi and seventh in batting...his 130 rbi ranked second on the Twins All-Time single season rbi list (Killebrew - 140, 1969) and tied Larry Walker (1997) for the most rbi in a single season by a Canadian-born player...named American League Most Valuable Player with 320 points (15 first-place votes) by the BBWAA, becoming the fourth Twin in history to win the award (Carew in '77, Killebrew in '69 and Versalles in '65)...won Calvin R. Griffith Award as Most Valuable Twin and Louisville Slugger Silver Slugger Award.

2005: Disabled with concussion, April 12-22 after being hit in the head by a Ron Villone pitch...first career four-hit game, April 28 at Kansas City...homered in four consecutive games, May 3-7...second career four-hit game, May 8 at Tampa Bay...had game-winning three-run double in 11th inning and second career four-rbi game, May 24 at Cleveland...third career four-rbi game, June 11 at Los Angeles (NL)...homered in consecutive games, July 31-August 1...hit first career grand slam off Jamie Walker and fourth career four-rbi game, September 30 vs. Detroit...had .994 (8 E, 1290 TC) fielding percentage...led club in rbi and tied for second in total bases (214)...established career-highs in virtually all offensive categories.

2004: Began season at Triple-A Rochester...Twins' Minor League Player of the Week, April 10-16...pair of two-homer games, April 12 vs. Pawtucket and April 15 at Scranton/Wilkes-Barre...International League Player of the Week, April 13-19...Twins' Minor League Player of the Month for April, going 33-for-83 (.398) with eight doubles, six homers and 20 rbi...homered in three consecutive games, April 30-May 2...recalled May 21...optioned June 1...had two-homer game, June 7 at Columbus...hit four homers in three games, June 14-16...homered in consecutive games, June 22-24...played for World Team in Futures Game, July 11 at Houston...recalled July 16...career-high nine-game hit-streak, going 13-for-39 (.333), July 17-25...had game-winning sacrifice fly in 8th inning, August 1 vs. Boston...homered in consecutive games August 3-4, August 29-31 and September 3-4...had seven-game hit-streak, going 10-for-30 (.333), August 3-9...had first career two-homer game and career-high four rbi, August 12 at Seattle...had an rbi in nine consecutive games (10 rbi), August 17-26...tied career-high three hits, September 25 at Cleveland...named to International League Postseason All-Star team...ranked second-best prospect in International League by *Baseball America*.

2003: Began season at Double-A New Britain...homered in consecutive games, April 10-12...had two-homer game, April 14 at Trenton...promoted to Triple-A Rochester, April 30...Twins' Minor League Player of the Month for April, going 26-for-79 (.329) with six homers and 13 rbi...had five-hit game and two-homer game, May 2 at Charlotte...homered in three consecutive games, May 6-8...had two-homer game, May 18 at Columbus...recalled June 10...made Major League debut, singling off Jason Jennings for first Major League hit and had season-high three hits, June 10 vs. Colorado...first Major League homer off Albie Lopez, June 17 at Kansas City...optioned July 27...tied for club lead in homers...recalled September 2...had .971 (1 E, 34 TC) fielding percentage at first base...led organization in homers (26)...rated second-best prospect and best power prospect in International League by *Baseball America*...played for Team Canada in Olympic Qualifying Tournament in Panama...ranked second-best prospect in the Twins organization by *Baseball America*, entering the 2004 season.

2002: Disabled with intestinal virus, April 5-12...Eastern League Player of the Week, April 22-28...homered in consecutive games, April 27-28...season-high five rbi, April 28 at Binghamton...reached base safely in 22 consecutive games, April 22-May 8...played for World Team in Future's Game, July 7 at Milwaukee...Eastern League Player of the Week, July 15-21...season-high four hits, July 21 vs. Trenton...season-high 13-game

hit-streak, going 19-for-53 (.358), August 3-15...led club in total bases and homers and was second in batting, games, at-bats, hits and rbi... added to Edmonton playoff roster, going 8-for-20 (.400) in five games...rated best first base prospect and best pure hitter for first baseman in all minor leagues and fourth-best prospect in Eastern League by *Baseball America*...played for Phoenix in the Arizona Fall League...ranked second-best prospect in the Twins organization by *Baseball America*, entering the 2003 season.

2001: Began season at Quad Cities...Twins' Minor League Player of the Week and Midwest League Player of the Week, April 5-13...Twins' Minor League Player of the Month for April, going 34-for-85 (.400) with six homers and 27 rbi...named to *Baseball America's* low Single-A mid-season All-Star team...promoted to Ft. Myers, June 20...hit safely in 19 of 22 games, July 11-August 7...season-high 3 rbi, July 31 at Dunedin...promoted to New Britain, August 24...rated second-best prospect in Midwest League, sixth-best prospect in Florida State League and fourth-best first baseman in all minor leagues by *Baseball America*.

2000: Began season at GCL Twins...Twins Minor League Player of the Week, July 16-22...Howe Sportsdata Player of the Week, July 17-23...Twins' Minor League Player of the Month for July...Howe Sportsdata Player of the Week, July 31-August 6...Howe Sportsdata Player of the Week, August 7-13...GCL "Star of Stars" winner presented to league MVP...led league in batting, runs, hits, total bases, rbi and on-base percentage, second in slugging percentage (.665) and third in home runs...named first baseman on Howe Sportsdata All-Teenager Team...promoted to Elizabethton, August 25...was second among short-season players in slugging (.631), fourth in batting, fifth in doubles and sixth in rbi.

1999: Disabled with broken bone in right hand, July 14-August 6.

PROFESSIONAL: Signed by scout Howard Norsetter.

MORNEAU'S GAME HIGHS									
2011					CAREER				
Hits: 3, 4x, last 8/28 vs. Det.	HR: 2, 5/31 at Det.				Hits: 5, 2x, last 7/10/08 at Det.	HR: 3, 7/6/07 at CWS.			
RBI: 3, 5/31 at Det.	Hit-Streak: 5, 2x, last 5/24-29				RBI: 7, 7/20/09 at Oak.	Hit-Streak: 16, 6/22-7/9/06			
Grand Slams: --	SB: --				Grand Slams: 5, last 7/20/09 at Oak	SB: 1, 4x, last 7/14/07 vs. Oak.			



MORNEAU'S PLAYING RECORD																				
YEAR	CLUB	AVG	G	AB	R	H	2B	3B	HR	RBI	SH	SF	HB	BB	SO	SB	CS	E	OBP	
1999	GCL Twins	.302	17	53	3	16	5	0	0	9	1	1	1	2	6	0	1	0	.333	
2000	GCL Twins	.402	52	194	47	78	21	0	10	58	0	2	0	30	18	3	1	3	.478	
	Elizabethton	.217	6	23	4	5	0	0	1	3	0	0	0	1	6	0	0	0	.250	
2001	Quad Cities	.356	64	236	50	84	17	2	12	53	0	4	3	26	38	0	0	8	.420	
	Ft. Myers	.294	53	197	25	58	10	3	4	40	0	5	8	24	41	0	0	3	.285	
	New Britain	.158	10	38	3	6	1	0	0	4	0	1	0	3	8	0	0	0	.314	
2002	New Britain	.298	126	494	72	147	31	4	16	80	0	6	6	42	88	7	0	13	.356	
2003	New Britain	.329	20	79	14	26	3	1	6	13	0	0	0	7	14	0	0	0	.384	
	Rochester	.268	71	265	39	71	11	1	16	42	0	2	4	28	56	0	2	4	.344	
	MINNESOTA	.226	40	106	14	24	4	0	4	16	0	0	0	9	30	0	0	1	.287	
2004	Rochester	.306	72	288	51	88	23	0	22	63	0	3	3	32	47	1	1	4	.377	
	MINNESOTA	.271	74	280	39	76	17	0	19	58	0	2	2	28	54	0	0	3	.340	
2005	MINNESOTA	.239	141	490	62	117	23	4	22	79	0	5	4	44	94	0	2	8	.304	
2006	MINNESOTA	.321	157	592	97	190	37	1	34	130	0	11	5	53	93	3	3	8	.375	
2007	MINNESOTA	.271	157	590	84	160	31	3	31	111	0	9	5	64	91	1	1	5	.343	
2008	MINNESOTA	.300	163	623	97	187	47	4	23	129	0	10	3	76	85	0	1	4	.374	
2009	MINNESOTA	.274	135	508	85	139	31	1	30	100	0	7	3	72	86	0	0	3	.363	
2010	MINNESOTA	.345	81	296	53	102	25	1	18	56	0	2	0	50	62	0	0	1	.437	
2011	Rochester	.367	7	30	8	11	4	0	1	8	0	0	0	1	2	0	0	2	.387	
	MINNESOTA	.227	69	264	19	60	16	0	4	30	0	2	3	19	44	0	0	1	.285	
Minor League Totals		.311	498	1897	316	590	126	11	88	373	1	24	25	196	324	11	5	37	.379	
Major League Totals		.281	1017	3749	550	1055	231	14	185	709	0	48	25	415	639	4	7	34	.353	

MORNEAU'S FIELDING RECORD									
POSITION	PCT	G	PO	A	E	TC	DP	PB	
First Base	.996	913	7611	631	34	8276	766	—	

MORNEAU'S DIVISION SERIES RECORD																				
YEAR	OPPONENT	AVG	G	AB	R	H	2B	3B	HR	RBI	SH	SF	HB	BB	SO	SB	CS	E	OBP	
2004	New York (AL)	.235	4	17	1	4	2	0	0	2	0	0	0	0	3	0	0	0	.235	
2006	Oakland	.417	3	12	3	5	1	0	2	2	0	0	0	0	0	0	0	1	.417	
Division Series Totals		.310	7	29	4	9	3	0	2	4	0	0	0	0	3	0	0	1	.310	

MORNEAU'S ALL-STAR GAME RECORD																				
YEAR	HOST	AVG	G	AB	R	H	2B	3B	HR	RBI	SH	SF	HB	BB	SO	SB	CS	E	OBP	
2007	San Francisco	.000	1	2	0	0	0	0	0	0	0	0	0	0	0	0	0	0	.000	
2008	New York (AL)	.500	1	4	2	2	1	0	0	0	0	0	0	1	0	0	0	0	.667	
2009	St. Louis	.000	1	2	0	0	0	0	0	0	0	0	0	0	0	0	0	0	.000	
2010	Los Angeles (AL)	INJURED - DID NOT PLAY																		
All-Star Totals		.250	2	8	2	2	1	0	0	0	0	0	0	1	0	0	0	0	.333	

MORNEAU'S WORLD BASEBALL CLASSIC RECORD																				
YEAR	CLUB	AVG	G	AB	R	H	2B	3B	HR	RBI	SH	SF	HB	BB	SO	SB	CS	E	OBP	
2006	Canada	.308	3	13	3	4	3	0	0	2	0	0	0	2	4	0	0	0	.400	
2009	Canada	.444	2	9	1	4	2	0	0	1	0	0	0	1	1	0	0	0	.500	
WBC Totals		.364	5	22	4	8	5	0	0	3	0	0	0	3	5	0	0	0	.440	

JOE NATHAN

RIGHT-HANDED PITCHER

Height: 6-4

Bats: R

Born: 11/22/74 in Houston, TX

Resides: Knoxville, TN

Acquired: Trade with San Francisco, 11/14/03

M.L. Service: 10 years, 120 days

Contract Status: Signed thru 2011

Weight: 227

Throws: R



PERSONAL: Joseph Michael Nathan...wife Lisa (Lemoncelli)...son Cole (11/9/04) and daughter Riley (4/4/07)...1992 graduate of Pine Bush (NY) High School where he played baseball, basketball and ran track...1997 graduate of SUNY-Stony Brook with a degree in Business Management...was a two-time Academic All-American...designates time and effort in support of Garth Brooks' Teammates for Kids Foundation...enjoys playing the guitar and golfing in his spare time.

2011:

- Began the season as the Twins closer, converting each of his first three save opportunities, April 3-8...his first appearance, April 3 at Toronto, was his first since October 6, 2009.
- Recorded his 250th career save, pitching 1.0 scoreless ninth inning, April 8 vs. Oakland...also his 15th consecutive save, dating back to September 5, 2009.
- Suffered consecutive blown saves, April 14-16 at Tampa Bay...first time with consecutive blown saves since August 30-September 3, 2008.
- Did not walk a batter in 16 consecutive appearances (14.2 ip), May 21-July 31.
- Placed on the 15-day disabled list with a right flexor muscle strain, May 28...returned from his rehab assignment at Triple-A Rochester and reinstated, June 24.
- Posted a 0.68 ERA (13.1 ip, 1 er) with opponents batting .130 (6-for-46) with one walk and 11 strikeouts, June 28-August 4...did not allow a run in nine consecutive appearances (8.1 ip), June 28-July 17.
- Recorded his 250th career save as a Twin, pitching 1.0 scoreless ninth inning, July 16 vs. Kansas City.
- Converted his final 11 save opportunities, July 16-September 27, including saves in five straight appearances, July 16-July 26.
- Recorded his 254th career save as a Twin, July 26 at Texas, tying Rick Aguilera for first on the Twins All-Time list...passed Aguilera with his 255th save, August 10 vs. Boston, becoming the Twins All-Time saves leader.
- Passed two pitchers on baseball's All-Time saves list during the season: Dave Righetti (252) and Todd Worrell (256), ending the season in 28th place with 261 career saves.

2010: Placed on the disabled list, March 31 with a tear in the ulnar collateral ligament in his right elbow...had season-ending "Tommy John" surgery on March 26 performed by Dr. David Altchek...did not pitch for the Twins in 2010.

2009: Recorded his first save of the season in his first appearance, April 8 vs. Seattle (1.0 ip)...suffered first blown save, April 28 vs. Tampa Bay (win)...did not allow a run in seven consecutive appearances from May 1-14...did not allow a run in 24 consecutive appearances (22.2 ip, three hits, 21 strikeouts) from May 21-July 21 and saved 20 consecutive games during that span (Twins 23-1)...recorded a four-out save (1.1 ip), June 2 vs. Cleveland...named the DHL Delivery Man of the Month for June after not allowing a run in 11.1 innings, striking out 18, holding opponents to a .105 batting average and going 11-for-11 in save opportunities in 12 appearances...finished the first-half with a record of 1-1, 1.31 (34.1 ip, 5 er) with 23 saves in 25 opportunities, an opponent batting average of .153 and 43 strikeouts...selected to his fourth career All-Star team, pitching 1.0 scoreless inning...second win of the season, August 21 at Kansas City, allowing one run on four hits in 2.0 innings, throwing 53 pitches, most since August 20, 2000 vs. Atlanta (with the Giants)...recorded his 45th save, September 29 (Game one), tying Eddie Guardado (2002) for first on the club's All-Time single-season saves list...set a new club record, October 2 vs. Kansas City, recording his 46th save of the season...pitched 1.2 scoreless innings in the tiebreaking 163rd game, October 6 vs. Detroit...converted each of his last 12 save opportunities...Twins went 61-9 in games he appeared in...struck out 11.7 batters-per-nine innings (third in the AL with a minimum of 50.0 ip)...struck out two-or-more batters in 30 of his 70 appearances...finished second in the Major Leagues in saves (Brian Fuentes - 48)...had second-lowest batting-average-against in the American League for a closer (.171)...named co-winner of the American League Rolaids Relief Man of the Year Award along with the Yankees' Mariano Rivera...given the Joseph W. Haynes Award as the Twins Pitcher of the Year, by the Twin Cities Baseball Writers Association.

2008: Recorded saves in each of his first 13 save opportunities, March 31-May 16...did not allow a run in first eight appearances (8.0 ip), March 31-April 22...did not allow a run in 10 of 11 appearances, going 0-0, 1.64 (11.0 ip, 2 er) with six saves, April 29-May 25...suffered first blown save, May 27 at Kansas City...suffered second blown save, June 14 at Milwaukee...five straight appearances without allowing a hit from June 17-June 26, including a three-strikeout game, June 20 vs. Arizona...converted 13 straight save opportunities from June 17-August 1...fourth three-strikeout game, July 12 at Detroit...went 7-for-7 in save opportunities in 11 July games with a 0.82 ERA (11.0 ip, 1 er)...11 consecutive scoreless appearances (11.1 ip) from July 31 to August 21...fifth three-strikeout game, August 11 vs. New York (AL)...back-to-back blown saves on August 30 at Oakland and September 3 at Toronto...recorded 200th career save (199th as a Twin), September 24 vs. Chicago (AL)...pitched 2.0 innings for the second time on the season and notched his first win on September 25 vs. Chicago (AL), it was his first victory since September 17, 2007 vs. Texas...converted 39 of 45 (87%) save opportunities and raised career totals to 200 of 224 (89%)...held opponents to a .176 batting average with just 13 extra-base hits (five home runs, seven doubles and one triple)...tied with Mariano Rivera for fourth-most saves in the American League...his 1.34 ERA ranked first among all MLB closers with at least 20 saves and his .176 batting-average-against was third-lowest behind Joakim Soria's .169 and Rivera's .165...was given the Joseph W. Haynes Award as the Twins Pitcher of the Year and the Mike Augustin Award as the Twins "media good guy," by the Twin Cities Baseball Writers Association.

2007: Became first pitcher in club history to record 36-or-more saves in four consecutive seasons (Rick Aguilara had 30-or-more from 1990-93)...did not allow a run in first five appearances, going 0-0, 0.00 (5.0 ip) with three saves, April 2-12...suffered first blown save of the season, May 2 at Tampa Bay...did not allow a run in 11 appearances, going 1-0, 0.00 (11.0 ip) with four saves, May 5-30...second blown save of season, but was winning pitcher, June 17 vs. Milwaukee...tied season-high three strikeouts, June 26 vs. Toronto...did not allow a run in 14 of 15 appearances, going 0-1, 0.54 (16.2 ip, 1 er) with nine saves, June 26-July 30...tied season-high 2.0 innings, July 19 vs. Detroit...was 1-0, 0.00 (11.0 ip) with five saves, allowing three hits with 12 strikeouts in 10 appearances, August 4-September 4...did not allow a run in final six appearances (6.1 ip), recording five saves, September 18-30...first-batters-faced in relief were 13-for-61 (.213) with 15 strikeouts...converted 37 of 41 (90%) save opportunities to up career totals to 161 of 179 (90%)...was third in American League in games finished (60) and tied for sixth in saves.

2006: Did not allow a run in six appearances, going 1-0, 0.00 (6.0 ip) with three saves, April 6-25...converted 10 consecutive save opportunities, April 11-June 17...tied career-high six-game win-streak, April 19-July 14...did not allow a run in eight of nine appearances, going 2-0, 0.90 (10.0 ip, 1 er), May 7-June 2...season-high five strikeouts, his most since June 29, 2000 at Colorado (5), May 23 vs. Cleveland...pitched a season high 2.0 innings four times, including three in the month of June...did not allow a run in 14 appearances (14.0 ip), June 22-July 28 and allowed just one run from June 22-August 8 (0.45 ERA)...recorded 100th career save (99th with Minnesota), June 24 vs. Chicago (NL)...became fifth pitcher in Twins' history with 100 saves, June 28 vs. Los Angeles (NL)...recorded his 30th save of the season and 117th as a Twin, passing Eddie Guardado for second on the Twins All-Time saves list, September 9 vs. Detroit...walked a season-high three batters, September 11 but picked up the save working 1.1 innings...recorded his 35th save, September 24 at Baltimore, becoming the first pitcher in club history to record 35-or-more saves in three consecutive seasons...first-batters-faced in relief were 17-for-62 (.274)...converted 36 of 38 (95%) save opportunities to up career totals to 124 of 138 (90%)...tied for sixth in league in saves.

2005: Did not allow a run in 15 appearances, going 1-0, 0.00 (14.1 ip) with 10 saves, April 5-May 10...converted 13 consecutive save opportunities, April 6-May 24...converted 12 consecutive save opportunities, May 26-July 8...named American League Player of the Week for the week ending July 3...season-high four strikeouts, July 10 at Kansas City...selected to second career All-Star team, July 12 at Detroit, allowing one run on one hit in 1.0 ip...did not allow a run in 17 appearances (19.0 ip), July 16-August 30...converted nine consecutive save opportunities, July 16-August 30...tied career-high six-game win-streak, July 20-September 3...tied season-high 2.0 innings pitched, August 27 at Texas...did not allow a run in nine appearances (8.2 ip), September 7-October 2...became third pitcher in club history with back-to-back 40-save seasons, September 27 vs. Kansas City...averaged 12.1 strikeouts per 9-innings...first-batters-faced were 11-63 (.175) with 19 strikeouts...had .183 batting-average-against with left-handers batting .158 (19-for-120) with four homers and right-handers batting .206 (27-for-131) with one homer...converted 43 of 48 (90%) save opportunities to up career totals to 88 of 100 (88%)...tied for third in league in saves and tied for sixth in games finished (58)...established career-highs in ERA, saves and strikeouts...named to *Sporting News* Postseason All-Star team.

2004: Did not allow a run in 20 appearances, going 1-0, 0.00 (21.0 ip) with 14 saves, April 15-June 4...named American League Co-Player of the Week for the week ending May 16, becoming 11th Twins pitcher (first since Eric Milton, September 12, 1999) to win the award, going 0-0, 0.00 (4.0 ip) with four saves, facing the minimum in each appearance...converted club record 27 consecutive save opportunities, May 8-August 15...did not allow a run in 28 appearances, going 0-0, 0.00 (29.0 ip) with 19 saves, June 9-August 18...selected to first career All-Star team, July 14 at Houston striking out two in 1.0 inning...did not allow a run in 11 appearances (9.0 ip), August 25-September 16...season-high four strikeouts and tied season-high 2.0 innings, October 2 vs. Cleveland...averaged 11.1 strikeouts per 9-innings...first-batters-faced were 11-for-64 (.172) with 20 strikeouts...had .187 batting-average-against with left-handers batting .212 (28-for-132) with two homers and right-handers batting .160 (20-for-125) with one homer...converted 44 of 47 (94%) save opportunities to up career totals to 45 of 52 (87%)...was tied for second in league in games finished and was third in saves.

2003: Did not allow a run in 17 appearances (22.1 ip), March 31-May 6...season-high 2.2 innings, May 3 vs. Cincinnati...season-high six-game win-streak, June 12-September 27...season-high four strikeouts, July 8 vs. St. Louis...did not allow a run in 15 appearances (15.0 ip), July 18-August 20...was 3-0, 0.00 (5.2 ip) in eight appearances, September 10-27...was 0-for-3 in save opportunities...led club in games and was second in wins...was second in league in winning percentage and tied for fifth in games...first among NL relievers in wins, fifth among relievers in batting-average-against (.186), tied for sixth in holds (20) and 10th in first-batters-faced batting-average-against (.171)...acquired by Minnesota along with pitchers Boof Bonser and Francisco Liriano from San Francisco in exchange for catcher A.J. Pierzynski and cash, November 14.

2002: Began season at Fresno...season-high four-game win-streak, going 4-0, 3.27 (22.0 ip, 8 er), April 11-28...named Fresno's Player of the Month for April, going 4-0, 2.83 (28.2 ip, 9 er)...was 1-0, 1.80 (15.0 ip, 3 er) in three appearances (two starts), August 6-14...tied season-high 7.0 innings and eight strikeouts, August 14 vs. Colorado Springs...was second on club in innings pitched and third in strikeouts...recalled, September 3.

2001: Began season at Fresno...transferred to Shreveport, June 5...season-high 7.0 innings and tied season-high four strikeouts, June 16 vs. San Antonio...was 2-0, 0.71 (12.2 ip, 1 er) in six appearances (two starts), July 18-August 4...did not allow a run in five appearances (one start), going 0-0, 0.00 (9.0 ip), August 13-26...had .233 (20-for-86) batting-average-against vs. left-handers.

2000: Began season with San Francisco...season-high nine strikeouts, April 6 at Florida...disabled with right shoulder tendinitis, May 13-June 6...began rehab assignments at San Jose and Bakersfield, May 26...first Major League homer off Denny Reyes, June 12 at Cincinnati...tied season-high 8.0 innings, July 5 vs. Colorado...disabled with right shoulder inflammation, July 14-August 19...began rehab assignment at Fresno, August 2...pitched 6-plus innings in nine of 15 starts...had seven quality starts...had arthroscopic surgery on right shoulder, October 2.

1999: Began season at Shreveport...made two starts before being recalled, April 20...made Major League debut and recorded first career win, April 21 vs. Florida...became first Giant starter to pitch 7.0 shutout innings in big league debut since Mike Remlinger, June 15, 1991 vs. Pittsburgh...recorded first Major League save, May 16 at Houston...optioned to Fresno, June 1...had three-game win-streak, going 3-0, 1.73 (26.0 ip, 5 er) in four starts, June 29-July 15...recalled and optioned, August 4...recalled August 16...singled off Tony Armas, Jr., for first Major League hit, August 16 vs. Montreal...was 2-0, 1.59 (11.1 ip, 2 er) in two starts, August 16-22...season-high three-game win-streak, September 2-17...pitched 6.0-plus innings in nine of 14 starts...had eight quality starts.

1998: Began season at San Jose...California League Pitcher of the Week, June 3-10...Giants' Co-Minor League Player of the Month for June, going 3-1, 1.14 (31.2 ip, 4 er) with 37 strikeouts...promoted to Shreveport, July 16...transferred to San Jose, August 10...was fourth in California League in ERA...was fourth in organization in strikeouts...rated seventh-best prospect in California League by *Baseball America*.

1997: Made transition from shortstop to pitcher at Salem-Keizer (R, Northwest League)...was 2-0, 2.84 (31.2 ip, 10 er) in final five starts...was third on club in games and fourth in innings...was second in league in ERA.

1996: Did not play, returned to finish college degree at SUNY-Stony Brook.

1995: Began professional career as a shortstop at Bellingham...named Northwest League Player of the Week, July 31-August 6.

PROFESSIONAL: San Francisco's 6th round pick in 1995 First-Year Player Draft...signed by scout Alan Marr.

NATHAN'S GAME HIGHS

2011				CAREER			
IP: 1.1, 5/11 vs. Det.	Walks: 2, 2x, last 4/16 at T.B.			IP: 8.0, 7/5/00 vs. Col.	Walks: 6, 2x, 6/18/00 vs. Hou.		
SO: 3, 9/5 vs. CWS.	CG: - -			SO: 9, 4/6/00 at Fla.	CG: - -		
Win-Streak: 2, 5/18-9/22	Low-Hit: - -			Win-Streak: 7, 4/19-9/28/06	Low-Hit: - -		

NATHAN'S PITCHING RECORD

YEAR	CLUB	W-L	ERA	G	GS	CG	SH	SV	IP	H	R	ER	HR	HB	BB	SO	WP	BK	BAA
1997	Salem-Keizer	2- 1	2.47	18	5	0	0	2	62.0	53	22	17	7	4	26	44	2	0	.243
1998	San Jose	8- 6	3.32	22	22	0	0	0	122.0	100	51	45	13	10	48	118	1	0	.224
	Shreveport	1- 3	8.80	4	4	0	0	0	15.1	20	15	15	4	2	9	10	0	0	.317
1999	Shreveport	0- 1	3.12	2	2	0	0	0	8.2	5	4	3	0	1	7	7	2	1	.179
	SAN FRANCISCO	7- 4	4.18	19	14	0	0	1	90.1	84	45	42	17	1	46	54	2	0	.243
	Fresno	6- 4	4.46	13	13	1	0	0	74.2	68	44	37	11	5	36	82	6	1	.244
2000	SAN FRANCISCO	5- 2	5.21	20	15	0	0	0	93.1	89	63	54	12	4	63	61	5	0	.255
	San Jose	0- 1	3.60	1	1	0	0	0	5.0	4	2	2	1	0	1	2	1	0	.235
	Bakersfield	1- 0	5.06	1	1	0	0	0	5.1	2	3	3	0	1	7	6	1	0	.118
	Fresno	0- 2	4.40	3	3	0	0	0	14.1	15	8	7	4	0	7	9	1	0	.268
2001	Fresno	0- 5	7.77	10	10	0	0	0	46.1	63	47	40	13	5	33	21	6	0	.333
	Shreveport	3- 6	6.93	21	7	0	0	0	62.1	73	49	48	11	4	37	33	7	1	.299
2002	Fresno	6-12	5.60	31	25	1	0	0	146.1	167	97	91	20	3	74	117	9	0	.283
	SAN FRANCISCO	0- 0	0.00	4	0	0	0	0	3.2	1	0	0	0	0	0	2	0	0	.083
2003	SAN FRANCISCO	12- 4	2.96	78	0	0	0	0	79.0	51	26	26	7	3	33	83	4	1	.186
2004	MINNESOTA	1- 2	1.62	73	0	0	0	44	72.1	48	14	13	3	2	23	89	5	0	.187
2005	MINNESOTA	7- 4	2.70	69	0	0	0	43	70.0	46	22	21	5	0	22	94	2	0	.183
2006	MINNESOTA	7- 0	1.58	64	0	0	0	36	68.1	38	12	12	3	1	16	95	3	0	.158
2007	MINNESOTA	4- 2	1.88	68	0	0	0	37	71.2	54	15	15	4	1	19	77	3	0	.209
2008	MINNESOTA	1- 2	1.33	68	0	0	0	39	67.2	43	13	10	5	2	18	74	2	0	.179
2009	MINNESOTA	2- 2	2.10	70	0	0	0	47	68.2	42	16	16	7	2	22	89	4	0	.171
2010	MINNESOTA	INJURED - DID NOT PITCH																	
2011	Rochester	0- 0	0.00	3	1	0	0	0	3.0	2	1	0	0	0	1	5	0	0	.200
	MINNESOTA	2- 1	4.84	48	0	0	0	14	44.2	38	26	24	7	3	14	43	3	0	.222
Minor League Totals		27-41	4.90	196	94	2	0	2	565.1	572	343	308	84	35	286	454	36	3	.265
American League Totals		24-13	2.16	460	0	0	0	260	463.1	309	118	111	34	11	134	561	22	0	.186
National League Totals		24-10	4.12	121	29	0	0	1	266.1	225	134	122	36	8	142	200	11	1	.229
Major League Totals		48-23	2.87	581	29	0	0	261	729.2	534	252	233	70	19	276	761	33	1	.202

NATHAN'S FIELDING RECORD

POSITION	PCT	G	PO	A	E	TC	DP	PB
Pitcher	.943	581	35	65	6	106	5	—

NATHAN'S BATTING RECORD

BATTING	AVG	AB	R	H	2B	3B	HR	RBI	SH	SF	HB	BB	SO	SB	CS	OBP
Career	.159	63	4	10	3	0	2	4	10	1	0	3	17	0	0	.194

Last Home Run: 6/29/00 at Colorado off Masato Yoshii

NATHAN'S DIVISION SERIES RECORD

YEAR	OPPONENT	W-L	ERA	G	GS	CG	SH	SV	IP	H	R	ER	HR	HB	BB	SO	WP	BK	BAA
2003	Florida	0- 1	81.00	2	0	0	0	0	0.1	4	3	3	1	0	1	1	0	0	.800
2004	New York (AL)	0- 1	3.60	3	0	0	0	1	5.0	2	2	2	0	0	5	6	0	0	.118
2006	Oakland	0- 0	0.00	1	0	0	0	0	0.2	1	0	0	0	0	0	1	1	0	.333
2009	New York (AL)	0- 0	9.00	2	0	0	0	0	2.0	5	2	2	1	0	1	2	0	0	.455
Division Series Totals		0- 2	7.88	8	0	0	0	1	8.0	12	7	7	2	0	7	10	1	0	.333

NATHAN'S ALL-STAR GAME RECORD

YEAR	HOST	W-L	ERA	G	GS	CG	SH	SV	IP	H	R	ER	HR	HB	BB	SO	WP	BK	BAA
2004	Houston	0- 0	0.00	1	0	0	0	0	1.0	0	0	0	0	0	0	2	0	0	.000
2005	Detroit	0- 0	9.00	1	0	0	0	0	1.0	2	1	1	0	0	0	0	0	0	.400
2008	New York (AL)	0- 0	0.00	1	0	0	0	0	1.0	0	0	0	0	0	0	1	0	0	.000
2009	St. Louis	0- 0	0.00	1	0	0	0	0	1.0	1	0	0	0	0	1	1	0	0	.333
All-Star Game Totals		0- 0	2.25	4	0	0	0	0	4.0	3	1	1	0	0	1	4	0	0	.250

NATHAN'S WORLD BASEBALL CLASSIC RECORD

YEAR	CLUB	W-L	ERA	G	GS	CG	SH	SV	IP	H	R	ER	HR	HB	BB	SO	WP	BK	BAA
2006	United States	0- 0	0.00	3	0	0	0	0	3.0	2	0	0	0	1	1	4	0	0	.200

NATHAN'S DAY-BY-DAY											
Date	Opp.	Score	Dec.	IP	H	R	ER	HR	BB	SO	Left Game or IR/IRS
4/3	@Tor.	4-3	S	1.0	2	1	1	0	2	0	0/0
4/5	@NYY.	5-4	S	1.0	0	0	0	0	0	1	0/0
4/8	Oak.	2-1	S	1.0	1	0	0	0	0	1	0/0
4/12	K.C.	4-3	ND	1.0	0	0	0	0	0	1	0/0
4/14	@T.B.	3-4	ND	1.0	2	2	2	0	1	0	0/0
4/16	@T.B.	3-4	L	0.1	1	2	2	1	2	0	0/0
4/19	@Bal.	0-11	ND	1.0	2	3	3	1	1	0	0/0
4/23	Cle.	10-3	ND	1.0	0	0	0	0	0	2	0/0
4/28	T.B.	1-6	ND	1.0	0	0	0	0	0	2	0/0
4/30	K.C.	2-11	ND	0.2	1	3	2	0	1	0	0/0
APRIL TOTALS			0-1	9.0	9	11	10	2	7	7	10.00 ERA
5/6	@Bos.	9-2	ND	1.0	0	0	0	0	1	0	0/0
5/8	@Bos.	5-9	ND	1.0	1	0	0	0	0	2	0/0
5/11	Det.	7-9	ND	1.1	1	0	0	0	0	1	3/0
5/13	Tor.	0-2	ND	1.0	2	1	1	1	0	2	0/0
5/18	@Oak.	4-3	W	0.2	1	0	0	0	1	1	0/0
5/21	@Ari.	6-9	ND	1.0	1	1	1	0	0	1	0/0
5/23	Sea.	7-8	ND	0.1	2	2	1	0	0	1	0/0
MAY TOTALS			1-0	6.1	8	4	3	1	2	8	4.26 ERA
6/25	@Mil.	1-11	ND	1.0	0	0	0	0	0	1	0/0
6/28	LAD	6-4	ND	1.0	0	0	0	0	0	2	0/0
JUNE TOTALS			0-0	2.0	0	0	0	0	0	3	7.27 ERA
7/1	Mil.	6-2	ND	1.0	0	0	0	0	0	1	0/0
7/3	Mil.	9-7	ND	1.0	0	0	0	0	0	1	0/0
7/5	T.B.	3-2	ND	1.0	1	0	0	0	0	1	0/0
7/8	@CWS.	8-5	ND	1.0	0	0	0	0	0	1	0/0
7/9	@CWS.	3-4	ND	0.1	1	0	0	0	0	0	2/1
PRE-ASG TOTALS			1-1	21.2	20	16	14	4	9	21	5.82 ERA
7/15	K.C.	1-2	ND	1.0	0	0	0	0	0	1	0/0
7/16	K.C.	4-3	S	1.0	1	0	0	0	0	0	0/0
7/17	K.C.	4-3	S	1.0	0	0	0	0	0	0	0/0
7/20	Cle.	7-5	S	1.0	1	1	1	1	0	0	0/0
7/23	Det.	4-1	S	1.0	1	0	0	0	0	1	0/0
7/26	@Tex.	9-8	S	1.0	1	0	0	0	0	2	0/0
7/31	@Oak.	3-7	ND	1.0	0	0	0	0	0	1	0/0
JULY TOTALS			0-0	11.1	6	1	1	1	0	9	0.79 ERA
8/4	@LAA.	1-7	ND	1.0	0	0	0	0	1	0	0/0
8/6	CWS	1-6	ND	0.2	1	2	2	1	1	0	2/2
8/8	Bos.	6-8	ND	0.1	3	1	1	0	0	0	1/1
8/10	Bos.	5-2	S	1.0	0	0	0	0	0	1	0/0
8/15	@Det.	9-6	S	1.0	0	0	0	0	0	2	0/0
8/17	@Det.	6-5	S	1.0	2	1	1	0	0	1	0/0
8/21	NYY.	0-3	ND	1.0	0	0	0	0	0	0	0/0
8/23	Bal.	1-8	ND	1.0	0	0	0	0	1	1	0/0
8/26	Det.	1-8	ND	1.0	0	0	0	0	0	1	0/0
8/31	@CWS.	7-6	S	1.0	2	2	2	0	1	2	0/0
AUGUST TOTALS			0-0	9.0	8	6	6	1	4	8	6.00 ERA
9/5	CWS.	0-4	ND	1.0	1	0	0	0	0	3	0/0
9/7	CWS.	5-4	S	1.0	0	0	0	0	0	2	0/0
9/16	Cle.	6-7	ND	1.0	1	1	1	1	0	1	0/0
9/18	Cle.	5-6	ND	1.0	0	0	0	0	0	1	0/0
9/22	Sea.	3-2	W	1.0	1	0	0	0	0	0	0/0
9/25	@Cle.	6-4	S	1.0	0	0	0	0	1	0	0/0
9/27	K.C.	7-4	ND	1.0	3	2	2	0	0	2	0/0
SEPTEMBER TOTALS			1-0	7.0	6	3	3	1	1	9	3.86 ERA
POST-ASG TOTALS			1-0	23.0	18	10	10	3	5	22	3.91 ERA
SEASON TOTALS			2-1	44.2	38	26	24	7	14	43	4.84 ERA

TSUYOSHI NISHIOKA

INFIELDER

Height: 6-1

Bats: S

Born: 7/27/84 in Osaka, Japan

Resides: Tokyo, Japan

Acquired: Signed as free agent, 12/18/10

M.L. Service: 1 year

Contract Status: Signed thru 2013

Weight: 176

Throws: R



PERSONAL: Tsuyoshi Nishioka (pronounced soo-YO-shee nee-shee-OH-kah)...wife Naoko...grew up in the city of Nara in the Kansai region of Japan...attended Osaka Toin Senior High School and helped lead his team to the National High School Baseball Championships...he hit 42 home runs in his high school career and was considered one of the top high school prospects in the country by Nippon Professional Baseball scouts...attended Nara Prefectural Heijo East Junior High School, playing in the national tournament as a member of Koriyama Senior.

2011:

- Played in his first Major League game, April 1 at Toronto, starting at second base and batting second in the lineup...became the second Japanese-born player to play for the Minnesota Twins with right-handed pitcher, Michael Nakamura being the other, in 2003...went 1-for-4 in the game, collecting his first Major League hit, with a single off Ricky Romero in the sixth inning.
- Recorded his first Major League rbi with a fifth inning single off Brett Cecil, April 3 at Toronto.
- Recorded his first Major League extra-base hit, a fifth inning double, off Ivan Nova, April 4 at New York (AL).
- Suffered a fractured left fibula when Nick Swisher slid into his leg while attempting to break up a double play, and was put on the 15-day disabled list following the game, April 7 at New York (AL).
- Transferred to the 60-day disabled list, May 28, making room of the Twins 40-man roster for left-handed pitcher Chuck James.
- Played in seven games during a rehab assignment between Single-A Ft. Myers and Triple-A Rochester, batting .333 (8-for-24)...returned from rehab and was reinstated from the 60-day disabled list, June 15...played primarily as a shortstop upon his return from the disabled list after beginning the season as the Twins second baseman.
- First career two-rbi game, July 4 vs. Tampa Bay...first career three-hit game (setting career-high), July 6 vs. Tampa Bay.
- Season-high nine-game hit streak, going 10-for-31 (.323) with one double and four rbi, August 2-13.
- Posted a .478 on-base percentage in his final seven games, reaching base 11 times (six hits and five walks) in 23 plate appearances.
- Placed on the 15-day disabled list with a right oblique strain, September 22, ending his season.
- Was one of 13 Japanese-born players to play in the Major Leagues during the 2011 season...ranked third amongst those players in games played, behind Ichiro Suzuki (151) and Kosuke Fukudome (141).

2010: Played his seventh season in Nippon Professional Baseball with the Chiba Lotte Marines...batted solely out of the leadoff position for Chiba Lotte and played all 144 games at shortstop for the Marines...was a teammate of former Major Leaguer Tadahito Iguchi...Hit safely in his first eight games of the season, batting .529 (18-for-34) with two doubles, two triples, two home runs, nine rbi and 11 runs...Hit safely in 22 straight games, batting .443 (39-for-88) with nine doubles, four home runs and 22 runs, April 29-May 29...Batted .417 (35-for-84) with 20 runs scored in 21 May games...batted .467 (43-for-92) with 19 rbi and 27 runs in 22 September games...Collected 62 multi-hit games, including five four-hit games and a season-high five hits, May 22 vs. Tokyo Yakult...Played in the NPB All-Star game for the Pacific League, going 0-for-2, while playing shortstop as a reserve in the first game...started at shortstop and batted second in the second game, going 0-for-2...Was the NPB Batting Champion with a .346 average, the highest since 2008 (Seiichi Uchikawa - .378)...also, NPB Safe Hit Champion...Led the NPB in runs scored...ranked first in the Pacific League in hits, was second in on-base percentage and third walks...Set career-highs in hits (206), at-bats (596), plate appearances (692), doubles (32), runs (121), rbi (59), walks (79), total bases (287) and batting average (.346)...Batted .181 (13-for-72) with three doubles, one home run, four rbi and 11 runs scored in 15 games in the postseason...batted .167 (6-for-36) with two doubles and three rbi in seven games in the Japan Series (NPB's equivalent of MLB's World Series)...Was given his third Gold Glove Award (first since 2007) after making just 18 errors in 1288.2 innings at shortstop...signed with the Twins as a free agent, December 18.

2009: Spent the season with Chiba Lotte Marines...went 4-for-4 with a home run, three rbi and four runs scored, July 2 against the Saitama Seibu Lions...homered in consecutive games, September 9 and 10 against Fukuoka SoftBank Hawks...hit .265 (94-for-355) in the leadoff spot, .237 (22-for-93) in the third spot and .400 (2-for-5) in the ninth spot...set a career-high with 14 home runs, 11 coming off lefties...was tied for third on Chiba Lotte in doubles and runs scored, fourth in home runs, fifth in games and sixth in rbi...played all 115 games at shortstop (114 starts).

2008: Spent the season with Chiba Lotte...suffered injuries throughout the season in his knee, neck and feet, limiting him to just 18 stolen bases (his lowest since becoming a regular shortstop)...posted six consecutive multi-hit games, June 11-18, batted .353 (24-for-68) in 18 June games...represented the Pacific League in the All-Star game, starting at shortstop and leading off, going 0-for-3 (moved to second base mid-game)...went 1-for-2 with a run scored in the second game, entering the game as a reserve second baseman...played for Japan in the Beijing Olympics in August.

2007: Played the season with Chiba Lotte...suffered a wrist injury and neck pain most of the season...went 4-for-4 with four runs scored, May 27 at Hanshin...batted .346 (62-for-179) with 16 rbi, 33 runs scored, 12 walks and 16 stolen bases in 46 games in April and May combined...batted .373 (31-for-83) in 22 May games...hit safely in 17 straight games, July 7-August 2...represented the Pacific League in the NPB All-Star Game...batted .374 (58-for-155) against left-handed pitching...won the Gold Glove Award at shortstop...was a recipient of a Best Nine Award (as shortstop), given to the top performers in the Pacific League each season, voted on by national journalists (NPB's equivalent to the Louisville Silver Slugger Award)...batted .419 (13-for-31) in eight postseason games.

2006: Represented team Japan in the first annual World Baseball Classic...batted .355 (11-for-31) with two home runs and eight rbi in eight

games helping lead the team to the Championship...led the WBC in stolen bases (five), was tied for fourth in hits (11) and walks (six), fourth in total bases (19), tied for fourth in runs scored (7) and tied for fifth in rbi (eight)...spent the NPB season with Chiba Lotte...shifted exclusively to shortstop from second base...went 5-for-5 with a double, a home run, three rbi and five runs scored, May 22 vs. Tokyo Yakult...hit safely in 12 straight, June 25-July 12...represented the Pacific League in the NPB All-Star Game...hit safely in 81 of his 115 games played...collected five four-hit games...led the league in stolen bases (33) and tied for league-lead in triples...caught stealing a league-high 17 times.

2005: Spent his first full season in NPB with Chiba Lotte...went 4-for-7 with a triple, a home run, six rbi and three runs scored in his first game, a 26-0 Marines victory, March 27 vs. Tohoku Rakuten Golden Eagles...stole three bases in a game, April 23 at Tohoku...season-high five hits, April 23 at Tohoku...represented the Pacific League in the NPB All-Star Game...Chiba Lotte went 77-42-3 when he played...led the Pacific League with 11 triples...stole 41 bases (50 total attempts) to win his first Pacific League Stolen Base Award...was given the Gold Glove Award after making just two errors in 518.1 innings played at second base...was given the Best Nine Award as the top second baseman for the Pacific League...batted .282 (11-for-39) with seven runs scored and five stolen bases in 11 postseason games, helping guide the Marines to their first Japan Series championship since 1974.

2004: Played in 63 games for Chiba Lotte Marines...became a switch-hitter after batting right-handed his entire life...hit his first home run at the NPB level, June 27, off Seibu Lions right-hander Mitsutaka Goto...recorded his first career stolen base in that same game...homered the next day, June 28 at Hokkaido Nippon-Ham Fighters.

2003: Assigned to the *ichigun* level (Japanese equivalent of Major League) during Spring Training but was sent down to *nigun* level (Minor League) to begin the season...recalled to *ichigun* and made his professional debut, June 23 as a pinch-runner...first professional hit, June 28, a double off Orix BlueWave's Hisashi Tokano.

PROFESSIONAL: 1st round selection in the 2002 Nippon Professional Baseball amateur draft by Chiba Lotte...signed by the Minnesota Twins as a free agent, December 18, 2010.

NISHIOKA'S GAME HIGHS											
2011						CAREER					
Hits: 3, 7/6 vs. T.B.	HR: --					Hits: 3, 7/6/11 vs. T.B.	HR: --				
RBI: 2, 4x, last 8/12 at Cle.	Hit-Strike: 9, 8/2-13					RBI: 2, 4x, last 8/12/11 at Cle.	Hit-Strike: 9, 8/2-13/11				
Grand Slams: --	SB: 1, 2x, last 7/7 at CWS.					Grand Slams: --	SB: 1, 2x, last 7/7/11 at CWS.				



NISHIOKA'S PLAYING RECORD																			
YEAR	CLUB	AVG	G	AB	R	H	2B	3B	HR	RBI	SH	SF	HB	BB	SO	SB	CS	E	OBP
2003	Chiba Lotte	.333	7	9	3	3	2	0	0	1	0	0	0	2	1	0	0	--	.455
2004	Chiba Lotte	.255	63	212	32	54	8	2	6	35	2	2	2	14	37	8	2	7	.302
2005	Chiba Lotte	.268	122	447	80	120	22	11	4	48	6	4	5	31	51	41	9	6	.320
2006	Chiba Lotte	.282	115	426	58	120	20	7	4	27	4	3	3	49	61	33	17	16	.358
2007	Chiba Lotte	.300	130	494	76	148	31	3	3	40	7	4	4	50	73	27	13	19	.366
2008	Chiba Lotte	.300	116	473	78	142	26	6	13	49	4	2	7	36	68	18	11	10	.357
2009	Chiba Lotte	.260	120	454	70	118	24	5	14	41	3	2	5	67	76	26	10	14	.360
2010	Chiba Lotte	.346	144	596	121	206	32	8	11	59	8	5	4	79	96	22	11	18	.423
2011	Ft. Myers	.333	4	12	4	4	1	0	0	1	0	0	1	2	2	1	0	2	.467
	Rochester	.333	3	12	0	4	1	0	0	1	0	0	0	2	1	0	0	0	.429
	MINNESOTA	.226	68	221	14	50	5	0	0	19	3	0	1	15	43	2	4	12	.278
Japan Totals		.293	817	3111	518	911	165	42	55	300	34	22	30	328	463	175	73	90	.364
Minor League Totals		.333	7	24	4	8	2	0	0	2	0	0	1	4	3	1	0	2	.448
Major League Totals		.226	68	221	14	50	5	0	0	19	3	0	1	15	43	2	4	12	.278

NISHIOKA'S FIELDING RECORD									
POSITION	PCT	G	PO	A	E	TC	DP	PB	
Shortstop	.964	60	96	172	10	278	34	—	
Second Base	.923	6	10	14	2	26	8	—	
Totals	.961	66	106	186	12	304	42	—	

NISHIOKA'S WORLD BASEBALL CLASSIC RECORD																		
YEAR	CLUB	AVG	G	AB	R	H	2B	3B	HR	RBI	SH	SF	HB	BB	SO	SB	CS	E
2006	Japan	.355	8	31	7	11	0	1	2	8	0	1	0	6	4	5	2	2

LESTER OLIVEROS

RIGHT-HANDED PITCHER

Height: 6-0
Bats: R
Born: 5/28/88 in Maracay, VZ
Resides: Maracay, VZ
Acquired: Trade with Detroit, 8/16/11
M.L. Service: 62 days
Contract Status: Signed thru 2011

Weight: 226
Throws: R



PERSONAL: Lester Jesus Oliveros...resides in Maracay, VZ during the off-season.

2011:

- Started the season with Double-A Erie in the Detroit Tigers organization, going 2-0, 0.56 (16.0 ip, 1 er) with four walks and 27 strikeouts in 10 appearances.
- Promoted to Triple-A Toledo, May 5...did not allow a run in his first four appearances (6.0 ip), including his first save, May 13 at Gwinnett.
- Appeared in 17 games for the Mud Hens before being recalled by Detroit, July 1.
- Made his Major League debut, tossing 1.0 scoreless inning with one hit allowed, one walk and two strikeouts, July 1 vs. San Francisco.
- Appeared in nine games for the Tigers, July 1-23, before being optioned back to Toledo, July 24...transferred to Erie for one game, August 12.
- Was acquired by the Twins as the player to be named later, along with minor league pitcher Cole Nelson, in exchange for outfielder Delmon Young, August 16.
- Reported to Triple-A Rochester and appeared in two games...recalled by Minnesota when Nick Blackburn was placed on the 15-day disabled list, August 22.
- Made his Twins debut, allowing one run on two hits in 2.0 innings of relief, August 23 vs. Baltimore.
- Appeared in 10 games for the Twins...posted a 1.69 ERA (10.2 ip, 2 er) with opponents batting .222 (8-for-36) in his final eight appearances, August 30-September 25.

2010: Started the season with Single-A Lakeland...did not pitch, April 21-May 1 then again, May 7-23 with right biceps tendinitis...recorded a 0.87 ERA (10.1 ip, 1 er) with 14 strikeouts in his final 10 outings with Lakeland, May 26-July 24...transferred to Double-A Erie, June 26...posted a 1.29 ERA (14.0 ip, 2 er) with 25 strikeouts in a 13-game stretch, July 24-August 22...led all Tigers minor league pitchers with 23 saves between Lakeland and Erie...named the 17th-best prospect in the Tigers' organization following the season, by *Baseball America*...pitched in the Venezuelan Winter League with Anzoategui after the season, going 2-1, 3.86 (25.2 ip, 11 er) with 20 strikeouts in 16 games.

2009: Started the season with Single-A Lakeland...posted a 1.86 ERA (9.2 ip, 2 er) in seven games in April...finished 2-1 with a 2.08 ERA (13.0 ip, 3 er) with 15 strikeouts in eight appearances during June...posted a 1-1 record, 0.66 ERA (13.2 ip, 1 er) with 13 strikeouts in eight outings during August...transferred to Triple-A Toledo on September 3 and played one game with the Mud Hens...finished 0-1 with a 5.75 ERA (20.1 ip, 13 er) with 19 strikeouts in 16 outings with Anzoategui in the Venezuelan Winter League following the season.


2008: Started the season with Single-A Oneonta...compiled a 0.54 ERA (16.2 ip, 1 er) with 29 strikeouts over his final 11 outings with Oneonta June 28-August 11...struck out a season-high five batters, July 6 vs. State College...transferred from Oneonta to Lakeland on August 13.

2007: Spent the season with VZL Tigers for the second consecutive year...topped all Venezuelan Summer League relievers with 13.85 strikeouts-per-nine innings, while he was second with 9.86 baserunners-per-nine innings and fourth with a .181 batting-average-against...did not allow a run in 13 straight outings, June 16-July 21, striking out 25 batters in 15.1 scoreless innings...struck out a season-high six batters, July 9 at the Venezuelan Summer League Devil Rays/Reds...appeared in four games with Anzoategui in the Venezuelan Winter League following the season, tossing 4.0 scoreless innings of relief...led the Venezuelan Summer League with 19 saves while he tied for third with 27 appearances.

2006: Spent the season with VZL Tigers...ranked fourth among all Venezuelan Summer League relievers with a .188 batting-average-against...struck out a season-high six batters, July 24 at VZL Reds.

PROFESSIONAL: Signed by the Tigers as a non-drafted free agent, October 25, 2005...signed by scout Ramon Pena.

OLIVEROS' GAME HIGHS

2011			CAREER	
IP: 2.2, 9/3 at LAA.	Walks: 2, 2x, last 9/3 at LAA.		IP: 2.2, 9/3/11 at LAA.	Walks: 2, 2x, last 9/3/11 at LAA.
SO: 3, 9/3 at LAA.	CG: - -		SO: 3, 9/3/11 at LAA.	CG: - -
Win-Streak: - -	Low-Hit: - -		Win-Streak: - -	Low-Hit: - -

OLIVEROS' PITCHING RECORD																					
YEAR	CLUB	W	L	ERA	G	GS	CG	SH	SV	IP	H	R	ER	HR	HB	BB	SO	WP	BK	BAA	
2006	VSL Tigers	1- 3	2.72	20	2	0	0	0	4	39.2	29	16	12	2	7	20	46	4	1	.193	
2007	VSL Tigers	2- 0	1.41	27	0	0	0	0	19	38.1	25	6	6	0	4	13	59	4	2	.181	
2008	Oneonta	1- 2	1.74	15	0	0	0	0	4	20.2	15	4	4	1	0	6	34	0	0	.197	
	Lakeland	1- 2	4.22	5	0	0	0	0	0	10.2	12	8	5	0	4	9	3	0	0	.293	
2009	Lakeland	4- 2	4.17	34	0	0	0	0	2	54.0	53	27	25	5	4	16	58	2	1	.249	
	Toledo	0- 0	0.00	1	0	0	0	0	0	2.0	2	8	0	0	0	1	3	0	0	.250	
2010	Lakeland	0- 1	1.89	20	0	0	0	0	0	19.0	13	5	4	0	2	6	24	2	0	.197	
	Erie	1- 2	4.97	24	0	0	0	0	14	25.1	20	14	14	3	2	21	36	0	1	.217	
2011	Erie	2- 0	0.53	10	0	0	0	0	0	17.0	11	1	1	0	1	4	28	1	0	.193	
	Toledo	1- 3	6.43	22	0	0	0	0	5	28.0	37	20	20	7	0	17	26	1	0	.316	
	DETROIT	0- 0	5.63	9	0	0	0	0	0	8.0	8	5	5	0	0	4	4	1	0	.258	
	Rochester	0- 0	3.00	2	0	0	0	0	0	3.0	2	1	1	1	0	0	4	0	0	.182	
	MINNESOTA	0- 0	4.05	10	0	0	0	0	0	13.1	13	6	6	0	0	7	9	0	0	.277	
Minor League Totals		13-14	3.21	180	2	0	0	0	57	257.2	219	102	92	19	24	113	321	14	5	.226	
Major League Totals		0- 0	4.64	19	0	0	0	0	0	21.1	21	11	11	0	0	11	13	1	0	.269	

OLIVEROS' FIELDING RECORD								
POSITION	PCT	G	PO	A	E	TC	DP	PB
Pitcher	1.000	19	0	3	0	3	1	—

OLIVEROS' DAY-BY-DAY											
Date	Opp.	Score	Dec.	IP	H	R	ER	HR	BB	SO	Left Game or IR/IRS
8/23	Bal.	1-8	ND	2.0	2	1	1	0	1	1	1/0
8/26	Det.	1-8	ND	0.2	3	3	3	0	2	0	0/0
8/30	@CWS.	6-8	ND	2.0	1	0	0	0	0	1	1/0
AUGUST TOTALS			0-0	4.2	5	5	5	0	3	1	7.71 ERA
9/3	@LAA.	6-10	ND	2.2	3	1	1	0	2	3	1/1
9/6	@CWS.	0-3	ND	1.0	0	0	0	0	0	1	0/0
9/9	@Det.	4-8	ND	1.0	0	0	0	0	0	0	2/1
9/13	@K.C.	0-4	ND	0.2	1	0	0	0	1	2	0/0
9/17	Cle.	4-10	ND	1.1	1	1	1	0	1	1	0/0
9/19	@NYY.	4-6	ND	1.0	2	0	0	0	0	0	0/0
9/25	@Cle.	6-4	ND	1.0	0	0	0	0	0	0	0/0
SEPTEMBER TOTALS			0-0	8.2	7	2	2	0	4	7	2.08 ERA
POST-ASG TOTALS			0-0	13.1	13	6	6	0	7	9	4.05 ERA
SEASON TOTALS			0-0	13.1	13	6	6	0	7	9	4.05 ERA

CHRIS PARMELEE

FIRST BASEMAN

Height: 6-1

Bats: L

Born: 2/24/88 in Long Beach, CA

Resides: Oakhill, FL

Acquired: 1st round (20th overall) pick, 2006 First-Year Player Draft

M.L. Service: 23 days

Contract Status: Signed thru 2011

Weight: 232

Throws: L



PERSONAL: Christopher Matthew Parmelee (pronounced PAR-muh-lee)...wife Amanada (Janes)...2006 graduate of Chino Hills High School (CA)...named AFAC All-American and All-State his senior season...rated second-best high school "pure hitter" in the nation by *Baseball America*.

2011:

- Started the season with Double-A New Britain, batting .287 (152-for-530) with 13 home runs and 30 doubles in 142 games with the Rock Cats.
- Named Twins Minor League Player of the Week, May 8-14...he batted .414 (12-for-29) with two doubles, five rbi five runs scored and two walks in seven games.
- Named Twins Minor League Player of the Month for July after batting .305 (36-for-118) with eight doubles, six home runs, 26 rbi, 17 runs scored and 20 walks in 32 games.
- Was recalled by Minnesota, September 6...made Major League debut, going 2-for-4, with a single off of Jake Peavy for his first career hit, September 6th vs. Chicago (AL)...batted fifth and started at first base.
- Recorded his first Major League extra-base hit (a double off John Danks in the third inning) and multi-rbi game, September 7 vs. Chicago (AL).
- Hit his first career home run, September 17 vs. Cleveland, a two-run shot off Josh Judy...also marked his first career three-hit game.
- Season-high six game hit-streak, batting .520 (13-for-25) with five multi-hit games in that span.
- Batted .392 (20-for-51) with five doubles, four home runs, 11 rbi, eight walks and eight runs scored in his final 13 games, September 17-28...recorded multiple hits in eight of those 13.
- Played 20 games at first base for the Twins and batted in the fourth spot in the lineup for 13 games.
- His .355 batting average in September was the fourth-highest among all rookies in baseball...his 14 rbi were tied for third-most and his four home runs were tied for fourth-most.
- His .355 September average ranked as the fifth-best among rookies in Twins history during September...he was one of 11 rookies in club history to hit four-or-more homers in the month...his 27 hits were tied for eighth-most.
- Led the Twins organization in hits (179), rbi (97), walks (80) and total bases (276)...among Twins minor leaguers, he ranked first in rbi (83), second in hits (152), third in walks (68), fourth in runs (76) and seventh in doubles (30).

2010: Was invited to Twins Spring Training...assigned to minor league camp, March 21, and began the season at Double-A New Britain...Homered in his second game, April 10 vs. New Hampshire...hit second home run, April 12 vs. Portland...Batted .186 (19-for-102) in 28 games for the Rock Cats before being transferred to Single-A Ft. Myers, May 17...Batted .338 (27-for-80), hitting safely in 17 of 22 games played for the Miracle...promoted to New Britain, June 10...Named Twins Minor League Player of the Week, July 16, after batting .444 with one double, two rbi, three runs scored, four walks and a .545 on-base percentage in five games...Hit safely in 11 straight games, batting .475 (19-for-40) with seven, July 23-August 3...Batted .343 (37-for-108) with nine doubles, two home runs, 13 rbi and 11 runs scored in 29 July games...batted .303 (30-for-99) with seven doubles, one triple, 11 rbi and 15 runs scored in 28 August games...batted .316 (59-for-187) Post-All-Star break...Participated in the Arizona Fall League with the Peoria Saguaros...batted .339 (37-for-109) with 11 doubles, two triples, 13 rbi, 16 runs scored and 12 walks in 29 games...his 11 doubles were tied for league-lead...hit .387 (29-for-75) off right-handed pitching in the AFL.

2009: Spent entire season at Single-A Ft. Myers...homered in his first game, April 9 vs. Charlotte...homered in three straight games, June 9-11...named Florida State League Player of the Week, June 22-28 after batting .500 (9-for-18) with one home run and nine rbi...selected to play in the Florida State League All-Star Game...was the Florida State League home run derby winner...recorded five consecutive two-hit games, August 4-11...named to the Florida State League Postseason All-Star team...was ranked the 17th-best prospect in the Florida State League by *Baseball America*...hit 14 of his 16 home runs off right-handed pitching...led all Twins minor leaguers in walks (65) and strikeouts (109), was second in rbi (73) and third in home runs.

2008: Spent entire season at Single-A Beloit...homered in three consecutive games, April 5-7...batted .429 (6-for-14) with five runs scored, 10 rbi and three doubles to earn Twins' Minor League Player of the Week, April 19-26...hit six home runs in 20 June games...disabled for the remainder of the season with a left hand fracture, June 26...led the Miracle in home runs (14) and rbi (49) and tied for most walks (52) in the Twins system...ranked as the best power-hitting prospect in the Twins organization by *Baseball America*, entering the 2009 season.

2007: Spent entire season at Single-A Beloit...homered in his second game of the season, April 9 at Kane County...went 4-for-6 with two home runs, six rbi and two runs scored, June 15 at Quad Cities...batted .385 (5-for-13), with one triple, one home run and three rbi as Twins' Minor League Player of the Week, June 22-28...led the Snappers in doubles, home runs and rbi.

2006: Started his professional career with the GCL Twins and played in 45 games...homered in his first professional game, June 29 at GCL Pirates...transferred to Beloit, August 20...finished third in the GCL in home runs and slugging, fourth in rbi and fifth in extra-base hits (19)...was ranked the second-best prospect in the GCL by *Baseball America*...was ranked the fourth-best prospect in the Twins organization by *Baseball America*, entering the 2007 season...ranked as the best hitter for average in the Twins organization by *Baseball America*, entering the 2007 season.

PROFESSIONAL: Signed by scout John Leavitt.

PARMELEE'S GAME HIGHS

2011

Hits: 3, 2x, last 9/21 vs. Sea. **HR:** 1, 4x, last 9/27 vs. K.C.
RBI: 3, 2x, last 9/23 at Cle. **Hit-Streak:** 6, 9/16-21
Grand Slams: - - **SB:** - -



CAREER

Hits: 3, 2x, last 9/21/11 vs. Sea. **HR:** 1, 4x, last 9/27/11 vs. K.C.
RBI: 3, 2x, last 9/23/11 at Cle. **Hit-Streak:** 6, 9/16-21/11
Grand Slams: - - **SB:** - -

PARMELEE'S PLAYING RECORD

YEAR	CLUB	AVG	G	AB	R	H	2B	3B	HR	RBI	SH	SF	HB	BB	SO	SB	CS	E	OBP
2006	GCL Twins	.279	45	154	29	43	7	4	8	32	0	2	0	23	47	3	3	5	.369
	Beloit	.227	11	22	2	5	1	0	0	2	0	0	0	5	9	0	2	0	.370
2007	Beloit	.239	128	447	56	107	23	5	15	70	0	4	4	46	137	8	4	7	.313
2008	Beloit	.239	69	226	41	54	10	3	14	49	1	5	5	52	83	3	1	6	.385
2009	Ft. Myers	.258	123	422	61	109	27	1	16	73	0	8	6	65	109	2	2	11	.359
2010	Ft. Myers	.338	22	80	9	27	2	1	2	17	0	0	0	13	11	0	1	1	.430
	New Britain	.275	111	411	51	113	25	2	6	44	0	7	2	43	70	3	2	11	.341
2011	New Britain	.287	142	530	76	152	30	5	13	83	0	9	3	68	94	0	1	6	.366
	MINNESOTA	.355	21	76	8	27	6	0	4	14	0	0	0	12	13	0	0	2	.443
Minor League Totals		.266	651	2292	325	610	125	21	74	370	1	35	20	315	560	19	16	47	.355
Major League Totals		.355	21	76	8	27	6	0	4	14	0	0	0	12	13	0	0	2	.443

PARMELEE'S FIELDING RECORD

POSITION	PCT	G	PO	A	E	TC	DP	PB
First Base	.989	20	164	12	2	178	19	—

CARL PAVANO

RIGHT-HANDED PITCHER

48

Height: 6-5

Bats: R

Born: 1/8/76 in New Britain, CT

Resides: Palm Beach Gardens, FL

Acquired: Trade with Cleveland, 8/7/09

M.L. Service: 13 years, 161 days

Contract Status: Signed thru 2012

Weight: 250

Throws: R



PERSONAL: Carl Anthony Pavano (pronounced pa-VAH-no)...son Anthony Carl (11/15/08), daughter Presley (10/24/09)...1994 graduate of Southington (Conn.) High School, winning the state championship as a senior...was All-State in 1993-94 and Gatorade "Player of the Year" in 1994...was the State MVP of the American Legion State Champions in 1993...hobbies include golfing, fishing, boating and movies.

2011:

- Was the Twins Opening Day starter, April 1 at Toronto and was dealt the loss, allowing eight runs (seven earned) on six hits in 4.0 innings with two walks and three strikeouts.
- Started the Twins Home Opener, April 8 vs. Oakland...earned the win, allowing one run on four hits in 8.0 innings with one walk and one strikeout.
- Recorded his 100th career victory, pitching his 15th career complete game, allowing two runs on nine hits with one walk and four strikeouts, June 3 at Kansas City.
- Recorded his 16th career complete game, earning the win, allowing one run on six hits with three walks and five strikeouts, June 15 vs. Chicago (AL).
- Went 3-1, 2.54 (39.0 ip, 11 er) in five June starts...his 39.0 innings pitched were tied for 10th-most in the American League.
- Recorded his 1,000th career strikeout, fanning Prince Fielder in the fifth inning, June 26 at Milwaukee.
- Led the Twins pitching staff in innings pitched prior to the All-Star Break (123.0 ip) and ranked 12th in the American League.
- Pitched 6.0-plus innings in 12 consecutive starts, May 18-July 21...pitched 7.0-plus in 10 of those outings.
- Tied a single-season career-high losing five straight starts, July 21-August 27...previously done, May 30-August 23, 2002.
- Reached 200.0 innings pitched, September 13 at Kansas City...became the first Twin since Johan Santana (2006 and 2007) to record consecutive 200.0-plus innings seasons.
- His 222.0 innings pitched marked the second-most of his career and most since 2004 when he had 222.1 with Florida...fourth time in his career with 200.0-plus innings pitched.
- Pitched his third complete game and first shutout of the season in his final start, September 28 vs. Kansas City, earning the win, allowing five hits, with no walks and three strikeouts, while throwing 95 pitches...17th career complete game and eighth career shutout.
- Pitched 7.0-plus innings in 19 of his 33 starts...pitched 6.0-plus in 25 starts and in 10 of his last 11...his 19 outings of 7.0-plus innings were tied for ninth-most in the American League.
- Finished 11th in the American League in innings pitched...ranked 13th in pitches thrown with 3,383, which also marked a single season career-high for Pavano.
- Led all of baseball in hits allowed with 262...18 hits more than the second-place pitcher, Florida's Ricky Nolasco (244).
- His 40 walks were the fifth-fewest in baseball among pitchers with at least 175.0 innings pitched and fourth-fewest in the American League.
- Led the Twins staff in starts, innings pitched, complete games and quality starts (18).

2010: Started the season as the Twins' number three starter after re-signing in the off-season...made his first start, allowing one run on six hits in 7.0 innings with no walks and six strikeouts, April 7 at Los Angeles (AL)...Started the first regular season game at Target Field, April 12 vs. Boston...threw the first pitch at 3:13 pm, recorded the first strikeout (David Ortiz in the second inning) and was the first winning pitcher, allowing one run on four hits in 6.0 innings...Tossed 7.0-plus innings with two earned runs or less in four consecutive starts, tying the longest such stretch of his career, April 23-May 12...last time was with the Florida Marlins in May/June of 2004...Tossed his first complete game of the season and eighth of his career, April 29 at Detroit...allowed three runs (two earned) on seven hits in an 8.0 inning loss...Second complete game, ninth of his career, June 20 at Philadelphia...allowed one run on four hits, beating Roy Halladay...Tossed a three-hit complete game shutout, his sixth career shutout and 10th career complete game, June 26 at New York (NL)...he also recorded two hits, marking the sixth multi-hit game of his career and first since 2004...first Twins pitcher to toss consecutive complete games since Nick Blackburn in 2009...Went 4-1, 2.25 (40.0 ip, 10 er) with two complete games in five June starts...was one of 14 American League pitchers with four-plus wins in the month...was fifth in innings pitched and ninth in ERA for the month...He recorded his 900th career strikeout, fanning Willy Aybar in the second inning, July 1 vs. Tampa Bay...Finished the first-half 10-6, 3.58 (125.2 ip, 50 er) with 71 strikeouts and just 18 walks in 18 starts...was one of nine American League pitchers with 10-plus wins...was tied for third with three complete games and ranked third in innings pitched prior to the All-Star break...Fourth complete game (11th career), allowing two runs on seven hits, July 17 vs. Chicago (AL)...game lasted just 1:52 as he opposed Mark Buehrle, who also pitched a complete game...Fifth complete game and second shutout of season, allowing just five hits and walking one, July 22 at Baltimore...seventh career shutout and 12th career complete game...first Twins pitcher to toss back-to-back complete games twice in one season since Frank Viola in 1988 (May 1 and 6 & August 15 and 20)...Won eight consecutive decisions, June 9-July 27...tied with Liriano for longest winning-streak by a Twins pitcher in 2010...Won his 15th game on August 13 vs. Oakland (his 24th start), allowing two runs on 10 hits in 6.1 innings...became the first pitcher to reach 15 wins in so few starts since Brad Radke earned 15 in 24 starts in 1997...Went 10-1,

posting a 2.63 ERA (95.2 ip, 28 er) with four complete games, June 9-August 13...CC Sabathia was the only other pitcher in the Majors with 10 wins during that time frame...Tied a club record by allowing 15 hits (Brad Radke, August 27, 2004 at Anaheim and Geoff Zahn, August 26, 1978 at Toronto), August 19 vs. Chicago (AL)...the last Major League pitcher to allow 15 hits in a start was Cincinnati's Homer Bailey on July 26, 2008 against Colorado...Sixth complete game (13th career), allowing four runs on eight hits in 8.0 innings, August 24 at Texas...Pitched his seventh complete game of the season (14th career), September 10 at Cleveland...he allowed two runs on six hits over 8.0 innings and suffered the loss...he also surpassed 200.0 innings pitched for the third time in his career...Was one of just three pitchers in baseball with 200.0-plus innings pitched, 15-plus wins and five-plus complete games...the others being NL Cy Young Roy Halladay and NL Cy Young runner-up Adam Wainwright...His seven complete games were the most by a Twins pitcher since Jack Morris had 10 in 1991...Earned his 17th and final win, September 16 at Chicago (AL)...finished the season one win short of his career-high of 18 in 2004 (Florida)...Pitched 8.0-plus innings 11 times, his most ever in a season, going 6-5 in those games...pitched 7.0-plus innings in 21 starts (13-8)...Recipient of the Joseph W. Haynes Award for Twins Pitcher of the Year, voted upon by the Twin Cities chapter of the BBWAA.

2009: Signed a one-year free agent Major League contract for the 2009 season with Cleveland, January 6...made his Indians debut, April 9 allowing nine earned runs on six hits in 1.0 inning...struck out eight, April 14 at Kansas City, his most strikeouts since June of 2004 while with the Marlins...earned his first victory of the season, May 1 at Detroit...tied season-high eight strikeouts, May 21 at Kansas City (6.0 innings)...finished the month of May going 5-1 with a 3.60 ERA (45.0 ip, 18 er) in seven starts...was one of three pitchers (Detroit's Rick Porcello/Justin Verlander) in baseball with five wins in May...fifth career complete game shutout, June 5 at Chicago (AL), allowing three hits, his first complete game since May 17, 2005 vs. Seattle...did not start from June 16-23 (neck/shoulder)...won his seventh game of the season, July 4 vs. Oakland...made his final start with the Indians, August 2 vs. Detroit...traded to Minnesota, August 7 for PTBNL (Yohan Pino)...earned his first win as a Twin, allowing one run on six hits in 8.0 innings, August 2 at Detroit...beat the Tigers in his next start, tossing 7.0 shutout innings, August 8 at the Metrodome...posted a record of 5-4, 4.64 (73.2 ip, 38 er) in 12 starts with the Twins...his nine strikeouts in his 7.0 inning ALDS start vs. the Yankees was the highest total by Twins pitcher in the postseason...his 14 wins were the second-most of his career (18 wins in 2004 with Florida)...finished second in the American League with a 1.76 walks-per-9.0 innings pitched ratio, behind Toronto's Roy Halladay (1.32), and fourth in strikeouts-per-walk ratio at 3.77...tossed 6.0-plus innings in nine of 12 starts with the Twins.

2008: Was 1-1 with a 3.32 ERA in five combined rehab starts with Single-A Charleston and Double-A Trenton in 2008...made start, July 29 vs. Asheville (with Charleston), throwing 2.0 scoreless innings...was his first game action since April 9, 2007 with the Yankees...made his first Major League start and appearance of the season, August 23 at Baltimore after missing the team's first 128 games while recovering from reconstructive surgery on his right elbow...recorded the win in a 5-3 Yankees victory, pitching 5.0 innings allowing three earned runs...was his first win and appearance since April 9, 2007 at Minnesota...earned the win in a 2-1 Yankees victory, August 29 vs. Toronto allowing just one run in 6.0 innings in his first start at Yankee Stadium since Opening Day in 2007 vs. Tampa Bay (April 2, 2007)...retired 18 of 22 batters faced...the win came 1,221 days after his last win at Yankee Stadium (April 26, 2005 vs. Los Angeles-AL)...according to the Elias Sports Bureau, the last Yankees pitcher to go as many days between wins at Yankee Stadium—while pitching for no other Major League team in the interim—was Tommy Byrne, who went 1,751 days between wins from October 2, 1943-July 18, 1948, due to military service.

2007: Was 1-0 with a 4.76 ERA in two starts with the Yankees...made his first career Opening Day start on April 2, recording a no-decision in a 9-5 Yankees victory vs. Tampa Bay (4.1 innings)...was his first Major League start since June 27, 2005, a span of one year, 279 days...according to the Elias Sports Bureau, no pitcher had started on Opening Day after such a long absence since Vinegar Bend Mizell pitched for the Cardinals on Opening Day on April 17, 1956 after a hiatus of more than two years while serving in the military...recorded the win, April 9 at Minnesota—his first win since May 25, 2005 at New York (NL)—allowing two runs in 7.0 innings...was his second and final start of the season...was placed on the 15-day disabled list on April 15 (retroactive to April 10) with right forearm tightness...underwent "Tommy John" surgery on June 5 by Dr. David Altchek at the Hospital for Special Surgery in New York to repair the ulnar collateral ligament in his right elbow...was transferred to the 60-day DL on that same day through the rest of the season (missed 156 team games).

2006: Did not make a Major League appearance due to injuries (Yankees)...missed the beginning of spring training with lower back stiffness...was placed on the 15-day disabled list, March 29 with right shoulder tendonitis...made three rehab starts (one with Single-A Tampa and two with Double-A Trenton) from May 7-17...in his rehab start on May 17 with Trenton vs. Portland, left game after 1.0 inning after experiencing discomfort in his right elbow...underwent arthroscopic surgery to remove a bone chip from his right elbow...the surgery was performed by Dr. James Andrews in Birmingham, Alabama...made four rehab starts from August 10-25...in his final rehab start with Triple-A Columbus, August 25 vs. Indianapolis, he left the game because of soreness under his right armpit and revealed that the injury occurred from a car accident on August 15...was transferred to the 60-day disabled list with a right rib fracture on September 5.

2005: Had his first season with the Yankees cut short due to rotator cuff tendonitis, going 4-6 with a 4.77 ERA in 17 starts...on April 10 vs. Baltimore, recorded the loss in a 7-2 Orioles win...was removed from the game in the third inning after he was hit on the right side of his head by a line drive (hit by Melvin Mora) and suffered a mild concussion...recorded his first win as a Yankee on April 20 at Toronto in an 11-2 Yankees' victory...tossed his first complete game shutout as a Yankee in a 6-0 win, May 17 at Seattle...marked the fourth shutout of his career and the first since September 10, 2004 (with Florida) at Chicago (NL)...won four consecutive decisions over seven starts from April 20-May 22...made his final start of the season on June 27 at Baltimore, allowing nine hits and four earned runs in 6.0 innings without receiving the decision in a 6-4 Yankees victory...was placed on the 15-day disabled list on July 7 (retroactive to June 28) with right shoulder tendonitis...made the first of two rehab starts with the GCL Yankees on July 27...was re-evaluated by Team Physician Dr. Stuart Hershon and Dr. James Andrews and was diagnosed with rotator cuff tendonitis and associated pain in his humerus...was prescribed at least six weeks of rest and rehab for the condition.

2004: Set a career high in wins, going 18-8 with a career-low 3.00 ERA in 31 starts with Florida...established the Marlins' All-Time wins record, surpassing the previous mark of 17 victories, done by Kevin Brown in 1996 and Alex Fernandez in 1997...finished tied for second in the National League and tied for fourth in the Majors in wins with Roger Clemens, Bartolo Colon, Kenny Rogers and Jason Schmidt, behind only Curt Schilling (21), Roy Oswalt and Johan Santana (20 each)...was named to his first All-Star team and pitched 2.0 innings in the game...ranked seventh in the NL in ERA, sixth in innings pitched (222.1), tied for third in shutouts (two) and seventh in winning percentage (.692)...Florida posted a 22-9 record in his 31 starts (.710 winning percentage)...finished tied for fifth in the NL with 23 quality starts (74.2%...ranked seventh in the NL, allowing 1.98 walks-per-game...allowed one walk-or-less 18 times and no bases on balls in five starts...posted a career-best six-game winning streak over seven starts from May 24-June 27...went 5-0 with a 1.37 ERA in June, earning National League "Pitcher of the Month"...tossed his first of two complete game shutouts of the year on June 16 vs. Chicago (AL), as he allowed three hits and one walk (intentional) and tied a season-high with eight strikeouts...added his second shutout of the year on September 10 (Game 1 of a doubleheader) against the Chicago Cubs at Wrigley Field, when he allowed seven hits and struck out six...as a hitter, recorded a career-high 13 hits on the season (two home runs).

2003: Made a career-high 33 appearances (32 starts) with Florida...the Marlins went 18-15 in his 33 appearances...led the Marlins with 21 quality starts...ranked second on the team, allowing 19 homers for the second time in his career (also 2002)...ranked 10th in the National League in fewest walks-per-nine innings (2.19)...set a career-high with 10 strikeouts over 8.0 innings on August 30 vs. Montreal...started Florida's Wild Card-clinching game on September 26 vs. the Mets, allowing three runs in 7.0 innings...in his only career playoff action, went 2-0 with a 1.40 ERA in eight games (two starts)...appeared in two World Series games vs. the Yankees...made the start at home in Game 4 on October 22, holding the Yankees to one run in 8.0 innings (7 hits and no walks) as the Marlins won the 12-inning game, 4-3.

2002: Combined to post a 6-10 record with a 5.16 ERA in 37 games (22 starts) with the Florida Marlins and the Montreal Expos...began the year 3-8 with a 6.30 ERA in 15 games (14 starts) for Montreal...was optioned to Triple-A Ottawa on June 19...went 3-2 with a 3.79 ERA in 22 games (eight starts) with Florida after being acquired from the Expos, July 11...made his Marlins debut in relief on July 12 at Chicago (NL)...made 14 relief appearances with Florida before joining the Marlins' starting rotation...made his first Marlins start on August 23 at San Diego and took the loss.

2001: Made eight starts for Montreal as he made his way back from right elbow surgery...began the year on the 15-day disabled list and was transferred to the 60-day DL on April 13...made six rehab starts (three with Single-A Jupiter and three with Triple-A Ottawa)...was reinstated on August 15 and made the start that night at Los Angeles (NL)...was optioned to Triple-A Ottawa on August 22...was recalled by the Expos, September 1.

2000: Saw his season end on June 24 due to soreness in his throwing arm...before the injury, ranked fifth in the NL in ERA...left the game on June 24 against the Phillies due to soreness in his right arm...placed on the D.L. on June 25 with tendinitis in his right triceps...underwent surgery on August 22 in Birmingham, Ala., to remove bone chips from his right elbow.

1999: Limited by injuries to 19 games (18 starts) and 104.0 innings with the Expos...won six of his eight decisions from May 4-June 25, with a 4.86 ERA...included was a stretch of 16.0 consecutive scoreless innings...made his final start of the year, July 11...placed on the 15-day disabled list on July 12 with right elbow soreness...underwent an MRI and was examined by Dr. James Andrews, October 12, revealing tendonitis.

1998: Made 24 outings (23 starts) during his rookie season with Montreal...did not make an appearance in spring training, suffering from shoulder tendonitis...opened the season in the minors, making seven starts with Single-A Jupiter and Triple-A Ottawa (1-0, 4.28 ERA)...was recalled on May 23 and made his Major League debut that night vs. Philadelphia...held the Phillies to two runs (one earned) in 7.0 innings but did not receive a decision in the 3-2 Expos "walk-off" win...collected his first Major League win in his third career outing on June 2 at Philadelphia (7.1 ip, 2 er)...made five starts of 7.0-plus innings, including a season-long 7.1 innings twice...made his first and only relief appearance of the year on the season's final day on September 27 at St. Louis...took the loss after surrendering Mark McGwire's 70th homer of the season—a three-run line drive to left in the seventh inning...after the game, donated his glove to the National Baseball Hall of Fame...was acquired by the Expos following the 1997 season along with a player to be named later (RHP Tony Armas, Jr.) from the Boston Red Sox in exchange for RHP Pedro Martinez...ranked by *Baseball America* as the sixth-best rookie in the Majors behind Kerry Wood, Orlando Hernandez, Rolando Arrojo, Kerry Ligtenberg and Steve Woodard.

1997: Pitched for Triple-A Pawtucket in the Red Sox organization...was named the International League's top prospect by league managers in *Baseball America*...finished the season in the league with a 3.12 ERA and 147 strikeouts and was tied for fifth in wins...began the season on Pawtucket's disabled list with right shoulder tendonitis...was reinstated on April 25 and made his Triple-A debut the next night vs. Ottawa (5.0 innings, five strikeouts)...after a loss on May 1, won eight consecutive decisions over 13 starts, tying a Pawtucket record set by Allen Ripley in 1977...was 4-0 with a 1.99 ERA in six starts in June and was named Pawtucket Player of the Month and Boston Red Sox Minor League Pitcher of the Month...placed on the disabled list from July 1-13 with right elbow tendonitis...named to the midseason Triple-A All-Star team but did not play due to the injury...had four games with 10 or more strikeouts...named to the postseason Triple-A All-Star team.

1996: Spent the season with Double-A Trenton...named the Minor League Pitcher of the Year by Howe Sportsdata and the Red Sox Minor League Pitcher of the Year...led all Double-A pitchers with a club-record 16 wins and led league with a 2.63 ERA...ranked fifth among the league's top prospects by *Baseball America*, behind Vladimir Guerrero, Scott Rolen, Jamey Wright and Luis Castillo...ranked among league leaders with six complete games (tied for first), 185.0 innings (second), 230 BAA (second), and 94 strikeouts (fourth)...named the league's "Pitcher of the Year" and was selected to the All-Star team.

1995: Led Single-A Michigan with 138 strikeouts, the fourth-highest total in the Midwest League...averaged 8.79 strikeouts-per-9.0 innings, third in the league among starters.

1994: Made his professional debut at Ft. Myers in the Rookie Gulf Coast League...averaged 9.61 strikeouts-per-9.0 innings pitched.

PROFESSIONAL: Boston's 13th round pick in the 1994 First-Year Player Draft...signed by scouts Buzz Bowers and Ray Fagnant.

PAVANO'S GAME HIGHS			
2011		CAREER	
IP: 9.0, 3x, last 9/28 vs. K.C.	Walks: 3, 3x, last 6/15 vs CWS.	IP: 9.0, 14x, last 9/28/11 vs. K.C.	Walks: 7, 5/1/04 at S.F.
SO: 7, 4/14 at T.B.	CG: 3x, last 9/28 vs K.C.	SO: 10, 8/30/03 vs. Mon.	CG: 17x, last 9/28/11 vs. K.C.
Win-Streak: 3, 6/3-21	Low-Hit: 5, 9/28 vs. K.C.	Win-Streak: 8, 6/9-7/27/10	Low-Hit: 3, 4x, last 6/26/10 at NYM.



PAVANO'S PITCHING RECORD																				
YEAR	CLUB	W-L	ERA	G	GS	CG	SH	SV	IP	H	R	ER	HR	HB	BB	SO	WP	BK	BAA	
1994	GCL Red Sox	4- 3	1.84	9	7	0	0	0	44.0	31	14	9	1	1	7	47	4	1	1.86	
1995	Michigan	6- 6	3.44	22	22	1	0	0	141.1	118	63	54	7	6	52	138	9	0	2.27	
1996	Trenton	16- 5	2.63	27	26	6	2	0	185.0	154	66	54	16	11	47	146	7	1	2.30	
1997	Pawtucket	11- 6	3.12	23	23	3	0	0	161.2	148	62	56	13	6	34	147	7	1	2.39	
1998	Ottawa	1- 0	2.41	3	3	0	0	0	18.2	12	5	5	1	5	7	14	1	0	1.90	
	MONTREAL	6- 9	4.21	24	23	0	0	0	134.2	130	70	63	18	8	43	83	1	0	2.51	
1999	Jupiter	0- 0	6.60	4	4	0	0	0	15.0	20	11	11	1	0	3	14	0	0	3.33	
	Ottawa	0- 1	9.00	2	2	0	0	0	5.0	7	5	5	1	0	0	3	0	0	3.18	
2000	MONTREAL	6- 8	5.63	19	18	1	1	0	104.0	117	66	65	8	4	35	70	1	3	2.85	
	MONTREAL	8- 4	3.06	15	15	0	0	0	97.0	89	40	33	8	8	34	64	1	1	2.48	
2001	MONTREAL	1- 6	6.33	8	8	0	0	0	42.2	59	33	30	7	2	16	36	0	1	3.31	
	Ottawa	2- 1	3.58	4	4	0	0	0	27.2	27	13	11	4	3	5	19	1	0	2.48	
2002	Jupiter	1- 1	2.19	3	3	0	0	0	12.1	10	7	3	1	1	2	11	0	0	2.13	
	MONTREAL	3- 8	6.30	15	14	0	0	0	74.1	98	55	52	14	7	31	51	2	1	3.18	
2003	FLORIDA	3- 2	3.79	22	8	0	0	0	61.2	76	33	26	5	3	14	41	1	1	3.06	
	Ottawa	3- 0	3.10	3	3	0	0	0	20.1	23	8	7	2	0	2	9	1	0	2.95	
2003	FLORIDA	12-13	4.30	33	32	2	0	0	201.0	204	99	96	19	7	49	133	3	2	2.65	
2004	FLORIDA	18- 8	3.00	31	31	2	2	0	222.1	212	80	74	16	11	49	139	2	3	2.53	
2005	NEW YORK (AL)	4- 6	4.77	17	17	1	1	0	100.0	129	66	53	17	8	18	56	2	1	3.15	
	GCL Yankees	0- 0	1.80	1	1	0	0	0	5.0	2	2	1	1	0	0	5	0	0	1.18	
	Tampa	0- 1	4.50	1	1	0	0	0	6.0	6	3	3	1	0	0	3	0	0	2.50	
	Trenton	1- 0	1.64	3	3	0	0	0	11.0	6	2	2	0	1	0	12	0	0	1.50	
	Tampa	0- 2	2.31	3	3	0	0	0	11.2	10	6	3	2	1	3	10	0	0	2.38	
	Columbus	1- 0	3.00	1	1	0	0	0	6.0	8	2	2	0	0	1	5	0	0	3.81	
2007	NEW YORK (AL)	1- 0	4.76	2	2	0	0	0	11.1	12	7	6	1	0	2	4	0	0	2.73	
2008	Charleston	0- 0	1.80	2	2	0	0	0	5.0	6	1	1	0	0	1	6	0	0	3.00	
	Trenton	1- 1	3.86	3	3	0	0	0	14.0	14	6	6	3	2	3	13	2	0	2.59	
	NEW YORK (AL)	4- 2	5.77	7	7	0	0	0	34.1	41	23	22	5	4	10	15	0	1	3.06	
2009	CLEVELAND	9- 8	5.37	21	21	1	1	0	125.2	150	80	75	19	3	23	88	4	0	2.99	
	MINNESOTA	5- 4	4.64	12	12	0	0	0	73.2	85	39	38	7	3	16	59	1	0	2.84	
2010	MINNESOTA	17-11	3.75	32	32	7	2	0	221.0	227	95	92	24	6	37	117	4	0	2.66	
2011	MINNESOTA	9-13	4.30	33	33	3	1	0	222.0	262	123	106	23	8	40	102	4	2	2.94	
Minor League Totals		47-27	3.04	114	111	10	2	0	689.2	602	276	233	54	37	167	602	32	3	2.34	
American League Totals		49-44	4.48	124	124	12	5	0	788.0	906	433	392	96	32	146	441	15	4	2.89	
National League Totals		57-58	4.21	167	149	5	3	0	937.2	985	476	439	95	50	95	271	11	12	2.71	
Major League Totals		106-102	4.33	291	273	17	8	0	1725.2	1891	909	831	191	82	417	1058	26	16	2.80	

PAVANO'S BATTING RECORD																	
BATTING	AVG	AB	R	H	2B	3B	HR	RBI	SH	SF	HB	BB	SO	SB	CS	OBP	
Career	.142	309	14	44	8	2	2	14	36	0	1	4	122	0	0	.156	
Last Home Run: 8/22/04 at San Diego off Sterling Hitchcock																	

PAVANO'S FIELDING RECORD								
POSITION	PCT	G	PO	A	E	TC	DP	PB
Pitcher	.980	291	107	236	7	350	22	—

PAVANO'S ALL-STAR RECORD																				
YEAR	HOST	W-L	ERA	G	GS	CG	SH	SV	IP	H	R	ER	HR	HB	BB	SO	WP	BK	BAA	
2004	Houston	0-0	9.00	1	0	0	0	0	2.0	3	2	2	1	0	0	1	0	0	.500	

PAVANO'S DIVISION SERIES RECORD																				
YEAR	CLUB	W-L	ERA	G	GS	CG	SH	SV	IP	H	R	ER	HR	HB	BB	SO	WP	BK	BAA	
2003	Florida	2- 0	0.00	3	0	0	0	0	2.2	1	0	0	0	1	1	1	0	0	.111	
2009	New York (AL)	0- 1	2.57	1	1	0	0	0	7.0	5	2	2	2	0	0	9	0	0	.200	
2010	New York (AL)	0- 1	6.00	1	1	0	0	0	6.0	10	4	4	1	0	1	3	0	0	.385	
Division Series Totals		2- 2	3.45	5	2	0	0	0	15.2	16	6	6	3	1	2	13	0	0	.267	

PAVANO'S LEAGUE CHAMPIONSHIP RECORD																				
YEAR	CLUB	W-L	ERA	G	GS	CG	SH	SV	IP	H	R	ER	HR	HB	BB	SO	WP	BK	BAA	
2003	Florida	0-0	2.35	3	1	0	0	0	7.2	8	1	1	0	0	1	8	0	0	.286	

PAVANO'S WORLD SERIES RECORD																				
YEAR	CLUB	W-L	ERA	G	GS	CG	SH	SV	IP	H	R	ER	HR	HB	BB	SO	WP	BK	BAA	
2003	Florida	0-0	1.00	2	1	0	0	0	9.0	8	1	1	0	0	1	6	0	0	.250	

PAVANO'S DAY-BY-DAY

Date	Opp.	Score	Dec.	IP	H	R	ER	HR	BB	SO	Left Game or IR/IRS
4/1	@Tor.	3-13	L	4.0	6	8	7	3	2	3	Trailing 8-0
4/8	Oak.	2-1	W	8.0	4	1	1	0	1	1	Leading 2-1
4/14	@T.B.	3-4	ND	8.0	4	0	0	0	2	7	Leading 2-0
4/19	@Bal.	0-11	L	4.2	8	8	7	0	3	3	Trailing 7-0
4/24	Cle.	4-3	W	7.0	6	3	3	0	2	3	Leading 4-3
APRIL TOTALS				2-2	31.2	28	20	18	3	10	5.12 ERA
5/1	@K.C.	3-10	L	5.1	12	7	6	1	0	0	Trailing 6-2
5/8	@Bos.	5-9	L	5.0	10	7	7	1	1	0	Trailing 7-4
5/13	Tor.	0-2	ND	5.1	7	0	0	0	3	1	Tied 0-0
5/18	@Oak.	4-3	ND	7.0	6	3	1	0	0	2	Tied 3-3
5/23	Sea.	7-8	ND	7.0	9	4	4	1	2	3	Leading 7-4
5/29	LAA.	5-6	L	8.0	10	5	4	0	0	3	Trailing 5-3
MAY TOTALS				0-3	37.2	54	26	22	3	6	5.26 ERA
6/3	@K.C.	5-2	W	9.0	9	2	2	0	1	4	First CG
6/8	@Cle.	3-2	ND	7.0	7	1	1	1	1	3	Leading 2-1
6/15	CWS.	4-1	W	9.0	6	1	1	0	3	5	Second CG
6/21	@S.F.	9-2	W	8.0	9	2	2	1	0	2	Leading 9-2
6/26	@Mil.	2-6	L	6.0	8	5	5	1	1	5	Trailing 5-2
JUNE TOTALS				3-1	39.0	39	11	11	3	6	2.54 ERA
7/2	Mil.	7-8	ND	7.2	8	4	3	1	1	5	Leading 7-4
7/7	@CWS.	6-2	W	7.0	6	2	2	1	2	4	Leading 6-2
PRE-ASG TOTALS				6-6	123.0	135	63	56	11	24	4.10 ERA
7/16	K.C.	4-3	ND	7.0	6	3	3	1	1	3	Tied 2-2
7/21	Det.	2-6	L	6.0	9	5	5	1	1	2	Trailing 6-1
7/26	@Tex.	9-8	ND	5.0	9	8	8	1	2	1	Trailing 8-7
7/31	@Oak.	3-7	L	4.0	9	7	7	0	2	1	Trailing 7-3
JULY TOTALS				1-2	36.2	47	29	28	5	8	6.87 ERA
8/6	CWS.	1-6	L	8.0	9	2	1	0	1	5	Trailing 2-1
8/12	@Cle.	2-3	ND	7.1	10	2	1	0	0	4	Leading 2-1
8/17	@Det.	6-5	ND	7.0	9	3	3	1	2	4	Tied 3-3
8/22	Bal.	1-4	L	7.0	9	4	4	2	2	3	Trailing 4-1
8/27	Det.	4-6	L	6.2	9	6	5	2	1	4	Trailing 5-4
AUGUST TOTALS				0-3	36.0	46	17	14	5	6	3.50 ERA
9/2	@LAA.	13-5	W	6.2	7	4	3	0	0	4	Leading 7-3
9/7	CWS.	5-4	W	5.1	10	3	1	0	1	1	Leading 4-3
9/13	@K.C.	0-4	L	7.0	11	4	3	2	1	5	Trailing 4-0
9/18	Cle.	5-6	L	6.2	5	4	1	1	1	6	Leading 1-0
9/23	@Cle.	5-6	ND	6.1	10	5	5	1	1	3	Tied 5-5
9/28	K.C.	1-0	W	9.0	5	0	0	0	0	3	Third CG
SEPTEMBER TOTALS				3-2	41.0	48	20	13	4	4	2.85 ERA
POST-ASG TOTALS				3-7	99.0	127	60	50	12	16	4.55 ERA
SEASON TOTALS				9-13	222.0	262	123	106	23	40	4.30 ERA

GLEN PERKINS

LEFT-HANDED PITCHER

15

Height: 6-0

Bats: L

Born: 3/2/83 in St. Paul, MN

Resides: Lakeville, MN

Acquired: 1st round (22nd overall), 2004 First-Year Player Draft

M.L. Service: 4 years, 10 days

Contract Status: Signed thru 2011

Weight: 208

Throws: L



PERSONAL: Glen Weston Perkins...wife Alisha (Weber)...daughters Addison (11/21/06) and Lyla (8/10/08)...2001 graduate of Stillwater (MN) High School, where he was named All-State in 2001...attended University of Minnesota where he was named first team All-Big Ten, Big Ten Freshman of the Year, Baseball America first team Freshman All-American and was one of four Collegiate Baseball Freshman of the Year in 2003...set school single-season record for strikeouts (117) in 2003...named Big Ten Pitcher of the Year, first team All-Big Ten, selected to Louisville Slugger, Collegiate Baseball News (second team), Baseball America (third team) and ABCA (third team) All-American teams in 2004...named Midwest Scouts' Association College Player of the Year in 2004.

2011:

- Made the Twins Opening Day roster for the second time in his career and first time since 2009.
- Did not allow a run in his first 10 appearances (9.1 ip), April 1-24...allowed just one run in his first 17 appearances (18.2 ip), April 1-May 13, for a 0.48 ERA in that span.
- Struck out 13 of his 31 batters faced (42%) in a seven-game span (8.0 ip), May 7-18.
- Placed on the 15-day disabled list with a right oblique strain, May 22...went on rehab assignment with Triple-A Rochester, June 11-16...reinstated from disabled list, June 17.
- Did not allow a home run in his first 47 appearances (45.1 ip), April 1-August 8, until allowing one to David Ortiz, August 10 vs. Boston.
- Walked just one batter (July 9 at Chicago – Paul Konerko intentionally) in a 19-game stretch (16.2 ip), June 28-August 5.
- Allowed just one run in a 20-game span, posting a 0.51 ERA (17.2 ip, 1 er), June 26-August 5.
- Allowed just two hits in a 18-game span, holding opponents to a .041 average (2-for-49), June 29-August 5.
- Recorded his first career save with 0.2 scoreless innings, July 3 vs. Milwaukee...recorded his second career save in his next appearance, July 5 vs. Tampa Bay, pitching 0.1 scoreless inning (three pitches).
- Posted a three-game winning streak, July 16-26, including his first win July 16 vs. Kansas City.
- 48 of his 65 appearances on the season were scoreless and he allowed multiple runs on just two occasions (back-to-back appearances - August 6 vs. Chicago and August 8 vs. Boston).
- Struck out two-plus batters in 20 of his appearances...posted a 9.49 strikeouts-per-9.0 innings ratio...struck out at least one batter in 42 of his 65 appearances.
- His 65 strikeouts were second-most in the American League for a lefty reliever, behind Chicago's Chris Sale (79) and were eighth-most in baseball...his 65 appearances were the sixth-most for a lefty reliever in the American League...his strikeouts-per-9.0 innings ratio was 12th-highest in the American League for pitchers with a minimum of 50.0 innings pitched.
- Ranked third on the Twins staff in appearances...led Twins staff in strikeouts-per-9.0 innings.

2010: Started the season with Triple-A Rochester...Started the season 1-8, 8.06 (73.2 ip, 66 er) in 16 starts in April, May and June combined...went 3-1, 2.50 (50.1 ip, 14 er) in 10 games (eight starts) in July, August and September combined at Rochester...Had season-high nine strikeouts (5.2 innings), May 27 at Durham...Recalled to Minnesota, August 11 and made a start that same night at Chicago (AL), allowing six runs (four earned) on five hits in 4.2 innings pitched...made three appearances out of the bullpen for the Twins before being optioned to Rochester, August 27...Recalled to Minnesota, September 6...finished his season at Rochester with a record of 4-9, 5.81 (124.0 ip, 80 er) with 98 strikeouts and 36 walks in 26 games (24 starts)...pitched 6.0-plus innings in six of his last 11 starts for the Red Wings...Did not allow a run in five consecutive appearances (6.1 ip), September 7-21...earned his only win of the season, tossing 1.0 scoreless inning of relief, September 21 vs. Cleveland...the win was the eventual AL Central clinching victory for the Twins.

2009: Made the Twins Opening Day roster for the first time in his career as the Twins number four starter...made his first start, allowing just one run on five hits in 8.0 innings, April 9 vs. Seattle...tossed 8.0 innings in each of his first three starts, April 9-19, including his first win on April 19 vs. Los Angeles (AL)...allowed no more than two runs in any of those first three, becoming the first pitcher to begin a season with three straight games of at least 8.0 innings and two-or-fewer runs allowed since Pat Hentgen did it for the Orioles in 2001...no other pitcher has started a season with a three-game streak of that kind for the Twins since the club relocated to Minnesota in 1961...tied a career-low of 0.2 innings pitched, May 18 at New York (AL) before going on the 15-day disabled list, May 18 with inflammation in his left elbow...made two rehab starts at Single-A Ft. Myers and returned to the club on June 16...tossed 7.0 innings in three consecutive starts from June 21-July 1...placed on the 15-day disabled list, August 11 with left shoulder tendinitis...finished the season with Triple-A Rochester.

2008: Began season at Triple-A Rochester...recalled and made first Major League start, May 10 vs. Boston...tossed 6.0-plus innings in four consecutive starts, going 2-1, 2.77 (26.0 ip, 8 er), May 10-25...recorded first career win, May 20 vs. Texas...recorded second career win, May 25 at Detroit...season-high seven strikeouts on June 30 vs. Detroit...tossed season-high 8.0 innings, allowing three runs on 10 hits for third career win, June 19 vs. Washington...won five straight decisions, June 19-July 18...allowed three earned runs or-fewer in eight straight starts, June 9-July 18...tied for first in the American League in July wins (four)...five straight wins in a six start span, July 29-August 27, including two 8.0-shutout

inning performances vs. New York (AL) on August 11 and at Los Angeles (AL) on August 22...logged his 10th win on August 17 vs. Seattle becoming the 11th Twins pitcher in history to win at least 10 games in their rookie season...recorded the third-most wins for a Twins pitcher in their rookie season, tying Francisco Liriano (2006), Jesse Crain (2005), Mark Redman (2000) and Kevin Tapani (1990)...tied Jim "Mudcat" Grant (1965) and Camilo Pascual (1965) for fifth-highest single-season winning percentage All-Time for a Twins starter (minimum of 20 starts) and fourth-most by a left-handed pitcher (Viola in '88 - .774; Santana in '04 - .769; Santana in '06 - .760), highest for a rookie...was 6-2, 4.71 (72.2 ip, 38 er) in 13 starts after the All-Star break...his 12 wins tied him for sixth in the American League for victories by a left-handed pitcher.

2007: Began season at Triple-A Rochester...recalled April 12...season-high 4.0 innings, April 12 vs. Detroit...season-high three strikeouts, April 14 vs. Tampa Bay...placed on 15-day disabled list with a muscle strain in his left shoulder, May 22...pitched in one game for GCL Twins on rehab assignment, July 11...had rehab assignment transferred to Ft. Myers, July 14-18...assigned to New Britain on injury rehab, August 17-30...reinstated from disabled list, September 11...did not allow a run in seven appearances (5.0 ip), September 12-28.

2006: Began season at Double-A New Britain and recorded his first win May 19 allowing just one run in 7.0 innings...tossed a complete game shutout June 4...averaged 10.05 strikeouts per-9-innings at New Britain...promoted to Rochester, September 3...contract selected, September 19...made Major League debut, becoming the 27th native Minnesotan to play for the Twins, September 21 at Boston...pitched 1.1 scoreless innings and struck out his first batter in debut...ranked second-best prospect in the Twins organization by *Baseball America*, entering the 2007 season.

2005: Disabled with sprained left wrist, April 15-22...was 1-0, 1.13 (16.0 ip, 2 er) in four starts, April 22-May 9...season-high 14 strikeouts, June 11 at Lakeland...Twins' Minor League Pitcher of the Week, June 11-17...season-high 9.0 innings and six-hit shutout, June 16 vs. Clearwater...promoted to New Britain, June 23...allowed three earned runs-or-less in five consecutive starts, going 1-1, 3.38 (26.2 ip, 10 er), June 24-July 15...pitched for Grand Canyon in the Arizona Fall League...ranked fourth-best prospect in the Twins organization by *Baseball America*, entering the 2006 season.

2004: Began season at Elizabethton...was 1-0, 2.25 (12.0 ip, 3 er) in three starts, July 6-17...promoted to Quad Cities, July 21...was 2-0, 1.30 (34.2 ip, 5 er) in six starts, August 8-September 4...season-high 7.0 innings, August 19 at Ft. Wayne.

PROFESSIONAL: Signed by scout Mark Wilson.

PERKINS' GAME HIGHS											
2011						CAREER					
IP: 2.2, 4/28 vs. T.B.	Walks: 2, 2x, last 8/17 at Det.					IP: 8.0, 6x, last 4/19/09 vs. LAA.	Walks: 4, 5/13/09 vs. Det.				
SO: 3, 3x, last 8/15 at Det.	CG: - -					SO: 7, 6/30/08 vs. Det.	CG: - -				
Win-Streak: 3, 7/16-26	Low-Hit: - -					Win-Streak: 5, 2x, last 7/29-8/27/08	Low-Hit: - -				



PERKINS' PITCHING RECORD																			
YEAR	CLUB	W-L	ERA	G	GS	CG	SH	SV	IP	H	R	ER	HR	HB	BB	SO	WP	BK	BAA
2004	Elizabethton	1- 0	2.25	3	3	0	0	0	12.0	8	3	3	0	0	4	22	0	0	.186
	Ft. Myers	2- 1	1.30	9	9	0	0	0	48.1	33	9	7	2	3	12	49	0	0	.205
2005	Ft. Myers	3- 2	2.13	10	9	2	1	0	55.0	41	14	13	2	1	13	66	2	0	.205
	New Britain	4- 4	4.90	14	14	0	0	0	79.0	80	45	43	4	8	35	67	3	1	.263
2006	New Britain	4-11	3.91	23	23	2	1	0	117.1	109	60	51	11	6	45	131	3	1	.243
	Rochester	0- 1	2.08	1	1	0	0	0	4.1	6	1	1	0	0	5	3	0	0	.333
MINNESOTA		0- 0	1.59	4	0	0	0	0	5.2	3	1	1	0	0	0	6	0	0	.150
	Rochester	0- 0	1.50	1	1	0	0	0	6.0	2	1	1	1	0	1	2	0	0	.105
MINNESOTA		0- 0	3.14	19	0	0	0	0	28.2	23	10	10	2	2	12	20	2	0	.232
	New Britain	0- 2	11.05	3	3	0	0	0	7.1	11	9	9	4	0	7	7	2	0	.344
Ft. Myers		0- 0	27.00	1	1	0	0	0	1.0	3	3	3	1	0	0	0	1	0	.500
	GCL Twins	0- 0	1.80	3	3	0	0	0	5.0	3	1	1	0	1	2	6	1	0	.167
2008	Rochester	2- 1	2.97	7	6	1	1	0	33.1	28	15	11	2	1	19	27	1	1	.220
	MINNESOTA	12- 4	4.41	26	26	0	0	0	151.0	183	81	74	25	3	39	74	2	1	.301
2009	MINNESOTA	6- 7	5.89	18	17	0	0	0	96.1	120	64	63	13	1	23	45	2	1	.304
	Ft. Myers	1- 0	2.45	2	2	1	1	0	11.0	8	5	3	2	0	1	9	0	0	.195
GCL Twins		0- 0	0.00	1	1	0	0	0	1.0	0	0	0	0	0	0	0	0	0	.000
	Rochester	4- 9	5.81	26	24	0	0	0	124.0	160	91	80	14	5	36	98	1	1	.309
MINNESOTA		1- 1	5.82	13	1	0	0	0	21.2	29	16	14	3	4	5	14	0	0	.337
	Rochester	0- 0	0.00	2	1	0	0	0	3.0	4	0	0	0	0	0	2	0	0	.333
MINNESOTA		4- 4	2.48	65	0	0	0	2	61.2	55	19	17	2	1	21	65	3	0	.244
	Minor League Totals	21-31	4.01	166	101	6	4	0	507.2	496	257	226	43	25	180	489	14	4	.254
Major League Totals		23-16	4.41	145	44	0	0	2	365.0	413	191	179	45	11	100	224	9	2	.288

PERKINS' FIELDING RECORD									
POSITION	PCT	G	PO	A	E	TC	DP	PB	
Pitcher	.954	145	9	53	3	65	3	—	

PERKINS' BATTING RECORD																
BATTING	AVG	AB	R	H	2B	3B	HR	RBI	SH	SF	HB	BB	SO	SB	CS	OBP
Career	.000	4	0	0	0	0	0	0	0	3	0	0	0	4	0	.000

Last Home Run: None.

PERKINS' DIVISION SERIES RECORD																
YEAR	OPPONENT	W-L	ERA	G	GS	CG	SH	SV	IP	H	R	ER	HR	HB	BB	BAA
2006	Oakland	0- 0	0.00	1	0	0	0	0	0.1	2	0	0	0	0	0	.667

PERKINS' DAY-BY-DAY												
Date	Opp.	Score	Dec.	IP	H	R	ER	HR	BB	SO	Left Game or IR/IRS	
4/1	@Tor.	3-13	ND	1.0	1	0	0	0	0	0	0/0	
4/3	@ or.	4-3	ND	1.0	0	0	0	0	0	1	0/0	
4/9	Oak.	0-1	ND	0.1	1	0	0	0	1	1	0/0	
4/10	Oak.	3-5	ND	1.2	0	0	0	0	0	0	2/1	
4/13	K.C.	5-10	ND	2.0	1	0	0	0	0	0	1/1	
4/15	@T.B.	2-5	ND	0.2	0	0	0	0	0	0	3/0	
4/17	@T.B.	4-2	ND	1.0	1	0	0	0	1	0	0/0	
4/20	@Bal.	4-5	ND	1.0	1	0	0	0	0	1	0/0	
4/21	@Bal.	3-1	ND	0.1	0	0	0	0	0	0	2/0	
4/24	Cle.	4-3	ND	0.1	1	0	0	0	1	1	0/0	
4/28	T.B.	1-6	ND	2.2	3	1	1	0	0	3	1/1	
APRIL TOTALS				0-0	12.0	9	1	1	0	3	7	0.75 ERA
5/1	@K.C.	3-10	ND	1.2	1	0	0	0	1	2	1/1	
5/4	@CWS.	3-2	ND	0.1	1	1	0	0	1	0	0/0	
5/7	@Bos.	0-4	ND	0.2	0	0	0	0	0	2	2/0	
5/9	@Bos.	1-2	ND	1.2	0	0	0	0	0	2	2/0	
5/11	Det.	7-9	ND	1.1	1	0	0	0	2	3	1/0	
5/13	Tor.	0-2	ND	1.0	2	0	0	0	0	1	0/0	
5/14	Tor.	3-9	L	1.0	1	1	1	0	1	1	0/0	
5/17	@Sea.	2-1	ND	1.0	0	0	0	0	0	2	0/0	
5/18	@Oak.	4-3	ND	1.1	1	0	0	0	0	2	0/0	
5/20	@Ari.	7-8	ND	0.2	1	1	1	0	1	0	2/2	
5/21	@Ari.	6-9	ND	0.0	1	1	1	0	0	0	1/0	
JUNE TOTALS				0-1	10.2	9	4	3	0	6	15	2.53 ERA
6/17	S.D.	6-5	ND	1.0	1	0	0	0	0	2	0/0	
6/19	S.D.	5-4	ND	1.0	3	1	1	0	1	2	0/0	
6/23	@S.F.	1-2	ND	1.0	2	1	1	0	0	0	0/0	
6/26	@Mil.	2-6	ND	1.0	0	0	0	0	1	1	0/0	
6/28	LAD.	6-4	ND	0.2	2	0	0	0	0	0	1/0	
6/29	LAD.	1-0	ND	0.2	0	0	0	0	0	2	1/0	
JUNE TOTALS				0-0	5.1	8	2	2	0	2	7	3.58 ERA
7/1	Mil.	6-2	ND	1.0	0	0	0	0	0	0	0/0	
7/2	Mil.	7-8	ND	0.1	0	0	0	0	0	1	1/0	
7/3	Mil.	9-7	S	0.2	0	0	0	0	0	2	2/0	
7/5	T.B.	3-2	S	0.1	0	0	0	0	0	0	2/0	
7/7	@CWS.	5-2	ND	1.0	0	0	0	0	0	2	0/0	
7/9	@CWS.	3-4	ND	0.2	0	1	1	0	1	0	0/0	
7/10	@CWS.	6-3	ND	1.2	1	0	0	0	0	2	1/0	
PRE-ASG TOTALS				0-1	33.2	28	8	7	0	12	36	1.87 ERA
7/16	K.C.	4-3	W	1.0	0	0	0	0	0	2	0/0	
7/17	K.C.	4-3	ND	1.0	0	0	0	0	0	1	0/0	
7/19	Cle.	2-1	W	1.0	0	0	0	0	0	2	0/0	
7/22	Det.	2-8	ND	1.0	0	0	0	0	0	0	0/0	
7/23	Det.	4-1	NS	1.0	1	0	0	0	0	2	0/0	
7/26	@Tex.	9-8	W	1.0	0	0	0	0	0	1	2/0	
7/27	@Tex.	7-2	ND	0.2	0	0	0	0	0	0	0/0	
7/29	@Oak.	9-5	ND	0.2	0	0	0	0	0	2	1/0	
JULY TOTALS				3-0	13.0	2	1	1	0	1	17	0.69 ERA
8/3	@LAA.	11-4	ND	1.0	0	0	0	0	0	0	0/0	
8/5	CWS.	3-5	ND	1.1	0	0	0	0	0	1	3/1	
8/6	CWS.	1-6	ND	0.1	1	2	2	0	1	1	0/0	
8/8	Bos.	6-8	L	1.2	3	2	1	0	0	1	0/0	
8/10	Bos.	5-2	W	1.1	2	1	1	1	0	1	2/0	
8/12	@Cle.	2-3	L	0.2	2	1	1	0	1	1	1/1	
8/15	@Det.	9-6	ND	1.2	0	0	0	0	0	3	2/0	
8/17	@Det.	6-5	ND	0.0	1	1	1	0	2	0	0/0	
8/18	NYJ.	4-8	ND	1.0	1	0	0	0	0	2	1/0	
8/22	Bal.	1-4	ND	1.0	0	0	0	0	0	0	0/0	
8/24	Bal.	1-6	ND	1.0	1	1	1	0	0	1	0/0	
8/26	Det.	1-8	ND	0.2	2	0	0	0	0	1	3/3	
8/28	Det.	11-4	ND	1.0	1	0	0	0	0	1	0/0	
8/31	@CWS.	7-6	ND	1.0	3	1	1	0	1	1	0/0	
AUGUST TOTALS				1-2	13.2	17	9	8	1	5	14	5.27 ERA
9/7	CWS.	5-4	ND	1.0	1	1	1	0	1	1	0/0	
9/10	@Det.	2-3	L	0.2	1	1	1	1	0	0	0/0	
9/17	Cle.	4-10	ND	1.0	0	0	0	0	0	1	0/0	
9/18	Cle.	5-6	ND	0.1	2	0	0	0	0	0	3/3	
9/20	Sea.	4-5	ND	1.0	1	0	0	0	1	2	0/0	
9/22	Sea.	3-2	ND	1.0	2	0	0	0	1	1	0/0	
9/25	@Cle.	6-4	ND	1.0	1	0	0	0	1	0	0/0	
9/27	K.C.	7-4	ND	1.0	1	0	0	0	0	0	0/0	
SEPTEMBER TOTALS				0-1	7.0	9	2	2	1	4	5	2.57 ERA
POST-ASG TOTALS				4-3	28.0	27	11	10	2	9	29	3.21 ERA
SEASON TOTALS				4-4	61.2	55	19	17	2	21	65	2.68 ERA

TREVOR PLOUFFE

INFIELDER

Height: 6-2

Bats: R

Born: 6/15/86 in West Hills, CA

Resides: Porter Ranch, CA

Acquired: 1st round (20th overall), 2004 First-Year Player Draft

M.L. Service: 162 days

Contract Status: Signed thru 2011

Weight: 200

Throws: R



24

PERSONAL: Trevor Patrick Plouffe (pronounced ploof)...2004 graduate of Crespi Carmelite (CA) High School...named 2004 *Collegiate Baseball News* High School All-American and *USA Today* All-American.

2011:

- Started the season with Triple-A Rochester...played in 21 games for the Red Wings, batting .282 (22-for-78) with four doubles, six home runs and 13 rbi...recalled by Minnesota, May 4.
- Hit a home run in his first Major League at-bat of the season, a solo shot off Tim Wakefield, May 6 at Boston...finished the game 2-for-4 with three runs scored and a stolen base.
- Drove in eight runs in a three-game span, May 18-20, including consecutive three-rbi games, May 18 and 19 at Oakland...homered in consecutive games, May 19 at Oakland and May 20 at Arizona.
- Optioned to Triple-A Rochester, as Minnesota called up outfielder Brian Dinkelman, June 2.
- Batted .333 (38-for-114) with seven doubles, nine home runs and 20 rbi in 30 games with the Red Wings...recalled by Minnesota, July 14.
- Started his first career game in the outfield (playing right field), July 15 vs. Kansas City.
- Posted two career-high seven-game hitting streaks, August 10-20 and again August 28-September 4.
- Hit safely in 19 of 21 games, August 10-September 4, batting .314 (27-for-86) in that span.
- Recorded a career-high with four rbi, September 3 at Los Angeles (AL).
- Had the game-winning walk-off hit in the Twins final game (1-0), a single driving in Denard Span in the bottom of the ninth inning, September 28 vs. Kansas City.
- Played five different positions defensively for the Twins: 45 games at shortstop (all starts), 17 games at second base (15 starts), 11 games in right field (nine starts), three games in left field (two starts) and one game at first base.
- His eight doubles in September set a Twins rookie record for most doubles in the month.
- Batted .308 (24-for-78) against left-handed pitching and .212 (44-for-208) against right-handed pitching while with the Twins.
- Combined to bat .268 (128-for-478) with 29 doubles, four triples, 23 home runs, 64 rbi and 80 runs scored in 132 games between Triple-A Rochester and Minnesota.

2010: Started the season with Triple-A Rochester and played in 39 games for the Red Wings before being recalled, May 21...Played in his first Major League game, starting at shortstop, May 21 vs. Milwaukee...went 2-for-5 in that game with a double, a run scored and two rbi...singled off Dave Bush for first Major League hit...Played in three games for the Twins (all in the Milwaukee series, May 21-23) before being optioned to Rochester, May 25...Recalled, June 11...played in four games before being optioned, June 19...Hit seven home runs with 15 rbi in 93 at-bats for the Red Wings in July...recalled, July 30...Hit his first career home run (off Fausto Carmona), August 7 at Cleveland...optioned to Rochester, August 10...Recalled, September 1...finished his season at Rochester batting .244 (98-for-402) with 22 doubles, four triples, 15 home runs and 49 rbi in 102 games for the Red Wings...hit .295 (46-for-156) with runners on base...Appeared in 12 games for the Twins in September, being used almost exclusively as a pinch-runner...Hit his second career Major League home run, October 1 vs. Toronto...finished the season with 17 home runs between Rochester and Minnesota...Named to minorleaguebaseball.com's 2010 Twins organizational All-Star team.

2009: Spent entire season at Triple-A Rochester...was the youngest member of the Red Wings Opening Day roster...hit a home run in his first game, April 9 at Syracuse...hit a first inning grand slam, May 24 at Norwich...had two-run walk-off home run, June 2 vs. Gwinnett...went 4-for-4 with a double and a home run, August 29 vs. Buffalo...collected four three-hit games on the season, May 8 vs. Charlotte, June 17 at Columbus, July 6 vs. Buffalo, and August 2 vs. LeHigh Valley...hit .314 (27-for-86) with 12 rbi and 18 runs scored in 27 games in August...batted .538 (7-for-13) with the bases loaded...his 10 home runs were the most he had in a season since 2005, when he hit 13 for Beloit...played 118 games for the Red Wings, including 112 at shortstop...led all International League shortstops in total chances (542), putouts (86), errors (26) and double plays (84).

2008: Began season at Double-A New Britain...recorded first four-hit game of season, April 12 at Portland, driving in four and scoring three runs...had four straight multi-hit games, April 20-23...hit safely in eight straight games, April 26-May 4...promoted to Rochester, June 13...hit .440 (11-for-25) with seven rbi, four doubles and seven runs scored, July 20-28...finished with 20 multi-hit games for the Red Wings...played 32 games at third base, 20 games at second base and 12 games at shortstop for Rochester...hit .307 (39-for-127) off lefties between Double-A and Triple-A...ranked 10th-best prospect in Twins organization by *Baseball America*, entering the 2009 season.

2007: Spent entire season at Double-A New Britain...four-hit game, April 26 vs. Portland...finished April hitting .310 in 14 games...named Twins' Minor League Player of the Week, April 27-May 3, hitting .476 (10-for-21) with two doubles, two home runs and five rbi...second four-hit game of season, May 28 at Harrisburg and earned Eastern League Player of the Week, May 28-June 3, while hitting .441 (15-for-34) with five doubles, one home run, eight runs and six rbi...hit safely in nine straight games, May 31-June 8...hit safely in 12 straight games, June 18-28...hit .325 (38-for-117) with four home runs, 15 rbi, five doubles, two triples and 17 runs scored in 28 June games...hit .310 (31-for-100) with 18 runs scored in 27 July games...finished with 11 games of three-or-more hits...was second on club in hits (136) and third in league in doubles (37)...

doubles, one home run, eight runs and six rbi...hit safely in nine straight games, May 31-June 8...hit safely in 12 straight games, June 18-28...hit .325 (38-for-117) with four home runs, 15 rbi, five doubles, two triples and 17 runs scored in 28 June games...hit .310 (31-for-100) with 18 runs scored in 27 July games...finished with 11 games of three-or-more hits...was second on club in hits (136) and third in league in doubles (37)...participated in the Arizona Fall League, hitting .280 (14-for-50) in 15 games for the Phoenix Desert Dogs...was tied for 11th in all of the minors with 15 sacrifice hits...ranked 10th-best prospect in the Twins organization by *Baseball America*, entering the 2008 season.

2006: Spent the entire season at Single-A Ft. Myers and hit safely in nine of his first 11 games, including a three-hit game, April 10 at Tampa...had nine-game hit-streak from June 11-26, including his first home run June 20 vs. Lakeland...hit safely in 13 of 14 games from August 4-17, batting .356 (21-for-59) with seven multi-hit games...hit in seven straight from August 22-28 with two home runs and five rbi...hit .304 (35-for-115) with 13 rbi and 20 runs scored in 30 August games...led club in doubles (26) and was third in hits (112) and runs scored (60).

2005: Spent entire season at Single-A Beloit...hit first home run, April 10 vs. Quad Cities...hit safely in nine straight games, June 9-17, batting .382 (13-for-34) with two home runs, six rbi and five runs scored...first four-hit game, July 4 at Wisconsin...four straight multi-hit games, July 14-17, including two three-hit games...hit four home runs in a six-game span, July 30-August 4...finished with 15 multi-rbi games...ranked second on club in home runs (13), third in runs scored (58) and games (127) and fourth in hits (104)...ranked 12th best prospect in the Midwest League by *Baseball America*...ranked ninth-best prospect in the Twins organization by *Baseball America*, entering the 2006 season.

2004: Played 60 games with the Elizabethton Twins and hit safely in 48 of those 60...had three-hit game, June 26 vs. Princeton with one home run and two rbi...had nine-game hit-streak, July 31-August 9, including a four-hit game on August 4 vs. Danville...hit safely in 13 of his last 14 games played, including a four-hit game on the last day of the season, August 29 at Princeton...was second on club in hits (67)...ranked sixth-best prospect in Appalachian League by *Baseball America*.

PROFESSIONAL: Signed by scout Bill Mele.

PLOUFFE'S GAME HIGHS											
2011						CAREER					
Hits: 3, 3x, last 9/27 vs. K.C.	HR: 1, 8x, last 9/25 at Cle.					Hits: 3, 3x, last 9/27/11 vs. K.C.	HR: 1, 10x, last 9/25/11 at Cle.				
RBI: 4, 9/3 at LAA.	Hit-Streak: 7, 2x, last 8/28-9/4					RBI: 4, 9/3/11 at LAA.	Hit-Streak: 7, 2x, last 8/28-9/4/11				
Grand Slams: --	SB: 1, 3x, last 9/6 vs. CWS.					Grand Slams: --	SB: 1, 3x, last 9/6/11 vs. CWS.				



PLOUFFE'S PLAYING RECORD																		
YEAR	CLUB	AVG	G	AB	R	H	2B	3B	HR	RBI	SH	SF	HB	BB	SO	CS	E	OBP
2004	Elizabethton	.283	60	237	28	67	7	2	4	29	2	3	3	19	34	2	1	6 .340
2005	Beloit	.223	127	466	58	104	18	0	13	60	5	7	4	50	78	8	4	35 .300
2006	Ft. Myers	.246	125	455	60	112	26	4	4	45	2	5	4	58	93	8	5	29 .333
2007	New Britain	.274	126	497	75	136	37	2	9	50	15	3	2	38	89	12	7	32 .326
2008	New Britain	.269	58	227	32	61	17	3	3	21	3	0	3	16	43	4	2	7 .325
	Rochester	.256	66	250	34	64	17	3	6	39	5	3	0	14	47	1	1	11 .292
2009	Rochester	.260	118	430	53	112	23	5	10	60	4	7	2	34	68	3	6	26 .313
2010	Rochester	.244	102	402	53	98	22	4	15	49	8	2	6	27	90	5	5	12 .300
	MINNESOTA	.146	22	41	7	6	1	0	2	6	2	1	0	0	14	0	0	1 .143
2011	Rochester	.313	51	192	33	60	11	3	15	33	1	3	3	21	39	3	1	5 .384
	MINNESOTA	.238	81	286	47	68	18	1	8	31	2	3	4	25	71	3	3	12 .305
Minor League Totals		.258	833	3156	427	814	178	26	79	385	45	33	27	277	581	46	32	163 .320
Major League Totals		.226	103	327	54	74	19	1	10	37	4	4	4	25	85	3	3	13 .286

PLOUFFE'S FIELDING RECORD									
POSITION	PCT	G	PO	A	E	TC	DP	PB	
First Base	.000	1	0	0	0	0	0	—	
Second Base	.987	19	34	40	1	75	11	—	
Shortstop	.948	54	86	131	12	229	38	—	
Outfield	1.000	13	19	1	0	20	1	—	
Totals	.960	87	139	172	13	324	50	—	

JASON REPKO

OUTFIELDER

Height: 5-11

Bats: R

Born: 12/27/80 in East Chicago, IN

Resides: West Richland, WA

Acquired: Signed as free agent, 4/5/10

M.L. Service: 3 years, 168 days

Contract Status: Signed thru 2011

Weight: 198

Throws: R



PERSONAL: Jason Edward Repko...wife Traci...son Tyler Jason (2/21/08) and daughter Averi Faith (9/7/10)...1999 graduate of Hanford (WA) High School, where he batted .581 (43-for-74) with 18 home runs and 47 rbi in 20 games...passed up a scholarship to San Diego State University to sign with the Dodgers...devoted time and effort in the Los Angeles community, starting Repko's Dream Team in 2007, a program allowing him to host local youngsters from the AL County Department of Children and Family Services.

2011:

- Made the Twins Opening Day roster for the first time in his career...third time in his career he has made a Major League Opening Day roster (Dodgers in 2006 and 2005).
- Placed on the 15-day disabled list with a right quad strain, May 4 (the Twins recalled outfielder Ben Revere to take his roster spot).
- Played in six games for Triple-A Rochester during rehab assignment, May 17-22...reinstated from the 15-day disabled list, May 23.
- Stole four bases in a four-game span, June 26-29, including a two-steal game, June 28 vs. Los Angeles (NL).
- Batted .313 (10-for-32) in 21 games in July...recorded four multi-hit games in the month.
- Placed on the 15-day disabled list with left shoulder bursitis, August 12...played four games on rehab assignment for Triple-A Rochester...reinstated from the disabled list, August 26.
- Hit in the head by a Justin Masterson pitch, September 18 vs. Cleveland...did not return after experiencing concussion symptoms.
- Ranked fourth on the Twins in stolen bases with seven (caught stealing twice).
- Committed just one error (June 10 vs. Texas) in 81 total chances on the season - his first error since joining the Twins...he recorded two outfield assists.
- Outrighted to Triple-A Rochester, October 14.

2010: Released by the Los Angeles Dodgers, April 2...signed with Triple-A Rochester, April 5...Twins are his second professional organization...Started the season with Triple-A Rochester...hit his first home run, April 19 vs. Pawtucket...finished April batting .345 (19-for-55) in 16 games...recorded two four-hit games for the Red Wings, going 4-for-5 with a home run and three rbi, May 14 vs. Louisville and reaching base six time going 4-for-4 with two walks and four rbi, May 20 vs. Syracuse...Batted .232 (13-for-56) vs. left-handed pitching and .297 (51-for-172) vs. righties...played 60 games for the Red Wings, 58 in center field and one in right field...had his contract selected by Minnesota, June 24...Batted .325 (13-for-40) with six doubles, three home runs, six rbi and 10 runs scored, July 24-August 8, helping the Twins go 9-1 during that time...hit his first home run with the Twins (off David Hernandez), July 25 at Baltimore...Was used as Minnesota's fourth outfielder and played in 52 games in the field, making 31 starts (22 in right field, six in center field and three in left field)...Did not make an error (92 total chances)...recorded five outfield assists: June 27 at New York (NL) in his first game with Minnesota, September 2 vs. Detroit, September 3 vs. Texas (ninth inning of a 4-3 game), September 17 vs. Oakland and September 18 vs. Oakland...Became one of just five players in Twins history to record at least five outfield assists in fewer than 50 games played.

2009: Started the season with Triple-A Albuquerque playing mostly in right field to start the season then moved to center field for most of August...homered in his first two games and three times in his first five games...hit safely in 16 straight, April 30-May 29, including three, two-hit games and three, three-hit games during that span...batted .381 (24-for-63) with three home runs and 13 rbi in 16 games in May...batted .358 (34-for-95) in 29 games in August...batted .298 (37-for-124) vs. left-handed pitching...went 24-for-31 in stolen base attempts...recalled by the Dodgers, September 1 and played in 10 games, going 0-for-5 and was primarily used as a pinch-runner and defensive replacement.

2008: Started the season with Triple-A Las Vegas...recalled by Los Angeles Dodgers, June 30 replacing Juan Pierre who was placed on the 15-day disabled list...appeared in four games (one start) and was optioned back to Las Vegas, July 4 when Andruw Jones returned from the 15-day disabled list...posted a 14-game hitting streak, June 1-15, batting .417 (25-for-60) during that span...earned the Dodger Pride Award for Las Vegas in August, after hitting .312 (29-for-93) with four homers and 11 rbi in 26 games...hit .356 (42-for-118) against lefties at Vegas and .258 (88-for-341) off righties...hit three first-inning leadoff homers: April 27 vs. Portland, June 14 at Salt Lake, and July 25 vs. Omaha...led Las Vegas in runs (89) and steals (20)...recalled on September 1 and was primarily used as a pinch-runner, pinch-hitter and defensive replacement for the Dodgers.

2007: Missed the entire season after suffering a torn left hamstring while attempting to catch a fly ball, March 22 during Spring Training...was batting .333 (9-for-27) with .419 on-base percentage, .519 slugging percentage, and one homer at the time of the injury...underwent surgery, March 28 to reattach his hamstring tendons.

2006: Began the season as the Dodger's fourth outfielder until going down with a severely sprained left ankle on May 9 against Houston...was injured crashing into the center field wall in an attempt to rob a home run...hit his first home run, April 10 at Pittsburgh and tied a career-high with four rbi...placed on the 15-day disabled list, May 11 and came off July 24, missing 67 games...was batting .304 (21-for-69) with three home runs, 12 rbi and eight stolen bases in 25 games at the time of the injury...played 40 games in center field, 13 in left field and 13 in right...underwent a surgical procedure to address plantar fasciitis in his foot, October 20.

2005: Made the Dodgers Opening Day roster for the first time in his career...optioned to Triple-A Las Vegas...recalled, June 3 and was on the Dodgers roster for the rest of the season...made his Major League debut, April 6 at San Francisco, with his first hit being an rbi-single in the

sixth inning, but the rbi was removed when it was ruled that Cesar Izturis had missed third base...first Major League home run, April 10 at Arizona off Oscar Villarreal...homered in his first at-bat at Dodger Stadium, April 12 vs. San Francisco...hit .304 (24-for-79) with 12 rbi in the month of July...tripled twice on September 26 vs. Pittsburgh, marking the first time a Dodger had accomplished that feat since Eric Anthony did it, May 18, 1997...played 58 games in center field, 24 in left field and 42 in right field for the Dodgers...ranked ninth among National League rookies in stolen bases (five) and tied for fourth in both triples (three) and outfield assists (seven).

2004: Started the season with Double-A Jacksonville...transferred to Triple-A Las Vegas and became their regular center fielder...combined to bat .303 with 13 homers, six triples, 37 doubles, 60 rbi and 81 runs scored in 121 games between Jacksonville and Las Vegas...the 37 doubles led the entire minor leagues...played in the Arizona Fall League with the Scottsdale Scorpions and tied for the league lead with eight homers in addition to batting .291...he was named the right fielder on the AFL's All-Prospect team.

2003: Spent the entire season with Double-A Jacksonville...batted .240 with 10 home runs, 14 doubles, five triples, 62 runs scored, 23 rbi and 21 stolen bases...played 72 games in left field, 39 in center field and two in right for the Suns.


2002: Played in 120 games for Single-A Vero Beach, mostly in center field after three minor league seasons as a shortstop...was selected to play in the Florida State League All-Star Game during a season in which he batted .282 with 29 doubles, 29 stolen bases, nine home runs, 53 rbi and 73 runs scored.

2001: Entered the season ranked as the Dodgers fourth-best prospect by *Baseball America*...played through a back injury for a majority of the season while playing in 88 games for Single-A Wilmington...the injury stemmed from a broken vertebrae on the right side of his back in 2000...doctors told him to play as hard as possible and dive as much as possible in order to break the vertebrae on the opposite side (left) of his back, which he did.

2000: Suffered a torn hamstring during extended Spring Training and was limited to just eight games for Single-A Yakima.

1999: Started his professional career with Rookie-level Great Falls, and was named a Pioneer League All-Star...tied for league lead with nine triples, which was also second-best among all short-season minor leaguers...led Great Falls in batting average (.304), home runs (eight) and rbi (32).

PROFESSIONAL: Los Angeles Dodgers first round (37th overall) supplemental pick in the June, 1999 First-Year Player Draft...signed by scout Hank Jones.

REPKO'S GAME HIGHS					
2011				CAREER	
Hits: 2, 8x, last 7/25 at Tex.	HR: 1, 2x, last 8/31 at CWS.			Hits: 4, 7/7/05 at Col.	HR: 1, 16x, last 8/31/11 at CWS.
RBI: 3, 6/5 at K.C.	Hit-Streak: 4, 6/16-26			RBI: 4, 2x, last 4/10/06 at Pit.	Hit-Streak: 6, 7/24-8/1/10
Grand Slams: --	SB: 2, 6/28 vs. LAD.			Grand Slams: --	SB: 2, 2x, last 6/28/11 vs. LAD.

REPKO'S PLAYING RECORD																			
YEAR	CLUB	AVG	G	AB	R	H	2B	3B	HR	RBI	SH	SF	HB	BB	SO	SB	CS	E	OBP
1999	Great Falls	.304	49	207	51	63	9	9	8	32	1	1	3	21	43	12	5	38	.375
2000	Yakima	.294	8	17	3	5	2	0	0	0	1	0	0	0	1	7	0	0	.333
2001	Wilmington	.220	88	337	36	74	17	4	4	32	6	3	3	15	68	17	8	26	.257
2002	Vero Beach	.272	120	470	73	128	29	5	9	53	8	2	8	25	92	29	13	7	.319
2003	Jacksonville	.240	119	416	62	100	14	5	10	23	9	3	6	42	89	21	8	5	.317
2004	Jacksonville	.291	46	189	26	55	11	2	6	19	2	1	2	13	43	10	5	3	.341
	Las Vegas	.311	75	302	55	94	26	4	7	41	2	1	3	18	57	13	5	2	.355
2005	Las Vegas	.387	8	31	6	12	0	0	3	6	1	0	0	0	4	1	0	0	.387
	LOS ANGELES (NL)	.221	129	276	43	61	15	3	8	30	2	0	7	16	80	5	0	6	.281
2006	Las Vegas	.276	9	29	2	8	2	0	0	2	0	0	2	3	6	1	0	1	.382
	LOS ANGELES (NL)	.254	69	130	21	33	5	1	3	16	2	0	3	15	24	10	4	2	.345
2007	LOS ANGELES (NL)	INJURED - DID NOT PLAY																	
2008	Las Vegas	.283	121	459	89	130	26	7	12	50	4	4	18	50	108	20	6	3	.373
	LOS ANGELES (NL)	.167	22	18	0	3	1	0	0	0	0	0	0	2	9	1	0	0	.250
2009	Albuquerque	.277	110	393	70	109	20	4	16	47	2	5	5	28	81	24	7	1	.329
	LOS ANGELES (NL)	.000	10	5	1	0	0	0	0	0	1	0	1	1	0	2	1	0	.143
2010	Rochester	.281	60	228	38	64	8	2	6	28	2	1	2	30	49	10	3	0	.368
	MINNESOTA	.228	58	127	19	29	6	0	3	9	1	0	5	13	38	3	2	0	.324
2011	Rochester	.216	10	37	4	8	1	0	2	5	0	1	0	6	11	2	0	1	.318
	MINNESOTA	.226	67	133	21	30	2	0	2	11	3	0	2	6	38	7	2	1	.270
Minor League Totals		.273	823	3115	515	850	165	42	83	339	37	22	52	252	658	160	60	89	.335
American League Totals		.227	125	260	40	59	8	0	5	20	4	0	7	19	76	10	4	1	.297
National League Totals		.226	230	429	65	97	21	4	11	47	4	1	11	33	115	17	4	8	.305
Major League Totals		.226	355	689	105	156	29	4	16	67	8	1	18	52	191	27	8	9	.297

REPKO'S FIELDING RECORD									
POSITION	PCT	G	PO	A	E	TC	DP	PB	
Outfield	.981	309	438	18	9	465	6	—	

REPKO'S DIVISION SERIES RECORD																			
YEAR	OPPONENT	AVG	G	AB	R	H	2B	3B	HR	RBI	SH	SF	HB	BB	SO	SB	CS	E	OBP
2006	New York (NL)	.000	1	0	0	0	0	0	0	0	0	0	0	0	0	0	0	0	.000
2010	New York (AL)	.000	1	0	0	0	0	0	0	0	0	0	0	0	0	0	0	0	.000
Division Series Totals		.000	2	0	0	0	0	0	0	0	0	0	0	0	0	0	0	0	.000

BEN REVERE

OUTFIELDER

Height: 5-9

Bats: L

Born: 5/3/88 in Atlanta, GA

Resides: Lexington, KY

Acquired: 1st round (28th overall), 2007 First-Year Player Draft

M.L. Service: 167 days

Contract Status: Signed thru 2011

Weight: 170

Throws: R



PERSONAL: Ben Daniel Revere...2007 graduate of Lexington Catholic (KY) High School...named 2006-2007 Gatorade Kentucky Baseball Player of the Year, 2007 Mr. Baseball for Kentucky and named to the USA Today All-USA Today high school baseball team his senior season...led Lexington Catholic to the state title and named MVP his junior year (2006).

2011:

- Started the season with Triple-A Rochester...played in 23 games for the Red Wings, batting .293 (27-for-92).
- Recalled by Minnesota when Jason Repko was placed on the 15-day disabled list, May 4.
- Batted .242 (8-for-33) in 15 games for the Twins before being optioned back to Triple-A Rochester, May 22.
- Batted .325 (13-for-40) in nine games for the Red Wings...recalled by Minnesota again along with infielder Luke Hughes as the Twins placed Jason Kubel and Jim Thome on the 15-day disabled list, June 2.
- Recorded his first career three-hit game, June 8 at Cleveland.
- Ranked first among all rookies in baseball in June in hits (30), runs scored (14) and stolen bases (seven)...named Co-American League Rookie of the Month in June along with Oakland's Jemile Weeks...finished the month with a .294 batting average (30-for-102) with four doubles, one triple, nine rbi, 14 runs and seven stolen bases in 25 games...he posted a .333 on-base percentage and recorded 11 multi-hit games.
- Stole six bases in a nine-game span (6-for-6), July 23-August 3.
- Hit safely in 14 of 15 games, August 15-29, including a 10-game hitting streak, August 20-29...reached base safely in 15 straight games via hit or walk, August 20-September 5 (Game 1).
- Posted a career-high 13-game hitting streak, September 13-25, which was the longest hitting streak for a Twins rookie since Luis Rivas had a 14-game hitting streak, September 4-27, 2001...the 13-game hitting streak marked the fifth-longest in baseball for a rookie and third-longest in the American League.
- Had three stolen bases, September 14 at Kansas City...second Twin during the season to steal three bases in a game (Cuddyer, June 15).
- Stole his 31st base of the season, tying Luis Rivas for first on the Twins All-Time rookie steals list, September 19 at New York (AL)...passed Rivas and moved into sole possession of first place two innings later that same game, September 19.
- Set a career-high with four hits, going 4-for-5, September 20 vs. Seattle.
- His 33 hits in September were tied for third-most in baseball for rookies and second-most in the American League (Eric Hosmer - 37).
- Among Major League rookies in 2011, he finished first in stolen bases, was tied for fifth in triples, seventh in hits and runs scored and tied for 11th in walks.
- His 34 stolen bases were the most in baseball for a rookie since Boston's Jacoby Ellsbury stole 50 in 2008.
- His .305 road batting average was third-highest among rookies in Twins history with a minimum of 200 plate appearances.
- Had surgery on his left knee to remove loose cartilage, September 30.


2010: Started the season with Double-A New Britain...batted .336 (40-for-119) with 12 stolen bases, 15 rbi and 15 runs scored in 30 games in May...named Twins Minor League Player of the Week, for the week ending May 28, batting .394 (13-for-33) with two doubles, two rbi and four runs scored in eight games for the Rock Cats...was named Eastern League Player of the Week, May 23, batting .538 (14-for-26) with two doubles, one triple, four runs scored, three rbi, five walks and five stolen bases while posting a .692 slugging percentage in six games...named Twins Minor League Player of the Month for May, after hitting .336 (40-for-119) with six doubles, one home run, 15 rbi, 15 runs and 13 walks in 30 games...selected to the Eastern League mid-season and post-season All-Star teams...appeared in the mid-season All-Star game as a reserve, playing center field, going 0-for-2 with one rbi...played in the XM All-Star Future's game in Los Angeles (AL), July 11, entering the game as a pinch-hitter for the U.S. team, going 0-for-3, while also playing right field...placed on the disabled list, August 4, after being struck in the face by a pitch and suffered a broken orbital bone under his right eye...finished third in the Eastern League in batting average and stolen bases...had contract selected by Minnesota, September 5...made his Major League debut, pinch-hitting for Denard Span, September 7 vs. Kansas City, faced Jesse Chavez and struck out on four pitches, then stayed in the game and played center field for 2.0 innings, recording one putout...recorded his first Major League rbi, driving in the Twins first run with a ground out in the fifth inning, September 18 vs. Oakland...singled off Bobby Cramer for first Major League hit, September 19 vs. Oakland...finished the game 2-for-4 with two singles after beginning his career 0-for-9 with a walk until his first hit...appeared in 13 games for the Twins, making six starts (four in center field, one in left field and one in right field)...played in the Arizona Fall League with Peoria, batting .295 (33-for-112) with 20 runs scored and a league-leading 13 stolen bases in 28 games...named to AFL's Rising Stars Team...ranked fifth-best prospect, best hitter for average and fastest baserunner in the Twins system by *Baseball America*, entering the 2011 season...named to minorleaguebaseball.com's 2010 Twins organizational All-Star team.

2009: Spent entire season at Single-A Ft. Myers...named Florida State League Player of the Week, May 11...batted .388 (38-for-98) with 10 rbi and 17 runs scored in 26 games in May...hit safely in 88 of 121 games for the Miracle...collected 45 multi-hit games, including 12 three-hit games and stole 45 bases...named to the 2009 Florida State League Postseason All-Star team...played in the 2009 Florida State League All-Star Game...batted .333 (41-for-123) vs. left-handers and .303 (104-for-343) vs. right-handers...did not commit an error all season in 225 total chances in center field and left field...ranked the eighth-best prospect in the Florida State League by *Baseball America*...was the recipient of the Sherry Robertson Award for the second consecutive year, given to the Twins' Minor League Player of the Year...ranked as the best hitter for average, fastest baserunner and fifth-best prospect in the Twins organization by *Baseball America*, entering the 2010 season.

2008: Spent entire season at Single-A Beloit...batted .406 (13-for-32) with six runs scored, two doubles and five stolen bases to earn Twins' Minor League Player of the Week, May 9-16...hit his first professional home run, May 23 vs. Burlington...batted .433 (52-for-120) with 21 runs scored, 18 rbi and 11 doubles to earn Twins' Minor League Player of the Month for May...21 of his first 31 games were multi-hit efforts (April 28-May 31)...had 22-game hitting-streak, May 30-July 1...batted .400 (28-for-70) in 18 games in June...hit safely in 71 of 83 games on the season...had 41 multi-hit games, including 16 three-hit games and one four-hit game (July 21 vs. Wisconsin)...batted .397 (29-for-73) vs. left-handers and .375 (100-for-267) vs. right-handers...led the Twins organization in stolen bases...led club in hits, doubles and triples...ranked second in the Midwest League in stolen bases...selected to the Midwest League All-Star team...was named Low Class-A All-Star by *Baseball America*...ranked fourth-best prospect in the Midwest League by *Baseball America*...Midwest League Postseason All-Star...Midwest League Most Valuable Player...Midwest League Prospect of the Year...was the recipient of the Sherry Robertson Award, given to the Twins' Minor League Player of the Year, voted on by the Twin Cities Baseball Writers Association...ranked the second-best prospect in the Twins organization by *Baseball America*, heading into the 2009 season.

2007: Spent his entire first professional season with GCL Twins...batted .310-or-higher in each month (June, July, August)...batted .348 (8-for-23) with four runs scored and six rbi as the Twins' Minor League Player of the Week, August 24-30...played 49 of his 50 games in center field...batted .404 (19-for-47) vs. left-handers and .299 (43-for-144) vs. right-handers...led the league in runs and triples and was second in stolen bases...led the club in batting average and slugging percentage...named to the Gulf Coast League All-Star team...ranked the sixth-best prospect in the Twins organization by *Baseball America*, entering the 2008 season.

PROFESSIONAL: Signed by scout Billy Corrigan.

REVERE'S GAME HIGHS									
2011					CAREER				
Hits: 4, 9/20 vs. Sea.	HR: --		Hits: 4, 9/20/11 vs. Sea.	HR: --					
RBI: 2, 7x, last 9/25 at Cle.	Hit-Streak: 13, 9/13-25 at Cle.		RBI: 2, 7x, last 9/25/11 at Cle.	Hit-Streak: 13, 9/13-25/11 at Cle.					
Grand Slams: --	SB: 3, 9/14 at K.C.		Grand Slams: --	SB: 3, 9/14/11 at K.C.					

REVERE'S PLAYING RECORD																		
YEAR	CLUB	AVG	G	AB	R	H	2B	3B	HR	RBI	SH	SF	HB	BB	SO	SB	CS	E OBP
2007	GCL Twins	.325	50	191	46	62	6	10	0	29	2	2	8	13	20	21	9	2 .388
2008	Beloit	.379	83	340	51	129	17	10	1	43	2	0	5	27	31	44	13	10 .433
2009	Ft. Myers	.311	121	466	75	145	13	4	2	48	1	3	7	40	34	45	17	0 .372
2010	New Britain	.305	94	361	44	110	10	4	1	23	2	3	8	32	41	36	13	4 .371
	MINNESOTA	.179	13	28	1	5	0	0	0	2	0	0	0	2	5	0	1	1 .233
2011	Rochester	.303	32	132	15	40	3	1	1	9	2	0	1	6	11	8	2	3 .338
	MINNESOTA	.267	117	450	56	120	9	5	0	30	3	0	2	26	41	34	9	7 .310
Minor League Totals		.326	380	1490	231	486	49	29	5	152	9	8	29	118	137	154	54	19 .385
Major League Totals		.262	130	478	57	125	9	5	0	32	3	0	2	28	46	34	10	8 .305

REVERE'S FIELDING RECORD									
POSITION	PCT	G	PO	A	E	TC	DP	PB	
Outfield	.975	117	303	3	8	314	0	—	

RENE RIVERA

CATCHER

Height: 5-10

Bats: R

Born: 7/31/83 in Bayamon, PR

Resides: Bayamon, PR

Acquired: Signed as free agent, 12/16/10

M.L. Service: 1 year, 169 days

Contract Status: Signed thru 2011

Weight: 230

Throws: R



32

PERSONAL: Rene Rivera (pronounced ruh-NAY)...2001 graduate from Papa Juan Pablo XXII High School in Bayamon, PR...named the Most Valuable Player of the Excellence Tournament held in Puerto Rico in 2001.

2011:

- Was a spring training invite...reassigned to Minor League camp, March 30.
- Started the season with Triple-A Rochester...played in 13 games for the Red Wings and had his contract selected by Minnesota as the Twins optioned Dusty Hughes, May 6.
- Recorded his first hit as a Twin, May 14 vs. Toronto...his first Major League hit since September, 26, 2006 vs. Oakland, as a member of the Seattle Mariners.
- Hit his first home run with the Twins, May 19 at Oakland.
- Optioned to Triple-A Rochester, July 10...batted .333 (15-for-45) with five doubles, three home runs and 13 rbi in 12 July games.
- Went 4-for-5 with two home runs, a double, three rbi and three runs scored, July 23 at Indianapolis.
- Recalled by Minnesota, August 28...played in 18 games for the Twins to finish the season.
- Set a single season career-high, playing in his 36th game, September 13 at Kansas City...set a career-high for at-bats with his 100th of the season, September 24 at Cleveland.
- Outrighted to Triple-A Rochester, October 14.

2010: Spent the season in the Yankees organization after signing as a minor league free agent, May 21...reported to Triple-A Scranton/Wilkes-Barre...hit safely in eight consecutive games, May 27-June 12...transferred to Double-A Trenton, July 5...batted .319 (30-for-94) with 10 doubles, five home runs and 17 rbi in 25 games for the Thunder...collected 10 multi-hit games...batted .368 (14-for-38) with four doubles, three home runs, nine rbi and seven runs scored in 10 August games...played in the Puerto Rican Winter League with Senadores de San Juan, batting .200 (16-for-80) in 25 games.

2009: Spent the season with Triple-A Buffalo after signing as a minor league free agent with New York (NL), November 20, 2008...hit safely in 13 of 15 games, July 22-August 14...hit five home runs and recorded 16 rbi in 19 August games...played 63 games at catcher for the Bisons and three games at third base...became a free agent, November 9...played in the Puerto Rican Winter League with Lobos de Arecibo, batting .241 (14-for-58) with three doubles, two triples, two home runs, eight rbi and 11 runs scored in 18 games.

2008: Began the season with Double-A Jacksonville, after signing with the Dodgers' organization, November 19, 2007...played in 38 games for the Suns...promoted to Triple-A Las Vegas, June 2...batted .311 (14-for-45) in 16 July games...played with Lobos de Arecibo in the Venezuelan Winter League, batting .269 (28-for-104) with 10 doubles, five home runs, 17 rbi and 14 runs scored in 33 games.

2007: Spent the season with Double-A West Tenn...had season-high five rbi, May 21 at Huntsville...had an rbi in six consecutive games, July 12-23...hit safely in nine of his final 12 games.

2006: Spent the season with Seattle...homered in his first at-bat, June 17 at Baltimore...caught two complete games: June 11 (Felix Hernandez) and June 17 (Gil Meche)...recorded his first career stolen base, September 3 at Tampa Bay...ranked third in the Majors and first in the American League with a 3.62 catcher's ERA among catchers with 25-or-more games caught...six of his 15 hits were for extra-bases (four doubles, two home runs).

2005: Began the season at Double-A San Antonio...recalled by Seattle, May 15 but did not appear in a game before being optioned to San Antonio, May 20...recalled May 30...made his first Major League start and singled off Chad Gaudin for first Major League hit, May 31 vs. Toronto...hit his first Major League home run (off Woody Williams), June 26 at San Diego...optioned to San Antonio, June 28...transferred to Tacoma, August 4...placed on the disabled list with right shoulder tendinitis, August 24-September 3...recalled, September 17 and hit .467 (7-for-15) in six games.

2004: Began the season with Single-A Inland Empire, playing in 107 games before being promoted to Triple-A Tacoma, September 1...recorded six hits in 15 at-bats for the Rainiers...had his contract selected by Seattle, September 15, and appeared in two games for the Mariners...made his first plate appearance, pinch-hitting for Dan Wilson, September 22 at Anaheim...recorded a career-high with 22 doubles...named to the California League All-Star team...played with Carolina in the Puerto Rican Winter League, batting .241 (19-for-79) in 26 games.

2003: Spent the season with Single-A Wisconsin...went 4-for-6 with two home runs, five rbi and three runs scored April 28 at Clinton...batted .314 (22-for-70) with 15 rbi in 19 April games...batted .347 (26-for-75) against left-handed pitching.

2002: Spent the season with Single-A Everett...batted .351 (13-for-37) in 11 June games...named to the Northwest League post-season All-Star team...played with Carolina in the Puerto Rican Winter League...participated in the Mariners Arizona Instructional League.

2001: Began his professional career with Single-A Everett in the Northwest League, batting .089 (4-for-45) with one double and two home runs...promoted to Single-A Peoria, July 28...batted .338 (24-for-71) in 21 games...played with Carolina in the Puerto Rican Winter League...participated in the Mariners Arizona Instructional League.

PROFESSIONAL: Seattle's 2nd round pick in the June, 2001 First-Year Player Draft...signed by scouts Pedro Grifol and Rafael Santo Domingo.

RIVERA'S GAME HIGHS

2011			CAREER	
Hits: 2, 2x, last 5/30 at Det.	HR: 1, 5/19 at Oak.		Hits: 3, 3x, last 9/25/05 at Det.	HR: 1, 4x, last 5/19/11 at Oak.
RBI: 1, 5x, last 8/28 vs. Det.	Hit-Streak: 4, 5/30-6/4		RBI: 3, 6/26/05 at S.D.	Hit-Streak: 5, 5/31-6/12/05
Grand Slams: --	SB: --		Grand Slams: --	SB: 1, 9/3/06 at T.B.

RIVERA'S PLAYING RECORD

YEAR	CLUB	AVG	G	AB	R	H	2B	3B	HR	RBI	SH	SF	HB	BB	SO	SB	CS	E	OBP
2001	Everett	.089	15	45	3	4	1	0	2	3	1	1	0	1	19	0	0	1	.106
	Peoria	.338	21	71	13	24	4	0	2	12	0	1	1	2	11	0	0	4	.360
2002	Everett	.242	62	227	29	55	18	1	1	26	1	3	9	16	38	5	2	7	.314
	Wisconsin	.275	116	407	39	112	19	0	9	54	1	5	7	38	81	2	2	11	.344
2004	Inland Empire	.235	107	379	41	89	22	1	6	53	4	4	9	28	70	0	1	7	.300
	Tacoma	.400	4	15	3	6	1	0	1	1	0	0	0	0	3	0	0	0	.400
	SEATTLE	.000	2	3	0	0	0	0	0	0	0	0	0	0	1	0	0	0	.000
2005	San Antonio	.278	57	212	20	59	14	1	2	21	1	0	1	7	35	1	0	4	.305
	Tacoma	.204	14	49	3	10	3	0	1	6	0	0	0	2	12	0	1	0	.235
	SEATTLE	.396	16	48	3	19	3	0	1	6	1	0	0	1	11	0	0	3	.408
2006	Tacoma	.667	1	3	1	2	1	0	0	0	0	0	0	0	0	0	0	0	.667
	SEATTLE	.152	35	99	8	15	4	0	2	4	3	0	1	3	29	1	0	3	.184
2007	West Tennessee	.214	91	323	29	69	16	0	5	40	3	2	4	24	86	1	2	6	.275
2008	Jacksonville	.231	38	134	13	31	5	0	5	18	1	1	1	11	32	0	0	3	.293
	Las Vegas	.271	37	118	12	32	7	0	4	12	0	1	1	11	20	0	1	2	.336
2009	Buffalo	.233	68	240	22	56	14	0	9	30	1	4	2	12	66	0	0	3	.271
2010	Trenton	.319	25	94	13	30	10	0	5	17	0	1	1	7	17	0	0	1	.369
	Scranton/WB	.250	19	68	3	17	3	0	2	11	0	1	0	1	17	0	0	0	.257
2011	Rochester	.268	43	149	15	40	12	0	5	24	3	1	2	11	27	0	0	3	.325
	MINNESOTA	.144	45	104	9	15	3	0	1	5	0	1	1	8	32	0	0	3	.211
Minor League Totals		.252	740	2616	269	659	156	3	66	347	16	25	39	177	547	9	9	56	.306
Major League Totals		.193	98	254	20	49	10	0	4	15	4	1	2	12	73	1	0	9	.234

RIVERA'S FIELDING RECORD

POSITION	PCT	G	PO	A	E	TC	DP	PB
Catcher	.984	96	524	34	9	567	6	10

ANTHONY SLAMA

RIGHT-HANDED PITCHER

39

Height: 6-3

Bats: R

Born: 1/6/84 in Orange, CA

Resides: Garden Grove, CA

Acquired: 39th round, 2006 First-Year Player Draft

M.L. Service: 31 days

Contract Status: Signed thru 2011

Weight: 201

Throws: R



PERSONAL: Anthony Thomas Slama (pronounced SLAM-uh)...2002 graduate of Master Dei (CA) High School...attended the University of San Diego, majoring in sociology...played two seasons at Santa Ana Community College prior to USD.

2011:

- Started the season with Triple-A Rochester...did not pitch for the Red Wings before being placed on the 7-day disabled list with a right elbow strain, April 7...reinstated, April 14.
- Pitched in 16 games for the Red Wings, going 2-1, 3.70 (24.1 ip, 10 er) before being recalled by Minnesota, May 31.
- Pitched in just two games for the Twins, tossing 2.1 scoreless innings with no hits allowed and three strikeouts...optioned back to Triple-A Rochester, June 6.
- Pitched in 11 games for the Red Wings, allowing just two runs on eight hits in 12.2 innings pitched before being placed on the 7-day with a right flexor mass strain, July 5...did not pitch again in 2011.
- Outrighted to Triple-A Rochester, October 14.

2010: Started the season with Triple-A Rochester...did not allow a run in 11 consecutive appearances (12.1 ip), April 14-May 1...Named to the International League roster for the Triple-A All-Star game, earning the win after working 1.0 scoreless inning, with one strikeout...Played in the XM All-Star Future's game and earned the win, tossing 1.0 scoreless inning for the U.S. Team, July 11 at Los Angeles (AL)...Posted a 1.39 ERA (45.1 ip, 7 er) with 15 saves in April, May and June combined (37 games)...42 of his 54 appearances for the Red Wings were scoreless...converted each of his last 13 save opportunities, April 26-July 16...Did not allow a run in 14 consecutive appearances (18.1 ip), allowing just seven hits, June 5-July 9...Had his contract selected by Minnesota, July 20...Twins optioned Alex Burnett to Triple-A and transferred Clay Condrey to the 60-day DL...Made his Major League debut, pitching a scoreless ninth inning with two strikeouts and one hit allowed, July 21 vs. Cleveland...Made four more appearances for the Twins, allowing two runs on three hits in 1.0 inning and suffering the loss, July 23 at Baltimore...optioned back to Rochester, August 8, and made five appearances for the Red Wings...Recalled August 22, but did not pitch before being optioned to Rochester, August 26...Named to minorleaguebaseball.com's 2010 Twins organizational All-Star team.

2009: Began season at Double-A New Britain...converted 14 consecutive save opportunities, May 16-July 10...named Twins' Minor League Pitcher of the Week, July 10, after recording three saves, allowing two runs in 8.0 innings while striking out 12...led Eastern League in saves...named to Eastern League Postseason All-Star team...named 2009 Double-A All-Star by *Baseball America*...promoted to Triple-A Rochester, August 12...earned his first Triple-A save, August 20 at Pawtucket...allowed runs in just two of his 11 appearances with the Red Wings...struck out four batters in 1.0 inning, September 1 at Buffalo...held right-handed batters to a combined .137 (22-for-161) batting average.

2008: Spent entire season at Single-A Ft. Myers...picked up his first save, April 11 vs. Dunedin...led club in ERA and strikeouts...went 0-0 with two saves, eight strikeouts and one hit in 3.1 innings to earn Twins' Minor League Pitcher of the Week, May 23-30...went 1-0, with five saves, 18 strikeouts and an opponent batting average of .193 to earn Twins' Minor League Pitcher of the Month for May...ranked fourth in the Florida State League in saves...selected to the Florida State League All-Star Game...selected to the High Class-A All-Star team by *Baseball America*...Florida State League Postseason All-Star...played for the Phoenix Desert Dogs in the Arizona Fall League...Jim Rantz Award winner for the Twins' Minor League Pitcher of the Year.

2007: Began his professional career at Rookie-Level Elizabethton...made his first professional appearance, June 20 at Kingsport, earning the save with 1.0 scoreless inning of relief, striking out two...went 4-for-4 in save opportunities and allowed two runs on two hits in 7.1 innings at E-Town...transferred to Beloit, July 11...first professional win, July 23 vs. Great Lakes...19 of his 21 appearances with the Snappers were scoreless, including his final 10 games...went 11-for-12 in save opportunities, converting each of his last 11...struck out five batters in 2.0 innings, August 26 at Peoria.

AMATEUR CAREER: Played two seasons at Santa Ana Community College...as a sophomore, he posted a team-leading 2.51 ERA with a record of 4-4 and 18 strikeouts in 46.2 innings...prior to transferring to the University of San Diego...made 25 appearances (two starts) in his junior season, posting a record of 2-0 with a 6.18 ERA.

PROFESSIONAL: Signed by scout John Leavitt.

SLAMA'S GAME HIGHS

2011				CAREER			
IP: 1.1, 5/31 at Det.	Walks: 1, 2x, last 6/4 at K.C.			IP: 1.1, 2x, last 5/31/11 at Det.	Walks: 2, 2x, last 8/2/10 at T.B.		
SO: 2, 5/31 at Det.	CG: - -			SO: 2, 3x, last 5/31/11 at Det.	CG: - -		
Win-Streak: - -	Low-Hit: - -			Win-Streak: - -	Low-Hit: - -		

SLAMA'S PITCHING RECORD

YEAR	CLUB	W-L	ERA	G	GS	CG	SH	SV	IP	H	R	ER	HR	HB	BB	SO	WP	BK	BAA
2007	Elizabethton	0- 0	2.45	6	0	0	0	4	7.1	2	2	2	0	0	1	10	2	0	.091
	Beloit	1- 1	1.48	21	0	0	0	10	24.1	15	4	4	0	1	9	39	3	0	.172
2008	Ft. Myers	4- 1	1.01	51	0	0	0	25	71.0	43	12	8	0	3	24	110	3	0	.173
2009	New Britain	4- 2	2.48	51	0	0	0	25	65.1	46	18	18	5	2	32	93	3	1	.201
	Rochester	0- 2	3.45	11	0	0	0	4	15.2	11	6	6	0	0	8	19	2	0	.212
2010	Rochester	2- 2	2.20	54	0	0	0	17	65.1	41	16	16	5	1	32	74	2	0	.178
	MINNESOTA	0- 1	7.71	5	0	0	0	0	4.2	6	4	4	1	0	5	5	1	0	.300
2011	Rochester	3- 2	2.92	27	0	0	0	1	37.0	27	15	12	4	3	16	42	3	0	.201
	MINNESOTA	0- 0	0.00	2	0	0	0	0	2.1	0	0	0	0	0	2	3	1	0	.000
Minor League Totals		14-10	2.08	221	0	0	0	86	286.0	185	73	66	14	10	122	387	18	1	.184
Major League Totals		0- 1	5.14	7	0	0	0	0	7.0	6	4	4	1	0	7	8	2	0	.222

SLAMA'S FIELDING RECORD

POSITION	PCT	G	PO	A	E	TC	DP	PB
Pitcher	.000	7	0	0	1	1	0	—

SLAMA'S DAY-BY-DAY

Date	Opp.	Score	Dec.	IP	H	R	ER	HR	BB	SO	Left Game or IR/IRS
5/31	@Det.	7-8	ND	1.1	0	0	0	0	1	2	1/0
MAY TOTALS				0-0	1.1	0	0	0	1	2	0.00 ERA
6/4	@K.C.	7-2	ND	1.0	0	0	0	0	1	1	0/0
JUNE TOTALS				0-0	1.0	0	0	0	1	1	0.00 ERA
PRE-ASG TOTALS				0-0	2.1	0	0	0	2	3	0.00 ERA
SEASON TOTALS				0-0	2.1	0	0	0	2	3	0.00 ERA

KEVIN SLOWEY

RIGHT-HANDED PITCHER

Height: 6-3

Bats: R

Born: 5/4/84 in Conroe, TX

Resides: Pittsburgh, PA

Acquired: 2nd round, 2005 First-Year Player Draft

M.L. Service: 4 years, 53 days

Contract Status: Signed thru 2011

Weight: 203

Throws: R



59

PERSONAL: Kevin Michael Slowey...2002 graduate of Upper St. Clair High School...attended Winthrop University where he was named Big South Conference Men's Scholar-Athlete of the Year, American Baseball Association First Team All-American, Second-Team All-American selection by Collegiate Baseball and Third Team honoree by Baseball America in 2005.

2011:

- Started the season in the Twins bullpen and made six appearances, going 0-0, 4.91 (14.2 ip, 8 er) with one walk and seven strikeouts.
- Placed on the 15-day disabled list with an abdominal strain, May 25.
- Made four rehab starts with Single-A Ft. Myers, April 23-June 30...made four rehab starts with Triple-A Rochester, July 5-20...returned from rehab assignment, reinstated from disabled list and optioned to Rochester, July 22.
- Recalled from Triple-A Rochester, August 11.
- Made the start, August 14 at Cleveland but the game was postponed due to rain after the second inning...made his first official start, August 19 vs. New York (AL), allowing six runs on nine hits in 5.2 innings with one walk and four strikeouts as he suffered the loss.
- Pitched 5.2 innings no-hit innings before allowing five runs in the outing (6.2 innings), September 21 vs. Seattle...according to the Elias Sports Bureau, he became the third Twins pitcher in the last 45 years to allow at least five runs after pitching at least 5.0 no-hit innings...the others were Ray Corbin (July 7, 1974), Scott Erickson (June 7, 1995) and Scott Baker (May 3, 2009).
- Lost eight straight starts, August 19-September 26, becoming the first Twin to lose eight straight in a single season since Boof Bonser, June 16-August 18, 2007...according to the Elias Sports Bureau, he also became the first pitcher to make at least eight straight starts and lose each since St. Louis Browns pitcher, Lou Sleater went 0-8 in 1951.

2010: Started the season as the Twins' fourth starter and made his first start, allowing one run on seven hits in 5.1 innings with two walks and three strikeouts, earning his first win, April 8 at Los Angeles (AL)...started the second regular season game at Target Field, April 14 vs. Boston...pitched 8.0 shutout innings, with no walks and five strikeouts, recording his 10th victory of the season, July 31 vs. Seattle...missed a start in early August and was pushed back in the rotation five days due to right elbow soreness...pitched 7.0 no-hit innings, with three walks and one hit-batter, August 15 vs. Oakland...he became the first pitcher to be removed from a game in the eighth inning-or-later with a no-hitter intact and his team in the lead Since September 2, 1996, when the Yankees' David Cone was replaced by Mariano Rivera after 7.0 no-hit innings...placed on the 15-day disabled list with a strained right biceps, August 22...returned from disabled list after missing 18 games, September 6...tied his career-high for wins in a season, September 12 at Cleveland...set a new career-high for wins in a season by winning his 13th game, September 18 vs. Oakland, passing his previous career-high of 12 wins, set in 2008...went 5-1, 1.85 (43.2 ip, 9 er) with 31 strikeouts in seven starts against American League West division opponents.

2009: Made the Twins Opening Day roster as the Twins number three starter...went 4-0 in his first five starts (April 8-May 1) before losing on May 6 at Baltimore in a rain-shortened 5.2-inning game...tossed 8.0 innings, allowing one run on eight hits, April 25 at Cleveland (win)...went 4-0 in five starts, posting an ERA of 2.41 (33.2 ip, 9 er), May 12-June 6...earned his ninth win and struck out 10 batters, June 12 at Chicago (NL), in the Twins' 63rd game of the season...according to the Elias Sports Bureau, it was the fewest team games to nine wins for a Twins pitcher since 1991, when Scott Erickson won his ninth game in the team's 55th game...earned his 10th win on June 19 vs. Houston, becoming the second pitcher in baseball (Roy Halladay) to get 10 victories...tossed back-to-back 3.0-inning outings, allowing 11 earned runs combined, June 27-July 3 before landing on the 15-day disabled list, July 4 with a strained right wrist...had season-ending surgery, August 4 to remove bone chips from his right wrist...was tied with four other pitchers for the Major League lead in wins at the time of his injury...still finished his season with the third-highest winning percentage (.769) in the Majors (minimum of 15 starts)...tossed 6.0-plus innings in 10 of his 16 starts and 7.0-plus in four starts.

2008: Placed on 15-day disabled list with strained right biceps (retro to April 4), April 12...began rehab assignment at Ft. Myers, April 20...transfer of rehab assignment to Rochester, May 1...reinstated from rehab assignment and activated from disabled list, May 7...tossed first career complete game, allowing one run on six hits with no walks and six strikeouts, May 29 at Kansas City...tossed second career complete game and first career shutout, allowing three hits with eight strikeouts, June 29 vs. Milwaukee...third career complete game and second career shutout, July 28 vs. Chicago (AL)...went 94 consecutive batters without issuing a walk, July 28-August 13...did not allow a first inning run in any of his first 18 starts, setting a club record previously held by Camilo Pascual, who did not allow a first-inning run in any of his first 17 starts in 1963...issued just four walks in 55.2 innings from August 8-September 15...set a career-high with 12 strikeouts, August 19 vs. Oakland as well as a 10 strikeout performance, August 29 at Oakland...finished 7-4, 3.38 (74.2 ip, 28 er) in 12 home starts while 5-7, 4.52 (85.2 ip, 43 er) in 15 road starts...held lefties to a .277 (79-for-285) batting average with 13 home runs, while righties hit .246 (82-for-334) with nine home runs...13 of his 27 starts were quality starts...led the Majors in fewest walks issued with 24 (minimum of 20 starts)...his 1.35 walks-per-nine innings ratio was the lowest in baseball among pitchers with at least 150.0 innings pitched...his 5.13 strikeout to walk ratio was third-best to Roy Halladay's 5.28 and Dan Haren's 5.15...did not pitch a batter in 12 of his 27 starts and walked one-or-less in 20 of 27.

2007: Began season at Triple-A Rochester...was named Twins' Minor League Player of the Week, May 20-26, after going 2-0, 1.80 (15.0 ip, 3 er) with 13 strikeouts and two walks...had his contract selected, June 1 and made first career start and Major League debut that night at Oakland...went 6-11 innings allowing one run on five hits in a no-decision...recorded first career win, June 6 at Los Angeles (AL)...was optioned back to Rochester, July 5...was named the International League Most Valuable Pitcher after posting a league-best 1.89 ERA (133.2 ip, 28 er)...was named

an IL Postseason All-Star after going 10-5 while walking just 18 batters and striking out 107 in 133.2 innings pitched...recalled from Rochester, September 3...was named the 2007 Twins Minor League Pitcher of the Year (Jim Rantz Award)...led all of minor league baseball with five complete games...his 1.89 ERA was 12th in all of minor league baseball...ranked best pitching prospect and best control in International League by *Baseball America*...was named to Triple-A All-Star Team and ranked the 18th-best overall prospect in the International League by *Baseball America*.

2006: Began the season at Single-A Ft. Myers...named Florida State League Pitcher of the Week, April 24-30...was named the Florida State League Pitcher of the Week for the second time, June 5-11...made the start for the West Team in the Florida State League All-Star Game and tossed 1.0 inning striking out all three batters he faced...earned a promotion to Double-A New Britain on June 27...participated in the Arizona Fall League, appearing in eight games (3 starts)...posted a 2.37 ERA (19.0 ip, 5 er) and walked just two batters...rated 10th-best prospect in Florida State League and High-A Postseason All-Star and Second-Team Minor League All-Star by *Baseball America*...ranked best control pitcher in Florida State League by *Baseball America*...ranked third-best prospect in the Twins' organization by *Baseball America*, entering the 2007 season.

2005: Began season at Elizabethton, but pitched in just four games before being promoted to Beloit, July 1...Midwest League Pitcher of the Week, August 1-7...named Twins' Minor League Player of the Week, August 12-19...Twins' Minor League Pitcher of the Month for August after going 3-1 with a 1.85 ERA and 38 strikeouts.

PROFESSIONAL: Signed by scout Ricky Taylor.

SLOWEY'S GAME HIGHS											
2011						CAREER					
IP: 7.0, 2x, last 9/4 at LAA.			Walks: 2, 8/29 at CWS.			IP: 9.0, 3x, last 7/28/08 vs. CWS.			Walks: 4, 3x, last 4/14/10 vs. Bos.		
SO: 6, 9/21 vs. Sea.			CG: - -			SO: 12, 8/19/08 vs. Oak.			CG: 3, last 7/28/08 CWS.		
Win-Streak: - -			Low-Hit: - -			Win-Streak: 4, 6x, last 6/30-8/15/10			Low-Hit: 3, 6/29/08 vs. Mil.		

SLOWEY'S PITCHING RECORD																							
YEAR	CLUB	W-L	ERA	G	GS	CG	SH	SV	IP	H	R	ER	HR	HB	BB	SO	WP	BK	BAA				
2005	Elizabethton	0-0	1.17	4	0	0	0	1	7.2	2	1	1	1	0	0	15	0	0	.080				
	Beloit	3-2	2.24	13	9	1	1	0	64.1	42	18	16	4	2	8	69	0	0	.183				
2006	Ft. Myers	4-2	1.01	14	14	0	0	0	89.1	52	19	10	2	4	9	99	0	0	.164				
	New Britain	4-3	3.19	9	9	1	0	0	59.1	50	23	21	6	2	13	52	0	0	.223				
2007	Rochester	10-5	1.89	20	20	5	1	0	133.2	110	31	28	4	3	18	107	1	1	.223				
	MINNESOTA	4-1	4.73	13	11	0	0	0	66.2	82	39	35	16	0	11	47	3	0	.288				
2008	MINNESOTA	12-11	3.99	27	27	3	2	0	160.1	161	74	71	22	4	24	123	1	0	.260				
	Rochester	0-1	3.60	1	1	0	0	0	5.0	3	2	2	2	0	2	9	0	0	.167				
2009	Ft. Myers	0-0	1.13	2	2	0	0	0	8.0	1	1	1	1	0	2	10	0	0	.040				
	MINNESOTA	10-3	4.86	16	16	0	0	0	90.2	113	50	49	15	5	15	75	3	0	.309				
2010	MINNESOTA	13-6	4.45	30	28	0	0	0	155.2	172	80	77	21	4	29	116	3	0	.280				
	Ft. Myers	0-1	3.75	4	4	0	0	0	12.0	9	5	5	1	0	1	9	0	0	.205				
2011	Rochester	1-2	3.55	7	7	0	0	0	38.0	44	16	15	3	5	5	29	1	0	.288				
	MINNESOTA	0-8	6.67	14	8	0	0	0	59.1	78	44	44	10	3	5	34	0	0	.321				
Minor League Totals		22-16	2.13	74	66	7	2	1	417.1	313	116	99	24	16	58	399	2	1	.205				
Major League Totals		39-29	4.66	100	90	3	2	0	532.2	606	287	276	84	16	84	395	10	0	.285				

SLOWEY'S FIELDING RECORD								
POSITION	PCT	G	PO	A	E	TC	DP	PB
Pitcher	.961	100	30	43	3	76	1	—

SLOWEY'S BATTING RECORD													
BATTING	AVG	AB	R	H	2B	3B	HR	RBI	SH	SF	HB	BB	SO
Career	.154	13	1	2	1	0	0	2	2	0	0	0	3

Last Home Run: None

SLOWEY'S DAY-BY-DAY													
Date	Opp.	Score	Dec.	IP	H	R	ER	HR	BB	SO	Left Game or IR/IRS		
4/1	@Tor.	3-13	ND	1.0	1	0	0	0	0	1	0/0		
4/2	@Tor.	1-6	ND	1.2	0	0	0	0	0	1	2/2		
4/4	@NYY.	3-4	ND	1.0	0	0	0	0	0	1	0/0		
APRIL TOTALS				0-0	3.2	1	0	0	0	3	2.45 ERA		
5/7	@Bos.	0-4	ND	4.1	6	1	1	0	1	1	0/0		
5/15	Tor.	3-11	ND	6.0	5	4	4	2	0	3	2/2		
5/20	@Ari.	7-8	ND	0.2	3	2	2	0	0	0	0/0		
MAY TOTALS				0-0	11.0	14	7	2	1	4	5.73 ERA		
PRE-ASG TOTALS				0-0	14.2	19	8	8	2	7	4.91 ERA		
8/19	NYY.	1-8	L	5.2	9	6	6	2	1	4	Trailing 6-1		
8/24	Bal.	1-6	L	4.2	7	5	5	1	1	3	Trailing 5-1		
8/29	@CWS.	0-3	L	7.0	6	2	2	0	2	3	Trailing 2-0		
AUGUST TOTALS				0-3	17.1	22	13	13	3	10	6.75 ERA		
9/4	@LAA.	1-4	L	7.0	7	2	2	1	0	4	Trailing 2-1		
9/9	@Det.	4-8	L	4.0	7	6	6	2	0	2	Trailing 6-4		
9/16	Cle.	6-7	L	4.0	7	5	5	1	0	2	Trailing 4-0		
9/21	Sea.	4-5	L	6.2	6	5	5	0	0	6	Trailing 4-2		
9/26	K.C.	3-7	L	5.2	10	5	5	1	0	3	Trailing 5-3		
SEPTEMBER TOTALS				0-5	27.1	37	23	23	5	17	7.57 ERA		
POST-ASG TOTALS				0-8	44.2	59	36	36	8	27	7.25 ERA		
SEASON TOTALS				0-8	59.1	78	44	44	10	34	6.67 ERA		

DENARD SPAN

OUTFIELDER

Height: 6-0

Bats: L

Born: 2/27/84 in Washington, DC

Resides: Tampa, FL

Acquired: 1st round (20th overall), 2002 First-Year Player Draft

M.L. Service: 3 years, 111 days

Contract Status: Signed thru 2015

Weight: 208

Throws: L



PERSONAL: Keiunta Denard Span...2002 graduate of Tampa Catholic (FL) High School...played on 2001 state championship team...was a member of 2001 Junior Pan Am Games silver-medal winning U.S. team and was named to All-Tournament team.

2011:

- Made Twins Opening Day roster for third straight season...began season as the club's leadoff hitter and center fielder, Opening Day, April 1 at Toronto.
- Hit safely in 18 of his first 24 games, including his first home run of the season, April 3 at Toronto...had first four-hit game of season, April 13 vs. Kansas City.
- Hit safely in a season-high nine straight games, April 19-29.
- Batted in the third spot in the order for the first time in his career, June 6 at Cleveland...it was his first time in the starting lineup not in the leadoff spot since 2008.
- Reached base safely in 16 of 17 games, May 3-21...he drew a walk in seven consecutive games, May 7-14.
- Recorded back-to-back three-hit games, May 23 and 24 vs. Seattle.
- Placed on the 7-day disabled list June 9, after he suffered a concussion colliding into catcher Bryan Pena, June 3 at Kansas City...transferred to the 15-day disabled list, June 23.
- At the time of the collision (through games of June 3), he was batting .300 (68-for-227) — second on the team and had 19 multi-hit games in 55 games played.
- Played 10 games with Triple-A Rochester on rehab assignment...returned from rehab assignment and reinstated from disabled list, August 2.
- Played in nine games with the Twins upon his return, going 2-for-35 (.057 batting average)...placed back on the 15-day disabled list with migraine symptoms, August 18...reinstated, September 21 and played in five games, batting .278 (5-for-18) with two doubles, two triples and four runs scored to finish the season.

2010: Started the season as the Twins center fielder and leadoff hitter...was the first Twins batter to make a plate appearance at Target Field and first batter to draw a walk...four batters later he scored the first run in Target Field history, on a Michael Cuddyer single...set a career-high with four walks, April 14 vs. Boston...had season-high nine-game hit-streak, going .324 (12-for-37), April 15-24...committed just one error in his first 70 games (200 total chances), April 5-June 23...batted .353 (42-for-119) with six doubles, two triples, one home run, 10 rbi, 21 runs scored, nine walks and seven stolen bases in May (28 games), while his 21 runs scored were tied for ninth in the American League...hit his third career leadoff home run, June 25 at New York (NL)...tied a club and modern day record with three triples, June 29 vs. Detroit...his day included four hits, a walk and a season-high five rbi...he became the first player in the majors to have three triples in a game since 2002 (Rafael Furcal)...was successful in 18 consecutive stolen base attempts, April 9-July 24...stole his 20th base, giving him back-to-back 20-steal seasons, August 31 vs. Detroit...first Twin with consecutive 20-steal seasons since Torii Hunter in 2004 (21) and 2005 (23)...recorded his 10th triple of the season, tying his career-high (2009), September 20 vs. Cleveland...recorded four rbi, September 14 at Chicago (AL), marking his seventh career game with four-or-more rbi...batted .302 at home and .228 on the road...hit safely in 56 of 77 home games...Collected 49 multi-hit games...six three-hit games, and three four-hit games...his 86.7% stolen base percentage tied Matt Lawton (1999) for the fourth-highest for a single season in Twins history (minimum of 15 stolen bases)...led club in at-bats, was tied for second in games and walk, and third in hits and runs.

2009: Made the Twins Opening Day roster for the first time in his career, making the start in left field and leading off on Opening Day, April 6 vs. Seattle...hit his first home run of the season, April 8 vs. Seattle...finished April batting .321 (26-for-81) with a .391 on-base percentage...first four-hit game of the season, May 4 at Detroit...tied career-high with three walks, May 15 at New York (AL)...second four-hit game, May 27 vs. Boston...first career five-hit game, July 3 vs. Detroit...first career leadoff home run, July 12 vs. Chicago (AL)...collected nine hits in 11 at-bats, August 7-8 at Detroit (four-hit game on the 7th and five-hit game on the 8th)...hit safely in 14 of 15 games, batting .450 (27-for-60) with 10 multi-hit games, August 18-September 2...second career leadoff home run, September 11 vs. Oakland...played in 145 games for the Twins, 84 in center field, 74 in left field and 39 in right field, committing just five errors...his 10 triples were the most by a Twins player since Cristian Guzman had 14 in 2003...his 68 rbi ranked third among AL leadoff hitters...finished tied for first in the American League in triples, ninth in batting average, tied for 10th in multi-hit games (54), and 14th in hits and runs scored...his 12 sacrifice hits were tied for fourth in the AL...finished third in the majors with 40 infield hits...his .392 on-base percentage was the second-highest in club history for a leadoff hitter (minimum 550 at-bats)...hit .400 (6-for-15) with a double and an rbi in the AL Division Series vs. the Yankees...was given the Mike Augustin Award for best relations with the media, by the Twin Cities Chapter of the BBWAA.

2008: Began season at Triple-A Rochester and played in two games before being recalled April 5 when Michael Cuddyer dislocated a finger...made Major League debut, starting in right field, April 6 vs. Kansas City...singled off Javier Vazquez for first Major League hit, April 7 at Chicago (AL)...optioned to Triple-A Rochester April 24, where he hit .363 (41-for-113) with 23 runs scored, three home runs, 11 rbi and seven stolen bases in 29 games, including homers in three straight games from May 12-14...disabled with a fractured finger on his left hand, May 21-June 12...was hitting .340 at the time of his recall on June 30...hit safely in his first six games, June 30-July 7...first career four-hit game, July 10 at Detroit...moved from ninth in the lineup to the leadoff spot, July 22...hit first Major League home run off Mark Buehrle, July 28 at Chicago (AL)...

went 3-for-5 with a home run and first career four rbi game, August 22 at Los Angeles (AL)...hit safely in 13 of 16 games, going 22-for-70 (.314) with eight multi-hit games, August 27-September 13...recorded first career two-homer game and second career four-rbi game, September 13 at Baltimore (Game 1)...went 3-for-4 on September 25 vs. Chicago (AL), including a game-tying rbi-triple in the eighth, forcing extra-innings and an eventual 7-6 Twins win...his .296 batting average tied him with Kirby Puckett for sixth on the Twins' All-Time list for rookies, while his .386 on-base percentage ranked second behind Corey Koskie's .387 (minimum 300 at-bats)...additionally, he was tied for 12th in runs scored and 13th in walks on that same list...his .346 batting average with runners in scoring position placed him 10th in the American League behind teammate Justin Morneau...most games played by a Twins rookie (92) since Dustin Mohr (113 in 2002)...named to the Topps Major League Rookie All-Star team...winner of the Bill Boni Award, given to the Twins Most Outstanding Rookie.

2007: Spent entire season at Triple-A Rochester and appeared in a 139 games (all as the Red Wings centerfielder)...recorded his first multi-hit game going 2-for-3, April 9 vs. Norwich (31 multi-hit games on the season)...went 5-for-10 with three runs, three doubles, a triple and four rbi over two games, May 1-2...hit .421 (8-for-19) in five games, May 7-11...hit .290 (29-for-100) in 30 games in June...had a season-high four hits and matched a season-high with four rbi, August 27 vs. Pawtucket...hit .324 (33-for-102) with 16 runs and 13 rbi in August...hit safely in 23 of his final 32 games...had a .275 (99-for-360) batting average vs. right-handers while hitting .244 (31-for-127) vs. left-handers...18 of his 20 doubles came against right-handed pitchers...led all of minor league baseball with 21 sacrifice hits.

2006: Hit .520 (13-for-25) in his first six games, including a 4-for-5 effort on April 10 vs. Portland...hit .338 (27-for-80) in 20 games in April...went 4-for-5 on June 17 vs. Akron...played in Double-A All-Star Game, July 12 at Altoona...went 4-for-5 on July 15 vs. New Hampshire with two rbi and two doubles...hit safely in 19 of 20 games from August 8-27...season-high 10-game hit-streak from August 19-27, batting .421 (16-for-38) with four rbi and three stolen bases...collected 44 multi-hit games...finished in the top 10 in Twins organization in games played, at-bats, runs scored, hits and stolen bases...led the entire Twins minor leagues in plate appearances (536), hits (153) and runs scored (80).

2005: Season-high five hits, April 28 at Dunedin...disabled with strained left hamstring, April 30-May 7...season-high 13-game hit-streak, going 20-for-49 (.408), May 12-26...played in Florida State League All-Star Game, June 18 at Clearwater...promoted to New Britain, June 23...tied season-high three rbi, August 9 vs. Portland...was second among Twins' minor leaguers in batting and stolen bases...rated seventh-best prospect in Florida State League and 14th-best prospect in Eastern League by *Baseball America*...played for Grand Canyon in Arizona Fall League...named sixth-best prospect in the Twins' organization by *Baseball America*, entering the 2006 season.

2004: Season-high four hits and three rbi, May 8 vs. Ft. Wayne...disabled with broken right hamate bone, May 19-July 29...selected to Midwest League All-Star team but did not play...transferred to GCL Twins, July 29...promoted to Quad Cities, August 4...was third on club in stolen bases.

2003: Season-high nine-game hit-streak, going 12-for-31 (.387), July 30-August 8...tied season-high four hits, August 22 at Danville...tied for second on club in stolen bases...rated ninth-best prospect in Appalachian League by *Baseball America*...ranked seventh-best prospect in the Twins' organization by *Baseball America*, entering the 2004 season.

PROFESSIONAL: Signed by scout Brad Weitzel.

SPAN'S GAME HIGHS									
2011					CAREER				
Hits: 4, 4/13 vs K.C.	HR: 1, 2x, last 5/23 vs. Sea.				Hits: 5, 2x, 8/8/09 at Det.	HR: 2, 9/13/08 at Bal.			
RBI: 2, 3x, last 6/3 at K.C.	Hit-Streak: 9, 4/19-29				RBI: 6, 9/26/09 at K.C.	Hit-Streak: 10, 2x, 8/23-9/2/09			
Grand Slams: - -	SB: 1, 6x, last 8/6 vs. CWS.				Grand Slams: - -	SB: 2, 4x, last 5/25/10 vs. NYY.			



SPAN'S PLAYING RECORD																			
YEAR	CLUB	AVG	G	AB	R	H	2B	3B	HR	RBI	SH	SF	HB	BB	SO	SB	CS	E	OBP
2003	Elizabethton	.271	50	207	34	56	5	1	1	18	0	0	4	23	34	14	5	2	.355
2004	Quad Cities	.267	64	240	29	64	4	3	0	14	4	1	3	34	49	15	8	1	.363
	GCL Twins	.375	5	16	1	6	2	0	0	1	0	0	0	0	3	3	0	1	.474
2005	Ft. Myers	.339	49	186	38	63	3	3	1	19	2	1	1	22	25	13	4	2	.410
	New Britain	.285	68	267	47	76	6	5	0	26	5	2	8	22	41	10	8	4	.355
2006	New Britain	.285	134	536	80	153	16	6	2	45	15	1	5	40	78	24	11	4	.340
2007	Rochester	.267	139	487	59	130	20	7	3	55	21	0	0	40	90	25	14	6	.323
2008	Rochester	.340	40	156	32	53	11	1	3	14	2	0	0	26	36	15	8	1	.434
	MINNESOTA	.294	93	347	70	102	16	7	6	47	8	2	4	50	60	18	7	4	.387
2009	MINNESOTA	.311	145	578	97	180	16	10	8	68	12	6	10	70	89	23	10	5	.392
	Rochester	.333	2	6	1	2	1	0	0	0	0	0	1	1	1	1	1	0	.500
2010	MINNESOTA	.264	153	629	85	166	24	10	3	58	10	2	4	60	74	26	4	4	.331
2011	Rochester	.205	10	39	4	8	1	0	0	2	1	0	0	0	5	3	0	0	.205
	MINNESOTA	.264	70	284	37	75	11	5	2	16	0	0	0	27	36	6	1	1	.328
Minor League Totals		.286	561	2140	325	611	69	26	10	194	50	5	22	211	362	120	60	21	.355
Major League Totals		.285	461	1838	289	523	67	32	19	189	30	10	18	207	259	73	22	14	.361

SPAN'S FIELDING RECORD									
POSITION	PCT	G	PO	A	E	TC	DP	PB	
Outfield	.989	457	1189	18	14	1221	7	—	

SPAN'S DIVISION SERIES RECORD																			
YEAR	OPPONENT	AVG	G	AB	R	H	2B	3B	HR	RBI	SH	SF	HB	BB	SO	SB	CS	E	OBP
2009	New York (AL)	.400	3	15	1	6	1	0	0	1	0	0	0	0	2	1	0	0	.400
2010	New York (AL)	.308	3	13	0	4	0	0	0	0	0	0	0	0	0	0	0	0	.308
Division Series Totals		.357	6	28	1	10	1	0	0	1	0	0	0	0	2	1	0	0	.357

ANTHONY SWARZAK

RIGHT-HANDED PITCHER

51

Height: 6-4

Bats: R

Born: 9/10/85 in Ft. Lauderdale, FL

Resides: Ft. Lauderdale, FL

Acquired: 2nd round, 2004 First-Year Player Draft

M.L. Service: 1 year, 38 days

Contract Status: Signed thru 2011

Weight: 208

Throws: R



PERSONAL: Anthony Ray Swarzak (pronounced SWAR-zack)...2004 graduate of Nova (FL) High School.

2011:

- Started the season with Triple-A Rochester...was the Red Wings Opening Day starter, tossing 4.2 scoreless innings with three hits allowed and seven strikeouts, April 7 at Pawtucket...did not factor into the decision.
- Tossed a 7.0-inning complete game, with one run allowed on four hits, earning his first victory of the season, April 19 at Buffalo.
- Went 1-1, 4.87 (20.1 ip, 11 er) in four starts during his first stint with the Red Wings.
- Recalled by Minnesota, April 28...made the second start of a doubleheader that same day against Tampa Bay...allowed five runs on eight hits in 5.1 innings, with one walk and one strikeout in suffering the loss...optioned back to Rochester following the game.
- Went 1-1, 2.25 (12.0 ip, 3 er) in two starts during his second stint with the Wings...recalled by Minnesota, May 16.
- Made his second start of the season for the Twins, tossing 8.0-shutout innings with one hit allowed, May 28 vs. Los Angeles (AL)...carried a no-hitter into the seventh inning until a Peter Bourjos double...he did not factor into the decision.
- Earned his first win of the season, allowing two runs on seven hits in 6.0 innings, with two walks and one strikeout, June 2 at Kansas City.
- Joined the Twins starting rotation in late August and went 1-3, 5.85 (32.1 ip, 21 er) in six starts to finish the season.
- Tied his career-high with 8.0 innings pitched, September 5 vs. Chicago (AL)...allowed two runs on seven hits and was dealt the loss.
- Tied a career-high with six strikeouts, September 10 at Detroit...had second six-strikeout game of season, September 27 vs. Kansas City.
- Went 3-5, 4.52 (63.2 ip, 32 er) in 11 starts and went 1-2, 3.99 (38.1 ip, 17 er) in 16 relief appearances.

2010: Began the season at Triple-A Rochester and was the Red Wings Opening Day starter, allowing five runs on four hits in 3.0 innings, April 8 at Pawtucket...placed on the disabled list with broken bone in his right foot, after being struck by a batted-ball, April 14-May 23...had a season-high nine strikeouts in 7.0 innings, July 20 vs. Buffalo...won three straight starts, posting a 3.06 ERA (17.2 ip, 6 er) with three walks and 14 strikeouts, August 10-22...finished second on the Red Wings' in starts and was third in innings pitched...pitched in the Venezuelan Winter League with Tigres de Aragua, going 2-3, 4.83 (31.2 ip, 17 er) in eight games (six starts).

2009: Began season at Triple-A Rochester...won three straight starts, posting a 1.80 ERA (20.0 ip, 4 er), May 1-11...had his contract selected, May 20...made Major League debut and first career start, tossing 7.0 shutout innings, May 29 vs. Milwaukee...became the first Twins pitcher in history to start a game and pitch 7.0 scoreless innings in his Major League debut, with the last to do it in franchise history being Mike Forneles on September 2, 1952 for the Washington Senators...had 11.0-inning scoreless streak to start his career, tied for second in Twins history with Doug Corbett from April 10-25, 1980...pitched another 7.0 shutout innings and season-high six strikeouts, earning his second win, June 13 at Chicago (NL)...according to the Elias Sports Bureau, he was the first rookie in 2009 to throw at least 7.0 shutout innings in two different starts...optioned to Rochester, June 13...went 1-0, 2.53 (21.1 ip, 6 er) in three starts with the Red Wings before being recalled by Minnesota on July 4...was selected to play in the Triple-A All-Star game, but missed it due to promotion...was optioned back to Rochester, August 21 and made three more starts for the Red Wings.

2008: Began season at Double-A New Britain...earned Twins' Pitcher of the Month for April after going 2-0, 2.08 (26.0 ip, 6 er) with 29 strikeouts...struck out 10 batters, April 16 at New Hampshire...tied season-high with 10 strikeouts, May 29 vs. Connecticut...lost six straight starts, June 14-July 23...promoted to Triple-A Rochester, July 28...made seven starts for the Red Wings...did not allow more than two earned runs in any of his starts and pitched 5.0-plus innings in each outing...tossed season-high 8.0 innings, allowing one run on seven hits, striking out six and walking two, August 25 at Syracuse...pitched 7.0-plus innings four times at Triple-A with his last coming on August 31 vs. Buffalo, allowing three runs (one earned) on seven hits and no walks...ranked sixth-best prospect in the Twins' organization by *Baseball America* entering 2009.

2007: Made two starts with Double-A New Britain before being issued a 50-game suspension for violation of minor league drug policy, April 20...reinstated on June 11 and transferred to Ft. Myers, June 12...promoted to New Britain, June 27...went 3-1, 1.91 (37.2 ip, 8 er) with 34 strikeouts in six starts from June 28-July 25, including a 7.0 shutout-inning performance with 11 strikeouts, July 25 at Connecticut...season-high 8.1 innings, August 21 at New Hampshire...held left-handed batters to a .195 (22-for-113) batting average with one home run...pitched in the Arizona Fall League with the Phoenix Desert Dogs, going 1-1, 2.05 (22.0 ip, 5 er) in seven starts...named fifth-best prospect in the Twins' organization by *Baseball America* heading into the 2008 season.


2006: Spent entire season at Single-A Ft. Myers...pitched 5.0-plus innings in eight straight starts from April 29-June 5 including four eight-strikeout performances during that span...went 3-1, 0.32 (28.0 ip, 1 er) in four starts from July 3-24...recorded first professional complete game shutout July 24 vs. Palm Beach...five-game win-streak, July 14-August 23, going 5-0, 1.55 (46.1 ip, 8 er) in six starts, including an 11-strikeout performance August 11 vs. Sarasota earning him Florida State League Pitcher of the Week for August 7-13...finished first in the FSL in strikeouts and third in ERA...ranked fifth-best prospect in the Twins' organization by *Baseball America*, entering the 2007 season.

2005: Began season at Single-A Beloit...made his first start on April 7 vs. Quad Cities and earned the win, tossing 6.0 shutout-innings, allowing no hits, walking one and striking out eight...named Twins' Pitcher of the Month for May after winning five consecutive decisions from May

3-30, while posting an ERA of 0.24 (37.0 ip, 1 er) during those six starts...went five consecutive starts without allowing an earned run during that span, May 3-25...struck out 10 batters, May 3 at Cedar Rapids and a season-high 13 batters, May 25 vs. Cedar Rapids...went eight starts from April 23-May 30 without allowing a home run (45.0 innings)...earned Midwest League Pitcher of the Week honors, May 23-30 after going 2-0, 0.69 (13.0 ip, 1 er) in two starts...was the Twins' Minor League Player of the Week for May 27-June 2...went 1-0, 2.25 (12.0 ip, 3 er) in two starts with 12 strikeouts from June 12-17...played in the Midwest League All-Star game...promoted to Ft. Myers, July 12...allowed two runs on five hits in 7.0 innings while striking out seven in his first start with the Miracle, July 16 at Brevard County...had three-game win-streak, August 18-29, going 3-0, 1.93 (18.2 ip, 4 er) during the stretch...made his last start on September 3 vs. Sarasota, striking out 11 in 7.0 innings, allowing two runs on four hits...finished second in the Twins' minor leagues in strikeouts (156) and third in wins (12)...ranked eighth-best prospect in the Midwest League by *Baseball America*...rated fifth-best prospect in the Twins' organization by *Baseball America*, entering the 2006 season.

2004: Began professional career with GCL Twins...earned his first win on July 8 at GCL Red Sox, allowing one run on five hits in 5.0 innings...second straight win July 14 at GCL Red Sox, tossing a season-high 7.0 shutout-innings...was 4-1, 1.59 (28.1 ip, 5 er) in six July starts...fifth win on August 18 at GCL Red Sox, pitching 6.0-shutout innings, allowing just two hits...went 4-3, 2.85 (41.0 ip, 13 er) in nine starts and 1-0, 1.29 (7.0 ip, 1 er) in two relief appearances...led club in wins and games started and was third in strikeouts...ranked 15th best prospect in the Gulf Coast League by *Baseball America*...named seventh-best prospect in the Twins' organization by *Baseball America*, entering the 2005 season.

PROFESSIONAL: Signed by scout Brad Weitzel.

SWARZAK'S GAME HIGHS			
2011			CAREER
IP: 8.0, 2x, last 9/5 vs. CWS.	Walks: 2, 9x, last 9/22 vs. Sea.		IP: 8.0, 2x, last 9/5/11 vs. CWS. Walks: 4, 5/28/09 vs. Bos.
SO: 6, 2x, last 9/27 vs. K.C.	CG: - -		SO: 6, 3x, last 9/27/11 vs. K.C. CG: - -
Win-Streak: 2, 6/2-7/10	Low-Hit: - -		Win-Streak: 2, 6/2-7/10/11 Low-Hit: - -

SWARZAK'S PITCHING RECORD																					
YEAR	CLUB	W-L	ERA	G	GS	CG	SH	SV	IP	H	R	ER	HR	HB	BB	SO	WP	BK	BAA		
2004	GCL Twins	5- 3	2.63	11	9	0	0	1	48.0	46	20	14	1	1	6	42	2	1	.251		
2005	Beloit	9- 5	4.04	18	18	0	0	0	91.1	81	48	41	7	7	32	101	3	1	.238		
	Ft. Myers	3- 4	3.66	10	10	0	0	0	59.0	72	25	24	3	1	11	55	1	1	.300		
2006	Ft. Myers	11- 7	3.27	27	27	2	1	0	145.2	131	56	53	8	1	60	131	4	3	.242		
2007	Ft. Myers	0- 0	2.30	3	3	0	0	0	15.2	14	6	4	0	1	5	18	0	0	.241		
	New Britain	5- 4	3.23	15	14	1	0	0	86.1	78	34	31	6	5	23	76	2	0	.241		
2008	New Britain	3- 8	5.67	20	20	0	0	0	101.2	126	71	64	12	3	37	76	1	0	.304		
	Rochester	5- 0	1.80	7	7	0	0	0	45.0	41	14	9	4	4	14	26	1	0	.243		
2009	Rochester	4- 5	3.28	13	13	0	0	0	79.2	79	31	29	4	3	21	45	2	0	.261		
	MINNESOTA	3- 7	6.25	12	12	0	0	0	59.0	76	43	41	12	2	20	34	0	0	.311		
2010	Rochester	5-12	6.21	22	22	0	0	0	111.2	143	87	77	14	5	38	69	2	0	.312		
2011	Rochester	2- 1	3.90	6	6	1	0	0	32.1	35	14	14	3	0	7	25	0	0	.267		
	MINNESOTA	4- 7	4.32	27	11	0	0	0	102.0	111	53	49	9	6	26	55	3	1	.275		
Minor League Totals		52-49	3.97	152	149	4	1	1	816.1	846	406	360	62	31	254	664	18	6	.268		
Major League Totals		7- 14	5.03	39	23	0	0	0	161.0	187	96	90	21	8	46	89	3	1	.289		

SWARZAK'S FIELDING RECORD									
POSITION	PCT	G	PO	A	E	TC	DP	PB	
Pitcher	1.000	39	5	12	0	17	1	—	

SWARZAK'S BATTING RECORD															
BATTING	AVG	AB	R	H	2B	3B	HR	RBI	SH	SF	HB	BB	SO	SB	CS OBP
Career	.000	2	0	0	0	0	0	0	0	0	0	0	2	0	0 .000
Last Home Run: None															

SWARZAK'S DAY-BY-DAY

Date	Opp.	Score	Dec.	IP	H	R	ER	HR	BB	SO	Left Game or IR/IRS
4/28	T.B.	1-6	L	5.1	8	5	5	2	1	1	Trailing 5-0
APRIL TOTALS			0-1	5.1	8	5	5	2	1	1	8.44 ERA
5/19	@Oak.	11-1	ND	1.0	1	0	0	0	0	0	0/0
5/23	Sea.	7-8	L	0.2	2	1	1	0	1	0	0/0
5/28	LAA.	1-0	ND	8.0	1	0	0	0	2	4	Tied 0-0
MAY TOTALS			0-1	9.2	4	1	1	0	0	0	0.93 ERA
6/2	@K.C.	8-2	W	6.0	7	2	2	0	2	1	Leading 8-2
6/10	Tex.	3-9	ND	6.0	6	2	2	0	0	1	0/0
6/25	@Mil.	1-11	ND	1.1	3	1	1	1	0	1	0/0
6/27	LAD.	0-15	ND	1.2	5	2	2	0	0	2	2/2
JUNE TOTALS			1-0	15.0	21	7	7	1	2	5	3.90 ERA
7/3	Mil.	9-7	ND	2.0	2	1	1	1	2	1	0/0
7/6	T.B.	5-12	ND	2.0	1	0	0	0	1	3	2/0
7/10	@CWS.	6-3	W	6.0	4	1	1	0	2	5	Leading 5-1
PRE-ASG TOTALS			2-2	40.0	40	15	15	4	11	19	3.38 ERA
7/18 (1)	Cle.	2-5	L	6.0	6	4	3	0	4	1	Trailing 4-0
7/23	Det.	4-1	ND	1.0	3	1	1	0	0	0	0/0
7/24	Det.	2-5	ND	3.1	1	1	1	0	2	1	3/1
7/27	@Tex.	7-2	ND	1.0	2	1	1	0	0	0	0/0
7/30	@Oak.	3-8	ND	2.2	1	1	0	0	1	4	1/0
JULY TOTALS			1-1	24.0	20	10	8	2	8	18	3.00 ERA
8/3	@LAA.	11-4	W	5.0	1	0	0	0	1	1	0/0
8/16	@Det.	1-7	ND	1.2	2	0	0	0	1	1	1/1
8/19	NY.Y.	1-8	ND	3.0	4	2	2	0	2	1	0/0
8/21	NY.Y.	0-3	ND	2.2	0	0	0	0	0	2	3/0
8/25	Bal.	1-6	L	3.1	8	5	5	1	2	1	0/0
8/30	CWS.	6-8	L	4.1	6	8	6	1	1	1	Tied 6-6
AUGUST TOTALS			1-2	20.0	21	15	13	2	7	7	5.85 ERA
9/5	CWS.	1-2	L	8.0	7	2	2	0	0	4	Trailing 2-0
9/10	@Det.	2-3	ND	6.0	4	2	2	1	2	6	Tied 2-2
9/17	Cle.	4-10	L	1.2	7	7	7	1	1	0	Trailing 7-0
9/22	Sea.	3-2	ND	6.0	9	2	2	0	2	4	Tied 2-2
9/27	K.C.	7-4	W	6.1	10	2	2	0	0	6	Leading 7-2
SEPTEMBER TOTALS			1-2	28.0	37	15	15	2	5	20	4.85 ERA
POST-ASG TOTALS			2-5	62.0	71	38	34	5	15	36	4.94 ERA
SEASON TOTALS			4-7	102.0	111	53	49	9	26	55	4.32 ERA

MATT TOLBERT

INFIELDER

Height: 6-0

Bats: S

Born: 5/4/82 in McComb, MS

Resides: Woodville, MS

Acquired: 16th round, 2004 First-Year Player Draft

M.L. Service: 3 years, 48 days

Contract Status: Signed thru 2011

Weight: 185

Throws: R



PERSONAL: Christopher Matthew Tolbert (pronounced TOLE-ber)....2000 graduate of Centreville (MS) Academy where he participated in track and field, football and baseball....named All-State in baseball and football as a senior...won back-to-back state football championships in 1998 and 1999, rushing for 2,561 yards on 326 carries as running back...was the 2000 South State long jump champion...attended University of Mississippi for four years, where he was named Freshman All-American in 2002.

2011:

- Made the Twins Opening Day roster for the second time in his career...previous time was 2008.
- Appeared in 55 games for the Twins...optioned to Triple-A Rochester, July 17, when the Twins recalled Trevor Plouffe.
- Played in 10 games for the Red Wings before being recalled, July 28.
- Set a season-high with three hits, August 15 at Detroit...optioned to Rochester, August 28.
- Played in seven games for the Red Wings...recalled by Minnesota, September 6 and played in 13 of the Twins final 18 games.
- Played in a career-high 87 games and recorded 207 at-bats.
- Outrighted to Triple-A Rochester, October 14.

2010: Started the season at Triple-A Rochester and played in 27 games before being recalled by Minnesota, May 11...appeared in three games for the Twins before being optioned back to Rochester, May 18...played in 12 games for the Red Wings before being recalled, June 1...appeared in 20 games for the Twins in his second stint...drove in the game-winning run with an rbi-single in the ninth inning, June 5 at Oakland...hit his third career home run (first career left-handed) off Rafael Betancourt, June 15 vs. Colorado...disabled list with a contusion to his right middle finger, July 1-August 15 (missed 37 games)...optioned to Rochester after returning from his rehab assignment, August 16...appeared in three games for the Red Wings and was recalled, August 20...finished the season at Rochester batting .283 (49-for-173) with nine doubles, three triples, one home run, 11 rbi and 19 runs in 42 games...recorded two triples and a career-high five rbi, September 4 vs. Texas...collected 10 rbi in a 10-game span, September 4-22...played 42 games in the field for the Twins: 20 at second base (14 starts), 14 at third base (seven starts), four at first base and three at shortstop.

2009: Began season at Triple-A Rochester...played in a total of 56 games for the Red Wings, spending time at second base, third base, shortstop, left field and right field...hit first home run, April 18 at Scranton/Wilkes-Barre...had four-hit game, May 4 at Louisville...recalled by Minnesota, May 6...went 3-for-6 with four rbi and his first career home run (off Jimmy Gobble) May 21 at Chicago (AL)...reached base safely in six straight games, June 24-July 1...optioned to Rochester, July 12...four-hit game, July 26 at Charlotte...hit .345 (10-for-29) in eight July games...batted .314 (32-for-102) with five doubles, three triples, two home runs, 16 runs scored, 10 rbi and 10 multi-hit games in 23 August games...recalled by Minnesota, September 4...batted .333 (23-for-69) with four doubles, one triple, one home run, nine runs scored and seven rbi in 21 games from September 11 until the end of the season (October 6)...played in the Twins final 20 games as the regular third baseman while the Twins went 16-4 in those games...played in 71 games for the Twins, 36 at second base, 27 at third base, three at shortstop, and one at first base.

2008: Made the Twins Opening Day Roster...made Major League debut as pinch-hitter, April 1 vs. Los Angeles (AL)...singled off Joe Saunders for first career hit, April 2 vs. Los Angeles (AL)...had season-high six-game hit-streak, going 6-for-22 (.273), April 27-May 10...placed on 15-day disabled list with torn ligament in left thumb, May 16 and had surgery to repair torn ligament...rehabbed at Double-A New Britain...reinstated from the disabled list on September 2, missed 96 games...recorded his first career triple, September 3 at Toronto...recorded two triples, September 13 at Baltimore (Game 2)...tied a season-high with three hits, September 16 at Cleveland...hit safely in five of his last six games...hit .333 (10-for-30) with three rbi and five runs scored in 10 September games...hit .373 (19-for-51) in 19 games vs. American League Central opponents.

2007: Spent the entire year with Triple-A Rochester...hit safely in eight straight games, going 12-for-25 (.480), April 24-May 3...went 3-for-5 with a season-high four rbi, May 11 at Buffalo...named Twins' Minor League Player of the Week, May 11-17...hit .370 (20-for-54) in May...hit safely in nine straight games going 17-for-34 (.500), June 3-11...went 5-for-5 with two doubles and two rbi, June 6...played for United States team in Futures Game, July 8 at San Francisco...selected to International League team in Triple-A All-Star Game, July 10 at Albuquerque...had a nine-game hitting streak going 15-for-35 (.429), including six multi-hit games, August 4-13...hit .313 (72-for-230) prior to the All-Star break but hit .267 (50-for-187) after the break...ranked the best defensive second baseman in the International League by *Baseball America*.

2006: Began season at Double-A New Britain and hit .216 before being transferred to Single-A Ft. Myers, May 5...went 3-for-5 in his first game with the Miracle, May 6...promoted to New Britain, June 22 and hit safely in his first nine games (13-for-31, .419) with the Rock Cats...named Twins' Minor League Player of the Week, June 24-30...named Twins' Minor League Player of the Month for June.

2005: Spent the entire season with Single-A Ft. Myers...went 6-for-12 in his first three games...split time between second base and shortstop for the Miracle...had a season-high three-hits seven times, including in back-to-back games, August 10-11...finished the year hitting safely in 16 of 17 games, including a season-high 11-game hitting streak, August 23-September 3...was 15th among all minor leaguers in sacrifice hits (15).

2004: Made his professional debut with Elizabethton of the Appalachian League...hit .316 through his first 11 games...played in 33 games, making 28 starts at second base and one at third base.

PROFESSIONAL: Signed by scout Mark Quimby...originally drafted in the 19th round of the 2003 First-Year Player Draft by Baltimore.

TOLBERT'S GAME HIGHS

2011			CAREER	
Hits: 3, 8/15 at Det.	HR: --		Hits: 3, 5x, last 8/15/11 at Det.	HR: 1, 3x, last 6/15/10 vs. Col.
RBI: 2, 2x, last 6/6 at Cle.	Hit-Streak: 4, 2x, last 8/6-10		RBI: 5, 9/4/10 vs. Tex.	Hit-Streak: 6, 4/27-5/10/08
Grand Slams: --	SB: 1, 3x, last 9/9 at Det.		Grand Slams: --	SB: 1, 17x, last 9/9/11 at Det.

TOLBERT'S PLAYING RECORD

YEAR	CLUB	AVG	G	AB	R	H	2B	3B	HR	RBI	SH	SF	HB	BB	SO	SB	CS	E	OBP
2004	Elizabethhton	.308	33	104	23	32	7	2	3	18	1	1	0	12	13	3	2	6	.376
2005	Ft. Myers	.266	111	417	55	111	20	6	3	46	15	2	3	35	80	11	4	22	.326
2006	Ft. Myers	.303	40	155	20	47	6	3	4	24	1	2	1	14	17	7	2	2	.360
	New Britain	.258	72	248	33	64	15	1	3	35	5	5	4	30	43	5	1	13	.341
2007	Rochester	.293	121	417	65	122	24	7	6	53	12	6	5	37	56	11	3	13	.353
2008	MINNESOTA	.283	41	113	18	32	6	3	0	6	2	1	0	7	19	7	1	6	.322
	New Britain	.250	14	56	6	14	3	0	0	6	0	0	0	1	6	3	3	0	.263
2009	Rochester	.288	56	236	35	68	11	6	3	22	0	0	1	14	32	7	4	3	.331
	MINNESOTA	.232	71	198	28	46	7	1	2	19	10	2	0	21	37	6	2	4	.303
2010	Rochester	.283	42	173	19	49	9	3	1	11	1	1	0	13	30	6	1	8	.332
	GCL Twins	.333	4	12	4	4	2	0	0	0	0	0	0	3	3	1	1	0	.467
	MINNESOTA	.230	48	87	8	20	4	3	1	18	1	3	0	9	18	1	1	2	.293
2011	Rochester	.136	17	59	7	8	1	1	0	3	2	2	0	10	11	5	3	3	.254
	MINNESOTA	.198	87	207	22	41	10	2	0	11	4	0	4	11	31	3	2	6	.252
Minor League Totals		.277	510	1877	267	519	98	29	23	218	37	19	14	169	291	59	24	70	.338
Major League Totals		.230	247	605	76	139	27	9	3	54	17	6	4	48	105	17	6	18	.288

TOLBERT'S FIELDING RECORD

POSITION	PCT	G	PO	A	E	TC	DP	PB
First Base	1.000	5	6	0	0	6	1	—
Second Base	.984	103	171	259	7	437	66	—
Third Base	.945	64	30	91	7	128	11	—
Shortstop	.975	51	59	98	4	161	26	—
Outfield	.000	1	0	0	0	0	0	—
Totals	.975	224	266	448	18	732	104	—

TOLBERT'S DIVISION SERIES RECORD

YEAR	OPPONENT	AVG	G	AB	R	H	2B	3B	HR	RBI	SH	SF	HB	BB	SO	SB	CS	E	OBP
2009	New York (AL)	.200	2	5	0	1	0	0	0	0	0	0	1	0	1	0	0	0	.333
2010	New York (AL)	.000	1	0	0	0	0	0	0	0	0	0	0	0	0	0	0	0	.000
Division Series Totals		.200	3	5	0	1	0	0	0	0	0	0	1	0	1	0	0	0	.333

RENE TOSONI

OUTFIELDER

23

Height: 6-0

Bats: L

Born: 7/2/86 in Toronto, ON

Resides: Coquitlam, BC (Canada)

Acquired: 36th round, 2005 First-Year Player Draft

M.L. Service: 90 days

Contract Status: Signed thru 2011

Weight: 197

Throws: R



PERSONAL: Rene Micheal Tosoni (pronounced ruh-NAY tuh-SO-nee)...wife Whitney (Jenner)...2004 graduate of Terry Fox Secondary School in Port Coquitlam, British Columbia (Canada) where he also played hockey and volleyball...played high school baseball for the Coquitlam Reds of the B.C. Premier Baseball League...attended Chipola Junior College...member of Canada's Junior National Baseball team in 2003 and 2004.

2011:

- Started the season with Triple-A Rochester...made four stints with the Twins during the season.
- Hit safely in 18 of his first 20 games with the Red Wings, including a 10-game hitting streak, April 8-19.
- Recalled by Minnesota, April 28, when the Twins placed Delmon Young on the 15-day disabled list.
- Went 2-for-4 with an rbi in his first game, April 28 vs. Tampa Bay...recorded his first Major League hit, a single off Jeremy Hellickson in his first at-bat...recorded his first career rbi with a single off Hellickson in his third at-bat.
- Hit his first Major League home run, a solo homer off Rick Porcello, May 10 vs. Detroit.
- Played in 13 games for the Twins before being optioned back to Triple-A Rochester, May 12, when Delmon Young was reinstated from the disabled list.
- Played in 26 games for the Red Wings before being recalled again, June 9, when the Twins placed Denard Span on the 7-day disabled list.
- Played 13 games for the Twins and was optioned back to Triple-A Rochester, June 24 when Jim Thome was reinstated from the disabled list...recalled again June 26, only to be optioned again, July 10.
- Set a Triple-A season-high with four hits, August 2 vs. Buffalo.
- Recalled by Minnesota for final time, August 15, when the Twins traded Delmon Young to Detroit.
- Hit safely in his final nine games for Minnesota, setting a season-high for a hitting streak...batted .423 (11-for-26) with five doubles, two home runs and eight rbi during that stretch.
- Hit the first grand slam for a Twins player at Target Field, September 27 vs. Kansas City...the grand slam came off Vin Mazzaro in the sixth inning...he was one of two players to hit a grand slam for the Twins in 2011 (Michael Cuddyer, August 3 at LAA).

2010: Was a Spring Training invite...reassigned to minor league camp and assigned to Double-A New Britain, March 14...batted .432 (16-for-37) in his first 10 games for the Rock Cats...was named Twins Minor League Player of the Week, April 23 after batting .423 with two doubles, one home run, two rbi, four runs scored and two walks in seven games...played in his final game on June 6, before being placed on the disabled list with a season-ending right labrum strain, June 10.

2009: Spent entire season at Double-A New Britain...homered in his second game, April 9 at New Hampshire...hit .323 (30-for-93) with six doubles, two triples, five home runs, 20 rbi and 17 runs scored in 30 games in May...collected 19 multi-rbi games, including a season-high three rbi seven times...was selected to play in the XM Future's game in St. Louis and was named the game's Most Valuable Player after a go-ahead pinch-hit rbi-double in his only at-bat of the game, leading the World Team to a 7-5 win over the United States...batted .308 (91-for-295) with 13 home runs vs. right-handers and .185 (24-for-130) and two home runs vs. left-handers...recorded 30 multi-hit games...finished third among Twins minor leaguers with 71 rbi...participated in the Arizona Fall League with the Mesa Solar Sox, batting .218 (19-for-87) with one home run and 10 rbi in 23 games.

2008: Spent entire season at Single-A Ft. Myers...went 4-for-5 with three runs scored and two rbi, April 21 vs. Lakeland...batted .340 (16-for-47) in 13 May games...disabled with a left foot fracture, May 17...selected to the Florida State League All-Star team (DNP-DL)...rehabbed with the GCL Twins for two games and reinstated, August 26...hit safely in 30 of his 42 games played...batted .440 (11-for-25) vs. lefties and .270 (31-for-115) vs. righties.

2007: Began season at Rookie-Level Elizabethton...hit his first professional home run, July 21 vs. Bluefield...batted .337 (29-for-86) in 26 July games...recorded 22 multi-hit games...named to the Appalachian League Postseason All-Star team...transferred to Beloit, September 2...ranked third in runs and on-base percentage in the Appalachian League...transferred to Beloit, September 2 for two games, collecting three hits in 11 at-bats.

PROFESSIONAL: Signed by scout Jim Ridley...originally selected by the Twins in the 34th round of the 2004 First-Year Player Draft.

TOSONI'S GAME HIGHS

2011			CAREER	
Hits: 3, 9/22 vs. Sea.	HR: 1, 5x, last 9/27 vs. K.C.		Hits: 3, 9/22/11 vs. Sea.	HR: 1, 5x, last 9/27/11 vs. K.C.
RBI: 4, 9/27 vs. K.C.	Hit-Streak: 9, 9/20-28		RBI: 4, 9/27/11 vs. K.C.	Hit-Streak: 9, 9/20-28/11
Grand Slams: - -	SB: - -		Grand Slams: - -	SB: - -

TOSONI'S PLAYING RECORD

YEAR	CLUB	AVG	G	AB	R	H	2B	3B	HR	RBI	SH	SF	HB	BB	SO	SB	CS	E	OBP
2007	Elizabethton	.301	63	236	58	71	13	4	3	31	1	4	13	32	48	13	4	2	.407
	Beloit	.273	2	11	1	3	1	0	0	1	0	0	0	0	2	0	0	0	.273
2008	GCL Twins	.667	2	6	3	4	0	0	1	3	0	0	0	0	1	0	0	1	.667
	Ft. Myers	.300	42	140	27	42	7	3	1	19	1	2	6	21	30	3	5	1	.408
2009	New Britain	.271	122	425	64	115	25	4	15	71	1	3	16	45	98	8	8	7	.360
2010	New Britain	.270	52	185	22	50	8	4	4	24	2	2	5	25	52	3	1	0	.369
2011	Rochester	.226	73	274	30	62	14	0	6	32	2	1	2	20	68	4	0	4	.283
	MINNESOTA	.203	60	172	20	35	7	1	5	22	0	0	3	14	42	0	2	3	.275
Minor League Totals		.272	356	1277	205	347	68	15	30	181	7	12	42	143	299	31	18	15	.361
Major League Totals		.203	60	172	20	35	7	1	5	22	0	0	3	14	42	0	2	3	.275

TOSONI'S FIELDING RECORD

POSITION	PCT	G	PO	A	E	TC	DP	PB
Outfield	.968	42	87	4	3	94	0	—

DANNY VALENCIA

THIRD BASEMAN

Height: 6-2

Bats: R

Born: 9/19/84 in Miami, FL

Resides: Miami, FL

Acquired: 19th round, 2006 First-Year Player Draft

M.L. Service: 1 year, 123 days

Contract Status: Signed thru 2011

Weight: 220

Throws: R



PERSONAL: Daniel Paul Valencia (pronounced vuh-LEN-see-ya)...2003 graduate of Spanish River (FL) High School...attended UNC-Greensboro prior to transferring to the University of Miami (FL) after his freshman season.

2011:

- Made the Twins Opening Day roster for the first time in his career...hit his first home run in the third game of the season, April 3 at Toronto.
- Hit home runs in consecutive games: May 20 and 21 at Arizona and again June 17 and 18 vs. San Diego...six of his 15 home runs came against the National League.
- Drove in the game-winning run with a single in the bottom of the 10th inning, May 28 vs. Los Angeles (AL).
- Recorded his second game-winning hit, driving in two runs in the bottom of the ninth inning, July 19 vs. Cleveland.
- Hit safely in 18 of 19 games, July 18-August 6, including a career-high 11-game hit-streak, July 18-27.
- Batted .303 (33-for-109) with six doubles, four home runs and 20 RBI in 28 July games.
- Batted .471 (8-for-17) with 17 RBI with the bases loaded, which ranked as the ninth-best bases loaded average in the American League.
- Batted .309 (46-for-149) off left-handed pitching and .224 (93-for-415) off righties.
- His 18 errors at third base were the most errors for a Twins third baseman since Gary Gaetti committed 18 in 1990.
- Led the Twins in games played, playing in 154 of the Twins 162 games...also led the club in at-bats and RBI.
- His 147 games played at third base were the most for a Twin since Corey Koskie played in 150 in 2001.
- Became the third third baseman in club history with 15 home runs and 25 doubles in a season, joining Gary Gaetti (1982, '83, '85, '86, '87, '88, '90) and Corey Koskie (2001, '02).
- Led the American League in games played at third base and tied Milwaukee's Casey McGehee for most games played at third base in all of baseball...his 134 hits as a third baseman were tied for second in baseball, behind Aramis Ramirez (169) and tied for first in the American League with the Angels' Alberto Callaspo...his 27 doubles and 67 RBI each ranked sixth in baseball amongst third basemen.

2010: Started the season in Triple-A Rochester, batting .292 (54-for-185) with 15 doubles in 49 games with the Red Wings...named Twins Minor League Player of the Week, for the week ending on May 14...batted .391 (9-for-23) with three doubles, five RBI, and four runs scored in six games for the Red Wings...was recalled by Minnesota, June 3 to take the roster spot of Michael Cuddyer, who was placed on bereavement leave...made his first career start, and singled off Felix Hernandez for his first Major League hit, June 3 vs. Seattle...had bases loaded RBI-single for first career RBI, June 16 vs. Colorado...became first player in club history to hit a grand slam for first career homer (off Greinke), had first career four-hit game, career-high four RBI and career-high four runs scored, July 26 at Kansas City...had second career four-hit game, going 4-for-5 with a double and three RBI, July 27 at Kansas City...had 14 hits in 19 at-bats, with eight RBI and six runs scored in a four-game stretch, July 24-27...batted .453 (24-for-53) with six doubles and 11 RBI in 16 games in July...had career-high seven-game hit-streak, batting .462 (12-for-26) during the span, August 13-20...committed just one error in his first 48 games with the Twins (113 total chances), posting a fielding percentage of .991 during that span...had game-winning, walk-off single in the bottom of the 10th inning, September 1 vs. Detroit...went 2-for-3 with a home run, September 17 vs. Oakland and 2-for-4 with a home run, September 18 vs. Oakland and according to the Elias Sports Bureau, Valencia was the first Minnesota rookie to produce back-to-back multi-hit games, with a home run in each, since Jason Kubel, September 21 and 22, 2004 at Chicago (AL)...one home run was a grand slam, the second of his career, marking the first multi-homer game of his career...he became the first Twin since Gary Gaetti (1982) to hit two grand slams in his rookie season (Elias Sports Bureau)...had two of the Twins four grand slams on the season...batted .386 (51-for-151) with 11 doubles, four home runs in 39 home games, hitting safely in 30 of 39 games at Target Field...batted .322 (47-for-146) against the American League Central...hit .459 against Kansas City, .367 against Detroit and .325 against Chicago...played in 85 games, helping the Twins go 50-35 when he was in the lineup, 40-15 when he got a hit, and 22-4 when he drove in a run...named to the Topps Major League Rookie All-Star Team...named to *Baseball America's* All-Rookie Team...finished third in the American League Rookie of the Year voting with 12 points (one second-place vote and nine third-place votes), behind Texas' Neftali Feliz and Detroit's Austin Jackson...recipient of the Bill Boni Award for Twins Most Outstanding Rookie, voted on by the Twin Cities chapter of the BBWAA.

2009: Began season at Double-A New Britain...named Twins Minor League Player of the Week, April 24...named Eastern League Player of the Week, May 18...had 13-game hitting streak, including three home runs, 15 RBI and eight multi-hit games, May 1-24...batted .373 with 18 RBI in 20 May games...promoted to Triple-A Rochester, June 23 and went 3-for-5 with two RBI in his first game with the Red Wings that same day vs. Columbus...collected 10 hits in his first 22 at-bats with Rochester and 17 hits in his first 42...appeared in 71 games for the Red Wings, playing third base in 68 of those games...combined to bat .285 (139-for-487) with 38 doubles, four triples, 14 home runs, 70 RBI and 79 runs scored in 128 games between the two levels...his 38 doubles and 227 total bases led all Twins minor leaguers...batted .309 (50-for-162) vs. lefties on the season...played in the Puerto Rican Winter League...ranked as the sixth-best prospect in the Twins organization by *Baseball America*, entering the 2010 season.

2008: Began season at Single-A Ft. Myers...hit safely in 14 of 15 games, going 21-for-58 (.362), April 20-May 5...had 10-game hit-streak, going 19-for-36 (.528), May 9-23...hit safely in seven consecutive games, June 2-8...selected to Florida State League All-Star Game, June 14 at

Brevard County...promoted to Double-A New Britain, June 16...had 13-game hit-streak, going 19-for-54 (.352), July 5-18...hit safely in season-high 15 consecutive games, going 20-for-56 (.357), August 16-31...Twins Minor League Player of the Week, August 29-September 5...had two-homer game and season-high five rbi, August 31 vs. Binghamton...played for Phoenix in the Arizona Fall League...ranked as the fifth-best prospect in the Twins organization by *Baseball America*, entering the 2009 season.

2007: Began season at Single-A Beloit...hit safely in nine consecutive games, going 14-for-34 (.412), April 13-23...had season-high 11-game hit-streak, going 16-for-41 (.390), May 11-22...homered in consecutive games, June 1-2...promoted to Single-A Ft. Myers, June 22...had season-high four hits, July 13 vs. Jupiter...homered in consecutive games, July 17-18...had nine-game hit-streak, July 30-August 8...had 10-game hit-streak, going 16-for-39 (.410), August 14-26...season-high four rbi, August 22 vs. Dunedin.

2006: Spent first professional season at Rookie-Level Elizabethton...hit safely in eight of nine games, going 11-for-31 (.355), July 13-21...season-high four hits and four rbi, July 29 vs. Greenville...had nine-game hit-streak, going 16-for-36 (.444), July 27-August 5...had season-high 13-game hit-streak, going 20-for-60 (.333), August 7-20...was fifth in Appalachian League in home runs and 10th in batting.

AMATEUR CAREER: During his time at Spanish River High School, he was a three-time first-team All-Palm honoree...named team MVP, first-team All-County, and second-team All-State as a senior; Offensive Player of the Year, first-team All-County, and second-team All-State as a junior; and team MVP and first-team All-Palm Beach County honoree as a sophomore...named Freshman of the Year by the Southern Conference Sports Media Association and second-team All-Southern Conference selection while at UNC-Greensboro after hitting .338 with eight home runs, 36 rbi and 39 runs scored in 55 games...transferred to University of Miami (FL)...named to the All-Regional team as a sophomore in 2005 after batting .300 with six home runs, 15 doubles, 63 rbi and 39 runs scored in 60 games (56 starts at first base and two starts at third base)...batted .324 with nine home runs and 61 rbi as a junior.

PROFESSIONAL: Signed by scout Hector Otero.

VALENCIA'S GAME HIGHS									
2011					CAREER				
Hits: 3, 4x, last 7/4 vs. T.B.	HR: 1, 15x, last 9/3 at LAA.		Hits: 4, 2x, last 7/27/10 at K.C.	HR: 2, 9/25/10 at Det.					
RBI: 3, 7x, last 7/4 vs. T.B.	Hit-Streak: 11, 7/18-27		RBI: 5, 9/25/10 at Det.	Hit-Streak: 11, 7/18-27/11					
Grand Slams: - -	SB: 1, 2x, last 5/8 at Bos.		Grand Slams: 2, last 9/25/10 at Det.	SB: 1, 4x, last 5/8/11 at Bos.					

VALENCIA'S PLAYING RECORD																			
YEAR	CLUB	AVG	G	AB	R	H	2B	3B	HR	RBI	SH	SF	HB	BB	SO	SB	CS	E	OBP
2006	Elizabethton	.311	48	190	30	59	13	0	8	29	0	3	3	15	34	0	2	0	.365
2007	Beloit	.302	66	242	44	73	15	0	11	35	1	0	0	28	54	3	3	7	.374
	Ft. Myers	.291	61	230	28	67	8	2	6	31	0	4	0	16	48	1	0	14	.332
2008	Ft. Myers	.336	60	220	35	74	19	3	5	44	0	4	0	27	43	2	2	6	.402
	New Britain	.289	69	266	40	77	18	2	10	32	0	2	1	18	70	2	1	8	.334
2009	New Britain	.284	57	218	44	62	14	4	7	29	0	2	1	31	40	0	2	8	.373
	Rochester	.286	71	269	35	77	24	0	7	41	0	4	1	8	37	0	2	12	.305
2010	Rochester	.292	49	185	22	54	15	0	0	24	0	1	2	14	34	2	0	4	.347
	MINNESOTA	.311	85	299	30	93	18	1	7	40	0	3	0	20	46	2	0	6	.351
2011	MINNESOTA	.246	154	564	63	139	28	2	15	72	0	4	0	40	102	2	6	18	.294
Minor League Totals		.298	481	1820	278	543	126	11	54	265	1	20	8	157	360	10	12	59	.353
Major League Totals		.269	239	863	83	232	46	3	22	112	0	7	0	60	148	4	6	24	.314

VALENCIA'S FIELDING RECORD							
POSITION	PCT	G	PO	A	E	TC	PB
Third Base	.958	228	119	431	24	574	—

VALENCIA'S DIVISION SERIES RECORD																
YEAR	OPPONENT	AVG	G	AB	R	H	2B	3B	HR	RBI	SH	SF	HB	BB	SO	SB
2010	New York (AL)	.222	3	9	1	2	1	0	0	2	0	1	0	1	3	0

KYLE WALDROP

RIGHT-HANDED PITCHER

Height: 6-5

Bats: R

Born: 10/27/85 in Knoxville, TN

Resides: Knoxville, TN

Acquired: 1st round (25th overall), 2004 First-Year Player Draft

M.L. Service: 24 days

Contract Status: Signed thru 2011

Weight: 215

Throws: R



PERSONAL: Steven Kyle Waldrop (pronounced WALL-drup)...2004 graduate of Farragut (TN) High School...went 14-0, 0.20 (91.0 ip, 2 er) with seven walks and 118 strikeouts in 14 starts for Farragut High School.

2011:

- Was a Spring Training invite...reassigned to minor league camp, March 30...started the season with Triple-A Rochester.
- Made 56 appearances for the Red Wings, going 5-5, 3.87 (79.0 ip, 34 er) with three saves...his 56 appearances led the Red Wings and ranked second in the International League.
- Had his contract selected by Minnesota, September 5...made his Major League debut, allowing two runs on three hits in 1.2 innings, September 5 vs. Chicago (AL) in the second game of a doubleheader...recorded his first career strikeout, fanning Brent Lillibridge.
- Earned his first Major League win, tossing 1.0 scoreless inning with one hit allowed, September 25 at Cleveland.
- Held opponents to a .233 batting average with the Twins...lefties batted .056 (1-for-18) and righties batted .360 (9-for-25).

2010: Was a Spring Training invite, going 0-0 with an 0.87 ERA in 10 games...spent the season with Triple-A Rochester, making 59 relief appearances...recorded a save in his second appearance, April 11 at Pawtucket...recorded his first win, pitching 2.1 hitless innings of relief, with a season-high four strikeouts, May 27 at Durham...did not allow an earned run in 16 consecutive appearances (21.0 ip), May 26-July 6...had a 0.98 ERA through games of July 6...went 3-2, 2.04 (57.1 ip, 13 er) with two saves in 39 games Pre-All-Star break and 2-1, 3.56 (30.1 ip, 12 er) in 20 games Post-All-Star break...pitched for the Peoria Saguaros in the Arizona Fall League, going 1-0, 16.05 (12.1 ip, 22 er), allowing 24 hits in 10 relief appearances.

2009: Began season at Single-A Ft. Myers...earned his first win, April 27 at Palm Beach, tossing 2.0 scoreless innings of relief...picked up a 3.0-inning save, May 30 at Brevard County...did not allow an earned run in his final eight appearances (14.0 ip)...did not allow a home run in 20 appearances for the Miracle...promoted to Double-A New Britain, June 22...did not allow a home run until August 5...did not allow an earned run in 22 of his 31 appearances and did not allow more than one earned run in any of those appearances...left-handers batted .212 (24-for-113) at New Britain.

2008: Missed the entire season with a right shoulder strain.

2007: Began season at Single-A Ft. Myers...won three consecutive starts, April 16-27...went 2-0, 0.73 (12.1 ip, 1 er) and 12 strikeouts as the Florida State League Pitcher of the Week, April 16-22...struck out nine batters, May 12 at Brevard County (7.0 ip)...went 4-2, 2.86 (44.0 ip, 14 er) with 41 strikeouts in eight starts during his first stint with the Miracle...transferred to New Britain, May 17...two consecutive scoreless outings, June 21 vs. New Hampshire and June 27 at New Hampshire (6.0 and 5.0 innings respectively)...transferred to Ft. Myers, July 20...went 3-3, 3.88 (48.2 ip, 21 er) in eight starts during his second stint with the Miracle.


2006: Began season at Single-A Beloit...tossed a complete game shutout, May 15 vs. Kane County, earning the win...went 3-0, 1.54 (41.0 ip, 7 er) in six starts, May 27-June 26...transferred to Ft. Myers, July 13...went 3-0 in his first three decisions, spanning five starts with the Miracle...tossed a 7.0-inning complete game, allowing one run on six hits, August 14 at Jupiter...was ninth in the organization in ERA.

2005: Spent entire season at Single-A Beloit...tossed a complete game shutout, April 13 at Kane County, earning his first win with Beloit...three-game win-streak, June 14-July 5...tossed his second complete game, August 13 at Lancaster, but lost, allowing two runs on four hits...ranked the 10th-best prospect and best changeup in the Twins system by *Baseball America*, entering the 2006 season.

2004: Began his professional career with the GCL Twins...did not allow more than one earned run in any of his seven starts...transferred to Rookie-Elizabethton, August 6...ranked fourth-best prospect in the GCL and third-best in the Appalachian League by *Baseball America*...ranked the sixth-best prospect in the Twins organization by *Baseball America*, entering the 2005 season.

PROFESSIONAL: Signed by scout Tim O'Neil.

WALDROP'S GAME HIGHS

2011			CAREER	
IP:	Walks:		IP:	Walks:
3.0, 9/9 at Det.	2, 9/16 vs. Cle.		3.0, 9/9/11 at Det.	2, 9/16/11 vs. Cle.
SO: 2, 2x, last 9/24 at Cle.	CG: - -		SO: 2, 2x, last 9/24/11 at Cle.	CG: - -
Win-Streak: 1, 9/25	Low-Hit: - -		Win-Streak: 1, 9/25/11	Low-Hit: - -

WALDROP'S PITCHING RECORD																				
YEAR	CLUB	W-L	ERA	G	GS	CG	SH	SV	IP	H	R	ER	HR	HB	BB	SO	WP	BK	BAA	
2004	GCL Twins	3- 2	1.42	7	7	0	0	0	38.0	32	9	6	1	1	4	30	1	1	.229	
	Elizabethhton	2- 0	3.24	4	4	0	0	0	25.0	21	10	9	1	1	3	25	0	0	.221	
2005	Beloit	6-11	4.98	27	27	2	1	0	151.2	182	93	84	17	8	23	108	9	0	.291	
2006	Beloit	6- 3	3.85	18	18	1	1	0	110.0	110	54	47	8	14	17	62	8	0	.259	
	Ft. Myers	3- 2	3.57	8	7	1	0	0	45.1	48	27	18	4	0	17	25	2	0	.265	
2007	New Britain	3- 6	5.34	11	11	0	0	0	59.0	74	42	35	7	10	19	33	3	0	.306	
	Ft. Myers	7- 5	3.40	16	16	0	0	0	82.2	90	42	35	3	9	24	57	5	1	.260	
2008	INJURED - DID NOT PLAY																			
2009	Ft. Myers	3- 2	3.09	20	0	0	0	3	35.0	43	15	12	0	2	7	20	1	0	.312	
	New Britain	2- 3	1.46	31	0	0	0	0	55.2	51	14	9	2	7	18	30	4	0	.246	
2010	Rochester	5- 3	2.57	59	0	0	0	2	87.2	89	38	25	5	7	20	60	4	1	.262	
2011	Rochester	5- 5	3.87	56	0	0	0	3	79.0	84	39	34	7	4	18	44	4	0	.276	
	MINNESOTA	1- 0	5.73	7	0	0	0	0	11.0	10	7	7	1	0	6	5	1	0	.233	
Minor League Totals		45-42	3.63	257	90	4	2	8	779.0	824	383	314	55	63	170	494	41	3	.271	
Major League Totals		1- 0	5.73	7	0	0	0	0	11.0	10	7	7	1	0	6	5	1	0	.233	

WALDROP'S FIELDING RECORD								
POSITION	PCT	G	PO	A	E	TC	DP	PB
Pitcher	1.000	7	0	2	0	2	0	—

WALDROP'S DAY-BY-DAY											
Date	Opp.	Score	Dec.	IP	H	R	ER	HR	BB	SO	Left Game or IR/IRS
9/5	CWS.	0-4	ND	1.2	3	2	2	0	1	1	0/0
9/9	@Det.	4-8	ND	3.0	1	1	1	1	1	0	0/0
9/14	@K.C.	3-7	ND	0.2	3	2	2	0	0	0	0/0
9/16	Cle.	6-7	ND	1.2	0	1	1	0	2	0	0/0
9/19	@NYY.	4-6	ND	2.0	2	1	1	0	1	2	0/0
9/24 (2)	@Cle.	6-7	ND	1.0	0	0	0	0	1	2	0/0
9/25	@Cle	3-2	W	1.0	1	0	0	0	0	0	0/0
SEPTEMBER TOTALS				1-0	11.0	10	7	7	6	5	5.73 ERA
POST-ASG TOTALS				1-0	11.0	10	7	7	6	5	5.73 ERA
SEASON TOTALS				1-0	11.0	10	7	7	6	5	5.73 ERA

PLAYERS WHO DID NOT FINISH WITH TWINS



JIM THOME

DESIGNATED HITTER/FIRST BASEMAN

25

Height: 6-3

Bats: L

Born: 8/27/70 in Peoria, IL

Resides: Hinsdale, IL

Acquired: Signed as free agent, 1/14/11

M.L. Service: 18 years, 42 days

Contract Status: Signed thru 2011

Weight: 250

Throws: R



PERSONAL: James Howard Thome (pronounced TOW-mee)...wife Andrea...children Lila and Landon...1988 graduate of Limestone (IL) High School, where he was All-State in baseball and basketball...played baseball and basketball at Illinois Central College...Illinois Central named its baseball stadium in Thome's honor and awarded him an honorary degree on December 16, 2006...named Best Teammate in Major League Baseball in a 2005 survey by the Tribune Co., garnering nearly three times the votes of any other player.

2011:

- Began his second season with Minnesota after signing a one-year contract, January 26...entered his 22nd season in professional baseball and his 20th in the Major Leagues.
- Placed on 15-day disabled list, May 3 (retro to May 1) with a strained left oblique...reinstated from 15-day disabled list, May 23, missing 19 games.
- Had 47th career multi-homer game, going 2-for-4 with four rbi, May 23 vs. Seattle.
- Placed on 15-day disabled list, with strained right quadriceps, June 2...reinstated from 15-day disabled list, June 25th.
- Hit safely in 10 consecutive games, July 22-August 6...recorded multiple hits four times in that span.
- Moved into sole possession of 28th on the All-Time rbi list (1,637), passing Ernie Banks, June 26 at Milwaukee.
- Hit 596th home run, July 17 vs. Kansas City, an estimated distance of 490 feet, marking longest in Target Field history.
- Hit safely in a season-high 10 straight games, July 22-August 6.
- Hit his 597th career home run and tied Tony Perez for 27th all-time with his 1,652nd career rbi, July 31 at Oakland.
- Moved into sole possession of 27th on the all-time rbi list with 1,653, passing Tony Perez, August 2 at Los Angeles (AL).
- Hit his 598th career home run, August 4 at Los Angeles (AL).
- Tied Mel Ott for eighth place on baseball's all-time walk list, recording his 1,708th, August 10 vs. Boston...recorded his 1,709th, passing, Ott, two games later, August 12 vs Cleveland.
- Named American League Player of the Week, August 15-21 for the eighth time in his career (sixth as an American Leaguer).
- Became eighth member of the 600 home run club, hitting his 599th and 600th career homers (48th career multi-homer game) off Rick Porcello and Daniel Schlereth, August 15 at Detroit...also had a season-high three hits and five rbi in the game...became the first player to hit home run numbers 599 and 600 in consecutive at-bats...his 48th career multi-homer game are second-most among active players and seventh-most all-time...became the oldest player to reach 600 at 40 years, 353 days...his 600th home run came on his 8,167th at-bat, second fewest behind Babe Ruth (6,921).
- Traded to the Cleveland Indians for a player to be named later (cash), August 25th, after being claimed off waivers.
- Batted .243 (50-for-206) with 12 doubles, 12 home runs and 40 rbi in 71 games with the Twins.

PROFESSIONAL: Cleveland Indians 13th round pick in June, 1989 First-Year Player Draft...signed by scout Tom Coustoun.

THOME'S GAME HIGHS

2011			CAREER	
Hits: 3, 2x, last 8/15 at Det.	HR: 2, 2x, last 8/15 at Det.		Hits: 4, 11x, last 7/8/08 at K.C.	HR: 3, 2x, last 7/6/01 vs. STL.
RBI: 5, 8/15 at Det.	Hit-Streak: 10, 7/22-8/6		RBI: 7, 7/17/09 vs. Bal.	Hit-Streak: 16, 5/25-6/10/98
Grand Slams: - -	SB: - -		Grand Slams: 1, 9x, last 7/17/09 vs. Bal.	SB: 1, 19x, last 5/8/08 vs. Min.

THOME'S PLAYING RECORD																					
YEAR	CLUB	AVG	G	AB	R	H	2B	3B	HR	RBI	SH	SF	HB	BB	SO	SB	CS	E	OBP		
1989	GCL Indians	.237	55	186	22	44	5	3	0	22	3	2	1	21	33	6	4	21	.314		
1990	Burlington	.373	34	118	31	44	7	1	12	34	0	0	4	27	18	6	3	11	.503		
	Kinston	.308	33	117	19	36	4	1	4	16	0	1	1	24	26	4	1	8	.427		
1991	Canton-Akron	.337	84	294	47	99	20	2	5	45	0	3	4	44	58	8	2	17	.426		
	Colorado Springs	.285	41	151	20	43	7	3	2	28	0	3	0	12	29	0	0	6	.331		
	CLEVELAND	.255	27	98	7	25	4	2	1	9	0	0	1	5	16	1	1	8	.298		
1992	Canton-Akron	.336	30	107	16	36	9	2	1	14	0	0	1	24	30	0	2	4	.462		
	CLEVELAND	.205	40	117	8	24	3	1	2	12	0	2	2	10	34	2	0	11	.275		
	Colorado Springs	.313	12	48	11	15	4	1	2	14	0	0	1	6	16	0	0	8	.400		
1993	Charlotte	.332	115	410	85	136	21	4	25	102	0	4	7	76	94	1	3	15	.441		
	CLEVELAND	.266	47	154	28	41	11	0	7	22	0	5	4	29	36	2	1	6	.385		
1994	CLEVELAND	.268	98	321	58	86	20	1	20	52	1	1	0	46	84	3	3	15	.359		
1995	CLEVELAND	.314	137	452	92	142	29	3	25	73	0	3	5	97	113	4	3	16	.438		
1996	CLEVELAND	.311	151	505	122	157	28	5	38	116	0	2	6	123	141	2	2	17	.450		
1997	CLEVELAND	.286	147	496	104	142	25	0	40	102	0	8	3	120	146	1	1	10	.423		
1998	CLEVELAND	.293	123	440	89	129	34	2	30	85	0	4	4	89	141	1	0	10	.413		
1999	CLEVELAND	.277	146	494	101	137	27	2	33	108	0	4	4	127	171	0	0	6	.426		
2000	CLEVELAND	.269	158	557	106	150	33	1	37	106	0	5	4	118	171	1	0	5	.398		
2001	CLEVELAND	.291	156	526	101	153	26	1	49	124	0	3	4	111	185	0	1	10	.416		
2002	CLEVELAND	.304	147	480	101	146	19	2	52	118	0	6	5	122	139	1	2	10	.445		
2003	PHILADELPHIA	.266	159	578	111	154	30	3	47	131	0	5	4	111	182	0	3	5	.385		
2004	PHILADELPHIA	.274	143	508	97	139	28	1	42	105	0	4	2	104	144	0	2	7	.396		
2005	Clearwater	.333	5	12	2	4	0	0	1	3	0	0	0	6	1	0	0	0	.556		
	PHILADELPHIA	.207	59	193	26	40	7	0	7	30	0	2	2	45	59	0	0	0	.360		
2006	CHICAGO (AL)	.288	143	490	108	141	26	0	42	109	0	7	6	107	147	0	0	0	.416		
2007	Charlotte	.214	5	14	2	3	1	0	0	5	0	0	0	6	3	0	0	0	.450		
	CHICAGO (AL)	.275	130	432	79	119	19	0	35	96	0	3	6	95	134	0	1	0	.410		
2008	CHICAGO (AL)	.245	149	503	93	123	28	0	34	90	0	4	4	91	147	1	0	0	.362		
2009	CHICAGO (AL)	.249	107	345	55	86	15	0	23	74	0	3	0	69	116	0	0	0	.372		
	LOS ANGELES (NL)	.235	17	17	0	4	0	0	0	3	0	0	0	0	7	0	0	0	.235		
2010	MINNESOTA	.283	108	276	48	78	16	2	25	59	0	2	2	60	82	0	0	0	.412		
2011	MINNESOTA	.243	71	206	21	50	12	0	12	40	0	1	0	35	69	0	0	0	.351		
	CLEVELAND	.296	22	71	11	21	4	0	3	10	0	0	0	11	23	0	0	0	.390		
Minor League Totals		.316	414	1457	255	460	78	17	52	283	3	13	19	246	308	25	15	90	.418		
American League Totals		.280	2107	6963	1332	1950	379	22	508	1405	1	63	60	1465	2095	19	15	124	.406		
National League Totals		.261	378	1296	234	337	65	4	96	269	0	11	8	260	492	0	5	12	.385		
Major League Totals		.277	2485	8259	1566	2287	444	26	604	1674	1	74	68	1725	2487	19	20	136	.403		



« JIM THOME

Jim Thome is presented with the ball he hit for his 600th career home run on August 15, 2011 in the visitor's clubhouse at Comerica Park in Detroit.

DELMON YOUNG

OUTFIELDER

Height: 6-3

Bats: R

Born: 9/14/85 in Montgomery, AL

Resides: Camarillo, CA


Acquired: Trade with Tampa Bay, 11/28/07

M.L. Service: 4 years, 34 days

Contract Status: Signed thru 2011

Weight: 240

Throws: R



21

PERSONAL: Delmon Damarcus Young...older brother Dmitri was the fourth player selected by St. Louis in the 1991 draft...they were the first set of brothers to each be taken within the first five selections of the draft, B.J. and Justin Upton are the only others who have done so...Delmon was on hand to see his brother's first Major League game in 1996...Delmon's sister, DeAnn, plays first base for the Oregon State University softball team...she earned All-Pac-10 Conference honorable mention and second team All-Pacific Region during her freshman year as the Beavers advanced all the way to the College World Series...at Camarillo High, she was a three-time First Team All-Pacific View League selection, the school's Co-Offensive Player of the Year as a sophomore and Pacific View League Player of the Year as a junior...father, Larry, was a Navy pilot and now is a commercial pilot...was the first player selected in the 2003 First-Year Player Draft and signed a five-year major league contract with the Rays on September 9, 2003...went to Instructional League, then made his pro debut in the Arizona Fall League one month after his 18th birthday and batted .417 (20-for-48) with five doubles, a triple and a home run.

2011:

- Entered his fourth season with Minnesota...played in 16 games before being placed on the 15-day disabled list with a left oblique strain, April 27...reinstated, May 13.
- Placed on 15-day disabled list, June 26 with a right ankle sprain, suffering the injury attempting to catch a fly ball, June 25 at Milwaukee...played in nine games with Triple-A Rochester on rehab assignment, July 4-10...returned from rehab assignment and reinstated from disabled list, July 11.
- Season-high six-game hitting-streak, May 18-23.
- Batted .321 (27-for-84) in 22 June games.
- Third career two-homer game, August 3 at Los Angeles (AL), both off Angels' starter Joel Pineiro.
- Claimed off waivers by Detroit and traded to the Tigers for left-handed minor league pitcher Cole Nelson and a player to be named later (right-handed pitcher Lester Oliveros), August 15.

PROFESSIONAL: Tampa Bay's 1st round pick (1st overall) in the June, 2003 First-Year Player Draft...signed by scout Rich Aude.

YOUNG'S GAME HIGHS

2011

Hits: 3, 3x, last 7/14 vs. K.C.
RBI: 3, 2x, last 8/3 at LAA.
Grand Slams: --

HR: 2, 8/3 at LAA.

Hit-Streak: 6, 5/18-23

SB: 1, 4/16 at T.B.



CAREER

Hits: 4, 6x, last 7/26/10 at K.C.

RBI: 5, 2x, last 10/2/09 vs. K.C.

Grand Slams: 1, 10/2/09 vs. K.C.

HR: 2, 3x, last 8/3/11 at LAA.

Hit-Streak: 13, 6/15-28/07

SB: 2, 4/29/08 vs. CWS.

YOUNG'S PLAYING RECORD

YEAR	CLUB	AVG	G	AB	R	H	2B	3B	HR	RBI	SH	SF	HB	BB	SO	SB	CS	E	OBP
2004	Charleston	.320	131	513	95	164	26	5	25	115	0	6	6	53	120	21	6	5	.386
2005	Montgomery	.336	84	330	59	111	13	4	20	71	0	8	7	25	66	25	8	7	.386
	Durham	.285	52	228	33	65	13	3	6	28	0	0	2	4	33	7	4	6	.303
2006	Durham	.316	86	342	50	108	22	4	8	59	0	10	3	15	65	22	4	2	.341
	TAMPA BAY	.317	30	126	16	40	9	1	3	10	0	1	3	1	24	2	2	1	.336
2007	TAMPA BAY	.288	162	645	65	186	38	0	13	93	0	7	3	26	127	10	3	7	.316
2008	MINNESOTA	.290	152	575	80	167	28	4	10	69	1	5	7	35	105	14	5	8	.336
2009	MINNESOTA	.284	108	395	50	112	16	2	12	60	0	5	4	12	92	2	5	5	.308
2010	MINNESOTA	.298	153	570	77	170	46	1	21	112	0	9	6	28	81	5	4	4	.333
2011	Rochester	.290	9	31	5	9	3	0	2	5	0	0	0	1	5	0	0	0	.313
	MINNESOTA	.266	84	305	26	81	16	0	4	32	0	2	0	18	55	1	0	5	.305
	DETROIT	.274	40	168	28	46	5	1	8	32	0	3	2	5	30	0	0	2	.298
Minor League Totals		.317	362	1444	242	458	77	16	61	278	0	24	18	98	289	75	22	20	.362
Major League Totals		.288	729	2784	342	802	158	9	71	408	1	32	25	125	514	34	19	32	.321

2011 FINAL STANDINGS

AMERICAN LEAGUE

EAST DIVISION	WON	LOST	PCT.	GB	HOME	ROAD
NEW YORK	97	65	.599	-	52- 29	45- 36
TAMPA BAY	91	71	.562	6.0	47- 34	44- 37
BOSTON	90	72	.556	7.0	45- 36	45- 36
TORONTO	81	81	.500	16.0	42- 39	39- 42
BALTIMORE	69	93	.426	28.0	39- 42	30- 51
CENTRAL DIVISION	WON	LOST	PCT.	GB	HOME	ROAD
DETROIT	95	67	.586	-	50- 31	45- 36
CLEVELAND	80	82	.494	15.0	44- 37	36- 45
CHICAGO	79	83	.488	16.0	36- 45	43- 38
KANSAS CITY	71	91	.438	24.0	40- 41	31- 50
MINNESOTA	63	99	.389	32.0	33- 48	30- 51
WEST DIVISION	WON	LOST	PCT.	GB	HOME	ROAD
TEXAS	96	66	.593	-	52- 29	44- 37
LOS ANGELES	86	76	.531	10.0	45- 36	41- 40
OAKLAND	74	88	.457	22.0	43- 38	31- 50
SEATTLE	67	95	.414	29.0	39- 45	28- 50

NATIONAL LEAGUE

EAST DIVISION	WON	LOST	PCT.	GB	HOME	ROAD
PHILADELPHIA	102	60	.630	-	52- 29	43- 35
ATLANTA	89	73	.549	13.0	47- 34	35- 46
WASHINGTON	80	81	.497	21.5	44- 36	39- 42
NEW YORK	77	85	.475	25.0	34- 47	32- 49
FLORIDA	72	90	.444	30.0	32- 49	28- 53
CENTRAL DIVISION	WON	LOST	PCT.	GB	HOME	ROAD
MILWAUKEE	96	66	.593	-	57- 24	39- 42
ST. LOUIS	90	72	.556	6.0	45- 36	45- 36
CINCINNATI	79	83	.488	17.0	42- 39	37- 44
PITTSBURGH	72	90	.444	24.0	36- 45	36- 45
CHICAGO	71	91	.438	25.0	39- 42	32- 49
HOUSTON	56	106	.346	40.0	31- 50	25- 56
WEST DIVISION	WON	LOST	PCT.	GB	HOME	ROAD
ARIZONA	94	68	.580	-	51- 30	43- 38
SAN FRANCISCO	86	76	.531	8.0	46- 35	40- 41
LOS ANGELES	82	79	.509	11.5	42- 39	40- 40
COLORADO	73	89	.451	21.0	38- 43	35- 46
SAN DIEGO	71	91	.438	23.0	35- 46	36- 45

TWINS FINAL CLUB STATISTICS — 2011

	HOME		ROAD		TOTALS	
	W	L	W	L	W	L
VS. BALTIMORE	0	4	2	2	2	6
VS. BOSTON	1	2	1	3	2	5
VS. NEW YORK	1	3	1	3	2	6
VS. TAMPA BAY	2	4	1	3	3	7
VS. TORONTO	0	3	1	2	1	5
TOTALS VS. EAST	4	16	6	13	10	29
VS. CHICAGO (AL)	3	6	6	3	9	9
VS. CLEVELAND	4	5	3	6	7	11
VS. DETROIT	2	7	2	7	4	14
VS. KANSAS CITY	6	3	4	5	10	8
TOTALS VS. CENTRAL	15	21	15	21	30	42
VS. LOS ANGELES	1	2	2	4	3	6
VS. OAKLAND	1	2	3	2	4	4
VS. SEATTLE	2	4	1	1	3	5
VS. TEXAS	3	1	2	2	5	3
TOTALS VS. WEST	7	9	8	9	15	18
TOTALS VS. A.L.	26	46	29	43	55	89
VS. ARIZONA	0	0	0	3	0	3
VS. LOS ANGELES	2	1	0	0	2	1
VS. MILWAUKEE	2	1	0	3	2	4
VS. SAN DIEGO	3	0	0	0	3	0
VS. SAN FRANCISCO	0	0	1	2	1	2
TOTALS VS. N.L.	7	2	1	8	8	10
OVERALL TOTALS	33	48	30	51	63	99

DOUBLEHEADERS (HOME)
DOUBLEHEADERS (ROAD)

WON 0 LOST 0 SPLIT 0
WON 0 LOST 0 SPLIT 0

	MIN	OPP		WON	LOST
DOUBLE PLAYS	153	140	STARTERS	46	71
TRIPLE PLAYS	0	0	RELIEVERS	17	28
LEFT ON BASE	1080	1141	STREAKS	8	11
GRAND SLAM HR	2	2			
HOME RUNS - HOME	46	80			
HOME RUNS - ROAD	57	81			

	HOME		ROAD		TOTALS	
	W	L	W	L	W	L
SHUTOUTS	6	8	2	5	8	13
SHO - INDIVIDUAL	2	1	1	0	3	1
EXTRA INNINGS	2	2	4	2	6	4
ONE-RUN DECISIONS	17	12	10	20	27	32
TWO-RUN DECISIONS	4	6	5	4	9	10
VS. LH STARTERS	13	15	8	11	21	26
VS. RH STARTERS	20	33	22	40	42	73
GRASS FIELDS	33	48	28	46	61	94
ARTIFICIAL FIELDS	0	0	2	5	2	5
DAY GAMES	15	18	9	18	24	36
NIGHT GAMES	18	30	21	33	39	63

ATTENDANCE

HOME 3,168,107 (81 DATES) 39,112 AVG
ROAD 2,344,923 (81 DATES) 28,950 AVG

TWINNS FINAL STATISTICS — 2011

PLAYER	AVG	G	AB	R	H	2B	3B	HR	RBI	SH	SF	HB	BB	SO	SB	CS	E	OBP
Benson	.239	21	71	3	17	6	1	0	2	0	0	0	3	21	2	2	2	.270
Butera	.167	93	234	19	39	9	1	2	23	6	1	2	11	42	0	0	5	.210
Casilla	.260	97	323	52	84	21	4	2	21	8	3	3	28	45	15	4	11	.322
RIGHT	.231		108		25	8	0	0	7	4	1	0	5	11				.263
LEFT	.274		215		59	13	4	2	14	4	2	3	23	34				.350
Cuddyer	.284	139	529	70	150	29	2	20	70	0	3	4	48	95	11	1	7	.346
Dinkelmann	.301	23	73	5	22	1	0	0	4	0	0	1	4	14	2	0	0	.346
Holm	.118	6	17	1	2	1	0	0	0	0	0	0	1	4	0	0	0	.167
Hughes	.223	96	287	31	64	12	0	7	30	2	1	3	24	79	3	2	5	.289
Kubel	.273	99	366	37	100	21	1	12	58	0	2	1	32	86	1	1	1	.332
Mauer	.287	82	296	38	85	15	0	3	30	0	2	3	32	38	0	0	5	.360
Morneau	.227	69	264	19	60	16	0	4	30	0	2	3	19	44	0	0	1	.285
Nishioka	.226	68	221	14	50	5	0	0	19	3	0	1	15	43	2	4	12	.278
RIGHT	.203		79		16	3	0	0	5	1	0	0	2	15				.222
LEFT	.239		142		34	2	0	0	14	2	0	1	13	28				.308
Parmelee	.355	21	76	8	27	6	0	4	14	0	0	0	12	13	0	0	2	.443
Plouffe	.238	81	286	47	68	18	1	8	31	2	3	4	25	71	3	3	12	.305
Repko	.226	67	133	21	30	2	0	2	11	3	0	2	6	38	7	2	1	.270
Revere	.267	117	450	56	120	9	5	0	30	3	0	2	26	41	34	9	7	.310
Rivera	.144	45	104	9	15	3	0	1	5	0	1	1	8	32	0	0	3	.211
Span	.264	70	284	37	75	11	5	2	16	0	0	0	27	36	6	1	1	.328
Thome	.243	71	206	21	50	12	0	12	40	0	1	0	35	69	0	0	0	.351
Tolbert	.198	87	207	22	41	10	2	0	11	4	0	4	11	31	3	2	6	.252
RIGHT	.226		53		12	1	0	0	2	1	0	1	4	7				.293
LEFT	.188		154		29	9	2	0	9	3	0	3	7	24				.238
Tosoni	.203	60	172	20	35	7	1	5	22	0	0	3	14	42	0	2	3	.275
Valencia	.246	154	564	63	139	28	2	15	72	0	4	0	40	102	2	6	18	.294
Young	.266	84	305	26	81	16	0	4	32	0	2	0	18	55	1	0	5	.305
Baker	.400	23	5	0	2	1	0	0	0	0	0	0	0	1	0	0	0	.400
Blackburn	.000	26	2	0	0	0	0	0	0	0	0	0	0	0	0	0	2	.000
Duensing	.000	33	4	0	0	0	0	0	0	0	0	0	0	2	0	0	4	.000
Liriano	.500	26	2	0	1	0	0	0	1	0	0	0	1	0	0	0	0	.667
Pavano	.000	33	6	0	0	0	0	0	0	0	0	0	0	4	0	0	2	.000
PITCHERS	.158	162	19	0	3	1	0	0	1	0	0	0	1	7	0	0	12	.200
MINNESOTA	.247	162	5487	619	1357	259	25	103	572	31	25	37	440	1048	92	39	119	.306
OPPONENTS	.281	162	5571	804	1564	291	43	161	762	43	62	54	480	940	96	44	115	.340
DH	.245	162	564	68	138	26	0	26	96	0	2	4	70	135	5	0	0	.331

PITCHER	W	L	ERA	G	GS	CG	SH	SV	IP	H	R	ER	HR	HB	BB	SO	WP	BK	BAA
Baker	8	6	3.14	23	21	1	0	0	134.2	126	50	47	15	4	32	123	4	0	.248
Blackburn	7	10	4.49	26	26	1	0	0	148.1	183	91	74	19	4	54	76	5	0	.305
Burnett	2	5	5.51	66	0	0	0	0	50.2	50	32	31	4	8	21	33	2	0	.263
Capps	4	7	4.25	69	0	0	0	15	65.2	66	31	31	10	4	13	34	1	0	.262
Cuddyer	0	0	0.00	1	0	0	0	0	1.0	2	0	0	0	0	1	0	0	0	.400
Diamond	1	5	5.08	7	7	0	0	0	39.0	51	25	22	3	0	17	19	3	0	.317
Duensing	9	14	5.23	32	28	1	1	0	161.2	193	102	94	21	1	52	115	3	0	.299
Dumatrait	1	3	3.92	45	0	0	0	1	41.1	45	22	18	7	1	25	29	2	0	.276
Hacker	0	0	0.00	2	0	0	0	0	5.1	4	1	0	0	0	4	2	0	0	.235
Hendriks	0	2	6.17	4	4	0	0	0	23.1	29	16	16	3	0	6	16	1	0	.312
Hoey	1	2	5.47	26	0	0	0	0	24.2	34	20	15	4	0	13	14	1	0	.330
Hughes	1	0	9.95	15	0	0	0	0	12.2	19	14	14	4	1	8	11	0	0	.365
James	0	0	6.10	8	0	0	0	0	10.1	12	7	7	1	0	4	8	0	2	.293
Liriano	9	10	5.09	26	24	1	1	0	134.1	125	81	76	14	7	75	112	9	0	.249
Manship	0	0	8.10	5	0	0	0	0	3.1	5	3	3	0	0	4	2	0	0	.385
Mijares	0	2	4.59	58	0	0	0	0	49.0	53	31	25	4	3	30	30	1	0	.275
Nathan	2	1	4.84	48	0	0	0	14	44.2	38	26	24	7	3	14	43	3	0	.222
Oliveros	0	0	4.05	10	0	0	0	0	13.1	13	6	6	0	0	7	9	0	0	.277
Pavano	9	13	4.30	33	33	3	1	0	222.0	262	123	106	23	8	40	102	4	2	.294
Perkins	4	4	2.48	65	0	0	0	2	61.2	55	19	17	2	1	21	65	3	0	.244
Slama	0	0	0.00	2	0	0	0	0	2.1	0	0	0	0	0	2	3	1	0	.000
Slowey	0	8	6.67	14	8	0	0	0	59.1	78	44	44	10	3	5	34	0	0	.321
Swarzak	4	7	4.32	27	11	0	0	0	102.0	111	53	49	9	6	26	55	3	1	.275
Waldrup	1	0	5.73	7	0	0	0	0	11.0	10	7	7	1	0	6	5	1	0	.233
MINNESOTA	63	99	4.58	162	162	7	8	32	1421.2	1564	804	724	161	54	480	940	47	5	.281
OPPONENTS	99	63	3.45	162	162	4	13	49	1440.1	1357	619	552	103	37	440	1048	54	7	.247

TWINS FINAL STATISTICS — 2011

Fielding

PLAYER	POS	PCT	G	GS	PO	A	E	TC	DP	TP	PB
Baker.....	p.....	1.000	23	21	11	6	0	17	0	0	--
Benson.....	of.....	.957	20	19	44	0	2	46	0	0	--
Blackburn.....	p.....	.952	26	26	10	30	2	42	2	0	--
Burnett.....	p.....	.900	66	0	3	6	1	10	0	0	--
Butera.....	c.....	.989	93	75	418	38	5	461	3	0	7
Capps.....	p.....	1.000	69	0	3	12	0	15	0	0	--
Casilla.....	2b.....	.977	56	53	85	174	6	265	38	0	--
.....	ss.....	.969	36	36	56	101	5	162	23	0	--
Cuddyer.....	1b.....	.995	46	41	355	23	2	380	31	0	--
.....	2b.....	.989	17	17	35	52	1	88	7	0	--
.....	of.....	.974	77	73	142	6	4	152	1	0	--
.....	p.....	.000	1	0	0	0	0	0	0	0	--
Diamond.....	p.....	1.000	7	7	1	3	0	4	0	0	--
Dinkelman.....	2b.....	1.000	11	11	24	32	0	56	8	0	--
.....	of.....	1.000	10	7	20	0	0	20	0	0	--
Duensing.....	p.....	.875	32	28	10	18	4	32	0	0	--
Dumatrait.....	p.....	1.000	45	0	2	7	0	9	0	0	--
Hacker.....	p.....	1.000	2	0	0	1	0	1	0	0	--
Hendriks.....	p.....	1.000	4	4	0	6	0	6	0	0	--
Hoey.....	p.....	1.000	26	0	2	2	0	4	0	0	--
Holm.....	c.....	1.000	6	5	33	1	0	34	1	0	0
Hughes, D.....	p.....	1.000	15	0	1	1	0	2	0	0	--
Hughes, L.....	1b.....	.997	36	30	278	13	1	292	26	0	--
.....	2b.....	.989	37	34	79	108	2	189	25	0	--
.....	3b.....	.949	13	12	10	27	2	39	2	0	--
James.....	p.....	1.000	8	0	0	2	0	2	0	0	--
Kubel.....	of.....	.992	58	57	110	9	1	120	3	0	--
Liriano.....	p.....	1.000	26	24	5	17	0	22	1	0	--
Manship.....	p.....	1.000	5	0	1	0	0	1	0	0	--
Mauer.....	c.....	.987	52	47	291	18	4	313	2	0	4
.....	1b.....	.994	18	16	158	11	1	170	15	0	--
.....	of.....	1.000	1	1	3	0	0	3	0	0	--
Mijares.....	p.....	.857	58	0	2	4	1	7	0	0	--
Morneau.....	1b.....	.998	56	55	440	44	1	485	52	0	--
Nathan.....	p.....	1.000	48	0	5	4	0	9	0	0	--
Nishioka.....	2b.....	.923	6	6	10	14	2	26	8	0	--
.....	ss.....	.964	60	59	96	172	10	278	34	0	--
Oliveros.....	p.....	1.000	10	0	0	2	0	2	1	0	--
Parmelee.....	1b.....	.989	20	20	164	12	2	178	19	0	--
Pavano.....	p.....	.965	33	33	16	39	2	57	4	0	--
Perkins.....	p.....	.909	65	0	3	7	1	11	0	0	--
Plouffe.....	1b.....	.000	1	0	0	0	0	0	0	0	--
.....	2b.....	.986	17	15	32	36	1	69	10	0	--
.....	ss.....	.944	45	45	73	111	11	195	33	0	--
.....	of.....	1.000	13	11	19	1	0	20	1	0	--
Repko.....	of.....	.988	55	34	78	2	1	81	0	0	--
Revere.....	of.....	.976	106	105	285	3	7	295	0	0	--
Rivera.....	c.....	.988	44	35	231	16	3	250	1	0	1
Slama.....	p.....	.000	2	0	0	0	1	1	0	0	--
Slowey.....	p.....	1.000	14	8	4	5	0	9	0	0	--
Span.....	of.....	.995	67	67	206	1	1	208	0	0	--
Swarzak.....	p.....	1.000	27	11	3	7	0	10	1	0	--
Tolbert.....	2b.....	.979	36	26	61	78	3	142	23	0	--
.....	3b.....	1.000	6	4	2	3	0	5	1	0	--
.....	ss.....	.973	31	22	41	66	3	110	19	0	--
Tosoni.....	of.....	.968	42	37	87	4	3	94	0	0	--
Valencia.....	3b.....	.949	147	146	73	260	18	351	20	0	--
Waldrop.....	p.....	1.000	7	0	0	2	0	2	0	0	--
Young.....	of.....	.967	75	75	144	4	5	153	1	0	--
TOTALS980	162	162	4265	1621	119	6005	153	0	12

TWINS 2011 DAY-BY-DAY

Date	Opp.	Score	W/L	Rcd.	Pos.	GA/ GB	Daily Hm Att.	Total Hm Att.	Date	Winner/Loser/Save
APRIL (9-17)		Batting: .233 (203-for-873)						Pitching: 9-17-7, 4.88 (227.0 ip, 123 er)		
1-----	Tor.	3-13	L	0- 1	T3	-1.0			Romero	Pavano
2-----	Tor.	1- 6	L	0- 2	T3	-2.0			Drabek	Liriano
3-----	Tor.	4- 3	W	1- 2	T3	-1.5			Blackburn	Cecil
4-----	NY.	3- 4	L	1- 3	T4	-2.0			Nova	Baker
5-----	NY.	*5- 4	W	2- 3	4	-2.0			Capps	Logan
6-----	NY.	PPD - RAIN				T4	-1.5			
7-----	NY.	3- 4	L	2- 4	T4	-2.0			Burnett	Liriano
8-----	Oak.	2- 1	W	3- 4	T4	-2.0	+40,714	40,714	1	Pavano
9-----	Oak.	0- 1	L	3- 5	T4	-3.0	+39,936	80,650	2	Gonzalez
10-----	Oak.	3- 5	L	3- 6	T4	-4.0	+38,484	119,134	3	McCarthy
11-----	OFF DAY					4	-4.5			
12-----	K.C.	*4- 3	W	4- 6	4	-3.5	38,154	157,288	4	Hughes
13-----	K.C.	5-10	L	4- 7	5	-3.5	36,286	193,574	5	Davies
14-----	T.B.	*3- 4	L	4- 8	5	-4.0			Farnsworth	Capps
15-----	T.B.	2- 5	L	4- 9	5	-5.0			Davis	Blackburn
16-----	T.B.	3- 4	L	4-10	5	-6.0			Cruz	Nathan
17-----	T.B.	4- 2	W	5-10	5	-6.0			Duensing	Hellickson
18-----	Bal.	5- 3	W	6-10	5	-6.0			Liriano	Tillman
19-----	Bal.	0-11	L	6-11	5	-6.0			Arrieta	Pavano
20-----	Bal.	4- 5	L	6-12	5	-7.0			Britton	Blackburn
21-----	Bal.	3- 1	W	7-12	5	-6.0			Baker	Guthrie
22-----	Cle.	PPD - RAIN				5	-6.0			
23-----	Cle.	10- 3	W	8-12	4	-5.0	+39,459	233,033	6	Duensing
24-----	Cle.	4- 3	W	9-12	4	-4.0	+39,388	272,421	7	Pavano
25-----	OFF DAY					4	-4.0			
26-----	T.B.	PPD - RAIN				4	-4.5			
27-----	T.B.	2- 8	L	9-13	4	-5.5	36,714	309,135	8	Davis
28-----	T.B.	3-15	L	9-14	T4	-6.0	38,215	347,350	9	Hellickson
29-----	T.B. ^	1- 6	L	9-15	T4	-7.0	36,456	383,806	10	Niemann
29-----	K.C.	3- 4	L	9-16	T4	-8.0			Wood	Burnett
30-----	K.C.	2-11	L	9-17	T4	-9.0			Adcock	Duensing
MAY (8-19)		Batting: .244 (230-for-942)						Pitching: 8-19-3, 4.87 (240.1 ip, 130 er)		
1-----	K.C.	3-10	L	9-18	T4	-10.0			Hochevar	Pavano
2-----	OFF DAY					5	-10.0			
3-----	CWS.	1- 0	W	10-18	4	-10.0			Liriano	Jackson
4-----	CWS.	3- 2	W	11-18	4	-9.0			Blackburn	Danks
5-----	OFF DAY					4	-9.5			
6-----	Bos.	9- 2	W	12-18	4	-8.5			Baker	Wakefield
7-----	Bos.	0- 4	L	12-19	4	-9.5			Buchholz	Duensing
8-----	Bos.	5- 9	L	12-20	4	-9.5			Matsuzaka	Pavano
9-----	Bos.	*1- 2	L	12-21	5	-10.0			Okajima	Hoey
10-----	Det.	2-10	L	12-22	5	-11.0	+38,949	422,755	11	Porcello
11-----	Det.	7- 9	L	12-23	5	-11.0	+38,938	461,693	12	Benoit
12-----	OFF DAY					5	-10.5			
13-----	Tor.	0- 2	L	12-24	5	-11.5	+38,809	500,502	13	Romero
14-----	Tor.	*3- 9	L	12-25	5	-12.0	+39,934	540,436	14	Rauch
15-----	Tor.	3-11	L	12-26	5	-12.5	+39,301	579,737	15	Morrow
16-----	Sea.	2- 5	L	12-27	5	-13.5			Pineda	Baker
17-----	Sea.	2- 1	W	13-27	5	-13.5			Liriano	Hernandez
18-----	Oak.	*4- 3	W	14-27	5	-12.5			Nathan	Fuentes
19-----	Oak.	11- 1	W	15-27	5	-11.5			Blackburn	Ross
20-----	Ari.	7- 8	L	15-28	5	-12.5			Kennedy	Duensing
21-----	Ari.	6- 9	L	15-29	5	-13.5			Heilman	Capps
22-----	Ari.	2- 3	L	15-30	5	-14.5			Hudson	Burnett
23-----	Sea.	*7- 8	L	15-31	5	-15.5	37,498	617,235	16	Wright
24-----	Sea.	4- 2	W	16-31	5	-14.5	37,691	654,926	17	Blackburn
25-----	Sea.	0- 3	L	16-32	5	-14.5	+38,860	693,786	18	Bedard
26-----	OFF DAY					5	-14.5			
27-----	LAA.	5- 6	L	16-33	5	-14.5	+38,967	732,753	19	Downs
28-----	LAA.	*1- 0	W	17-33	5	-14.5	+39,824	772,577	20	Burnett
29-----	LAA.	5- 6	L	17-34	5	-14.5	+39,867	812,444	21	Haren
30-----	Det.	5- 6	L	17-35	5	-14.5			Albuquerque	Burnett
31-----	Det.	7- 8	L	17-36	5	-15.5			Albuquerque	Dumatrait
JUNE (17-9)		Batting: .249 (216-for-868)						Pitching: 17-9-7, 3.08 (228.0 ip, 78 er)		
1-----	Det.	2- 4	L	17-37	5	-16.5			Porcello	Baker
2-----	K.C.	8- 2	W	18-37	5	-15.5			Swarzak	O'Sullivan
3-----	K.C.	5- 2	W	19-37	5	-14.5			Pavano	Duffy
4-----	K.C.	7- 2	W	20-37	5	-13.5			Blackburn	Hochevar
5-----	K.C.	6- 0	W	21-37	5	-12.5			Duensing	Francis
6-----	Cle.	6- 4	W	22-37	5	-11.5			Baker	Tomlin

TWINS' 2011 DAY-BY-DAY

Date	Opp.	Score	W/L	Rcd.	Pos.	GA/GB	Daily Home Att.	Total Home Att.	Date	Winner	Loser	Save
7-----	Cle.	0- 1	L	22-38	5	-12.5				Carrasco	Liriano	C. Perez
8-----	Cle.	*3- 2	W	23-38	5	-11.5				Capps	C. Perez	Dumatrait
9-----	Tex.	5- 4	W	24-38	5	-11.0	+38,761	851,205	22	Hoey	Low	
10-----	Tex.	3- 9	L	24-39	5	-11.0	+38,907	890,112	23	Wilson	Duensing	
11-----	Tex.	8- 1	W	25-39	5	-10.0	+40,420	930,532	24	Baker	Lewis	
12-----	Tex.	6- 1	W	26-39	5	-9.0	+39,281	969,813	25	Liriano	Harrison	
13-----	OFF DAY				5	-9.5						
14-----	CWS.	PPD-RAIN			5	-10.0						
15-----	CWS.	4- 1	W	27-39	5	-9.0	37,437	1,007,250	26	Pavano	Floyd	
16-----	CWS.	1- 0	W	28-39	5	-9.0	+39,484	1,046,734	27	Blackburn	Buehrle	Capps
17-----	S.D.	6- 5	W	29-39	5	-8.0	+39,205	1,085,939	28	Duensing	Richard	Capps
18-----	S.D.	1- 0	W	30-39	T4	-8.0	+40,225	1,126,164	29	Baker	Stauffer	Capps
19-----	S.D.	5- 4	W	31-39	4	-8.0	+40,655	1,166,819	30	Burnett	Qualls	
20-----	OFF DAY				4	-7.5						
21-----	S.F.	9- 2	W	32-39	4	-6.5				Pavano	Bumgarner	
22-----	S.F.	1- 5	L	32-40	4	-7.5				Vogelsong	Blackburn	
23-----	S.F.	1- 2	L	32-41	4	-8.0				Lincecum	Duensing	Wilson
24-----	Mil.	3- 4	L	32-42	4	-8.0				Wolf	Baker	Axford
25-----	Mil.	1-11	L	32-43	4	-8.0				Gallardo	Liriano	
26-----	Mil.	2- 6	L	32-44	T4	-9.0				Narveson	Pavano	Axford
27-----	LAD.	0-15	L	32-45	T4	-10.0	+39,487	1,206,306	31	Billingsley	Blackburn	
28-----	LAD.	6- 4	W	33-45	4	-9.0	+39,755	1,246,071	32	Duensing	Lilly	Capps
29-----	LAD.	1- 0	W	34-45	4	-8.0	+39,655	1,285,716	33	Baker	De La Rosa	Capps
30-----	OFF DAY				4	-8.5						
JULY (16-13) Batting: .275 (272-for-990) Pitching: 16-13-9, 4.59 (257.0 ip, 131 er)												
1-----	Mil.	6- 2	W	35-45	4	-8.0	+40,812	1,326,528	34	Liriano	Gallardo	
2-----	Mil.	7- 8	L	35-46	4	-9.0	+41,378	1,367,906	35	Saito	Capps	Axford
3-----	Mil.	9- 7	W	36-46	4	-8.0	+41,195	1,409,101	36	Dumatrait	Loe	Perkins
4-----	T.B.	7- 0	W	37-46	4	-8.0	+39,528	1,448,629	37	Duensing	Price	
5-----	T.B.	3- 2	W	38-46	4	-7.0	+38,613	1,487,242	38	Baker	Shields	Perkins
6-----	T.B.	5-12	L	38-47	4	-8.0	+39,841	1,527,083	39	Howell	Burnett	
7-----	CWS.	6- 2	W	39-47	4	-8.0				Pavano	Humber	
8-----	CWS.	8- 5	W	40-47	4	-7.0				Blackburn	Floyd	Capps
9-----	CWS.	3- 4	L	40-48	4	-7.0				Crain	Mijares	
10-----	CWS.	6- 3	W	41-48	4	-6.5				Swarzak	Peavy	Capps
11-----	All-Star Break											
12-----	All-Star Game - Chase Field											
13-----	All-Star Break											
14-----	K.C.	8- 4	W	42-48	4	-6.0	+39,584	1,566,667	40	Liriano	Chen	
15-----	K.C.	1- 2	L	42-49	4	-7.0	+39,177	1,605,844	41	Collins	Capps	Soria
16-----	K.C.	4- 3	W	43-49	4	-6.0	+41,295	1,647,139	42	Perkins	Francis	Nathan
17-----	K.C.	4- 3	W	44-49	4	-5.0	+38,786	1,685,925	43	Duensing	Paulino	Nathan
18-----	Cle.	2- 5	L	44-50	4	-6.0	+39,759	1,725,693	44	Huff	Swarzak	
19-----	Cle.	3- 6	L	44-51	4	-7.0	+38,491	1,764,184	45	Carmona	Diamond	
19-----	Cle.	2- 1	W	45-51	4	-6.0	+38,473	1,802,657	46	Perkins	C. Perez	
20-----	Cle.	7- 5	W	46-51	4	-5.0	+39,167	1,841,824	47	Capps	Sipp	Nathan
21-----	Det.	2- 6	L	46-52	4	-6.0	+40,149	1,881,973	48	Verlander	Pavano	
22-----	Det.	2- 8	L	46-53	4	-7.0	+40,691	1,922,664	49	Scherzer	Duensing	
23-----	Det.	4- 1	W	47-53	4	-6.0	+40,764	1,963,428	50	Baker	Penny	Nathan
24-----	Det.	2- 5	L	47-54	4	-7.0	+40,789	2,004,217	51	Porcello	Liriano	Valverde
25-----	Tex.	6-20	L	47-55	4	-7.0				Holland	Blackburn	
26-----	Tex.	9- 8	W	48-55	4	-7.0				Perkins	Feliz	Nathan
27-----	Tex.	7- 2	W	49-55	4	-6.0				Duensing	Lewis	
28-----	Tex.	1- 4	L	49-56	4	-6.0				Harrison	Baker	Feliz
29-----	Oak.	9- 5	W	50-56	4	-6.0				Liriano	Gonzalez	
30-----	Oak.	3- 8	L	50-57	4	-6.0				Moscoso	Blackburn	
31-----	Oak.	3- 7	L	50-58	4	-7.0				McCarthy	Pavano	
AUGUST (7-21) Batting: .235 (217-for-925) Pitching: 7-21-4, 5.22 (245.0 ip, 142 er)												
1-----	OFF DAY				4	-7.0						
2-----	LAA.	1- 5	L	50-59	4	-8.0				Santana	Duensing	
3-----	LAA.	11- 4	W	51-59	4	-8.0				Swarzak	Pineiro	
4-----	LAA.	1- 7	L	51-60	4	-8.0				Haren	Liriano	
5-----	CWS.	3- 5	L	51-61	4	-9.0	+41,364	2,045,581	52	Buehrle	Blackburn	Sale
6-----	CWS.	1- 6	L	51-62	4	-10.0	+41,030	2,086,611	53	Stewart	Pavano	Santos
7-----	CWS.	0- 7	L	51-63	4	-10.0	+39,353	2,125,964	54	Peavy	Duensing	
8-----	Bos.	6- 8	L	51-64	4	-10.5	+40,080	2,166,044	55	Aceves	Perkins	Papelbon
9-----	Bos.	3- 4	L	51-65	4	-10.5	+39,974	2,206,018	56	Albers	Capps	Papelbon
10-----	Bos.	5- 2	W	52-65	4	-9.5	+40,491	2,246,509	57	Perkins	Lester	Nathan
11-----	OFF DAY				4	-10.0						
12-----	Cle.	2- 3	L	52-66	4	-11.0				R.Perez	Perkins	C.Perez
13-----	Cle.	1- 3	L	52-67	4	-12.0				Tomlin	Duensing	C.Perez

TWINS' 2011 DAY-BY-DAY

Date	Opp.	Score	W/L	Rcd.	Pos.	GA/ GB	Daily Home Att.	Total Home Att.	Date	Winner	Loser	Save
14-----	Cle.			PPD - RAIN	4	-11.5						
15-----	Det.	9- 6	W	53-67	4	-10.5				Liriano	Porcello	Nathan
16-----	Det.	1- 7	L	53-68	4	-11.5				Verlander	Blackburn	
17-----	Det.	6- 5	W	54-68	4	-10.5				Capps	Valverde	Nathan
18-----	NY.Y.	4- 8	L	54-69	4	-11.0	+41,126	2,287,635	58	Sabathia	Duensing	
19-----	NY.Y.	1- 8	L	54-70	4	-12.0	+41,328	2,328,963	59	Hughes	Stowey	
20-----	NY.Y.	9- 4	W	55-70	4	-12.0	+41,254	2,370,217	60	Liriano	Burnett	
21-----	NY.Y.	0- 3	L	55-71	4	-13.0	+41,242	2,411,459	61	Nova	Dumatrait	Rivera
22-----	Bal.	1- 4	L	55-72	4	-14.0	+38,986	2,450,445	62	Britton	Pavano	Gregg
23-----	Bal.	1- 8	L	55-73	4	-15.0	+38,786	2,489,231	63	Simon	Duensing	
24-----	Bal.	1- 6	L	55-74	4	-15.0	37,778	2,527,009	64	Guthrie	Stowey	
25-----	Bal.	1- 6	L	55-75	4	-16.0	38,406	2,565,415	65	Reyes	Swarzak	
26-----	Det.	1- 8	L	55-76	4	-17.0	38,918	2,604,333	66	Porcello	Diamond	
27-----	Det.	4- 6	L	55-77	4	-18.0	+40,179	2,644,512	67	Verlander	Pavano	Valverde
28-----	Det.	11- 4	W	56-77	4	-17.0	+39,130	2,683,642	68	Duensing	Penny	
29-----	CWS.	0- 3	L	56-78	4	-17.0				Buehrle	Stowey	Santos
30-----	CWS.	6- 8	L	56-79	4	-18.0				Ohman	Swarzak	Santos
31-----	CWS.	7- 6	W	57-79	4	-18.0				Diamond	Peavy	Nathan
SEPTEMBER (6-20) Batting: .246 (219-for-889) Pitching: 6-20-2, 4.81 (224.2 ip, 120 er)												
1-----	OFF DAY				4	-17.5						
2-----	LAA.	13- 5	W	58-79	4	-17.5				Pavano	Chatwood	
3-----	LAA.	6-10	L	58-80	4	-18.5				Weaver	Dumatrait	
4-----	LAA.	1- 4	L	58-81	4	-19.5				Pineiro	Stowey	Walden
5-----	CWS.	1- 2	L	58-82	4	-20.5	+40,252	2,723,894	69	Humber	Swarzak	Sale
<-----	CWS.	0- 4	L	58-83	5	-21.0	+39,849	2,763,743	70	Stewart	Diamond	
6-----	CWS.	0- 3	L	58-84	5	-22.0	36,959	2,800,702	71	Peavy	Hendriks	Santos
7-----	CWS.	5- 4	W	59-84	5	-22.0	38,359	2,839,061	72	Pavano	Danks	Nathan
8-----	OFF DAY				T4	-22.0						
9-----	Det.	4- 8	L	59-85	T4	-23.0				Penny	Stowey	
10-----	Det.	2- 3	L	59-86	5	-24.0				Albuquerque	Perkins	
11-----	Det.	1- 2	L	59-87	5	-25.0				Fister	Diamond	Valverde
12-----	OFF DAY				5	-25.5						
13-----	K.C.	0- 4	L	59-88	5	-26.5				Chen	Pavano	
14-----	K.C.	3- 7	L	59-89	5	-27.5				Hochevar	Hendriks	Holland
15-----	OFF DAY				5	-27.0						
16-----	Cle.	6- 7	L	59-90	5	-28.0	37,942	2,877,003	73	Jimenez	Stowey	C. Perez
17-----	Cle.	4-10	L	59-91	5	-28.0	38,805	2,915,808	74	Gomez	Swarzak	
18-----	Cle.	5- 6	L	59-92	5	-29.0	37,012	2,952,820	75	Masterson	Pavano	C. Perez
@19 ---	NY.Y.	4- 6	L	59-93	5	-29.5				Wade	Diamond	Rivera
20-----	Sea.	4- 5	L	59-94	5	-29.5	35,995	2,988,815	76	Vargas	Duensing	League
21-----	Sea.	4- 5	L	59-95	5	-30.5	36,263	3,025,078	77	Jimenez	Stowey	League
22-----	Sea.	3- 2	W	60-95	5	-29.5	37,466	3,062,544	78	Nathan	Delabar	
23-----	Cle.	5- 6	L	60-96	5	-30.5				C. Perez	Capps	
#24-----	Cle.	2- 8	L	60-97	5	-31.0				Putnam	Liriano	
-----	Cle.	6- 7	L	60-98	5	-31.0				Hagadone	Mijares	C. Perez
25-----	Cle.	*6- 4	W	61-98	5	-31.0				Waldrop	Sipp	Nathan
26-----	K.C.	3- 7	L	61-99	5	-32.0	34,847	3,097,391	79	Paulino	Stowey	
27-----	K.C.	7- 4	W	62-99	5	-32.0	34,228	3,131,619	80	Swarzak	O'Sullivan	
28-----	K.C.	1- 0	W	63-99	5	-32.0	36,488	3,168,107	81	Pavano	Wood	

*Extra inning games (6-4)

+Denotes Sellout

^makeup of rainout on 4/26, < makeup of rainout on 6/14, @ makeup of rainout on 4/6, #makeup of rainout on 8/14

2011 DAY-BY-DAY INFO

Days in First Place:
 Last Day in First Place:
 Last Day out of First Place:September 29
 Most Consecutive Days in First:
 Most Games Ahead/Team/Date:
 Most Games Behind/Team/Date:-32.0, 2x, last Detroit, September 29

TWINS' 2011 HOME RUNS

HOME RUNS BY POSITION

C	1B	2B	3B	SS	LF	CF	RF	DH	PH	TOTAL
4	18	9	14	4	5	3	20	26	0	103

DREW BUTERA

No.	Date	Opp.	Runs	Pitcher
1	6/1	@Det.	2	Porcello
2	7/16	K.C.	1	Francis

ALEXI CASILLA

No.	Date	Opp.	Runs	Pitcher
1	6/19	S.D.	1	Moseley
2	6/21	@S.F.	1	Romo

MICHAEL CUDDYER

No.	Date	Opp.	Runs	Pitcher
1	4/20	@Bal.	1	Britton
2	4/21	@Bal.	1	Gonzalez
3	4/28	T.B.	1	Hellickson
4	5/14	Tor.	1	Reyes
5	5/20	@Ari.	1	Kennedy
6	6/3	@K.C.	1	Duffy
7	6/4	@K.C.	1	Crow
8	6/9	Tex.	3	Holland
9	6/12	Tex.	3	Low
10	6/16	CWS	1	Buehrle
11	7/2	Mil.	1	Narveson
12	7/4	T.B.	1	Price
13	7/6	T.B.	1	Cruz
14	7/18	Cle.	2	Durbin
15	7/27	@Tex.	1	Lewis
16	7/29	@Oak.	3	Wuertz
17	8/3	@LAA	4	Takahashi
18	8/3	@LAA	1	Ramirez
19	9/19	@NYY	2	Burnett
20	9/26	K.C.	2	Paulino

LUKE HUGHES

No.	Date	Opp.	Runs	Pitcher
1	4/29	@K.C.	1	Chen
2	6/28	LAD	2	Lilly
3	7/8	@CWS	3	Ohman
4	8/27	Det.	1	Verlander
5	8/28	Det.	1	Penny
6	8/28	Det.	2	Pauley
7	8/31	@CWS	2	Peavy

JASON KUBEL

No.	Date	Opp.	Runs	Pitcher
1	4/16	@T.B.	1	Niemann
2	4/17	@T.B.	1	Hellickson
3	5/3	@CWS	1	Jackson
4	5/11	Det.	3	Schlereth
5	5/21	@Ari.	1	Owings
6	7/25	@Tex.	2	Rhodes
7	8/3	@LAA	1	Takahashi
8	8/5	CWS	2	Buehrle
9	8/8	Bos.	1	Wakefield
10	8/28	Det.	2	Penny
11	8/30	CWS	3	Stewart
12	8/31	CWS	2	Peavy

JOE MAUER

No.	Date	Opp.	Runs	Pitcher
1	7/27	@Tex.	1	Lewis
2	9/4	@LAA	1	Pineiro
3	9/10	@Det.	0	Scherzer

JUSTIN MORNEAU

No.	Date	Opp.	Runs	Pitcher
1	5/1	@K.C.	1	Hochevar
2	5/19	@Oak.	2	Breslow
3	5/31	@Det.	0	Scherzer
4	5/31	@Det.	1	Scherzer

CHRIS PARMELLEE

No.	Date	Opp.	Runs	Pitcher
1	9/17	Cle.	2	Judy
2	9/19	@NYY	1	Burnett
3	9/23	@Cle.	1	Masterson
4	9/27	K.C.	1	O'Sullivan

TREVOR PLOUFFE

No.	Date	Opp.	Runs	Pitcher
1	5/6	@Cle.	1	Wakefield
2	5/19	@Oak.	3	Magnuson
3	5/20	@Ari.	1	Kennedy
4	7/14	K.C.	2	Chen
5	7/18	Cle.	1	Perez
6	8/19	NYY	1	Hughes
7	9/2	@LAA	1	Chatwood
8	9/25	@Cle.	1	Carmona

JASON REPKO

No.	Date	Opp.	Runs	Pitcher
1	8/27	Det.	1	Verlander
2	8/31	@CWS	1	Frasor

RENE RIVERA

No.	Date	Opp.	Runs	Pitcher
1	5/19	@Oak.	1	Purcey

DENARD SPAN

No.	Date	Opp.	Runs	Pitcher
1	4/3	@Tor.	1	Rauch
2	5/23	Sea.	1	Vargas

JIM THOME

No.	Date	Opp.	Runs	Pitcher
1	4/10	Oak.	2	Blevins
2	4/21	@Bal.	1	Guthrie
3	5/23	Sea.	2	Vargas
4	5/23	Sea.	2	Laffey
5	7/1	Mil.	3	Gallardo
6	7/3	Mil.	1	Greinke
7	7/17	K.C.	3	Paulino
8	7/31	@Oak.	1	McCarthy
9	8/4	@LAA	1	Haren
10	8/15	@Det.	2	Porcello
11	8/15	@Det.	3	Schlereth
12	8/17	@Det.	1	Penny

RENE TOSONI

No.	Date	Opp.	Runs	Pitcher
1	5/10	Det.	1	Porcello
2	7/3	Mil.	3	Greinke
3	8/17	@Det.	2	Penny
4	9/25	@Cle.	1	Sipp
5	9/28	K.C.	4	Mazzaro

DANNY VALENCIA

No.	Date	Opp.	Runs	Pitcher
1	4/3	@Tor.	1	Cecil
2	4/23	Cle.	2	Durbin
3	5/8	@Bos.	1	Matsuzaka
4	5/20	@Ari.	1	Gutierrez
5	5/21	@Ari.	1	Owings
6	6/17	S.D.	3	Richard
7	6/18	S.D.	1	Stauffer
8	6/24	@Mil.	3	Wolf
9	7/2	Mil.	1	Narveson
10	7/4	T.B.	3	Russell
11	7/18	Cle.	1	Carmona
12	7/23	Det.	1	Penny
13	8/20	NYY	1	Burnett
14	8/23	Bal.	1	Simon
15	9/3	@LAA	1	Weaver

DELMON YOUNG

No.	Date	Opp.	Runs	Pitcher
1	5/22	@Ari.	1	Hudson
2	6/9	Tex.	1	Holland
3	8/3	@LAA	2	Pineiro
4	8/3	@LAA	1	Pineiro

TWINS' 2011 TRANSACTIONS

DATE	NO	PLAYER	POS	TRANSACTION
01-14-11	25	Thome, Jim.....	if	Signed to one-year contract.
01-19-11	48	Pavano, Carl.....	rhp	Signed to two-year contract.
01-26-11	56	Delaney, Rob.....	rhp	Designated for assignment.
	23	Hughes, Dusty.....	lhp	Claimed off waivers from Kansas City.
02-05-11	47	Liriano, Francisco.....	lhp	Signed to one-year contract.
02-16-11	21	Young, Delmon.....	of	Signed to one-year contract.
03-14-11	74	Bromberg, David.....	rhp	Optioned to Triple-A Rochester.
	88	Hacker, Eric.....	rhp	Optioned to Triple-A Rochester.
	51	Swarzak, Anthony.....	rhp	Optioned to Triple-A Rochester.
	61	Tosoni, Rene.....	of	Optioned to Triple-A Rochester.
	87	Benson, Joe.....	of	Optioned to Double-A New Britain.
	76	Guerra, Deolis.....	rhp	Optioned to Double-A New Britain.
	83	Parmelee, Chris.....	if	Optioned to Double-A New Britain.
	77	Bazardo, Yorman.....	rhp	Reassigned to Minor League camp.
	60	Gibson, Kyle.....	rhp	Reassigned to Minor League camp.
	80	Fernandez, Jair.....	c	Reassigned to Minor League camp.
	82	Herrmann, Chris.....	c	Reassigned to Minor League camp.
	86	Chang, Ray.....	if	Reassigned to Minor League camp.
	89	Dozier, Brian.....	if	Reassigned to Minor League camp.
	26	Huber, Justin.....	if	Reassigned to Minor League camp.
03-19-11	31	Burnett, Alex.....	rhp	Optioned to Triple-A Rochester.
	24	Plouffe, Trevor.....	if	Optioned to Triple-A Rochester.
	11	Revere, Ben.....	of	Optioned to Triple-A Rochester.
	78	Brown, Matt.....	if	Reassigned to Minor League camp.
	79	Rams, Danny.....	c	Reassigned to Minor League camp.
03-20-11	17	Neshek, Pat.....	rhp	Claimed off waivers by San Diego.
03-23-11	84	Bailey, Jeff.....	of	Reassigned to Minor League camp.
	27	Holm, Steve.....	c	Reassigned to Minor League camp.
03-27-11	37	Hoey, Jim.....	rhp	Optioned to Triple-A Rochester.
	39	Slama, Anthony.....	rhp	Optioned to Triple-A Rochester.
	38	Hughes, Luke.....	if	Optioned to Triple-A Rochester.
03-28-11	58	Diamond, Scott.....	lhp	Retained as Rule 5 draft from Atlanta in exchange for rhp Billy Bullock and optioned to Rochester.
	54	Dumatrait, Phil.....	lhp	Reassigned to Minor League camp.
	81	Lehmann, Danny.....	c	Reassigned to Minor League camp.
03-30-11	72	Gutierrez, Carlos.....	rhp	Reassigned to Minor League camp.
	44	James, Chuck.....	lhp	Reassigned to Minor League camp.
	57	Waldrop, Kyle.....	rhp	Reassigned to Minor League camp.
	32	Rivera, Rene.....	c	Reassigned to Minor League camp.
	73	Lambin, Chase.....	if	Reassigned to Minor League camp.
	85	Dinkelman, Brian.....	of	Reassigned to Minor League camp.
04-08-11	1	Nishioka, Tsuyoshi.....	if	Placed on 15-day disabled list.
	38	Hughes, Luke.....	if	Recalled from Triple-A Rochester.
04-09-11	59	Slowey, Kevin.....	rhp	Placed on 15-day disabled list.
	31	Burnett, Alex.....	rhp	Recalled from Triple-A Rochester.
04-14-11	7	Mauer, Joe.....	c	Placed on 15-day disabled list.
04-15-11	27	Holm, Steve.....	c	Contract selected from Triple-A Rochester.
04-17-11	49	Manship, Jeff.....	rhp	Optioned to Triple-A Rochester.
04-18-11	37	Hoey, Jim.....	rhp	Recalled from Triple-A Rochester.
	31	Burnett, Alex.....	rhp	Optioned to Triple-A Rochester.
04-19-11	61	Hacker, Eric.....	rhp	Recalled from Triple-A Rochester.
04-27-11	21	Young, Delmon.....	of	Placed on 15-day disabled list (retro to 4/19).
	61	Hacker, Eric.....	rhp	Optioned to Triple-A Rochester.
04-28-11	51	Swarzak, Anthony.....	rhp	Recalled from Triple-A Rochester.
	23	Tosoni, Rene.....	of	Recalled from Triple-A Rochester.
04-28-11	51	Swarzak, Anthony.....	rhp	Optioned to Triple-A Rochester.
04-29-11	31	Burnett, Alex.....	rhp	Recalled from Triple-A Rochester.
05-03-11	25	Thome, Jim.....	dh	Placed on 15-day disabled list (retro to 5/1).
05-04-11	24	Plouffe, Trevor.....	if	Recalled from Triple-A Rochester.
	18	Repko, Jason.....	of	Placed on 15-day disabled list (retro to 5/2).
	11	Revere, Ben.....	of	Recalled from Triple-A Rochester.
	27	Holm, Steve.....	c	Optioned to Triple-A Rochester.
05-06-11	32	Rivera, Rene.....	c	Contract selected from Triple-A Rochester.
	56	Hughes, Dusty.....	lhp	Optioned to Triple-A Rochester.
05-07-11	59	Kevin Slowey.....	rhp	Returned from rehab assignment and reinstated from 15-day disabled list.
05-12-11	23	Tosoni, Rene.....	of	Optioned to Triple-A Rochester.
05-13-11	21	Young, Delmon.....	of	Reinstated from 15-day disabled list.
05-15-11	37	Hoey, Jim.....	rhp	Optioned to Triple-A Rochester.
	50	Mijares, Jose.....	lhp	Placed on 15-day disabled list.
05-16-11	27	Holm, Steve.....	c	Designated for assignment.
	54	Dumatrait, Phil.....	lhp	Contract selected from Triple-A Rochester.
	51	Swarzak, Anthony.....	rhp	Recalled from Triple-A Rochester.

TWINS' 2011 TRANSACTIONS

DATE	NO	PLAYER	POS	TRANSACTION
05-22-11	15	Perkins, Glen.....	1hp	Placed on 15-day disabled list.
	56	Hughes, Dusty.....	1hp	Recalled from Triple-A Rochester.
05-22-11	11	Revere, Ben.....	of	Optioned to Triple-A Rochester.
	38	Hughes, Luke.....	inf	Optioned to Triple-A Rochester.
05-23-11	25	Thome, Jim.....	dh	Reinstated from 15-day disabled list.
	18	Repko, Jason.....	of	Returned from rehab assignment and reinstated from 15-day disabled list.
05-25-11	59	Slowey, Kevin.....	rhp	Placed on 15-day disabled list.
05-27-11	37	Hoey, Jim.....	rhp	Recalled from Triple-A Rochester.
05-28-11	36	Nathan, Joe.....	rhp	Placed on 15-day disabled list.
05-28-11	1	Nishioka, Tsuyoshi.....	if	Transferred to 60-day disabled list.
	44	James, Chuck.....	1hp	Contract selected from Triple-A Rochester.
05-29-11	56	Hughes, Dusty.....	1hp	Optioned to Triple-A Rochester
05-30-11	50	Mijares, Jose.....	1hp	Returned from rehab assignment and reinstated from 15-day disabled list.
	47	Liriano, Francisco.....	1hp	Placed on 15-day disabled list.
05-31-11	39	Slama, Anthony.....	rhp	Recalled from Triple-A Rochester.
06-02-11	16	Kubel, Jason.....	of	Placed on the 15-day disabled list (retro 5/31).
	25	Thome, Jim.....	dh	Placed on the 15-day disabled list.
06-02-11	11	Revere, Ben.....	of	Recalled from Triple-A Rochester.
	38	Hughes, Luke.....	inf	Recalled from Triple-A Rochester.
06-03-11	24	Plouffe, Trevor.....	inf	Optioned to Triple-A Rochester.
	7	Mauer, Joe.....	c	Transferred to the 60-day disabled list.
	26	Dinkelman, Brian.....	of	Contract Selected from Triple-A Rochester.
06-06-11	39	Slama, Anthony.....	rhp	Optioned to Triple-A Rochester.
06-07-11	47	Liriano, Francisco.....	1hp	Reinstated from 15-day disabled list.
06-09-11	2	Span, Denard.....	of	Placed on 7-day disabled list.
	23	Tosoni, Rene.....	of	Recalled from Triple-A Rochester.
06-14-11	33	Morneau, Justin.....	if	Placed on 15-day disabled list.
06-15-11	1	Nishioka, Tsuyoshi.....	if	Returned from rehab assignment and reinstated from 60-day disabled list.
	56	Hughes, Dusty.....	1hp	Outrighted to Triple-A Rochester.
06-16-11	44	James, Chuck.....	1hp	Optioned to Triple-A Rochester.
	26	Dinkelman, Brian.....	of	Outrighted to Triple-A Rochester.
06-17-11	7	Mauer, Joe.....	c	Returned from rehab assignment and reinstated from 60-day disabled list.
	15	Perkins, Glen.....	1hp	Returned from rehab assignment and reinstated from 15-day disabled list.
06-18-11	60	Hacker, Eric.....	rhp	Outrighted to Triple-A Rochester.
06-23-11	37	Hoey, Jim.....	rhp	Optioned to Triple-A Rochester.
06-24-11	36	Nathan, Joe.....	rhp	Returned from rehab assignment and reinstated from 15-day disabled list.
	23	Tosoni, Rene.....	of	Optioned to Triple-A Rochester.
06-25-11	25	Thome, Jim.....	if	Reinstated from 15-day disabled list.
06-26-11	21	Young, Delmon.....	of	Placed on 15-day disabled list.
	23	Tosoni, Rene.....	of	Recalled from Triple-A Rochester.
07-10-11	32	Rivera, Rene.....	c	Optioned to Triple-A Rochester.
	23	Tosoni, Rene.....	of	Optioned to Triple-A Rochester.
07-11-11	21	Young, Delmon.....	of	Returned from rehab assignment and reinstated from 15-day disabled list.
07-14-11	24	Plouffe, Trevor.....	if	Recalled from Triple-A Rochester.
07-17-11	30	Scott Baker.....	rhp	Placed on 15-day disabled list.
	20	Matt Tolbert.....	if	Optioned to Triple-A Rochester.
07-18-11	58	Diamond, Scott.....	1hp	Contract selected from Triple-A Rochester.
	44	James, Chuck.....	1hp	Recalled from Triple-A Rochester.
07-21-11	58	Diamond, Scott.....	1hp	Optioned to Triple-A Rochester.
07-22-11	59	Slowey, Kevin.....	rhp	Returned from rehab assignment, reinstated from 15-day disabled list and optioned to Triple-A Rochester.
	16	Kubel, Jason.....	of	Returned from rehab assignment and reinstated from 15-day disabled list.
	38	Hughes, Luke.....	if	Optioned to Triple-A Rochester.
07-23-11	30	Baker, Scott.....	rhp	Reinstated from 15-day disabled list.
07-28-11	44	James, Chuck.....	1hp	Optioned to Triple-A Rochester.
	20	Tolbert, Matt.....	if	Recalled from Triple-A Rochester.
07-29-11	12	Casilla, Alexi.....	if	Placed in 15-day disabled list.
	38	Hughes, Luke.....	if	Recalled from Triple-A Rochester.
07-31-11	38	Hughes, Luke.....	if	Optioned to Triple-A Rochester.
08-02-11	2	Span, Denard.....	of	Returned from rehab assignment and reinstated from 15-day disabled list.
08-09-11	30	Baker, Scott.....	rhp	Placed on 15-day disabled list.
08-11-11	24	Plouffe, Trevor.....	if	Optioned to Triple-A Rochester.
	59	Slowey, Kevin.....	rhp	Recalled from Triple-A Rochester.
08-12-11	12	Casilla, Alexi.....	if	Reinstated from 15-day disabled list.
	18	Repko, Jason.....	of	Placed on the 15-day disabled list (retro to 8/11)
	33	Morneau, Justin.....	1b	Returned from rehab assignment and reinstated from 15-day disabled list.
08-13-11	12	Casilla, Alexi.....	if	Placed on the 15-day disabled list.
08-14-11	24	Plouffe, Trevor.....	if	Recalled from Triple-A Rochester.
08-15-11	21	Young, Delmon.....	of	Traded to Detroit in exchange for LHP Cole Nelson and player to be named later.
	23	Tosoni, Rene.....	of	Recalled from Triple-A Rochester.
08-16-11	17	Oliveros, Lester.....	rhp	Acquired from Detroit as PTBNL.
08-18-11	38	Hughes, Luke.....	if	Recalled from Triple-A Rochester.
	2	Span, Denard.....	of	Placed on 15-day disabled list (retro to 8/14).

TWINS' 2011 TRANSACTIONS

DATE	NO	PLAYER	POS	TRANSACTION
08-22-11	53	Blackburn, Nick	rhp	Placed on 15-day disabled list.
	17	Oliveros, Lester	rhp	Recalled from Triple-A Rochester.
08-25-11	25	Thome, Jim	if	Traded to Cleveland for player to be named later.
08-26-11	18	Repko, Jason	of	Returned from rehab assignment and reinstated from 15-day disabled list.
	47	Liriano, Francisco	lhp	Placed on 15-day disabled list.
	58	Diamond, Scott	lhp	Recalled from Triple-A Rochester.
08-28-11	20	Tolbert, Matt	if	Optioned to Triple-A Rochester.
	32	Rivera, Rene	c	Recalled from Triple-A Rochester.
09-02-11	37	Hoey, Jim	rhp	Recalled from Triple-A Rochester.
09-05-11	53	Blackburn, Nick	rhp	Transferred to 60-day disabled list.
	26	Dinkelman, Brian	of	Contract selected from Triple-A Rochester.
	57	Waldrop, Kyle	rhp	Contract selected from Triple-A Rochester.
09-06-11	63	Benson, Joe	of	Recalled from Double-A New Britain.
	62	Hendriks, Liam	rhp	Contract selected from Triple-A Rochester.
	64	Parmelee, Chris	if	Recalled from Double-A New Britain.
	20	Tolbert, Matt	if	Recalled from Triple-A Rochester.
	65	Prada, Nelson	ch	Added as Major League coach.
	44	James, Chuck	lhp	Designated for assignment.
09-08-11	44	James, Chuck	lhp	Outrighted to Triple-A Rochester.
09-16-11	47	Liriano, Francisco	lhp	Reinstated from 15-day disabled list.
09-20-11	30	Baker, Scott	rhp	Reinstated from 15-day disabled list.
09-21-11	2	Span, Denard	of	Reinstated from 15-day disabled list.
09-22-11	7	Mauer, Joe	c	Placed on 15-day disabled list.
	33	Morneau, Justin	1b	Placed on 15-day disabled list.
	1	Nishioka, Tsuyoshi	if	Placed on 15-day disabled list.
09-27-11	12	Casilla, Alexi	if	Transferred to 60-day disabled list.
		Vasquez, Esmerling	rhp	Claimed off waivers from Arizona.
10-14-11	18	Repko, Jason	of	Outrighted to Triple-A Rochester.
	32	Rivera, Rene	c	Outrighted to Triple-A Rochester.
	39	Slama, Anthony	rhp	Outrighted to Triple-A Rochester.
	20	Tolbert, Matt	if	Outrighted to Triple-A Rochester.
	53	Blackburn, Nick	rhp	Reinstated from 60-day disabled list.
	12	Casilla, Alexi	if	Reinstated from 60-day disabled list.

TWINS AT A GLANCE IN 2011

Record: 63-99	1-run games: 27-32
Home Record: 33-48	When Twins out-hit opp.: 47-16
Road Record: 30-51	When Opp. out-hit Twins: 12-73
Record in series: 15-33-5	When Twins/Opp. have = hits: 4-10
April: 9-17, May: 8-19, June: 17-9,	When Twins get Quality Start: 49-30
July: 16-13, Aug.: 7-21, Sept.: 6-20	When Twins starter goes 6+ inn.: 53-50
Vs. East: 10-29	Most games over .500: - -
Vs. Central: 30-42	Most games under .500: 38, 2x, last 9/26
Vs. West: 15-18	Longest winning-streak: 11, 9/9-21
Vs. N.L.: 8-10	Longest losing-streak: 8, 6/11-21
Mon: 4-16, Tue: 11-12, Wed: 13-11,	When Twins score 4+: 49-28
Thu: 8-10, Fri: 8-17, Sat: 8-19, Sun: 11-14	When Twins score 3-: 14-71
Decisions vs. RHP: 42-74	Team-high hits: 16, 5/19 at Oak.
Decisions vs. LHP: 21-25	Team-high runs: 13, 9/2 at LAA.
When Twins score first: 52-30	Opp.-high hits: 27, 7/25 at Tex.
When Opp. scores first: 11-69	Opp.-high runs: 20, 7/25 at Tex.
Come-from-behind wins: 23	When Twins get 10+ hits: 36-24
When leading after 7/8 inn.: 50-12/51-6	Walk-off W/L: 7-6
When trailing after 7/8 inn.: 4-81/2-85	Shutouts W/L: 8-13
When tied after 7/8 inn.: 9-6/10-8	Complete games: 7, last, Pavano (9/28 vs. K.C.)
Extra-innings: 6-4	Target Field Sellouts: 59

TWINS' 2011 HIGHS AND LOWS

TEAM BATTING:

Most At-Bats, Game.....	45, 5/14 vs. Tor.
Most Runs, Game.....	13, 9/2 at LAA.
Most Runs, Inning.....	8, 1st inning, 6/21 at S.F.
Most Hits, Game.....	16, 5/19 at Oak.
Most Hits, Inning.....	9, 1st inning, 6/21 at S.F.
Consecutive Hits.....	8, 1st inning, 6/21 at S.F.
Consecutive Batters Reached Base.....	8, 6/21 at S.F.
Fewest Hits, Game.....	1, 2x, last 9/5 vs. CWS. (Game 2)
Most Doubles, Game.....	6, 6/21 at S.F.
Most Triples, Game.....	2, 2x, last 9/27 vs. K.C.
Most Home Runs, Game.....	5, 8/3 at LAA.
Grand Slams.....	1, 2x, last 9/27 vs. K.C.
Most Total Bases, Game.....	31, 8/3 at LAA.
Most Extra Base Hits, Game.....	7, 8/3 at LAA.
Most RBI, Game.....	11, 2x, last 8/4 at LAA.
Most Walks.....	9, 9/2 at LAA.
Most Strikeouts.....	14, 4x, last 9/6 vs. CWS.
Most Stolen Bases, Game, Twins.....	5, 6/15 vs. CWS.
Most Stolen Bases, Game, Opponent.....	4, 3x, last 9/26 vs. K.C.
Most Caught Stealing, Game.....	3, 7/2 vs. Mil.
Most Ground Into Doubleplay, Game.....	3, 7/23 vs. Det.
Left On Base, Twins.....	12, 5x, last 9/14 at K.C.
Left On Base, Twins in Extra Innings.....	12, 5/14 vs. Tor.
Consecutive Scoreless Innings.....	20, 9/5-7

INDIVIDUAL BATTING:

Most At-Bats, Game.....	6, many
Most Runs, Game.....	3, many
Most Runs, Inning.....	1, many
Most Hits, Game.....	4, 6x, last Revere, 9/20 vs. Sea.
Most Hits, Inning.....	2, Revere (1st inning), 6/21 at S.F.
Most Doubles, Game.....	2, many
Most Triples, Game.....	2, Casilla, 5/1 at K.C.
Most Home Runs, Game.....	2, 6x, last Hughes, 8/28 vs. Det.
Grand Slams.....	1, 2x, last Tosoni, 9/27 vs. K.C.
Most Total Bases, Game.....	9, Thome, 8/15 at Det.
Most Extra Base Hits, Game.....	3, 3x, last Benson, 9/16 vs. Cle.
Most RBI, Game.....	5, 3x, last Hughes, 8/28 vs. Det.
Most Walks, Game.....	3, 3x, last Maurer, 9/14 at K.C.
Most Strikeouts, Game.....	4, 4x, last Tosoni, 8/18 vs. NYY.
Longest Hitting-Streak.....	13, Revere, 9/13-25
Consecutive Hits.....	5, Nishioka, 7/6-7
Consecutive Hitless At-Bats.....	27, Span, 6/6-8/13
Most Stolen Bases, Game.....	3, 2x, last Revere, 9/14 at K.C.
Most Caught Stealing, Game.....	1, many
Most Ground Into Doubleplay, Game.....	2, 2x, last Revere, 7/23 vs. Det.

TEAM PITCHING:

Most Runs Allowed.....	20, 7/25 at Tex.
Most Runs, Inning.....	8, 8th inning, 4/30 at K.C.
Most Hits Allowed.....	27, 7/25 at Tex.
Most Hits Allowed, Inning.....	8, 4th inning, 4/13 vs. K.C.
Consecutive Hits Allowed.....	7, 3rd inning, 7/31 at Oak.
Most Home Runs Allowed, Game.....	4, 3x, last 8/7 vs. CWS.
Most Strikeouts.....	11, 5/11 vs. Det.

TEAM PITCHING (cont.):

Most Walks.....	9, 3x, last 8/9 vs. Bos.
Fewest Hits Allowed.....	0, 5/3 at CWS.
Pitchers Used.....	8, 9/17 vs. Cle.
Consecutive Batters Retired.....	24, 6/11-12
Scoreless Innings Streak.....	15, 7/3-4
Wild Pitches.....	2, 2x, last 7/24 vs. Det.
Most Innings, Game, Relievers.....	7.1, 9/17 vs. Cle.
Most Hits, Game, Relievers.....	16, 7/25 at Tex.
Most Runs, Game, Relievers.....	11, 7/25 at Tex.
Most Home Runs, Game, Relievers.....	3, 6/25 at Mil.
Most Walks, Game, Relievers.....	6, 5/10 vs. Det.
Most Strikeouts, Game, Relievers.....	7, 9/16 vs. Cle.

INDIVIDUAL PITCHING:

Most Inn., Game, Starter.....	9.0, 7x, last Pavano, 9/27 vs. K.C.
Most Innings, Game, Reliever.....	6.0, 2x, last Swarzak, 6/10 vs. Tex.
Most Hits, Starter.....	13, Blackburn, 6/27 vs. LAD.
Most Hits, Reliever.....	8, Swarzak, 8/25 vs. Bal.
Most Runs, Starter.....	9, Blackburn, 7/25 at Tex.
Most Runs, Reliever.....	5, 3x, last Liriano, 9/24 vs. Cle. (Game 1)
Most Home Runs, Starter.....	3, 2x, last Duensing, 8/18 vs. NYY.
Most Home Runs, Reliever.....	2, 3x, last Mijares, 8/21 vs. NYY.
Most Walks, Starter.....	7, Liriano, 8/9 vs. Bos.
Most Walks, Reliever.....	4, 2x, last Duensing, 5/10 vs. Det.
Most Strikeouts, Starter.....	10, Baker, 6/18 vs. S.D.
Most Strikeouts, Reliever.....	4, Swarzak, 7/30 at Oak.
Win-Streak.....	5, Blackburn, 5/4-6/16
Losing-Streak.....	8, Slowey, 8/19-9/26
Low-Hit Complete Game.....	0, Liriano, 5/3 at CWS.
Most Consecutive Scoreless Innings.....	15.0, Pavano, 4/8-14
Most Consecutive Batters Retired.....	21, Capps, 4/2-14
Wild Pitches.....	2, Liriano, 7/24 vs. Det.

TEAM & INDIVIDUAL FIELDING:

Errors, Game, Team.....	3, 7x, last 9/27 vs. K.C.
Errors, Game, Individual.....	2, Plouffe, 9/14 at K.C.
Errors, Consecutive Games, Team.....	5, 2x, last 9/17-21
Errors, Consecutive Games Without, Team.....	6, 9/22-27
Doubleplays, Game, Team.....	5, 9/11 at Det.
Opponents Doubleplays, Game, Team.....	3, 2x, last 8/26 vs. Det.

TEAM MISCELLANEOUS:

Longest Winning Streak.....	8, 6/11-21
Longest Losing Streak.....	11, 9/9-21
Longest Game, Innings.....	11.0, 5/14 vs. Tor.
Longest Game, Time (9 Innings).....	3:52, 5/11 vs. Det.
Longest Game, Time (Extra Innings).....	3:55, 5/9 at Bos.
Fastest Game, Time.....	2:06, 5/16 vs. CWS.
Largest Margin, Victory.....	10, 5/19 at Oak.
Largest Margin, Loss.....	15, 6/27 vs. LAD.
Largest Home Attendance.....	41,378, 7/2 vs. Mil.
Home Sellouts.....	59, last 9/5 vs. CWS. (Game 2)
Times Shut Out.....	13, last 9/13 at K.C.

2011 SCORING BY INNINGS

	1	2	3	4	5	6	7	8	9	X-TRA	TOTAL
TWINS	94	59	59	74	87	59	74	59	46	8	619
OPPONENTS	72	83	101	99	107	103	75	95	59	10	804

GAMES DECIDED IN LAST AT-BAT

DATE	OPPONENT	SCORE	INN	NOTES
4- 5	at New York (AL)	5- 4	10th	Mauer rbi single in 10th inning
4- 8	Oakland	2- 1	8th	Mauer rbi single in 8th inning
4-12	Kansas City	4- 3	10th	Valencia walk-off single
4-14	at Tampa Bay	3- 4	10th	Damon 2-run home run off Capps
4-16	at Tampa Bay	3- 4	9th	Damon bases loaded single off Mijares
4-29	at Kansas City	3- 4	8th	Royals score two runs in 8th inning
5- 9	at Boston	1- 2	11th	Crawford rbi double
5-11	Detroit	7- 9	9th	Tigers score two runs in 9th inning
5-14	Toronto	3- 9	11th	Blue Jays score six runs in 11th inning
5-18	at Oakland	4- 3	10th	Plouffe sacrifice fly
5-21	at Arizona	6- 9	8th	Johnson grand slam in 8th inning
5-23	at Seattle	7- 8	10th	Rodriguez sacrifice fly
5-27	Los Angeles (AL)	5- 6	9th	Abreu fielder's choice in 9th inning
5-28	Los Angeles (AL)	1- 0	10th	Valencia walk-off single
5-30	at Detroit	5- 6	8th	Avila double (fan interference), scoring Peralta
5-31	at Detroit	7- 8	8th	Boesch sacrifice fly
6- 8	at Cleveland	3- 2	10th	Revere rbi single
6- 9	Texas	5- 4	9th	Casilla walk-off single
6-19	San Diego	5- 4	9th	Butera walk-off single
7- 2	Milwaukee	7- 8	9th	Brewers score four runs in 9th inning, after trailing 7-4
7- 9	at Chicago (AL)	3- 4	9th	Ramirez single scores Pierzynski
7-15	Kansas City	1- 2	9th	Hosmer 2-run home run
7-16	Kansas City	4- 3	8th	Cuddyer rbi single
7-19	Cleveland	2- 1	9th	Valencia 2-run walk-off single
7-20	Cleveland	7- 5	8th	3-run 8th inning to snap 4-4 tie
7-26	at Texas	9- 8	9th	2-run 9th inning after trailing 8-7
8-10	Boston	5- 2	8th	3-run 8th inning to snap 2-2 tie
8-17	at Detroit	6- 5	9th	Morneau 2-run single
9-10	at Detroit	2- 3	9th	Inge walk-off homer
9-22	Seattle	3- 2	9th	Tosoni walk-off double
9-23	at Cleveland	5- 6	9th	Santana walk-off solo home run
9-25	at Cleveland	6- 4	10th	Tosoni solo home run, Parmelee rbi single
9-28	Kansas City	1- 0	9th	Plouffe walk-off single

TWINS IN EXTRA INNING GAMES (6-4)

DATE	OPPONENT	SCORE	INN	WINNING PITCHER	LOSING PITCHER	NOTES
4- 5	at New York (AL)	5- 4	10th	Capps	Logan	Mauer rbi single
4-12	Kansas City	4- 3	10th	Hughes	Tejeda	Valencia walk-off single
4-14	at Tampa Bay	3- 4	10th	Farnsworth	Capps	Damon 2-run walk-off home run
5- 9	at Boston	1- 2	11th	Okajima	Hoey	Crawford walk-off double
5-14	Toronto	3- 9	11th	Rauch	Perkins	Jays score 6 runs in 11th inning
5-18	at Oakland	4- 3	10th	Nathan	Fuentes	Plouffe sacrifice fly
5-23	Seattle	7- 8	10th	Wright	Swarzak	Rodriguez sacrifice fly
5-28	Los Angeles (AL)	1- 0	10th	Burnett	Takahashi	Valencia walk-off single
6- 8	at Cleveland	3- 2	10th	Capps	R. Perez	Revere rbi single
9-25	at Cleveland	6- 4	10th	Waldrop	Sipp	Tosoni home run, Parmelee rbi single

OUTFIELD ASSISTS

Outfielder	Assists	Outfielder	Assists
Cuddyer	6	Revere	3
Dinkelmann	0	Span	1
Kubel	9	Tosoni	4
Plouffe	1	Others	4
Repko	2	Totals	30

COME FROM BEHIND WINS

Win #	Date	Opponent	Largest		Final Score	Notes
			Deficit	Inning		
1	4- 5	Oakland	0- 1	8th	2- 1	3-run 8th inning
2	4- 8	at New York (AL)	0- 4	8th	5- 4	2-run 8th inning
3	4-12	Kansas City	1- 2	4th	4- 3	Valencia walk-off single in 10th inning
4	4-24	Cleveland	2- 3	7th	4- 3	2-run 7th inning
5	5-18	at Oakland	1- 2	3rd	4- 3	Plouffe sacrifice fly in 10th inning
6	6- 4	at Kansas City	1- 2	5th	7- 2	2-run 6th, 3-run 7th inning
7	6- 6	at Cleveland	0- 2	2nd	6- 4	3-run 5th inning
8	6-19	San Diego	1- 3	7th	5- 4	Butera walk-off single in 9th inning
9	7- 1	Milwaukee	0- 1	1st	6- 2	Thome 3-run home run in 1st inning
10	7- 3	Milwaukee	1- 6	4th	9- 7	4-run 7th inning
11	7- 8	at Chicago (AL)	1- 5	2nd	8- 5	6-run 4th inning
12	7-14	Kansas City	0- 3	5th	8- 4	4-runs in 5th and 7th innings
13	7-17	Cleveland	0- 1	1st	4- 3	Thome 3-run homer in 6th inning
14	7-19	Cleveland	0- 1	9th	2- 1	Valencia walk-off single
15	7-20	Cleveland	2- 3	4th	7- 5	3-run 8th inning
16	7-26	at Texas	3- 7	5th	9- 8	2-run 9th inning after trailing 8-7
17	8- 3	at Los Angeles (AL)	2- 4	4th	11- 4	Five Twins home runs (Young 2, Cuddyer 2, Kubel)
18	8-15	at Detroit	0- 1	3rd	9- 6	Thome 3-for-4 with 2 home runs and 5 rbi
19	9-22	Seattle	0- 2	3rd	3- 2	Tosoni walk-off double in 9th inning
20	9-25	at Cleveland	2- 4	5th	6- 4	Tosoni solo home run, Parmelee rbi single in 10th
21	9-27	Kansas City	0- 1	2nd	7- 4	Tosoni grand slam in 6th inning

TWINS IN DAY-NIGHT SPLIT DOUBLEHEADERS IN 2011

DATE	OPPONENT	GAME 1 SCORE	GAME 2 SCORE
April 28	vs. Tampa Bay	3-15 - LOSS	1-6 - LOSS
July 18	vs. Cleveland	2-5 - LOSS	3-6 - LOSS
September 5	vs. Chicago (AL)	1-2 - LOSS	0-4 - LOSS
September 24	at Cleveland	2-8 - LOSS	6-7 - LOSS

TWINS IN APRIL

PLAYER	AVG	G	AB	R	H	2B	3B	HR	RBI	SH	SF	HB	BB	SO	SB	CS	E	OBP
Butera	.114	14	44	2	5	2	0	0	4	0	0	1	1	10	0	0	1	.152
Casilla	.167	22	60	9	10	2	0	0	2	1	1	1	4	8	2	0	3	.227
LEFT	.186	43	7	8	1	0	0	1	1	1	1	1	4	5	2	0		.265
RIGHT	.118	17	2	2	1	0	0	1	0	0	0	0	0	3	0	0		.118
Cuddyer	.226	25	93	8	21	3	0	3	4	0	0	1	7	15	2	0	2	.287
Holm	.118	6	17	1	2	1	0	0	0	0	0	0	1	4	0	0	0	.167
Hughes	.250	15	44	2	11	1	0	1	4	0	0	0	1	12	0	0	0	.267
Kubel	.351	26	94	11	33	9	0	2	10	0	1	1	6	16	1	0	0	.392
Mauer	.235	9	34	2	8	1	0	0	4	0	1	0	3	6	0	0	0	.289
Morneau	.224	21	76	5	17	6	0	0	8	0	0	1	6	11	0	0	1	.289
Nishioka	.208	6	24	1	5	1	0	0	2	0	0	0	2	8	1	0	2	.269
LEFT	.154	13	1	2	1	0	0	1	0	0	0	0	2	5	1	0		.267
RIGHT	.273	11	0	3	0	0	0	1	0	0	0	0	0	3	0	0		.273
Repko	.211	12	19	5	4	0	0	0	3	2	0	0	3	6	1	0	0	.318
Span	.298	25	104	13	31	4	1	1	5	0	0	0	9	12	2	0	0	.354
Thome	.214	20	56	5	12	3	0	2	7	0	0	0	1	18	0	0		.333
Tolbert	.178	20	45	7	8	2	1	0	2	1	0	0	0	4	0	0	1	.178
LEFT	.184	38	3	7	2	1	0	1	1	0	0	0	0	4	0	0		.184
RIGHT	.143	7	4	1	0	0	0	1	0	0	0	0	0	0	0	0		.143
Tosoni	.214	4	14	0	3	0	0	0	1	0	0	0	1	3	0	0	1	.267
Valencia	.217	26	92	8	20	3	0	2	13	0	0	0	1	13	1	1	2	.294
Young	.228	16	57	3	13	3	0	0	6	0	1	0	5	9	1	0	1	.286
MINNESOTA	.233	26	873	82	203	41	2	11	75	4	4	5	69	155	11	1	14	.314
DH	.202	26	94	8	19	4	0	2	7	0	0	1	9	25	0	0	0	.279
OPPONENTS	.272	26	876	139	238	43	8	29	129	3	16	9	91	149	18	5	15	.341

PITCHER	W	L	ERA	G	GS	CG	SH	SV	IP	H	R	ER	HR	HB	BB	SO	WP	BK	BAA
Baker	1	2	3.16	5	5	0	0	0	31.1	28	11	11	4	2	9	26	1	0	.239
Blackburn	1	4	5.14	5	5	0	0	0	28.0	37	20	16	5	0	9	14	2	0	.316
Burnett	0	1	4.50	4	0	0	0	0	4.0	4	3	2	0	1	4	3	0	0	.286
Capps	1	1	3.55	12	0	0	0	4	12.2	10	5	5	2	1	0	6	0	0	.217
Duensing	2	1	2.91	5	5	0	0	0	34.0	34	13	11	3	0	9	23	0	0	.264
Hacker	0	0	0.00	2	0	0	0	0	5.1	4	1	0	0	0	4	2	0	0	.235
Hoey	0	0	5.79	5	0	0	0	0	4.2	10	7	3	2	0	1	4	1	0	.417
Hughes	1	0	7.84	11	0	0	0	0	10.1	14	9	9	2	0	5	9	0	0	.333
Liriano	1	4	9.13	5	5	0	0	0	23.2	27	24	24	4	1	18	18	1	0	.281
Manship	0	0	8.10	5	0	0	0	0	3.1	5	3	3	0	0	4	2	0	0	.385
Mijares	0	0	4.50	13	0	0	0	0	8.0	6	5	4	0	1	7	7	0	0	.214
Nathan	0	1	10.00	10	0	0	0	3	9.0	9	11	10	2	1	7	7	0	0	.257
Pavano	2	2	5.12	5	5	0	0	0	31.2	28	20	18	3	2	10	17	1	1	.235
Perkins	0	0	0.75	11	0	0	0	0	12.0	9	1	1	0	0	3	7	1	0	.225
Slowey	0	0	2.45	3	0	0	0	0	3.2	5	1	1	0	0	0	3	0	0	.333
Swarzak	0	1	8.44	1	1	0	0	0	5.1	8	5	5	2	0	1	1	0	0	.333
MINNESOTA	9	17	4.88	26	26	0	0	7	227.0	238	139	123	29	9	91	149	7	1	.272
OPPONENTS	17	9	2.89	26	26	1	2	8	233.1	203	82	75	11	5	69	155	8	0	.233

2011 TWINS ON DISABLED LIST

Player	Injury	Date On (Retro)	Date Off	Games Missed
Tsuhoshi Nishioka	Fractured left fibula	4/8	6/15	59
Kevin Slowey	Right shoulder bursitis	4/9	5/7	23
Joe Mauer	Bilateral leg weakness	4/14 (4/13)	6/17	58
Delmon Young	Left oblique strain	4/27 (4/19)	5/13	19
Jim Thome	Left oblique strain	5/3 (5/1)	5/23	19
Jason Repko	Right quad strain	5/4 (5/2)	5/23	18
Jose Mijares	Left elbow strain	5/15	5/30	14
Glen Perkins	Right oblique strain	5/22	6/17	23
Kevin Slowey	Abdominal strain	5/25 (5/21)	7/21	56
Joe Nathan	Right flexor muscle strain	5/28 (5/24)	6/24	28
Francisco Liriano	Left shoulder inflammation	5/30 (5/23)	6/7	14
Jim Thome	Strained left quadriceps	6/2	6/25	21
Jason Kubel	Sprained left mid-foot	6/2 (5/31)	7/22	47
Denard Span	Concussion (7-day DL)	6/9	8/2	48
Justin Morneau	Left wrist strain	6/14 (6/10)	8/12	56
Delmon Young	Right ankle sprain	6/26	7/11	16
Scott Baker	Right flexor muscle strain	7/17 (7/7)	7/23	14
Alexi Casilla	Right hamstring strain	7/29 (7/28)	8/12	13
Scott Baker	Right flexor muscle strain	8/9	9/20	34
Jason Repko	Left shoulder bursitis	8/12 (8/11)	8/26	13
Alexi Casilla	Right hamstring strain (transferred to 60-day on 9/27)	8/13		42
Denard Span	Migraine symptoms	8/18 (8/15)	9/21	32
Nick Blackburn	Right lateral forearm strain (transferred to 60-day on 9/4)	8/22		34
Francisco Liriano	Left posterior shoulder strain	8/26	9/16	16
Joe Mauer	Pneumonia	9/22 (9/15)		14
Justin Morneau	Concussion symptoms	9/22 (9/12)		16
Tsuyoshi Nishioka	Right oblique strain	9/22 (9/12)		16

TWINNS IN MAY

PLAYER	AVG	G	AB	R	H	2B	3B	HR	RBI	SH	SF	HB	BB	SO	SB	CS	E	OBP
Butera	.137	19	51	2	7	2	0	0	1	1	0	0	2	8	0	0	1	.170
Casilla	.288	24	66	10	19	3	3	0	5	1	1	1	6	11	3	2	2	.351
LEFT	.314		51	6	16	2	3	0	4	1	1	1	5	9	3	2		.379
RIGHT	.200		15	4	3	1	0	0	1	0	0	0	1	2	0	0		.250
Cuddyer	.300	23	90	10	27	2	0	2	9	0	0	1	7	14	1	0	1	.357
Hughes	.148	10	27	2	4	2	0	0	2	0	0	0	3	5	1	0	1	.233
Kubel	.274	26	106	9	29	5	1	3	20	0	1	0	8	28	0	0	1	.322
Morneau	.264	27	110	10	29	5	0	4	12	0	1	1	6	18	0	0	0	.305
Plouffe	.207	17	58	12	12	2	0	3	10	0	1	2	8	11	1	0	3	.319
Repko	.125	6	8	1	1	0	0	0	0	0	0	0	0	2	1	0	0	.125
Revere	.242	15	33	2	8	0	0	0	0	0	0	0	1	3	2	0	2	.265
Rivera	.216	14	37	5	8	2	0	1	2	0	0	0	4	13	0	0	0	.293
Span	.296	27	108	18	32	4	1	1	7	0	0	0	1	12	2	1	1	.382
Thome	.316	7	19	2	6	1	0	2	5	0	1	0	6	2	0	0		.462
Tolbert	.152	13	33	5	5	2	0	0	1	2	0	1	3	6	1	0	2	.243
LEFT	.080		25	4	2	2	0	0	1	1	0	0	2	5	1	0		.148
RIGHT	.375		8	1	3	0	0	0	0	1	0	1	1	1	0	0		.500
Tosoni	.143	9	21	2	3	0	0	1	2	0	0	1	1	9	0	0	0	.217
Valencia	.243	27	103	9	25	7	0	3	12	0	0	0	7	16	1	1	3	.291
Young	.197	17	66	6	13	0	0	1	5	0	1	0	1	19	0	0	0	.206
Baker	.500	1	2	0	1	1	0	0	0	0	0	0	0	0	0	0	0	0.500
Burnett		3	0	0	0	0	0	0	0	0	0	0	0	0	0	0	0	
Capps		1	0	0	0	0	0	0	0	0	0	0	0	0	0	0	0	
Duensing		1	2	0	0	0	0	0	0	0	0	0	0	0	0	0	0	
Dumatrait	.000	2	0	0	0	0	0	0	0	0	0	0	0	0	0	0	0	.000
Hughes		1	0	0	0	0	0	0	0	0	0	0	0	0	0	0	0	
Liriano	.500	1	2	0	1	0	0	0	1	0	0	0	0	0	0	0	0	.500
Nathan		1	0	0	0	0	0	0	0	0	0	0	0	0	0	0	0	
Perkins		2	0	0	0	0	0	0	0	0	0	0	0	0	0	0	1	
Slowey		1	0	0	0	0	0	0	0	0	0	0	0	0	0	0	0	
PITCHERS	.333	27	6	0	2	1	0	0	1	0	0	0	0	0	0	0	1	
MINNESOTA	.244	27	942	105	230	38	5	21	94	4	6	7	78	177	13	4	18	.330
DH	.286	24	91	9	26	4	0	5	17	0	1	1	13	15	0	0	0	.377
OPPONENTS	.269	27	922	139	248	59	7	27	133	12	9	6	93	157	15	11	21	.337

PITCHER	W	L	ERA	G	GS	CG	SH	SV	IP	H	R	ER	HR	HB	BB	SO	WP	BK	BAA
Baker	1	1	4.15	5	5	0	0	0	30.1	30	14	14	5	1	11	35	1	0	.259
Blackburn	3	0	2.53	6	6	1	0	0	42.2	35	13	12	5	1	12	24	1	0	.227
Burnett	1	3	7.59	14	0	0	0	0	10.2	14	9	9	0	0	6	7	0	0	.333
Capps	0	2	6.35	9	0	0	0	3	11.1	10	8	8	2	1	1	8	0	0	.238
Duensing	0	4	8.76	6	5	0	0	0	24.2	34	24	24	3	0	13	19	0	0	.330
Dumatrait	0	1	2.84	8	0	0	0	0	6.1	2	2	2	0	0	4	1	0	0	.105
Hoey	0	2	14.29	8	0	0	0	0	5.2	10	9	9	2	0	5	3	0	0	.385
Hughes	0	0	19.29	4	0	0	0	0	2.1	5	5	5	2	1	3	2	0	0	.500
James	0	0	0.00	1	0	0	0	0	0.1	0	0	0	0	0	0	0	0	1	.000
Liriano	2	1	2.52	4	4	1	1	0	25.0	12	7	7	2	1	14	16	0	0	.145
Mijares	0	0	8.31	6	0	0	0	0	4.1	7	6	4	0	1	5	0	0	0	.350
Nathan	1	0	4.26	7	0	0	0	0	6.1	8	4	3	1	0	2	8	1	0	.296
Pavano	0	3	5.26	6	6	0	0	0	37.2	54	26	22	3	0	6	9	1	0	.331
Perkins	0	1	2.53	11	0	0	0	0	10.2	9	4	3	0	0	6	15	0	0	.250
Slama	0	0	0.00	1	0	0	0	0	1.1	0	0	0	0	0	1	2	0	0	.000
Slowey	0	0	5.73	3	0	0	0	0	11.0	14	7	7	2	0	1	4	0	0	.311
Swarzak	0	1	0.93	3	1	0	0	0	9.2	4	1	1	0	0	3	4	0	0	.129
MINNESOTA	8	19	4.87	27	27	2	1	3	240.1	248	139	130	27	6	93	157	4	1	.269
OPPONENTS	19	8	3.44	27	27	0	3	11	248.1	230	105	95	21	7	78	177	9	4	.244

2011 TEAM PEN

First Batter				
PITCHER	H/AB	AVG	SV/OPP	IR/IRS
Burnett	13/58	.224	0/1	62/10
Capps	15/63	.238	15/23	34/9
Dumatrait	9/39	.231	1/1	37/9
Hoey	8/23	.348	0/0	27/11
Mijares	14/53	.264	0/2	43/11
Nathan	11/46	.239	14/7	9/4
Oliveros	2/8	.250	0/0	5/2
Perkins	20/60	.333	2/5	44/14
Waldrop	2/7	.286	0/0	1/0
Others	14/49	.286	0/0	42/17
TEAM	108/406	.266	32/49	304/87

TEAM PEN NOTES IN 2011

The opposition had a .270 (478-1772) batting-average-against with 49 homers vs. Twins' relievers.

TWINS IN JUNE

PLAYER	AVG	G	AB	R	H	2B	3B	HR	RBI	SH	SF	HB	BB	SO	SB	CS	E	OBP
Butera	.360	12	25	6	9	3	0	1	7	0	1	0	2	3	0	0	1	.393
Casilla	.274	25	95	13	26	6	0	2	9	3	0	0	1	17	7	1	3	.349
LEFT	.263		57	4	15	3	0	2	7	0	0	0	8	13	2	1		.354
RIGHT	.289		38	9	11	3	0	0	2	3	0	0	3	4	5	0		.341
Cuddyer	.323	26	93	15	30	11	0	5	17	0	1	0	1	15	4	1	2	.402
Dinkelman	.286	6	14	0	4	0	0	0	2	0	0	1	2	2	0	0	0	.412
Hughes	.270	22	74	11	20	3	0	1	5	1	0	1	7	18	0	1	2	.341
Mauer	.195	12	41	2	8	3	0	0	3	0	0	0	2	4	0	0	0	.233
Morneau	.074	7	27	1	2	1	0	0	1	0	0	1	2	4	0	0	0	.167
Nishioka	.190	13	42	1	8	2	0	0	3	0	0	1	2	9	0	1	4	.244
LEFT	.174		23	1	4	0	0	0	3	0	0	1	2	3	0	1		.269
RIGHT	.211		19	0	4	2	0	0	0	0	0	0	0	6	0	0		.211
Plouffe	.000	1	2	0	0	0	0	0	0	0	0	0	0	1	0	0		.000
Repko	.233	14	43	5	10	1	0	0	4	0	0	1	0	10	4	0	1	.250
Revere	.294	25	102	14	30	4	1	0	9	1	0	1	5	10	7	3	1	.333
Rivera	.125	12	32	3	4	1	0	0	2	0	0	0	2	8	0	0	0	.176
Span	.263	4	19	1	5	1	1	0	3	0	0	0	0	2	0	0	0	.263
Thome	.200	6	10	0	2	0	0	0	1	0	0	0	2	6	0	0		.333
Tolbert	.216	18	51	5	11	4	1	0	8	0	0	1	4	7	0	0	0	.286
LEFT	.263		38	4	10	4	1	0	7	0	0	1	4	4	0	0		.349
RIGHT	.077		13	1	1	0	0	0	1	0	0	0	0	3	0	0		.077
Tosoni	.167	6	12	2	2	1	0	0	1	0	0	0	1	3	0	0	0	.231
Valencia	.191	24	89	9	17	4	1	3	11	0	0	0	4	20	0	2	3	.226
Young	.321	22	84	12	27	5	0	1	9	0	0	0	2	11	0	0	3	.337
Baker	.333	1	3	0	1	0	0	0	0	0	0	0	0	1	0	0	0	.333
Blackburn	.000	1	2	0	0	0	0	0	0	0	0	0	0	0	0	0	2	.000
Burnett		4	0	0	0	0	0	0	0	0	0	0	0	0	0	0	0	
Duensing	.000	2	2	0	0	0	0	0	0	0	0	0	0	2	0	0	0	.000
Dumatrait		2	0	0	0	0	0	0	0	0	0	0	0	0	0	0	0	
Hoey		1	0	0	0	0	0	0	0	0	0	0	0	0	0	0	0	
Liriano		1	0	0	0	0	0	0	0	0	0	0	1	0	0	0	0	1.00
Mijares		4	0	0	0	0	0	0	0	0	0	0	0	0	0	0	0	
Nathan		1	0	0	0	0	0	0	0	0	0	0	0	0	0	0	0	
Pavano	.000	2	6	0	0	0	0	0	0	0	0	0	0	4	0	0	0	.000
Perkins		2	0	0	0	0	0	0	0	0	0	0	0	0	0	0	0	
Swarzak		1	0	0	0	0	0	0	0	0	0	0	0	0	0	0	0	
PITCHERS	.077	26	13	0	1	0	0	0	0	0	0	0	1	7	0	0	2	
MINNESOTA	.249	26	868	100	216	50	4	13	95	5	2	7	6	157	22	9	22	.325
DH	.122	20	74	3	9	1	0	0	5	0	0	0	4	13	0	0	0	.167
OPPONENTS	.263	26	878	91	231	34	5	18	86	7	8	11	5	161	17	5	17	.313

PITCHER	W	L	ERA	G	GS	CG	SH	SV	IP	H	R	ER	HR	HB	BB	SO	WP	BK	BAA
Baker	4	2	2.45	6	6	1	0	0	44.0	39	13	12	3	1	9	40	0	0	.236
Blackburn	2	2	3.82	5	5	0	0	0	30.2	41	17	13	3	2	7	14	0	0	.323
Burnett	1	0	3.00	12	0	0	0	0	9.0	5	3	3	1	2	0	8	1	0	.161
Capps	1	0	0.90	10	0	0	0	6	10.0	8	1	1	1	0	3	7	0	0	.216
Duensing	3	2	3.25	5	5	0	0	0	27.2	30	14	10	1	1	9	19	2	0	.273
Dumatrait	0	0	9.00	6	0	0	0	1	6.0	6	6	6	3	1	3	4	1	0	.261
Hoey	1	0	0.00	4	0	0	0	0	3.2	2	1	0	0	0	2	2	0	0	.143
James	0	0	0.00	3	0	0	0	0	4.2	1	0	0	0	0	2	2	0	0	.071
Liriano	1	2	3.42	4	4	0	0	0	23.2	21	11	9	1	0	7	27	1	0	.244
Mijares	0	0	4.26	10	0	0	0	0	6.1	8	4	3	0	0	4	4	0	0	.308
Nathan	0	0	4.50	2	0	0	0	0	2.0	1	1	1	1	0	0	2	0	0	.143
Pavano	3	1	2.54	5	5	2	0	0	39.0	39	11	11	3	2	6	19	1	0	.265
Perkins	0	0	3.38	6	0	0	0	0	5.1	9	2	2	0	0	2	7	0	0	.391
Slama	0	0	0.00	1	0	0	0	0	1.0	0	0	0	0	0	1	1	1	0	.000
Swarzak	1	0	4.20	4	1	0	0	0	15.0	21	7	7	1	2	2	5	1	1	.323
MINNESOTA	17	9	3.08	26	26	3	0	7	228.0	231	91	78	18	11	57	161	8	1	.263
OPPONENTS	9	17	3.46	26	26	1	2	4	226.0	216	100	87	13	7	62	157	10	3	.249

RECORD WHEN...

Runs	Scoring	Allowing	Runs	Scoring	Allowing
0	0 - 13	8 - 0	6	10 - 7	2 - 15
1	6 - 22	9 - 2	7	6 - 5	1 - 9
2	3 - 15	15 - 6	8	4 - 0	1 - 14
3	5 - 21	9 - 8	9	7 - 0	0 - 5
4	10 - 8	12 - 15	10+	5 - 0	0 - 11
5	7 - 8	6 - 11	Totals	63 - 99	63 - 99

TWINS IN JULY

PLAYER	AVG	G	AB	R	H	2B	3B	HR	RBI	SH	SF	HB	BB	SO	SB	CS	E	OBP
Butera	.179	13	39	4	7	2	0	1	3	0	0	0	1	9	0	0	0	.200
Casilla	.283	25	99	20	28	10	1	0	5	3	1	1	7	9	3	0	3	.333
LEFT	.311		61	6	19	7	1	0	2	2	0	1	6	7	2	0		.382
RIGHT	.237		38	14	9	3	0	0	3	1	1	0	1	2	1	0		.250
Cuddyer	.336	29	110	22	37	3	1	6	25	0	1	1	1	21	1	0	1	.417
Hughes	.200	14	35	3	7	0	0	1	4	1	0	1	3	13	0	1	0	.282
Kubel	.263	10	38	2	10	2	0	1	8	0	0	0	6	10	0	0	0	.364
Mauer	.356	29	104	18	37	3	0	1	12	0	0	2	1	15	0	0	2	.437
Nishioka	.213	27	89	7	19	1	0	0	9	1	0	0	6	16	1	2	2	.263
LEFT	.259		58	4	15	0	0	0	6	1	0	0	6	13	0	2		.328
RIGHT	.129		31	3	4	1	0	0	3	0	0	0	0	3	1	0		.129
Plouffe	.205	14	39	8	8	2	0	2	6	0	0	1	2	11	0	1	0	.262
Repko	.313	21	32	7	10	1	0	0	2	1	0	0	2	8	0	1	0	.353
Revere	.217	28	115	18	25	0	2	0	6	1	0	0	1	11	9	2	3	.280
Rivera	.333	1	3	0	1	0	0	0	0	0	0	0	0	0	0	0	0	.333
Thome	.273	21	66	8	18	5	0	4	15	0	0	0	9	24	0	0		.360
Tolbert	.294	7	17	1	5	0	0	0	0	0	0	0	1	6	1	0	0	.333
LEFT	.143		7	1	1	0	0	0	0	0	0	0	0	4	0	0		.143
RIGHT	.400		10	0	4	0	0	0	0	0	0	0	1	2	1	0		.455
Tosoni	.269	7	26	3	7	0	0	1	6	0	0	0	1	4	0	1	0	.296
Valencia	.303	28	109	15	33	6	0	4	20	0	1	0	6	21	0	0	5	.336
Young	.290	19	69	3	20	8	0	0	7	0	0	0	5	11	0	0	1	.338
MINNESOTA	.275	29	990	139	272	43	4	21	128	7	3	6	87	189	15	8	17	.365
DH	.286	29	105	16	30	6	0	7	27	0	1	0	16	33	0	0	0	.377
OPPONENTS	.275	29	1014	148	279	56	6	27	137	5	8	9	81	174	17	10	25	.332

PITCHER	W	L	ERA	G	GS	CG	SH	SV	IP	H	R	ER	HR	HB	BB	SO	WP	BK	BAA	
Baker	2	1	1.06	3	3	0	0	0	17.0	14	3	2	0	0	2	12	1	0	.222	
Blackburn	1	2	7.45	6	6	0	0	0	29.0	45	31	24	4	1	12	18	1	0	.360	
Burnett	0	1	7.84	13	0	0	0	0	10.1	14	9	9	1	1	6	9	0	0	.333	
Capps	1	2	6.17	14	0	0	0	2	11.2	18	8	8	3	0	2	2	0	0	.360	
Cuddyer	0	0	0.00	1	0	0	0	0	1.0	2	0	0	0	0	1	0	0	0	.400	
Diamond	0	1	4.26	1	1	0	0	0	6.1	7	4	3	1	0	2	1	0	0	.269	
Duensing	3	1	3.48	5	5	1	1	0	33.2	34	13	13	4	0	7	24	0	0	.264	
Dumatrai	1	0	2.57	13	0	0	0	0	14.0	15	6	4	1	0	6	10	1	0	.268	
James	0	0	11.8	14	0	0	0	0	5.1	11	7	7	1	0	2	6	0	1	.423	
Liriano	3	1	4.01	6	6	0	0	0	33.2	33	17	15	3	4	18	27	6	0	.258	
Mijares	0	1	7.45	9	0	0	0	0	9.2	11	9	8	1	0	6	6	0	0	.268	
Nathan	0	0	0.79	12	0	0	0	5	11.1	6	1	1	1	1	0	9	0	0	.150	
Pavano	1	2	6.87	6	6	0	0	0	36.2	47	29	28	5	1	8	15	0	1	.315	
Perkins	3	0	0.69	15	0	0	0	2	13.0	2	1	1	0	1	1	17	0	0	.050	
Swarzak	1	1	3.00	8	2	0	0	0	24.0	20	10	8	2	0	8	18	1	0	.213	
MINNESOTA	16	13	4.59	29	29	1	1	9	256.2	279	148	131	27	9	81	17	4	10	2	.275
OPPONENTS	13	16	4.33	29	29	0	0	5	251.1	272	139	121	21	6	87	18	9	9	0	.275

PLAYER	MULTI-HIT GAMES					MULTI-RBI GAMES					LAST HOME RUN HIT			
	2H	3H	4H	5H	TOT	2BI	3BI	4BI	5+BI	TOT	DATE	OPP.	ON	PITCHER
Benson	4	0	1	0	5	0	0	0	0	0
Butera	3	1	0	0	4	3	2	0	0	5	7/16/11	K.C.	0	Francis
Cuddyer	42	4	1	0	47	12	4	0	1	17	9/26/11	K.C.	1	Paulino
Dinkelman	3	2	1	0	6	1	0	0	0	1
Hughes	14	3	0	0	17	5	2	0	1	8	8/31/11	@CWS.	1	Peavy
Kubel	22	6	0	0	28	12	4	1	0	17	8/31/11	@CWS.	1	Peavy
Mauer	16	6	0	0	22	5	0	0	0	5	9/10/11	@Det.	0	Scherzer
Morneau	12	3	0	0	15	5	1	0	0	6	5/31/11	@Det.	1	Scherzer
Nishioka	10	1	0	0	11	4	0	0	0	4
Parmelee	7	2	0	0	9	1	2	0	0	3	9/27/11	K.C.	0	O'Sullivan
Plouffe	15	3	0	0	18	4	2	1	0	7	9/25/11	@Cle.	0	Carmona
Repko	8	0	0	0	8	1	1	0	0	2	8/31/11	@CWS.	0	Frasor
Revere	27	5	1	0	33	7	0	0	0	7
Rivera	2	0	0	0	2	0	0	0	0	0	5/19/11	@Oak.	0	Breslow
Span	15	4	1	0	20	2	0	0	0	2	5/23/11	Sea.	0	Vargas
Tolbert	9	1	0	0	10	2	0	0	0	2	6/15/10	Col.	0	Betancourt
Tosoni	5	1	0	0	6	2	1	1	0	4	9/27/11	K.C.	3	Mazzaro
Valencia	29	4	0	0	33	8	7	0	0	15	9/3/11	@LAA.	0	Weaver

TWINS BEFORE THE ALL-STAR BREAK

PLAYER	AVG	G	AB	R	H	2B	3B	HR	RBI	SH	SF	HB	BB	SO	SB	CS	E	OBP
Butera	.182	49	132	11	24	8	0	1	13	1	1	1	5	24	0	0	3	.216
Casilla	.255	81	263	43	67	14	4	2	18	5	3	2	24	41	13	3	9	.318
RIGHT	.230		87		20	7	0	0	6	3	1	0	4	10				.261
LEFT	.267		176		47	7	4	2	12	2	2	2	20	31				.345
Cuddyer	.298	84	312	41	93	16	0	13	43	0	2	3	33	48	7	1	5	.369
Dinkelmann	.286	6	14	0	4	0	0	0	2	0	0	1	2	2	0	0	0	.412
Duensing	.000	1	0	0	0	0	0	0	0	0	0	0	0	0	0	0	0	.000
Holm	.118	6	17	1	2	1	0	0	0	0	0	0	1	4	0	0	0	.167
Hughes	.244	54	168	17	41	6	0	3	15	1	0	1	13	44	1	2	3	.302
Kubel	.310	52	200	20	62	14	1	5	30	0	2	1	14	44	1	0	1	.352
Mauer	.243	31	111	12	27	5	0	0	9	0	1	2	8	20	0	0	0	.303
Morneau	.225	55	213	16	48	12	0	4	21	0	1	3	14	33	0	0	1	.281
Nishioka	.227	29	97	7	22	4	0	0	9	1	0	1	9	21	2	3	6	.299
RIGHT	.200		45		9	3	0	0	4	0	0	0	0	12				.200
LEFT	.250		52		13	1	0	0	5	1	0	1	9	9				.371
Plouffe	.200	18	60	12	12	2	0	3	10	0	1	2	8	12	1	0	3	.310
Repko	.250	41	92	13	23	2	0	0	9	3	0	1	5	24	6	1	1	.296
Revere	.275	50	178	24	49	4	1	0	13	2	0	1	8	16	11	5	3	.310
Rivera	.181	27	72	8	13	3	0	1	4	0	0	0	6	21	0	0	0	.244
Span	.294	56	231	32	68	9	3	2	15	0	0	0	24	26	4	1	1	.361
Thome	.219	40	105	11	23	4	0	6	19	0	1	0	22	36	0	0	0	.352
Tolbert	.181	54	138	18	25	8	2	0	11	3	0	2	8	23	1	0	3	.236
RIGHT	.161		31		5	0	0	0	2	1	0	1	2	6				.235
LEFT	.187		107		20	8	2	0	9	2	0	1	6	17				.237
Tosoni	.205	26	73	7	15	1	0	2	10	0	0	1	4	19	0	1	1	.256
Valencia	.236	87	322	33	76	17	1	10	46	0	1	0	24	56	2	4	10	.288
Young	.256	55	207	21	53	8	0	2	20	0	2	0	8	39	1	0	4	.281
Baker	.400	17	5	0	2	1	0	0	0	0	0	0	0	1	0	0	0	.400
Blackburn	.000	18	2	0	0	0	0	0	0	0	0	0	0	0	0	0	2	.000
Burnett	.000	35	0	0	0	0	0	0	0	0	0	0	0	0	0	0	1	.000
Capps	.000	37	0	0	0	0	0	0	0	0	0	0	0	0	0	0	0	.000
Duensing	.000	18	4	0	0	0	0	0	0	0	0	0	0	2	0	0	1	.000
Dumatrait	.000	19	0	0	0	0	0	0	0	0	0	0	0	0	0	0	0	.000
Hacker	.000	2	0	0	0	0	0	0	0	0	0	0	0	0	0	0	0	.000
Hoey	.000	17	0	0	0	0	0	0	0	0	0	0	0	0	0	0	0	.000
Hughes	.000	15	0	0	0	0	0	0	0	0	0	0	0	0	0	0	0	.000
James	.000	4	0	0	0	0	0	0	0	0	0	0	0	0	0	0	0	.000
Liriano	.500	15	2	0	1	0	0	0	1	0	0	0	1	0	0	0	0	.667
Manship	.000	5	0	0	0	0	0	0	0	0	0	0	0	0	0	0	0	.000
Mijares	.000	31	0	0	0	0	0	0	0	0	0	0	0	0	0	0	0	.000
Nathan	.000	24	0	0	0	0	0	0	0	0	0	0	0	0	0	0	0	.000
Pavano	.000	18	6	0	0	0	0	0	0	0	0	0	0	4	0	0	1	.000
Perkins	.000	35	0	0	0	0	0	0	0	0	0	0	0	0	0	0	1	.000
Slama	.000	2	0	0	0	0	0	0	0	0	0	0	0	0	0	0	1	.000
Slowey	.000	6	0	0	0	0	0	0	0	0	0	0	0	0	0	0	0	.000
Swarzak	.000	11	0	0	0	0	0	0	0	0	0	0	0	0	0	0	0	.000
PITCHERS	.158	89	19	0	3	1	0	0	1	0	0	0	1	7	0	0	7	.200
MINNESOTA	.248	89	3024	347	750	139	12	54	318	16	15	22	241	560	50	21	61	.307
OPPONENTS	.266	89	3022	414	804	151	22	85	392	24	34	31	269	528	51	22	61	.329
DH	.211	89	298	29	63	10	0	10	39	0	2	2	34	70	2	0	0	.295

PITCHER	W	L	ERA	G	GS	CG	SH	SV	IP	H	R	ER	HR	HB	BB	SO	WP	BK	BAA
Baker	7	5	3.01	17	17	1	0	0	110.2	100	39	37	12	4	30	104	3	0	.240
Blackburn	7	6	4.24	18	18	1	0	0	110.1	129	61	52	15	4	31	58	3	0	.293
Burnett	2	5	6.75	35	0	0	0	0	26.2	30	21	20	2	3	12	19	1	0	.294
Capps	2	4	4.42	37	0	0	0	15	38.2	38	19	19	6	2	5	21	0	0	.257
Duensing	6	7	4.13	18	17	1	1	0	102.1	109	53	47	8	1	36	70	2	0	.275
Dumatrait	1	1	5.71	19	0	0	0	1	17.1	13	11	11	4	1	8	7	1	0	.210
Hacker	0	0	0.00	2	0	0	0	0	5.1	4	1	0	0	0	4	2	0	0	.235
Hoey	1	2	7.71	17	0	0	0	0	14.0	22	17	12	4	0	8	9	1	0	.344
Hughes	1	0	9.95	15	0	0	0	0	12.2	19	14	14	4	1	8	11	0	0	.365
James	0	0	0.00	4	0	0	0	0	5.0	1	0	0	0	0	2	2	0	1	.067
Liriano	5	7	5.06	15	15	1	1	0	83.2	70	49	47	9	5	45	72	4	0	.227
Manship	0	0	8.10	5	0	0	0	0	3.1	5	3	3	0	0	4	2	0	0	.385
Mijares	0	1	5.49	31	0	0	0	0	19.2	22	16	12	0	2	17	12	0	0	.282
Nathan	1	1	5.82	24	0	0	0	3	21.2	20	16	14	4	1	9	21	1	0	.238
Pavano	6	6	4.10	18	18	2	0	0	123.0	135	63	56	11	4	24	53	3	1	.278
Perkins	0	1	1.87	35	0	0	0	2	33.2	28	8	7	0	1	12	36	1	0	.241
Slama	0	0	0.00	2	0	0	0	0	2.1	0	0	0	0	0	2	3	1	0	.000
Slowey	0	0	4.91	6	0	0	0	0	14.2	19	8	8	2	0	1	7	0	0	.317
Swarzak	2	2	3.38	11	4	0	0	0	40.0	40	15	15	4	2	11	19	1	1	.256
MINNESOTA	41	48	4.29	89	89	6	7	21	785.0	804	414	374	85	31	269	528	22	3	.266
OPPONENTS	48	41	3.49	89	89	2	7	24	793.2	750	347	308	54	22	241	560	33	7	.248

TWINS IN AUGUST

PLAYER	AVG	G	AB	R	H	2B	3B	HR	RBI	SH	SF	HB	BB	SO	SB	CS	E	OBP
Butera	.132	15	38	1	5	0	0	0	2	2	0	1	1	7	0	0	2	.175
Casilla	.333	1	3	0	1	0	0	0	0	0	0	0	0	0	0	1	0	.333
LEFT	.333	3	0	1	0	0	0	0	0	0	0	0	0	0	0	1	0	.333
RIGHT	.000	0	0	0	0	0	0	0	0	0	0	0	0	0	0	0	0	.000
Cuddyer	.246	17	61	6	15	8	0	2	8	0	1	1	1	11	0	0	1	.266
Hughes	.256	13	39	5	10	3	0	4	11	0	0	0	5	14	0	0	2	.341
Kubel	.219	26	96	12	21	4	0	6	15	0	0	0	8	24	0	0	0	.279
Mauer	.287	11	25	8	0	0	0	9	0	1	0	5	8	0	0	2	0	.323
Morneau	.235	14	51	3	12	4	0	0	9	0	1	0	5	11	0	0	0	.298
Nishioka	.264	17	53	3	14	1	0	0	5	2	0	0	2	9	0	1	2	.291
LEFT	.263	38	3	10	1	0	0	4	1	0	0	0	6	0	0	1	0	.263
RIGHT	.267	15	0	4	0	0	0	1	1	0	0	2	3	0	0	0	0	.353
Plouffe	.282	23	85	12	24	6	1	1	2	1	0	1	4	24	1	2	2	.322
Repko	.200	8	15	3	3	0	0	2	2	0	0	0	1	3	1	0	0	.250
Revere	.255	25	94	11	24	1	1	0	5	1	0	0	6	9	7	2	1	.300
Rivera	.000	3	9	0	0	0	0	0	1	0	1	0	0	3	0	0	0	.000
Span	.057	9	35	1	2	0	0	0	0	0	0	0	3	9	2	0	0	.132
Thome	.218	17	55	6	12	3	0	4	12	0	0	0	8	19	0	0	0	.317
Tolbert	.214	16	42	1	9	1	0	0	0	1	0	1	1	6	0	2	2	.250
LEFT	.207	29	1	6	0	0	0	0	1	0	1	0	6	0	0	1	0	.233
RIGHT	.231	13	0	3	1	0	0	0	0	0	0	1	0	0	0	1	0	.286
Tosoni	.146	14	41	6	6	0	1	1	3	0	0	1	6	9	0	1	1	.271
Valencia	.283	27	92	14	26	7	0	2	5	0	0	0	7	20	0	0	4	.333
Young	.276	10	29	2	8	0	0	2	5	0	0	0	5	5	0	0	0	.382
MINNESOTA	.235	27	925	97	217	46	3	24	94	7	4	5	68	191	11	9	19	.310
DH	.268	28	97	14	26	5	0	9	26	0	0	0	13	27	0	0	0	.355
OPPONENTS	.304	28	978	154	297	249	6	38	146	10	11	10	89	147	13	6	14	.364

PITCHER	W	L	ERA	G	GS	CG	SH	SV	IP	H	R	ER	HR	HB	BB	SO	WP	BK	BAA
Baker	0	0	8.00	2	2	0	0	0	9.0	14	9	8	3	0	1	7	1	0	.359
Blackburn	0	2	4.50	4	4	0	0	0	18.0	25	10	9	2	0	14	6	1	0	.325
Burnett	0	0	2.92	14	0	0	0	0	12.1	10	4	4	2	3	2	4	1	0	.222
Capps	1	1	4.26	15	0	0	0	0	12.2	11	6	6	1	1	3	5	1	0	.234
Diamond	1	1	5.11	2	2	0	0	0	12.1	13	8	7	1	0	4	8	1	0	.283
Duensing	1	5	7.88	6	6	0	0	0	32.0	52	30	28	9	0	10	23	1	0	.380
Dumatrait	0	1	3.38	11	0	0	0	0	8.0	10	3	3	1	0	5	6	0	0	.313
Liriano	2	1	5.54	5	5	0	0	0	26.0	28	17	16	4	0	16	21	1	0	.280
Mijares	0	0	1.93	10	0	0	0	0	14.0	14	3	3	3	0	5	6	0	0	.275
Nathan	0	0	6.00	10	0	0	0	4	9.0	8	6	6	1	1	4	8	1	0	.222
Oliveros	0	0	7.71	3	0	0	0	0	4.2	6	4	4	0	0	3	2	0	0	.333
Pavano	0	3	3.50	5	5	0	0	0	36.0	46	17	14	5	2	6	20	0	0	.317
Perkins	1	2	5.27	14	0	0	0	0	13.2	17	9	8	1	0	5	14	2	0	.293
Slowey	0	3	6.75	3	3	0	0	0	17.1	22	13	13	3	1	4	10	0	0	.319
Swarzak	1	2	5.85	6	1	0	0	0	20.0	21	15	13	2	2	7	7	1	0	.269
MINNESOTA	7	21	5.22	28	28	0	0	4	245.0	297	154	142	38	10	89	147	11	0	.304
OPPONENTS	21	7	3.14	28	28	1	3	10	249.0	217	97	87	24	5	68	191	8	0	.235

TWINS STARTERS IN 2011

Pitcher	Last Start	Dec.	Starts	QS	Team Rec.	Run Supp.	RS AVG
Pavano	9/28 vs. K.C. (9.0-5-0-0-0-3)	W	34	17	14-19	109	4.42
Duensing	9/24 at Cle. (5.0-3-2-2-1-4)	ND	28	14	11-17	82	4.72
Blackburn	8/21 vs. N.Y.Y. (1.1-1-0-0-4-0)	ND	26	12	11-15	66	4.00
Liriano	8/26 vs. Bal. (2.0-2-1-1-3-2)	ND	24	12	11-13	73	4.98
Baker	8/8 vs. Bos. (6.0-9-5-5-0-5)	ND	21	10	9-12	70	4.78
Swarzak	9/27 vs. K.C. (6.1-10-2-2-0-6)	W	11	8	5-6	30	4.24
Slowey	9/26 vs. K.C. (5.2-10-5-5-0-3)	L	8	2	0-8	12	2.42
Diamond	9/24 at Cle. (5.1-6-4-4-2-1)	ND	7	3	1-6	20	4.62
Hendriks	9/25 at Cle. (6.0-7-4-4-3-5)	ND	4	1	1-3	10	3.86

TWINS IN SEPTEMBER

PLAYER	AVG	G	AB	R	H	2B	3B	HR	RBI	SH	SF	HB	BB	SO	SB	CS	E	OBP
Benson	.239	21	71	3	17	6	1	0	2	0	0	0	3	21	2	2	2	.270
Butera	.162	20	37	4	6	0	1	0	6	3	0	0	4	5	0	0	0	.244
Cuddyer	.244	19	82	9	20	2	1	2	7	0	0	0	5	19	3	0	0	.287
Dinkelmann	.305	17	59	5	18	1	0	0	2	0	0	0	2	12	2	0	0	.328
Hughes	.176	22	68	8	12	3	0	0	4	0	1	1	5	17	2	0	0	.240
Kubel	.179	11	32	3	7	1	0	0	5	0	0	0	4	8	0	1	0	.306
Mauer	.233	10	30	5	7	0	0	2	2	0	0	1	9	5	0	0	1	.425
Nishioka	.308	5	13	2	4	0	0	0	0	0	0	0	3	1	0	0	2	.438
RIGHT	.333		3		1	0	0	0	0	0	0	0	0	0				.333
LEFT	.300		10		3	0	0	0	0	0	0	0	3	1				.462
Parmelee	.355	21	76	8	27	6	0	4	14	0	0	0	12	13	0	0	2	.443
Plouffe	.235	26	102	15	24	8	0	2	13	1	2	0	11	24	1	0	7	.304
Repko	.125	6	16	0	2	0	0	0	0	0	0	1	0	9	0	1	0	.176
Revere	.311	24	106	11	33	4	1	0	10	0	0	1	4	8	9	2	0	.342
Rivera	.087	15	23	1	2	0	0	0	0	0	0	1	2	8	0	0	3	.192
Span	.278	5	18	4	5	2	2	0	1	0	0	0	0	1	0	0	0	.278
Tolbert	.158	13	19	3	3	1	0	0	0	0	0	1	2	2	1	0	1	.273
RIGHT	.000		2		0	0	0	0	0	0	0	0	1	1				.333
LEFT	.176		17		3	1	0	0	0	0	0	1	1	1				.263
Tosoni	.241	20	58	7	14	6	0	2	9	0	0	1	4	14	0	0	1	.302
Valencia	.228	22	79	8	18	1	1	1	11	0	3	0	6	12	0	2	1	.273
Baker	.000	2	0	0	0	0	0	0	0	0	0	0	0	0	0	0	0	.000
Burnett	.000	9	0	0	0	0	0	0	0	0	0	0	0	0	0	0	0	.000
Capps	.000	9	0	0	0	0	0	0	0	0	0	0	0	0	0	0	0	.000
Diamond	.000	4	0	0	0	0	0	0	0	0	0	0	0	0	0	0	0	.000
Duensing	.000	5	0	0	0	0	0	0	0	0	0	0	0	0	0	0	1	.000
Dumatrait	.000	7	0	0	0	0	0	0	0	0	0	0	0	0	0	0	0	.000
Hendriks	.000	4	0	0	0	0	0	0	0	0	0	0	0	0	0	0	0	.000
Hoey	.000	9	0	0	0	0	0	0	0	0	0	0	0	0	0	0	0	.000
Liriano	.000	2	0	0	0	0	0	0	0	0	0	0	0	0	0	0	0	.000
Mijares	.000	10	0	0	0	0	0	0	0	0	0	0	0	0	0	0	0	.000
Nathan	.000	7	0	0	0	0	0	0	0	0	0	0	0	0	0	0	0	.000
Oliveros	.000	7	0	0	0	0	0	0	0	0	0	0	0	0	0	0	0	.000
Pavano	.000	6	0	0	0	0	0	0	0	0	0	0	0	0	0	0	1	.000
Perkins	.000	8	0	0	0	0	0	0	0	0	0	0	0	0	0	0	0	.000
Slowey	.000	5	0	0	0	0	0	0	0	0	0	0	0	0	0	0	0	.000
Swarzak	.000	5	0	0	0	0	0	0	0	0	0	0	0	0	0	0	0	.000
Waldrop	.000	7	0	0	0	0	0	0	0	0	0	0	0	0	0	0	0	.000
PITCHERS	.000	26	0	0	0	0	0	0	0	0	0	0	0	0	0	0	2	.000
MINNESOTA	.246	26	889	96	219	41	7	13	86	4	6	7	76	179	20	8	22	.309
OPPONENTS	.300	26	903	133	271	50	11	22	131	6	10	9	69	152	16	7	23	.352
DH	.278	26	97	14	27	6	0	3	14	0	0	2	14	20	3	0	0	.381

PITCHER	W	L	ERA	G	GS	C6	SH	SV	IP	H	R	ER	HR	HB	BB	SO	WP	BK	BAA
Baker	0	0	0.00	2	0	0	0	0	3.0	1	0	0	0	0	0	3	0	0	.111
Burnett	0	0	8.31	9	0	0	0	0	4.1	3	4	4	0	1	3	2	0	0	.188
Capps	0	1	3.68	9	0	0	0	0	7.1	9	3	3	1	1	4	6	0	0	.300
Diamond	0	3	5.31	4	4	0	0	0	20.1	31	13	12	1	0	11	10	2	0	.348
Duensing	0	1	7.45	5	2	0	0	0	9.2	9	8	8	1	0	4	7	0	0	.243
Dumatrait	0	1	3.86	7	0	0	0	0	7.0	12	5	3	2	0	7	8	0	0	.364
Hendriks	0	2	6.17	4	4	0	0	0	23.1	29	16	16	3	0	6	16	1	0	.312
Hoey	0	0	2.53	9	0	0	0	0	10.2	12	3	3	0	0	5	5	0	0	.308
Liriano	0	1	19.29	2	0	0	0	0	2.1	4	5	5	0	1	2	3	0	0	.400
Mijares	0	1	4.05	10	0	0	0	0	6.2	7	4	3	0	1	3	7	1	0	.259
Nathan	1	0	3.86	7	0	0	0	2	7.0	6	3	3	1	0	1	9	1	0	.231
Oliveros	0	0	2.08	7	0	0	0	0	8.2	7	2	2	0	0	4	7	0	0	.241
Pavano	3	2	2.85	6	6	1	1	0	41.0	48	20	13	4	1	4	22	1	0	.286
Perkins	0	1	2.57	8	0	0	0	0	7.0	9	2	2	1	0	4	5	0	0	.321
Slowey	0	5	7.57	5	5	0	0	0	27.1	37	23	23	5	2	0	17	0	0	.325
Swarzak	1	2	4.82	5	5	0	0	0	28.0	37	15	15	2	2	5	20	0	0	.330
Waldrop	1	0	5.73	7	0	0	0	0	11.0	10	7	7	1	0	6	5	1	0	.233
MINNESOTA	6	20	4.81	26	26	1	1	2	224.2	271	133	120	22	9	69	152	7	0	.300
OPPONENTS	20	6	3.37	26	26	1	3	11	232.1	219	96	87	13	7	76	179	10	0	.246

TWINS AFTER THE ALL-STAR BREAK

PLAYER	AVG	G	AB	R	H	2B	3B	HR	RBI	SH	SF	HB	BB	SO	SB	CS	E	OBP
Benson	.239	21	71	3	17	6	1	0	2	0	0	0	3	21	2	2	2	.270
Butera	.147	44	102	8	15	1	1	1	10	5	0	1	6	18	0	0	2	.202
Casilla	.283	16	60	9	17	7	0	0	3	3	0	1	4	4	2	1	2	.338
RIGHT	.238		21		5	1	0	0	1	1	0	0	1	1				.273
LEFT	.308		39		12	6	0	0	2	2	0	1	3	3				.372
Cuddyer	.264	55	216	29	57	13	2	7	27	0	1	1	15	47	4	0	2	.313
Dinkelmann	.305	17	59	5	18	1	0	0	2	0	0	0	2	12	2	0	0	.328
Hughes	.193	42	119	14	23	6	0	4	15	1	1	2	11	35	2	0	2	.271
Kubel	.229	47	166	17	38	7	0	7	28	0	0	0	18	42	0	1	0	.304
Mauer	.314	51	185	26	58	10	0	3	21	0	1	1	24	18	0	0	5	.393
Morneau	.235	14	51	3	12	4	0	0	9	0	1	0	5	11	0	0	0	.298
Nishioka	.226	39	124	7	28	1	0	0	10	2	0	0	6	22	0	1	6	.262
RIGHT	.206		34		7	0	0	0	1	1	0	0	2	3				.250
LEFT	.233		90		21	1	0	0	9	1	0	0	4	19				.266
Parmelee	.355	21	76	8	27	6	0	4	14	0	0	0	12	13	0	0	2	.443
Plouffe	.248	63	226	35	56	16	1	5	21	2	2	2	17	59	2	3	9	.304
Repko	.171	26	41	8	7	0	0	2	2	0	0	1	1	14	1	1	0	.209
Revere	.261	67	272	32	71	5	4	0	17	1	0	1	18	25	23	4	4	.309
Rivera	.063	18	32	1	2	0	0	0	1	0	1	1	2	11	0	0	3	.139
Span	.132	14	53	5	7	2	2	0	1	0	0	0	3	10	2	0	0	.179
Thome	.267	31	101	10	27	8	0	6	21	0	0	0	13	33	0	0	0	.351
Tolbert	.232	33	69	4	16	2	0	0	0	1	0	2	3	8	2	2	3	.284
RIGHT	.318		22		7	1	0	0	0	0	0	0	2	1				.375
LEFT	.191		47		9	1	0	0	0	1	0	2	1	7				.240
Tosoni	.202	34	99	13	20	6	1	3	12	0	0	2	10	23	0	1	2	.288
Valencia	.260	67	242	30	63	11	1	5	26	0	3	0	16	46	0	2	8	.303
Young	.286	29	98	5	28	8	0	2	12	0	0	0	10	16	0	0	1	.352
Baker	.000	6	0	0	0	0	0	0	0	0	0	0	0	0	0	0	0	.000
Blackburn	.000	8	0	0	0	0	0	0	0	0	0	0	0	0	0	0	0	.000
Burnett,	.000	31	0	0	0	0	0	0	0	0	0	0	0	0	0	0	0	.000
Capps	.000	32	0	0	0	0	0	0	0	0	0	0	0	0	0	0	0	.000
Diamond	.000	7	0	0	0	0	0	0	0	0	0	0	0	0	0	0	0	.000
Duensing	.000	14	0	0	0	0	0	0	0	0	0	0	0	0	0	0	3	.000
Dumatrait	.000	26	0	0	0	0	0	0	0	0	0	0	0	0	0	0	0	.000
Hendriks	.000	4	0	0	0	0	0	0	0	0	0	0	0	0	0	0	0	.000
Hoey	.000	9	0	0	0	0	0	0	0	0	0	0	0	0	0	0	0	.000
James	.000	4	0	0	0	0	0	0	0	0	0	0	0	0	0	0	0	.000
Liriano	.000	11	0	0	0	0	0	0	0	0	0	0	0	0	0	0	0	.000
Mijares	.000	27	0	0	0	0	0	0	0	0	0	0	0	0	0	0	1	.000
Nathan	.000	24	0	0	0	0	0	0	0	0	0	0	0	0	0	0	0	.000
Oliveros	.000	10	0	0	0	0	0	0	0	0	0	0	0	0	0	0	0	.000
Pavano	.000	15	0	0	0	0	0	0	0	0	0	0	0	0	0	0	1	.000
Perkins	.000	30	0	0	0	0	0	0	0	0	0	0	0	0	0	0	0	.000
Slowey	.000	8	0	0	0	0	0	0	0	0	0	0	0	0	0	0	0	.000
Swarzak	.000	16	0	0	0	0	0	0	0	0	0	0	0	0	0	0	0	.000
Waldrop	.000	7	0	0	0	0	0	0	0	0	0	0	0	0	0	0	0	.000
PITCHERS	.000	73	1	0	0	0	0	0	0	0	0	0	0	0	0	0	5	.000
MINNESOTA	.246	73	2463	272	607	120	13	49	254	15	10	15	199	488	42	18	58	.306
OPPONENTS	.298	73	2549	390	760	140	21	76	370	19	28	23	211	412	45	22	54	.354
DH	.282	73	266	39	75	16	0	16	57	0	0	2	36	65	3	0	0	.372

PITCHER	W	L	ERA	G	GS	CG	SH	SV	IP	H	R	ER	HR	HB	BB	SO	WP	BK	BAA
Baker	1	1	3.75	6	4	0	0	0	24.0	26	11	10	3	0	2	19	1	0	.283
Blackburn	0	4	5.21	8	8	0	0	0	38.0	54	30	22	4	0	23	18	2	0	.338
Burnett	0	0	4.13	31	0	0	0	0	24.0	20	11	11	2	5	9	14	1	0	.227
Capps	2	3	4.00	32	0	0	0	0	27.0	28	12	12	4	2	8	13	1	0	.269
Cuddyer	0	0	0.00	1	0	0	0	0	1.0	2	0	0	0	0	1	0	0	0	.400
Diamond	1	5	5.08	7	7	0	0	0	39.0	51	25	22	3	0	17	19	3	0	.317
Duensing	3	7	7.13	14	11	0	0	0	59.1	84	49	47	13	0	16	45	1	0	.339
Dumatrait	0	2	2.63	26	0	0	0	0	24.0	32	11	7	3	0	17	22	1	0	.317
Hendriks	0	2	6.17	4	4	0	0	0	23.1	29	16	16	3	0	6	16	1	0	.312
Hoey	0	0	2.53	9	0	0	0	0	10.2	12	3	3	0	0	5	5	0	0	.308
James	0	0	11.81	4	0	0	0	0	5.1	11	7	7	1	0	2	6	0	1	.423
Liriano	4	3	5.15	11	9	0	0	0	50.2	55	32	29	5	2	30	40	5	0	.282
Mijares	0	1	3.99	27	0	0	0	0	29.1	31	15	13	4	1	13	18	1	0	.270
Nathan	1	0	3.91	24	0	0	0	11	23.0	18	10	10	3	2	5	22	2	0	.207
Oliveros	0	0	4.05	10	0	0	0	0	13.1	13	6	6	0	0	7	9	0	0	.277
Pavano	3	7	4.55	15	15	1	1	0	99.0	127	60	50	12	4	16	49	1	1	.314
Perkins	4	3	3.21	30	0	0	0	0	28.0	27	11	10	2	0	9	29	2	0	.248
Slowey	0	8	7.25	8	8	0	0	0	44.2	59	36	36	8	3	4	27	0	0	.322
Swarzak	2	5	4.94	16	7	0	0	0	62.0	71	38	34	5	4	15	36	2	0	.286
Waldrop	1	0	5.73	7	0	0	0	0	11.0	10	7	7	1	0	6	5	1	0	.233
MINNESOTA	22	51	4.95	73	73	1	1	11	636.2	760	390	350	76	23	211	412	25	2	.298
OPPONENTS	51	22	3.40	73	73	2	6	25	646.2	607	272	244	49	15	199	488	21	0	.246

2011 MAJOR LEAGUE ATTENDANCE SUMMARY

AMERICAN LEAGUE

CLUB	TOTAL	HOME		G	SEASON HIGH		TOTAL	ROAD		DATES
		AVERAGE	DATES		TOTAL	DATE		AVERAGE	DATES	
NEW YORK	3,653,680	45,107	81	(81)	49,556	9/24	2,691,486	33,228		81
MINNESOTA	3,168,107	39,112	81	(81)	41,378	7/02	2,344,923	28,950		81
LOS ANGELES	3,166,321	39,090	81	(81)	44,111	7/09	2,116,193	26,452		80
BOSTON	3,054,001	37,704	81	(81)	38,525	8/16	2,591,963	32,000		81
TEXAS	2,946,949	36,382	81	(81)	50,146	4/01	2,293,970	28,675		80
DETROIT	2,642,045	32,618	81	(81)	44,846	9/24	2,237,967	27,629		81
CHICAGO	2,001,117	24,705	81	(81)	38,579	4/07	2,369,763	29,256		81
SEATTLE	1,896,321	23,411	81	(81)	45,727	4/08	2,257,736	27,873		81
CLEVELAND	1,840,835	22,726	81	(81)	41,721	4/01	2,484,360	30,671		81
TORONTO	1,818,103	22,446	81	(81)	47,984	4/01	2,240,174	27,656		81
BALTIMORE	1,755,461	21,943	80	(81)	46,593	4/04	2,253,369	27,819		81
KANSAS CITY	1,724,450	21,290	81	(81)	40,055	3/31	2,369,887	29,258		81
TAMPA BAY	1,529,188	18,879	81	(81)	34,078	4/01	2,296,632	28,353		81
OAKLAND	1,476,791	18,460	80	(81)	36,067	4/01	2,468,614	30,477		81
TOTALS	32,673,369	28,863	1132	(1134)			33,017,037	29,167		1132

NATIONAL LEAGUE

CLUB	TOTAL	HOME		G	SEASON HIGH		TOTAL	ROAD		DATES
		AVERAGE	DATES		TOTAL	DATE		AVERAGE	DATES	
PHILADELPHIA	3,680,718	45,441	81	(81)	45,894	8/17	2,673,062	33,001		81
SAN FRANCISCO	3,387,303	41,819	81	(81)	42,648	8/09	2,653,334	32,757		81
ST. LOUIS	3,093,954	38,197	81	(81)	46,368	3/31	2,465,577	30,439		81
MILWAUKEE	3,071,373	37,918	81	(81)	46,017	4/04	2,391,250	30,657		78
CHICAGO	3,017,966	37,259	81	(81)	42,374	8/20	2,656,585	32,797		81
LOS ANGELES	2,935,139	36,236	81	(81)	56,000	3/31	2,606,723	32,584		80
COLORADO	2,909,777	35,923	81	(81)	49,374	4/01	2,423,939	30,299		80
ATLANTA	2,372,940	30,037	79	(81)	51,331	4/08	2,487,412	31,093		80
NEW YORK	2,352,596	30,161	78	(81)	42,042	7/02	2,646,396	33,080		80
CINCINNATI	2,213,498	27,327	81	(81)	42,398	3/31	2,649,657	33,121		80
SAN DIEGO	2,143,018	26,457	81	(81)	43,146	4/05	2,667,321	32,930		81
ARIZONA	2,105,432	25,993	81	(81)	49,076	9/24	2,444,199	30,175		81
HOUSTON	2,067,016	25,519	81	(81)	41,042	4/08	2,315,654	28,588		81
WASHINGTON	1,940,478	24,878	78	(80)	44,685	8/20	2,388,259	29,485		81
PITTSBURGH	1,940,429	24,255	80	(81)	39,511	6/26	2,472,443	30,906		80
FLORIDA	1,520,562	19,007	80	(81)	41,237	4/01	2,466,720	30,834		80
TOTALS	40,752,199	31,689	1286	(1295)			40,408,531	31,422		1286
GRAND TOTALS	73,425,568	30,366	2418	(2429)			73,425,568	30,366		2418

Major League attendance numbers are unofficial

STARTING LINEUP BY POSITION

Player	C	1B	2B	SS	3B	LF	CF	RF	DH
Benson						10	2	7	
Butera	75								
Cuddyer		41	17					73	8
Dinkelman			11			5		2	2
Hughes		30	34		12				1
Kubel						9		48	36
Mauer	47	16						1	15
Morneau		55							13
Nishioka			6	59					
Parmelee		20							
Plouffe			15	45		2		9	1
Repko						12	5	17	
Revere						13	88	4	
Rivera	35								
Span							67		1
Tolbert			26	22	4				
Tosoni						36		1	7
Valencia					146				4
Others	5		53	36		75			65

STARTING LINEUP BY BATTING ORDER

Player	1st	2nd	3rd	4th	5th	6th	7th	8th	9th
Benson	1					2	4	12	
Butera								28	47
Cuddyer		1	30	62	31	11	4		
Dinkelman		2				4	13	1	
Hughes		2		1	7	15	25	21	6
Kubel			38	16	30	7	3		
Mauer		8	70						
Morneau			19	48	1				
Nishioka		8	1				6	20	30
Parmelee				13	5	1	1		
Plouffe		54			1	5	4	6	2
Repko	3	4				1	9	10	7
Revere	90	7					7	1	
Rivera							2	21	12
Span	67		1						
Tolbert	1	14						16	21
Tosoni					2	15	23	3	1
Valencia			1	7	31	63	38	10	
Others	63	62	3	15	54	38	27	13	36

2011 OPPONENTS





MAJOR LEAGUE BASEBALL

245 Park Avenue
New York, NY 10167
(212) 931-7800
FAX: (212) 949-5654
www.MLB.com



OFFICE OF THE COMMISSIONER

Allan H. (Bud) Selig	Commissioner of Baseball
Tim Brosnan	Executive Vice President, Business
Rob Manfred	Executive Vice President, Labor Relations and Human Resources
Jonathan Mariner	Executive Vice President and Chief Financial Officer
John McHale, Jr.	Executive Vice President, Administration and Chief Information Officer
Jimmie Lee Solomon	Executive Vice President, Baseball Development
Joe Torre	Executive Vice President, Baseball Operations

BROADCASTING

Chris Tully	Senior Vice President, Broadcasting
Bernadette McDonald	Vice President, Broadcasting Operations
Susanne Hilgefort	Senior Director, Distribution Development
Chuck Torres	Director, Broadcasting Administration and Operations

CLUB RELATIONS

Katy Feeney	Senior Vice President, Scheduling and Club Relations
Phyllis Merhige	Senior Vice President, Club Relations
Angie Cintron	Senior Administrative Assistant, Club Relations
Raxel Concepcion	Senior Administrative Assistant, Scheduling and Club Relations
Bennett Shields	Coordinator, Scheduling & Club Relations

PUBLIC RELATIONS

(212) 931-7878; FAX (212) 949-5654

Pat Courtney	Senior Vice President, Public Relations
Matt Bourne	Vice President, Business Public Relations
John Blundell	Director, Media Relations
Mike Teevan	Director, Public Relations
Jeff Heckelman	Manager, Business Public Relations
Donald Muller	Manager, Media Relations
Dan Queen	Manager, Business Public Relations
Lauren Verrusio	Manager, Business Public Relations
Steven Arocho	Specialist, Business Public Relations
Sarah Leer	Coordinator, Business Public Relations
Lydia Panayotidis	Coordinator, Media Relations
Ariel Williams	Coordinator, Public Relations
Jennifer Zudonyi	Coordinator, Public Relations
Raquel Ramos	Administrative Assistant

BASEBALL OPERATIONS

Kim Ng	Senior Vice President, Baseball Operations
Peter Woodfork	Senior Vice President, Baseball Operations
Joe Garagiola, Jr.	Senior Vice President, Standards and On-Field Operations
Lou Melendez	Vice President, International Baseball Operations
Roy Krasik	Senior Director, Major League Operations
Frank Marcos	Senior Director, Major League Scouting Bureau
Randy Marsh	Director, Umpiring
Rich Rieker	Director, Umpiring
Tom Lepperd	Director, Umpire Administration
Jeff Pfeifer	Senior Manager, Baseball Operations

BALTIMORE ORIOLES

SERIES RESULTS, LAST 20 YEARS

YEAR	HOME	ROAD	TOTALS
1992	3-3	3-3	6- 6
1993	3-3	1-5	4- 8
1994	4-2	1-2	5- 4
1995	4-2	2-1	6- 3
1996	1-5	4-2	5- 7
1997	1-5	0-5	1-10
1998	2-3	1-4	3- 7
1999	0-3	1-5	1- 8
2000	2-4	1-2	3- 6
2001	2-1	1-2	3- 3
2002	1-2	0-3	1- 5
2003	2-1	2-2	4- 3
2004	1-2	4-2	5- 4
2005	2-1	1-2	3- 3
2006	2-1	4-2	6- 3
2007	3-0	4-0	7- 0
2008	1-2	2-1	3- 3
2009	2-1	0-2	2- 3
2010	2-2	3-1	5- 3
2011	0-4	2-2	2- 6
TOTALS	143-147	125-165	268-312

Won-Lost Record at Stadium

Metropolitan Stadium (1961-1981).....	68-77
Metrodome (1982-2009).....	73-64
Target Field (2010-2011).....	2-6
Memorial Stadium (1961-1991).....	88-117
Camden Yards (1992-2011).....	37-48

333 West Camden St., Baltimore, MD 21201
1-888-848-BIRD, P.R. FAX: (410) 547-6272



Stadium (Capacity)..... Oriole Park at Camden Yards (45,971)
Dimensions (L-C-R)..... 333-400-318

Chairman of the Board/CEO..... Peter Angelos
President, Baseball Operations..... TBD
Field Manager..... Buck Showalter
Director, Public Relations..... Monica Barlow
Manager, Media Relations..... Jeff Lantz

2011 Record..... 69-93, 5th, A.L. East

2011 Twins vs. Baltimore

4/18..... at BAL..... W.....	5-3	8/22..... MIN..... L.....	1-4
4/19..... at BAL..... L.....	0-11	8/23..... MIN..... L.....	1-8
4/20..... at BAL..... L.....	4-5	8/24..... MIN..... L.....	1-6
4/21..... at BAL..... W.....	3-1	8/25..... MIN..... L.....	1-6

Last Minnesota Sweep..... **at MIN**..... **at BAL**
3-Game..... 4/2-4/07..... 7/22-24/96
4-Game..... Never..... 8/23-26/07

Last Baltimore Sweep..... **at MIN**..... **at BAL**
3-Game..... 9/7-9/99..... 8/6-8/02
4-Game..... 08/22-25/11..... 7/1-3/66

BOSTON RED SOX

SERIES RESULTS, LAST 20 YEARS

YEAR	HOME	ROAD	TOTALS
1992	5-1	4-2	9- 3
1993	3-3	2-4	5- 7
1994	5-1	3-0	8- 1
1995	2-2	2-3	4- 5
1996	4-2	2-4	6- 6
1997	2-3	1-5	3- 8
1998	3-2	3-3	6- 5
1999	3-3	1-3	4- 6
2000	0-4	2-4	2- 8
2001	2-1	1-2	3- 3
2002	2-1	1-2	3- 3
2003	2-1	2-1	4- 2
2004	2-1	2-1	4- 2
2005	2-1	0-3	2- 4
2006	3-0	2-1	5- 1
2007	1-2	2-2	3- 4
2008	3-1	0-3	3- 4
2009	2-2	0-2	2- 4
2010	2-1	0-2	2- 3
2011	1-2	1-3	2- 5
TOTALS	170-119	120-167	290-286

Won-Lost Record at Stadium

Metropolitan Stadium (1961-1981).....	87-58
Metrodome (1982-2009).....	80-58
Target Field (2010-2011).....	3-3
Fenway Park (1961-2011).....	120-167

4 Yawkey Way, Boston, MA 02215
(617) 226-6000, P.R. FAX: (617) 226-6740



Stadium (Capacity)..... Fenway Park (37,493 - Night, 37,065 - Day)
Dimensions (L-C-R)..... 310-390-302

Principal Owner..... John Henry
Chairman..... Tom Werner
President/Chief Executive Officer..... Larry Lucchino
General Manager..... TBD
Field Manager..... TBD
Director, Media Relations..... Pam Ganley
Manager, Media Relations..... Leah Tobin

2011 Record..... 90-72, 3rd, A.L. East

2011 Twins vs. Boston

5/6..... at BOS..... W.....	9-2	8/8..... MIN..... L.....	6-8
5/7..... at BOS..... L.....	0-4	8/9..... MIN..... L.....	3-4
5/8..... at BOS..... L.....	5-9	8/10..... MIN..... W.....	5-2
5/9..... at BOS..... L.....	1-2		

Last Minnesota Sweep..... **at MIN**..... **at BOS**
3-Game..... 6/13-15/06..... 6/13-15/94
4-Game..... 8/1-4/66..... 7/18-21/91

Last Boston Sweep..... **at MIN**..... **at BOS**
3-Game..... 7/22-24/75..... 7/7-9/08
4-Game..... 7/3-6/00..... 8/14-17/97

CHICAGO WHITE SOX

SERIES RESULTS, LAST 20 YEARS

YEAR	HOME	ROAD	TOTALS
1992	4-3	1-5	5- 8
1993	1-5	2-5	3-10
1994	4-0	0-2	4- 2
1995	2-5	1-5	3-10
1996	4-2	3-4	7- 6
1997	3-3	3-3	6- 6
1998	3-3	3-3	6- 6
1999	2-4	1-4-1	*3-8-1
2000	2-4	3-3	5- 7
2001	7-2	7-3	14- 5
2002	7-3	4-5	11- 8
2003	7-2	3-7	10- 9
2004	4-6	6-3	10- 9
2005	3-6	4-5	7-11
2006	5-5	5-4	10- 9
2007	5-4	4-5	9- 9
2008	8-1	2-8	10- 9
2009	7-2	5-4	12- 6
2010	6-3	7-2	13- 5
2011	3-6	6-3	9- 9
TOTALS	224-168	192-201-1	416-369-3

Won-Lost Record at Stadium

Metropolitan Stadium (1961-1981)	101-70-2
Metrodome (1982-2009)	114-89
Target Field (2010-2011)	9-9
Comiskey Park (1961-1990)	119-114
U.S. Cellular Field (1991-2011)	72-87-1

333 West 35th St., Chicago, IL 60616
(312) 674-1000, P.R. FAX: (312) 674-5116



Stadium (Capacity)..... U.S. Cellular Field (40,615)
Dimensions (L-C-R)..... 330-400-335

Chairman..... Jerry Reinsdorf
Senior Vice President, General Manager..... Ken Williams
Field Manager..... Robin Ventura
Director, Media Relations..... Bob Beghtol
Manager, Media Relations..... Pat O'Connell

2011 Record..... 79-83, 3rd, A.L. Central

2011 Twins vs. Chicago

5/3..... at CWS..... W..... 1-0	8/6..... MIN..... L..... 1-6
5/4..... at CWS..... W..... 3-2	8/27..... MIN..... L..... 0-7
6/15..... MIN..... W..... 4-1	8/29..... at CWS..... L..... 0-3
6/16..... MIN..... W..... 1-0	8/30..... at CWS..... L..... 6-8
7/7..... at CWS..... W..... 6-2	8/31..... at CWS..... W..... 7-6
7/8..... at CWS..... W..... 8-5	*9/5..... MIN..... L..... 1-2
7/9..... at CWS..... L..... 3-4	*9/5..... MIN..... L..... 0-4
7/10..... at CWS..... W..... 6-3	9/6..... MIN..... L..... 0-3
8/5..... MIN..... L..... 3-5	9/7..... MIN..... W..... 5-4

* doubleheader

Last Minnesota Sweep

3-Game.....	at MIN..... 7/27-29/09.....	at CWS..... 9/14-16/10.....
4-Game.....	6/9-12/94.....	6/22-24/79.....

Last Chicago Sweep

3-Game.....	at MIN..... 8/5-7/11.....	at CWS..... 4/21-23/06.....
4-Game.....	Never.....	6/6-9/08.....

CLEVELAND INDIANS

SERIES RESULTS, LAST 20 YEARS

YEAR	HOME	ROAD	TOTALS
1992	4-2	2-4	6- 6
1993	4-2	4-2	8- 4
1994	2-4	1-5	3- 9
1995	2-5	2-4	4- 9
1996	2-4	1-6	3-10
1997	1-5	3-3	4- 8
1998	4-2	2-4	6- 6
1999	1-5	2-4	3- 9
2000	4-2	4-3	8- 5
2001	3-7	2-7	5-14
2002	7-2	4-6	11- 8
2003	4-6	6-3	10- 9
2004	7-2	5-5	12- 7
2005	5-4	4-6	9-10
2006	6-3	5-5	11- 8
2007	2-7	2-7	4-14
2008	7-2	3-6	10- 8
2009	6-3	4-5	10- 8
2010	6-3	6-3	12- 6
2011	4-5	3-6	7-11
TOTALS	194-167-1	155-204	349-371-1

Won-Lost Record at Stadium

Metropolitan Stadium (1961-1981)	75-70-1
Metrodome (1982-2009)	109-89
Target Field (2010-2011)	10-8
Cleveland Stadium (1961-1993)	96-116
Progressive Field (1994-2011)	59-88

2401 Ontario St., Cleveland, OH 44115
(216) 420-4200, P.R. FAX: (216) 420-4396



Stadium (Capacity)..... Progressive Field (43,441)
Dimensions (L-C-R)..... 325-405-325

Owner/CEO..... Lawrence J. Dolan
President..... Mark Shapiro
Executive Vice President, General Manager..... Chris Antonetti
Field Manager..... Manny Acta
Director, Media Relations..... Bart Swain
Coordinator, Baseball Information..... TBD

2011 Record..... 80-82, 2nd, A.L. Central

2011 Twins vs. Cleveland

4/23..... MIN..... W..... 10-3	8/12..... at CLE..... L..... 2-3
4/24..... MIN..... W..... 4-3	8/13..... at CLE..... L..... 1-3
6/6..... at CLE..... W..... 6-4	9/16..... MIN..... L..... 6-7
6/7..... at CLE..... L..... 0-1	9/17..... MIN..... L..... 4-10
6/8..... at CLE..... W..... 3-2	9/18..... MIN..... L..... 5-6
*7/18..... MIN..... L..... 2-5	9/23..... at CLE..... L..... 5-6
*7/18..... MIN..... L..... 3-6	*9/24..... at CLE..... L..... 2-8
7/19..... MIN..... W..... 2-1	*9/24..... at CLE..... L..... 6-7
7/20..... MIN..... W..... 7-5	9/25..... at CLE..... W..... 6-4

* doubleheader

Last Minnesota Sweep

3-Game.....	at MIN..... 9/20-22/10.....	at CLE..... 6/14-16/91.....
4-Game.....	6/7-10/91.....	Never.....

Last Cleveland Sweep

3-Game.....	at MIN..... 9/16-18/11.....	at CLE..... 9/15-17/08.....
4-Game.....	Never.....	4/8-11/02.....

DETROIT TIGERS

SERIES RESULTS, LAST 20 YEARS

YEAR	HOME	ROAD	TOTALS
1992	4-2	5-1	9-3
1993	1-5	5-1	6-6
1994	2-1	1-2	3-3
1995	2-4	3-3	5-7
1996	3-3	3-3	6-6
1997	5-1	2-3	7-4
1998	2-4	2-4	4-8
1999	2-4	4-2	6-6
2000	4-3	2-4	6-7
2001	8-1	7-3	15-4
2002	9-1	5-3	14-4
2003	8-1	7-3	15-4
2004	5-5	7-2	12-7
2005	7-2	4-6	11-8
2006	6-4	2-7	8-11
2007	1-8	5-4	6-12
2008	6-3	5-4	11-7
2009	8-2	4-5	12-7
2010	7-2	2-7	9-9
2011	2-7	2-7	4-14
TOTALS	204-159	179-180-1	383-339-1

Won-Lost Record at Stadium

Metropolitan Stadium (1961-1981).....	81-67
Metrodome (1982-2009).....	114-83
Target Field (2010-2011).....	9-9
Tiger Stadium (1961-1999).....	127-125-1
Comerica Park (2000-2011).....	52-55

2100 Woodward Ave., Detroit, MI 48201
(313) 471-2000, P.R. FAX: (313) 471-2138



Stadium (Capacity).....Comerica Park (41,255)
Dimensions (L-C-R).....345-420-330

Owner/Director.....Michael Iltch
President, CEO & General Manager.....David Dombrowski
Field Manager.....Jim Leyland
Director, Baseball Media Relations.....Brian Britten
Manager, Baseball Media Relations.....Rick Thompson

2011 Record.....95-67, 1st, A.L. Central

2011 Twins vs. Detroit

5/10.....MIN.....L.....2-10	8/15.....at DET.....W.....9-6
5/11.....MIN.....L.....7-9	8/16.....at DET.....L.....1-7
5/30.....at DET.....L.....5-6	8/17.....at DET.....W.....6-5
5/31.....at DET.....L.....7-8	8/26.....MIN.....L.....1-8
6/1.....at DET.....L.....2-4	8/27.....MIN.....L.....4-6
7/21.....MIN.....L.....2-6	8/28.....MIN.....W.....11-4
7/22.....MIN.....L.....2-8	9/9.....at DET.....L.....4-8
7/23.....MIN.....W.....4-1	9/10.....at DET.....L.....2-3
7/24.....MIN.....L.....2-5	9/11.....at DET.....L.....1-2

Last Minnesota Sweep

3-Game.....5/3-5/10.....8/8-10/03
4-Game.....Never.....9/10-13/04

Last Detroit Sweep

3-Game.....9/14-16/07.....9/9-11/11
4-Game.....Never.....5/27-29/83

KANSAS CITY ROYALS

SERIES RESULTS, LAST 20 YEARS

YEAR	HOME	ROAD	TOTALS
1992	4-3	3-3	7-6
1993	2-4	4-3	6-7
1994	2-2	2-4	4-6
1995	2-4	5-2	7-6
1996	4-3	3-3	7-6
1997	2-4	3-3	5-7
1998	1-5	4-2	5-7
1999	3-4	5-1	8-5
2000	4-2	1-5	5-7
2001	7-3	6-3	13-6
2002	6-3	8-2	14-5
2003	5-5	3-6	8-11
2004	8-1	4-6	12-7
2005	6-3	7-3	13-6
2006	5-4	7-3	12-7
2007	5-4	4-5	9-9
2008	5-4	7-2	12-6
2009	5-4	7-2	12-6
2010	7-2	6-3	13-5
2011	6-3	4-5	10-8
TOTALS	185-142	165-166	350-308

Won-Lost Record at Stadium

Metropolitan Stadium (1961-1981).....	59-47
Metrodome (1982-2009).....	113-90
Target Field (2010-2011).....	13-5
Municipal Stadium (1969-1972).....	17-19
Kauffman Stadium (1973-2011).....	148-147

One Royal Way, Kansas City, MO 64129
(816) 921-8000, P.R. FAX: (816) 921-5775



Stadium (Capacity).....Kauffman Stadium (37,903)
Dimensions (L-C-R).....330-410-330

Owner/Chief Executive Officer.....David Glass
President.....Dan Glass
Senior Vice President-Baseball Operations/General Manager.....Dayton Moore
Field Manager.....Ned Yost
Vice President, Communications.....Mike Swanson
Director, Media Relations.....David Holtzman

2011 Record.....71-91, 4th, A.L. Central

2011 Twins vs. Kansas City

4/12.....MIN.....W.....4-3	7/14.....MIN.....W.....8-4
4/13.....MIN.....L.....5-10	7/15.....MIN.....L.....1-2
4/29.....at K.C.....L.....3-4	7/16.....MIN.....W.....4-3
4/30.....at K.C.....L.....2-11	7/17.....MIN.....W.....4-3
5/1.....at K.C.....L.....3-10	9/13.....at K.C.....L.....0-4
6/2.....at K.C.....W.....8-2	9/14.....at K.C.....L.....3-7
6/3.....at K.C.....W.....5-2	9/26.....MIN.....L.....3-7
6/4.....at K.C.....W.....7-2	9/27.....MIN.....W.....7-4
6/5.....at K.C.....W.....6-0	9/28.....MIN.....W.....1-0

Last Minnesota Sweep

3-Game.....9/6-8/10.....7/26-28/10
4-Game.....6/29-7/2/70.....6/2-5/11

Last Kansas City Sweep

3-Game.....8/4-6/98.....4/29-5/1/11
4-Game.....5/7-10/99.....8/4-7/75

LOS ANGELES ANGELS

SERIES RESULTS, LAST 20 YEARS

YEAR	HOME	ROAD	TOTALS
1992	5-1	6-1	11- 2
1993	6-1	3-3	9- 4
1994	1-2	2-1	3- 3
1995	3-4	2-4	5- 8
1996	5-1	3-3	8- 4
1997	4-2	3-2	7- 4
1998	2-4	3-2	5- 6
1999	1-3	3-3	4- 6
2000	1-5	2-2	3- 7
2001	2-1	4-2	6- 3
2002	3-3	2-1	5- 4
2003	2-1	2-4	4- 5
2004	3-3	1-2	4- 5
2005	3-4	1-2	4- 6
2006	1-2	1-2	2- 4
2007	2-1	1-5	3- 6
2008	1-3	2-2	3- 5
2009	3-3	1-3	4- 6
2010	2-1	3-1	5- 2
2011	1-2	2-4	3- 6
TOTALS	161-174	162-173	323-347

Won-Lost Record at Stadium

Metropolitan Stadium (1961-1981)	83-89
Metrodome (1982-2009)	75-82
Target Field (2010-2011)	3-3
Wrigley Field (1961)	4-5
Dodger Stadium (1962-1965)	19-17
Angel Stadium (1966-2011)	139-151

2000 Gene Autry Way, Anaheim, CA 92806
(714) 940-2000, P.R. FAX: (714) 940-2205



Stadium (Capacity).....Angel Stadium of Anaheim (45,389)
Dimensions (L-C-R).....365-400-365

Owner.....Arte Moreno
President.....John Carpino
General Manager.....TBD
Field Manager.....Mike Scioscia
Vice President, Communications.....Tim Mead
Manager, Communications.....Eric Kay

2011 Record.....86-76, 2nd, A.L. West

2011 Twins vs. Los Angeles

5/27.....MIN.....L.....5-6	8/4.....at LAA.....L.....1-7
5/28.....MIN.....W.....1-0	9/2.....at LAA.....W.....13-5
5/29.....MIN.....L.....5-6	9/3.....at LAA.....L.....6-10
8/2.....at LAA.....L.....1-5	9/4.....at LAA.....L.....1-4
8/3.....at LAA.....W.....11-4	

Last Minnesota Sweep.....**at MIN**.....**at LAA**
3-Game.....4/17-19/09.....8/6-8/96
4-Game.....9/27-30/93.....9/22-25/88

Last Los Angeles Sweep.....**at MIN**.....**at LAA**
3-Game.....7/31-8/2/09.....8/10-12/07
4-Game.....7/17-19/64.....Never

NEW YORK YANKEES

SERIES RESULTS, LAST 20 YEARS

YEAR	HOME	ROAD	TOTALS
1992	3-3	4-2	7- 5
1993	2-4	2-4	4- 8
1994	4-2	0-3	4- 5
1995	1-2	2-2	3- 4
1996	3-4	2-3	5- 7
1997	1-5	2-3	3- 8
1998	3-2	1-5	4- 7
1999	2-4	2-2	4- 6
2000	2-2	3-3	5- 5
2001	2-1	2-1	4- 2
2002	0-3	0-3	0- 6
2003	0-4	0-3	0- 7
2004	2-1	0-3	2- 4
2005	2-1	1-2	3- 3
2006	2-1	1-2	3- 3
2007	1-2	1-3	2- 5
2008	4-3	0-3	4- 6
2009	0-3	0-4	0- 7
2010	1-2	1-2	2- 4
2011	1-3	1-3	2- 6
TOT.	135-159	109-175-1	244-334-1

Won-Lost Record at Stadium

Metropolitan Stadium (1961-1981)	69-77
Metrodome (1982-2009)	64-77
Target Field (2010-2011)	2-5
Yankee Stadium (1961-73;76-08)	103-159-1
Shea Stadium (1974-1975)	4-7
Yankee Stadium (2009-2011)	2-9

One East 161st Street, Bronx, NY 10451
(718) 293-4300, P.R. FAX: (718) 293-8414



Stadium (Capacity).....Yankee Stadium (50,291)
Dimensions (L-C-R).....318-408-314

Managing General Partner/Co-Chairperson.....Hal Z. Steinbrenner
General Partner/Co-Chairperson.....Hank G. Steinbrenner
President.....Randy Levine
Senior Vice President/General Manager.....Brian Cashman
Field Manager.....Joe Girardi
Director, Media Relations/Publicity.....Jason Zillo
Managers, Media Relations/Publicity.....Jason Latimer, Michael Margolis

2011 Record.....97-65, 1st, A.L. East

2011 Twins vs. New York

4/4.....at NY.....L.....3-4	8/19.....MIN.....L.....1-8
4/5.....at NY.....W.....5-4	8/20.....MIN.....W.....9-4
4/6.....at NY.....L.....3-4	8/21.....MIN.....L.....0-3
8/18.....MIN.....L.....4-8	9/19.....at NY.....L.....4-6

Last Minnesota Sweep.....**at MIN**.....**at NY**
3-Game.....9/6-8/91.....8/9-11/68
4-Game.....7/3-5/67.....Never

Last New York Sweep.....**at MIN**.....**at NY**
3-Game.....7/7-9/09.....7/21-23/08
4-Game.....4/18-21/03.....5/15-18/09

OAKLAND ATHLETICS

SERIES RESULTS, LAST 20 YEARS

YEAR	HOME	ROAD	TOTALS
1992	2-4	3-4	5-8
1993	3-4	5-1	8-5
1994	0-3	2-2	2-5
1995	3-3	2-4	5-7
1996	4-3	2-4	6-7
1997	3-2	4-2	7-4
1998	1-4	3-3	4-7
1999	5-1	2-4	7-5
2000	1-5	4-2	5-7
2001	3-3	2-1	5-4
2002	1-2	2-4	3-6
2003	6-0	2-1	8-1
2004	1-3	1-2	2-5
2005	1-3	3-3	4-6
2006	5-1	1-3	6-4
2007	4-0	1-2	5-2
2008	2-1	3-4	5-5
2009	1-2	3-4	4-6
2010	4-2	2-1	6-3
2011	1-2	3-2	4-4
TOTALS	160-121	125-152	285-273

Won-Lost Record at Stadium

Metropolitan Stadium (1968-1981).....	69-46
Metrodome (1982-2009).....	86-71
Target Field (2010-2011).....	5-3
Overstock.com Coliseum (1968-2011).....	125-152

7000 Coliseum Way, Oakland, CA 94621
(510) 638-4900, P.R. FAX: (510) 562-1633



Stadium (Capacity).....Overstock.com (0.co) Coliseum (35,067)
Dimensions (L-C-R).....330-400-330

Managing Partner.....Lewis Wolff
President.....Michael Crowley
Vice President, General Manager.....Billy Beane
Field Manager.....Bob Geren
Manager, Baseball Information.....Mike Selleck
Manager, Player and Media Relations.....Kristy Fick

2011 Record.....74-88, 3rd, A.L. West

2011 Twins vs. Oakland

4/8.....MIN.....W.....2-1	5/19.....at OAK.....W.....11-1
4/9.....MIN.....L.....0-1	7/29.....at OAK.....W.....9-5
4/10.....MIN.....L.....3-5	7/30.....at OAK.....L.....3-8
5/18.....at OAK.....W.....4-3	7/31.....at OAK.....L.....3-7

Last Minnesota Sweep.....at MIN.....at OAK
3-Game.....8/13-15/10.....7/18-20/97
4-Game.....7/12-15/07.....8/13-15/93

Last Oakland Sweep.....at MIN.....at OAK
3-Game.....4/28-30/00.....8/30-9/1/02
4-Game.....4/9-12/81.....Never

SEATTLE MARINERS

SERIES RESULTS, LAST 20 YEARS

YEAR	HOME	ROAD	TOTALS
1992	5-1	3-4	8-5
1993	2-5	2-4	4-9
1994	2-1	1-2	3-3
1995	2-4	2-4	4-8
1996	1-5	5-1	6-6
1997	2-4	3-2	5-6
1998	0-6	2-3	2-9
1999	3-3	1-5	4-8
2000	2-4	1-5	3-9
2001	1-5	0-3	1-8
2002	2-1	3-3	5-4
2003	1-5	2-1	3-6
2004	3-0	2-4	5-4
2005	3-1	3-3	6-4
2006	4-1	1-2	5-3
2007	1-2	5-1	6-3
2008	3-0	2-4	5-4
2009	4-3	1-2	5-5
2010	3-0	3-4	6-4
2011	2-4	1-1	3-5
TOTALS	108-93-1	86-110	194-203-1

Won-Lost Record at Stadium

Metropolitan Stadium (1961-1981).....	17-18-1
Metrodome (1982-2009).....	86-71
Target Field (2010-2011).....	4-2
Kingdome (1977-1999).....	61-75
Safeco Field (1999-2011).....	25-35

P.O. Box 4100, Seattle, WA 98194
(206) 346-4000, P.R. FAX: (206) 346-4400



Stadium (Capacity).....Safeco Field (47,447)
Dimensions (L-C-R).....331-405-326

Chairman/CEO.....Howard Lincoln
President/COO.....Chuck Armstrong
Executive VP, Baseball Operations/General Manager.....Jack Zduriencik
Field Manager.....Eric Wedge
Director, Baseball Information.....Tim Hevly
Manager, Baseball Information.....Jeff Evans

2011 Record.....67-95, 4th, A.L. West

2011 Twins vs. Seattle

5/16.....at SEA.....L.....2-5	5/25.....MIN.....L.....0-3
5/17.....at SEA.....W.....2-1	9/20.....MIN.....L.....4-5
5/23.....MIN.....L.....7-8	9/21.....MIN.....L.....4-5
5/24.....MIN.....W.....4-2	9/22.....MIN.....W.....3-2

Last Minnesota Sweep.....at MIN.....at SEA
3-Game.....7/30-8/1/10.....4/17-19/07
4-Game.....4/25-28/91.....Never

Last Seattle Sweep.....at MIN.....at SEA
3-Game.....9/13-15/96.....7/27-29/01
4-Game.....5/29-6/1/03.....Never

TAMPA BAY RAYS

SERIES RESULTS

YEAR	HOME	ROAD	TOTALS
1998	4-2	3-2	7- 4
1999	1-3	4-2	5- 5
2000	3-3	1-3	4- 6
2001	1-2	0-4	1- 6
2002	4-0	1-2	5- 2
2003	3-0	3-0	6- 0
2004	3-3	1-2	4- 5
2005	3-0	3-0	6- 0
2006	4-0	2-1	6- 1
2007	2-2	1-2	3- 4
2008	1-1	2-2	3- 3
2009	2-1	1-2	3- 3
2010	1-3	2-2	3- 5
2011	2-4	1-3	3- 7
TOTALS	34-24	25-27	59-51

Won-Lost Record at Stadium

Metrodome (1998-2009)	31-17
Target Field (2010-2011)	3-7
Tropicana Field (1998-2011)	25-27



One Tropicana Drive, St. Petersburg, FL 33705
(727) 825-3137, P.R. FAX: (727) 825-3111

Stadium (Capacity).....Tropicana Field (36,973)
Dimensions (L-C-R).....315-404-320

Principal Owner.....Stuart Sternberg
President.....Matt Silverman
Executive Vice President, Baseball Operations.....Andrew Friedman
Field Manager.....Joe Maddon
Vice President, Communications.....Rick Vaughn
Director, Communications.....Dave Haller

2011 Record.....91-71, 2nd, A.L. East (wild card)
2011 Twins vs. Tampa Bay
4/14 at T.B. L 3-4 *4/28 MIN L 3-15
4/15 at T.B. L 2-5 *4/28 MIN L 1-6
4/16 at T.B. L 3-4 7/4 MIN W 7-0
4/17 at T.B. W 4-2 7/5 MIN W 3-7
4/27 MIN L 2-8 7/6 MIN L 5-12

* doubleheader

Last Minnesota Sweep at MIN at T.B.
3-Game 7/1-3/05 5/6-8/05
4-Game 7/17-20/06 Never

Last Tampa Bay Sweep at MIN at T.B.
3-Game 4/27-28/11 Never
4-Game Never 8/10-13/01

TEXAS RANGERS

SERIES RESULTS, LAST 20 YEARS

YEAR	HOME	ROAD	TOTALS
1992	3-4	3-3	6- 7
1993	4-2	3-4	7- 6
1994	1-2	3-3	4- 5
1995	3-3	2-5	5- 8
1996	3-3	4-2	7- 5
1997	1-4	2-4	3- 8
1998	3-2	4-2	7- 4
1999	0-6	0-6	0-12
2000	5-1	3-3	8- 4
2001	1-2	3-3	4- 5
2002	4-2	2-1	6- 3
2003	3-0	2-4	5- 4
2004	3-0	2-2	5- 2
2005	2-4	1-2	3- 6
2006	1-2	3-3	4- 5
2007	5-1	2-1	7- 2
2008	4-3	1-2	5- 5
2009	2-1	4-3	6- 4
2010	6-0	1-3	7- 3
2011	3-1	2-2	5- 3
TOTALS	136-108	112-137	248-245

Won-Lost Record at Stadium

Metropolitan Stadium (1961-1981)	42-37
Metrodome (1982-2009)	85-70
Target Field (2010-2011)	9-1
Arlington Stadium (1972-1993)	71-86
Rangers Ballpark (1994-2011)	41-51



1000 Ballpark Way, Suite 400, Arlington, TX 76011
(817) 273-5222, P.R. FAX: (817) 273-5110

Stadium (Capacity).....Rangers Ballpark in Arlington (49,170)
Dimensions (L-C-R).....332-400-325

Managing Partner & Chief Executive Officer.....Chuck Greenberg
President.....Nolan Ryan
General Manager.....Jon Daniels
Field Manager.....Ron Washington
Executive Vice President, Communications.....John Blake
Senior Director, Baseball Media Relations.....Rich Rice
Manager, Baseball Media Relations.....Court Berry-Tripp

2011 Record.....96-66, 1st, A.L. West
2011 Twins vs. Texas
6/9 MIN W 5-4 7/25 at TEX L 6-20
6/10 MIN L 3-9 7/26 at TEX W 9-8
6/11 MIN W 8-1 7/27 at TEX W 7-2
6/12 MIN W 6-1 7/28 at TEX L 1-4

Last Minnesota Sweep at MIN at TEX
3-Game 9/3-5/10 9/7-9/76
4-Game Never Never

Last Texas Sweep at MIN at TEX
3-Game 4/25-27/97 7/8-10/03
4-Game 4/22-25/99 6/26-28/87

TORONTO BLUE JAYS



SERIES RESULTS, LAST 20 YEARS

YEAR	HOME	ROAD	TOTALS
1992	3-3	2-4	5- 7
1993	1-5	1-5	2-10
1994	3-3	1-5	4- 8
1995	0-2	1-2	1- 4
1996	4-2	4-3	8- 5
1997	2-4	1-4	3- 8
1998	3-3	1-4	4- 7
1999	3-3	1-3	4- 6
2000	2-1	3-3	5- 4
2001	1-3	1-2	2- 5
2002	3-0	3-1	6- 1
2003	0-3	3-0	3- 3
2004	2-1	2-1	4- 2
2005	2-1	2-1	4- 2
2006	1-3	1-2	2- 5
2007	4-3	0-3	4- 6
2008	0-3	0-3	0- 6
2009	1-3	2-2	3- 5
2010	1-3	2-3	3- 6
2011	0-3	1-2	1- 5
TOTALS	83-90	68-102	151-192

Won-Lost Record at Stadium

Metropolitan Stadium (1961-1981).....	20-5
Metrodome (1982-2009).....	62-79
Target Field (2010-2011).....	1-6
Exhibition Stadium (1977-5/89).....	30-40
Rogers Centre (June, 1989-2011).....	38-62

1 Blue Jays Way, Suite 3200, Toronto, Ontario M5V 1J1
(416) 341-1000, P.R. FAX: (416) 341-1250

Stadium (Capacity)..... Rogers Centre (49,160)
Dimensions (L-C-R)..... 328-400-328

Vice Chairman, Rogers Communications Inc...... Phil Lind
President & Chief Executive Officer, Blue Jays..... Paul Beeston
Senior Vice President, Baseball Ops./General Manager..... Alex Anthopoulos
Field Manager..... John Farrell
Vice President, Communications..... Jay Stenhouse
Manager, Baseball Information..... Mal Romanin

2011 Record..... 81-81, 4th, A.L. East

2011 Twins vs. Toronto

4/1 at TOR..... L.....	3-13	5/13 MIN..... L.....	0-2
4/2 at TOR..... L.....	1-6	5/14 MIN..... L.....	3-9
4/3 at TOR..... W.....	4-3	5/15 MIN..... L.....	3-11

Last Minnesota Sweep..... at MIN..... at TOR
3-Game..... 7/26-28/02..... 4/11-13/03
4-Game..... 7/21-23/79..... Never

Last Toronto Sweep..... at MIN..... at TOR
3-Game..... 5/13-15/11..... 9/2-4/08
4-Game..... Never..... Never

ARIZONA DIAMONDBACKS

ALL-TIME SERIES RESULTS

YEAR	HOME	ROAD	TOTALS
2003	1-2	- -	1- 2
2004	- -	2-1	2- 1
2005	- -	2-1	2- 1
2008	3-0	- -	3- 0
2011	- -	0-3	0- 3
TOTALS	4-2	4-5	8- 7

Won-Lost Record at Stadium

Metrodome (2003-2008).....	4-2
Chase Field (2004-2011).....	4-5



401 East Jefferson St, Phoenix, AZ 85004
(602) 462-6500, P.R. FAX: (602) 462-6527

Stadium (Capacity)..... Chase Field (48,633)
Dimensions (L-C-R)..... 330-407-334

Managing General Partner..... Ken Kendrick
President & Chief Executive Officer..... Derrick Hall
Executive Vice President & General Manager..... Kevin Towers
Field Manager..... Kirk Gibson
Senior Vice President, Communications..... Josh Rawitch
Manager, Player and Media Relations..... Casey Wilcox
Coordinator, Player and Media Relations..... Morgan Ballard

2011 Record..... 94-68, 1st, N.L. West

2011 Twins vs. Arizona

5/20 at Ari..... L.....	7-8	5/22 at Ari..... L.....	2-3
5/21 at Ari..... L.....	6-9		

Last Minnesota Sweep..... at MIN..... at ARI
3-Game..... 6/20-22/08..... Never
4-Game..... Never..... Never

Last Arizona Sweep..... at MIN..... at ARI
3-Game..... Never..... 5/20-22/11
4-Game..... Never..... Never

ATLANTA BRAVES



ALL-TIME SERIES RESULTS

YEAR	HOME	ROAD	TOTALS
2002	1-2	--	1-2
2007	3-0	--	3-0
2010	1-2	--	1-2
TOTALS	5-4	--	5-4

Won-Lost Record at Stadium

Metrodome (2002-2007)	4-2
Target Field (2010)	1-2

755 Hank Aaron Drive, Atlanta, GA 30315
(404) 522-7630, P.R. FAX: (404) 614-1391

Stadium (Capacity)..... Turner Field (49,583)
Dimensions (L-C-R)..... 335-400-330

Chairman & Chief Executive Officer Terry McGuirk
President John Schuerholz
Executive Vice President/General Manager Frank Wren
Field Manager Fredi Gonzalez
Director, Media Relations Brad Hainje
Coordinator, Media Relations Jim Misudek

2011 Record..... 89-73, 2nd, N.L. East
2011 Twins vs. Atlanta
None

Last Minnesota Sweep **at MIN** **at ATL**
3-Game 6/12-14/07 Never
4-Game Never Never

Last Atlanta Sweep **at MIN** **at ATL**
3-Game Never Never
4-Game Never Never

CHICAGO CUBS

ALL-TIME SERIES RESULTS

YEAR	HOME	ROAD	TOTALS
1997	--	1-2	1-2
1998	2-1	--	2-1
1999	--	1-2	1-2
2000	1-2	--	1-2
2001	--	0-3	0-3
2006	3-0	--	3-0
2009	--	2-1	2-1
TOTALS	6-3	4-8	10-11

Won-Lost Record at Stadium

Metrodome (1998-2006)	6-3
Wrigley Field (1997-2009)	4-8

1060 West Addison Street, Chicago, IL 60613-4397
(773) 404-2827, P.R. FAX: (773) 404-4129



Stadium (Capacity)..... Wrigley Field (41,210)
Dimensions (L-C-R)..... 355-400-353

Chairman Tom Ricketts
President Crane Kenney
General Manager TBD
Field Manager Mike Quade
Director, Media Relations Peter Chase
Assistant Director, Media Relations Jason Carr

2011 Record..... 71-91, 5th, N.L. Central
2011 Twins vs. Chicago
None

Last Minnesota Sweep **at MIN** **at CHC**
3-Game 6/23-25/06 Never
4-Game Never Never

Last Chicago Sweep **at MIN** **at CHC**
3-Game Never 6/15-17/01
4-Game Never Never

CINCINNATI REDS

ALL-TIME SERIES RESULTS

YEAR	HOME	ROAD	TOTALS
1997	2-1	--	2-1
1998	--	1-2	1-2
1999	2-1	--	2-1
2000	--	0-3	0-3
2001	3-0	--	3-0
TOTALS	7-2	1-5	8-7

Won-Lost Record at Stadium

Metrodome (1997-2001)	7-2
Cinergy Field (1997-2000)	1-5



100 Joe Nuxhall Way, Cincinnati, OH 45202
(513) 765-7800, P.R. FAX: (513) 765-7180

Stadium (Capacity).....Great American Ball Park (42,319)
Dimensions (L-C-R).....328-404-325

President & Chief Executive Officer.....Bob Castellini
President, Baseball Operations/General Manager.....Walt Jocketty
Field Manager.....Dusty Baker
Director, Media Relations.....Rob Butcher
Assistant Directors, Media Relations.....Larry Herms & Jamie Ramsey

2011 Record.....79-83, 3rd, N.L. Central
2011 Twins vs. Cincinnati
None

Last Minnesota Sweep.....at MIN.....at CIN
3-Game.....7/7-8/01.....Never
4-Game.....Never.....Never

Last Cincinnati Sweep.....at MIN.....at CIN
3-Game.....Never.....6/2-4/00
4-Game.....Never.....Never

COLORADO ROCKIES

ALL-TIME SERIES RESULTS

YEAR	HOME	ROAD	TOTALS
2003	2-1	--	2-1
2008	--	1-2	1-2
2010	2-1	--	2-1
TOTALS	4-2	1-2	5-4

Won-Lost Record at Stadium

Metrodome (2003)	2-1
Target Field (2010)	2-1
Coors Field (2008)	1-2



2001 Blake Street, Denver, CO 80205
(303) 292-0200, P.R. FAX: (303) 312-2319

Stadium (Capacity).....Coors Field (50,449)
Dimensions (L-C-R).....347-415-350

Owner, Chairman & Chief Executive Officer.....Dick Monfort
Owner, General Partner.....Charlie Monfort
Executive Vice President, General Manager.....Dan O'Dowd
Field Manager.....Jim Tracy
Vice President, Communications/Public Relations.....Jay Alves
Manager, Communications/Public Relations.....Nick Piburn
Coordinator, Communications/Public Relations.....Mike Kennedy

2011 Record.....73-89, 4th, N.L. West
2011 Twins vs. Colorado
None

Last Minnesota Sweep.....at MIN.....at COL
3-Game.....Never.....Never
4-Game.....Never.....Never

Last Colorado Sweep.....at MIN.....at COL
3-Game.....Never.....Never
4-Game.....Never.....Never

FLORIDA MARLINS



ALL-TIME SERIES RESULTS

YEAR	HOME	ROAD	TOTALS
2002	2-1	- -	2-1
2007	- -	2-1	2-1
TOTALS	2-1	2-1	4-2

Won-Lost Record at Stadium

Metrodome (2002)	2-1
Sun Life Stadium (2007)	2-1

2267 Dan Marino Blvd., Miami, FL 33056
(305) 626-7492, P.R. FAX: (305) 626-7302

Stadium (Capacity)..... Sun Life Stadium (38,560)
Dimensions (L-C-R)..... 330-434-345

Owner & Chief Executive Officer..... Jeffrey H. Loria
President, Baseball Operations..... Larry Beinfest
Vice President, General Manager..... Michael Hill
Field Manager..... Ozzie Guillen
Director, Media Relations..... Matt Roebuck
Manager, Media Relations..... Marty Sewell

2011 Record..... 72-90, 5th, N.L. East
2011 Twins vs. Florida
None

Last Minnesota Sweep..... at MIN..... at FLA
3-Game..... Never..... Never
4-Game..... Never..... Never

Last Florida Sweep..... at MIN..... at FLA
3-Game..... Never..... Never
4-Game..... Never..... Never

HOUSTON ASTROS



ALL-TIME SERIES RESULTS

YEAR	HOME	ROAD	TOTALS
1997	- -	2-1	2-1
1998	- -	1-1	1-1
1999	1-2	- -	1-2
2000	- -	2-1	2-1
2001	2-1	- -	2-1
2006	- -	2-1	2-1
2009	1-2	- -	1-2
TOTALS	4-5	7-4	11-9

Won-Lost Record at Stadium

Metrodome (1999-2009)	4-5
Astrodome (1997-2000)	5-3
Minute Maid Park (2006)	2-1

P.O. Box 288, Houston, TX 77001-0288
(713) 259-8000, P.R. FAX: (713) 259-8025

Stadium (Capacity)..... Minute Maid Park (40,966)
Dimensions (L-C-R)..... 315-436-326

Chairman & Chief Executive Officer..... Drayton McLane
President, Baseball Operations..... Tal Smith
General Manager..... Ed Wade
Field Manager..... Brad Mills
Senior Vice President, Communications..... Jay Lucas
Senior Director, Media Relations..... Gene Dias
Assistant Director, Media Relations..... Sally Gunter

2011 Record..... 56-106, 6th, N.L. Central
2011 Twins vs. Houston
None

Last Minnesota Sweep..... at MIN..... at HOU
3-Game..... Never..... Never
4-Game..... Never..... Never

Last Houston Sweep..... at MIN..... at HOU
3-Game..... Never..... Never
4-Game..... Never..... Never

LOS ANGELES DODGERS



ALL-TIME SERIES RESULTS

YEAR	HOME	ROAD	TOTALS
2005	- -	1-2	1-2
2006	3-0	- -	3-0
2011	2-1	- -	2-1
TOTALS	5-1	1-2	6-3

Won-Lost Record at Stadium

Metrodome (2006)	3-0
Target Field (2011)	2-1
Dodger Stadium (2005)	1-2

1000 Elysian Park Avenue, Los Angeles, CA 90012
(323) 224-1500, P.R. FAX: (323) 224-1459

Stadium (Capacity)..... Dodger Stadium (56,000)
Dimensions (L-C-R)..... 330-395-330

Owner, Chairman..... Frank McCourt
General Manager..... Ned Colletti
Field Manager..... Don Mattingly
Vice President, Communications..... TBD
Assistant Directors, Public Relations..... Joe Jareck & Yvonne Carrasco

2011 Record..... 82-79, 3rd, N.L. West

2011 Twins vs. Los Angeles

6/27 MIN L 0-15 6/29 MIN W 1-0
6/28 MIN W 6-4

Last Minnesota Sweep at MIN at LAD
3-Game 6/26-28/06 Never
4-Game Never Never

Last Los Angeles Sweep at MIN at LAD
3-Game Never Never
4-Game Never Never

MILWAUKEE BREWERS



SERIES RESULTS, LAST 20 YEARS

YEAR	HOME	ROAD	TOTALS
1992	3-3	3-3	6-6
1993	4-2	1-5	5-7
1994	2-4	4-2	6-6
1995	3-3	1-6	4-9
1996	1-6	3-3	4-9
1997	4-2	3-3	7-5
1998	0-2	- -	0-2
1999	- -	2-0	2-0
2000	1-2	- -	1-2
2001	- -	2-1	2-1
2002	2-1	2-1	4-2
2003	2-1	1-2	3-3
2004	1-2	1-2	2-4
2005	2-1	1-2	3-3
2006	3-0	2-1	5-1
2007	1-2	2-1	3-3
2008	2-1	2-1	4-2
2009	3-0	2-1	5-1
2010	2-1	0-3	2-4
2011	2-1	0-3	2-4
TOTALS	113-95	98-111	213-206

Won-Lost Record at Stadium

Metropolitan Stadium (1970-1981)	41-35
Metrodome (1982-2009)	68-58
Target Field (2010-2011)	4-2
County Stadium (1970-2000)	83-93
Miller Park (2001-2011)	15-18

One Brewers Way, Milwaukee, WI 53214
(414) 902-4500, P.R. FAX: (414) 902-4053

Stadium (Capacity)..... Miller Park (41,900)
Dimensions (L-C-R)..... 344-400-345

Chairman/Principal Owner..... Mark Attanasio
Executive Vice President/General Manager..... Doug Melvin
Field Manager..... Ron Roenicke
Vice President, Communications..... Tyler Barnes
Director, Media Relations..... Mike Vassallo
Manager, Media Relations..... John Steinmiller

2011 Record..... 96-66, 1st, N.L. Central

2011 Twins vs. Milwaukee

6/24 at MIL L 3-4 7/1 MIN W 6-2
6/25 at MIL L 1-11 7/2 MIN L 7-8
6/26 at MIL L 2-6 7/3 MIN W 9-7

Last Minnesota Sweep at MIN at MIL
3-Game 5/22-24/09 9/15-17/78
4-Game Never Never

Last Milwaukee Sweep at MIN at MIL
3-Game 7/8-10/88 6/24-26/11
4-Game 5/17-20/96 8/24-27/95

NEW YORK METS

ALL-TIME SERIES RESULTS

YEAR	HOME	ROAD	TOTALS
2002	---	1-2	1-2
2004	3-0	--	3-0
2007	--	2-1	2-1
2010	--	1-2	1-2
TOTALS	3-0	4-5	7-5

Won-Lost Record at Stadium

Metrodome (2004)	3-0
Shea Stadium (2002-2007)	3-3
Citi Field (2010)	1-2



Citi Field, Flushing, NY 11368
(718) 507-6387, P.R. FAX: (718) 507-6395

Stadium (Capacity)..... Citi Field (41,800)
Dimensions (L-C-R)..... 335-408-330

Chairman & Chief Executive Officer..... Fred Wilpon
General Manager..... Sandy Alderson
Field Manager..... Terry Collins
VP, Media Relations..... Jay Horwitz
Director, Media Relations..... Shannon Forde
Manager, Media Relations..... Ethan Wilson

2011 Record..... 77-85, 4th, N.L. East

2011 Twins vs. New York
None

Last Minnesota Sweep..... at MIN..... at NYM
3-Game..... 6/8-10/04..... Never
4-Game..... Never..... Never

Last New York Sweep..... at MIN..... at NYM
3-Game..... Never..... Never
4-Game..... Never..... Never

PHILADELPHIA PHILLIES

ALL-TIME SERIES RESULTS

YEAR	HOME	ROAD	TOTALS
2002	--	2-1	2-1
2004	1-2	--	1-2
2010	--	2-1	2-1
TOTALS	1-2	4-2	5-4

Won-Lost Record at Stadium

Metrodome (2004)	1-2
Veterans Stadium (2002)	2-1
Citizens Bank Park (2010)	2-1



One Citizens Bank Way, Philadelphia, PA 19148
(215) 463-6000, P.R. FAX: (215) 389-3050

Stadium (Capacity)..... Citizens Bank Park (43,647)
Dimensions (L-C-R)..... 329-401-330

President & Chief Executive Officer..... David Montgomery
Senior Vice President & General Manager..... Ruben Amaro, Jr.
Field Manager..... Charlie Manuel
Vice President, Communications..... Bonnie Clark
Director, Baseball Communications..... Greg Casterioto
Coordinator, Baseball Communications..... Kevin Gregg

2011 Record..... 102-60, 1st, N.L. East

2011 Twins vs. Philadelphia
None

Last Minnesota Sweep..... at MIN..... at PHI
3-Game..... Never..... Never
4-Game..... Never..... Never

Last Philadelphia Sweep..... at MIN..... at PHI
3-Game..... Never..... Never
4-Game..... Never..... Never

PITTSBURGH PIRATES



ALL-TIME SERIES RESULTS

YEAR	HOME	ROAD	TOTALS
1997	2-1	--	2-1
1998	--	1-2	1-2
1999	2-1	--	2-1
2000	--	1-2	1-2
2001	2-1	--	2-1
2006	--	3-0	3-0
2009	2-1	--	2-1
TOTALS	8-4	5-4	13-8

Won-Lost Record at Stadium

Metrodome (1997-2009)	8-4
Three Rivers Stadium (1998-2000)	2-4
PNC Park (2006)	3-0

115 Federal Street, Pittsburgh, PA 15212
(412) 323-5000, P.R. FAX: (412) 325-4413

Stadium (Capacity).....PNC Park (38,362)
Dimensions (L-C-R).....325-399-320

Chairman of the Board.....Bob Nutting
President.....Frank Coonelly
General Manager.....Neal Huntington
Field Manager.....Clint Hurdle
Director, Media Relations.....Jim Trdinich
Manager, Media Services.....Dan Hart

2011 Record.....72-90, 4th, N.L. Central
2011 Twins vs. Pittsburgh
None

Last Minnesota Sweep.....at MIN.....at PIT
3-Game.....Never.....6/16-18/06
4-Game.....Never.....Never

Last Pittsburgh Sweep.....at MIN.....at PIT
3-Game.....Never.....Never
4-Game.....Never.....Never

ST. LOUIS CARDINALS

ALL-TIME SERIES RESULTS

YEAR	HOME	ROAD	TOTALS
1997	--	0-3	0-3
1998	2-1	--	2-1
1999	--	2-1	2-1
2000	2-1	--	2-1
2001	--	0-3	0-3
2009	--	2-1	2-1
TOTALS	4-2	4-8	8-10

Won-Lost Record at Stadium

Metrodome (1998-2000)	4-2
Busch Stadium (1997-2001)	2-7
New Busch Stadium (2009)	2-1

700 Clark Street, St. Louis, MO 63102
(314) 345-9600, P.R. FAX: (314) 345-9530



Stadium (Capacity).....Busch Stadium (43,975)
Dimensions (L-C-R).....336-400-335

Chairman & Chief Executive Officer.....William O. DeWitt, Jr.
President.....Bill DeWitt III
Senior Vice President & General Manager.....John Mozeliak
Field Manager.....Tony La Russa
Director, Media Relations.....Brian Bartow
Manager, Media Relations and New Media.....Melody Young

2011 Record.....90-72, 2nd, N.L. Central (wild card)
2011 Twins vs. St. Louis
None

Last Minnesota Sweep.....at MIN.....at STL
3-Game.....Never.....Never
4-Game.....Never.....Never

Last St. Louis Sweep.....at MIN.....at STL
3-Game.....Never.....7/15-17/01
4-Game.....Never.....Never

SAN DIEGO PADRES



ALL-TIME SERIES RESULTS

YEAR	HOME	ROAD	TOTALS
2003	- -	2-1	2-1
2005	1-2	- -	1-2
2008	- -	3-0	3-0
2011	3-0	- -	3-0
TOTALS	4-2	5-1	9-3

Won-Lost Record at Stadium

Metrodome (2005).....	1-2
Target Field (2011).....	3-0
Qualcomm Stadium (2003)	2-1
PETCO Park (2008).....	3-0

100 Park Boulevard, San Diego, CA 92101
(619) 795-5000, P.R. FAX: (619) 795-5266

Stadium (Capacity).....PETCO Park (42,691)
Dimensions (L-C-R).....336-396-322

Chairman	John Moore
Chief Executive Officer	Jeff Moorad
Executive Vice President & General Manager	Jed Hoyer
Field Manager	Bud Black
Director, Communications	Warren Miller
Manager, Communications	Shana Wilson

2011 Record.....71-91. 5th. N.L. West

2011 Twins vs. San Diego

6/17.....MIN.....	W.....	6-5	6/19.....MIN.....	W.....	5-4
6/18.....MIN.....	W.....	1-0			

Last Minnesota Sweep	at MIN	at SD
3-Game	6/17-19/11	6/24-26/08
4-Game	Never	Never

Last San Diego Sweep	at MIN	at SD
3-Game.....	Never.....	Never.....
4-Game.....	Never.....	Never.....

SAN FRANCISCO GIANTS



ALL-TIME SERIES RESULTS

YEAR	HOME	ROAD	TOTALS
2003	--	2-1	2-1
2005	1-2	--	1-2
2011	--	1-2	1-2
TOTALS	1-2	3-3	4-5

Won-Lost Record at Stadium

Metrodome (2005).....	1-2
AT&T Park (2003-2011).....	3-3

24 Willie Mays Plaza, San Francisco, CA 94107
(415) 972-2000, P.R. FAX: (415) 947-2800

Stadium (Capacity)..... AT&T Park (41,915)
Dimensions (L-C-R)..... 339-399-309

Managing General Partner & Chief Executive Officer	William Neukom
President & Chief Operating Officer	Laurence Baer
Senior Vice President & General Manager	Brian Sabean
Field Manager	Bruce Bochy
Senior Director, Media Relations	Jim Moorehead
Media Relations Coordinator	Matt Chisholm

2011 Record.....86-76, 2nd, N.L. West

2011 Twins vs. San Francisco

6/21 at S.F. W 9-2 6/23 at S.F. L 1-2
6/22 at S.F. L 1-5

Last Minnesota Sweep	at MIN	at SF
3-Game	Never	Never
4-Game	Never	Never

Last San Francisco Sweep	at MIN	at SF
3-Game	Never	Never
4-Game	Never	Never

WASHINGTON NATIONALS



ALL-TIME SERIES RESULTS

YEAR	HOME	ROAD	TOTALS
2004	-	3-0 (Mon.)	3-0
2007	1-2	-	1-2
2008	3-0	-	3-0
TOTALS	4-2	3-0	7-2

Won-Lost Record at Stadium

Metrodome (2007-2008)	4-2
Olympic Stadium in Montreal (2004)	3-0

1500 South Capitol St., S.E., Washington, D.C. 20003
(202) 640-7000, P.R. FAX: (202) 640-7999

Stadium (Capacity)..... Nationals Park (41,888)
Dimensions (L-C-R)..... 336-404-335

Managing Principal Owner.....Theodore N. Lerner
Chief Operating Officer..... Andy Feffer
Executive Vice President..... Bob Wolfe
Executive VP of Baseball Operations & General Manager.....Mike Rizzo
Interim Field Manager..... Davey Johnson
Senior Director, Baseball Information..... John Dever
Director, Baseball Media Relations..... Mike Gazda

2011 Record.....80-81, 3rd, N.L. East
2011 Twins vs. Washington
None

Last Minnesota Sweep..... **at MIN**..... **at WAS**
3-Game.....6/17-19/08.....6/15-17/04 (Montreal)
4-Game.....Never.....Never

Last Washington Sweep..... **at MIN**..... **at WAS**
3-Game.....Never.....Never
4-Game.....Never.....Never

MAJOR LEAGUE WAIVER RULES

There are four types of waiver requests: Trade Assignment Waivers, Outright Assignment Waivers, Optional Assignment Waivers and Unconditional Release Waivers

Trade Assignment Waivers (formerly Major League Waivers) – Are necessary for any player assignment between Major League clubs made from August 1 until the day after the close of the regular season. Waivers are required to trade any player during this time period. Prior to August 1, players may be traded from one organization to another without waivers.

Outright Assignment Waivers (formerly Outright or Special Waivers) – Are irrevocable and are required for a Major League Club to assign a Major League player outright (i.e., without right of recall) to a Minor League Club during certain periods through the year.

Optional Assignment Waivers (formerly Major League Waivers) – Are required in order for a Major League Club to assign a Major League player optionally (i.e., with right of recall) to a Minor League Club, if required by Rule 10(e)(4). Optional assignment waiver request may be revocable or irrevocable.

Unconditional Release Waivers - Can be secured at any point during the year.

TWINS IN INTERLEAGUE PLAY - 1997

DATE	OPPONENT	W/L	SCORE	WINNER	LOSER	RECORD	ALL-TIME
6/13	at Houston	W	8- 1	Radke	Wall	1- 0	1- 0
6/14	at Houston	W	6- 1	Robertson	Kile	2- 0	2- 0
6/15	at Houston	L	2- 3	Wagner	Guardado	2- 1	2- 1
6/16	Pittsburgh	L	6- 8	Schmidt	Aldred	2- 2	2- 2
6/17	Pittsburgh	W	13- 1	Hawkins	Loaiza	3- 2	3- 2
6/18	Pittsburgh	W	8- 2	Radke	Cordova	4- 2	4- 2
6/30	at St. Louis	L	1- 2	Morris	Robertson	4- 3	4- 3
7/ 1	at St. Louis	L	0- 2	Stottlemire	Hawkins	4- 4	4- 4
7/ 2	at St. Louis	L	1- 2	Petkovsek	Guardado	4- 5	4- 5
8/29	Cincinnati	L	3- 5	Tomko	Rodriguez	4- 6	4- 6
8/30	Cincinnati	W	4- 1	Hawkins	Morgan	5- 6	5- 6
8/31	Cincinnati	W	8- 6	Radke	White	6- 6	6- 6
9/ 1	at Chicago	W	7- 6	Trombley	Stevens	7- 6	7- 6
9/ 2	at Chicago	L	3- 9	Clark	Tewksbury	7- 7	7- 7
9/ 3	at Chicago	L	6-10	Gonzalez	Rodriguez	7- 8	7- 8

TWINS IN INTERLEAGUE PLAY - 1998

DATE	OPPONENT	W/L	SCORE	WINNER	LOSER	RECORD	ALL-TIME
6/ 5	at Pittsburgh	L	1- 6	Silva	Morgan	0- 1	7- 9
6/ 6	at Pittsburgh	L	3- 4	Loaiza	Aguilera	0- 2	7-10
6/ 7	at Pittsburgh	W	3- 2	Serafini	Schmidt	1- 2	8-10
6/ 8	Chicago	L	1- 8	Clark	Hawkins	1- 3	8-11
6/ 9	Chicago	W	8- 0	Radke	Wood	2- 3	9-11
6/10	Chicago	W	5- 1	Morgan	Trachsel	3- 3	10-11
6/22	at Houston	W	5- 3	Milton	Lima	4- 3	11-11
6/23	at Houston	L	0- 9	Reynolds	Tewksbury	4- 4	11-12
6/24	Milwaukee	L	1- 3	Woodard	Hawkins	4- 5	11-13
6/25	Milwaukee	L	2- 9	Eldred	Radke	4- 6	11-14
6/26	St. Louis	W	5- 1	Swindell	Acevedo	5- 6	12-14
6/27	St. Louis	L	2- 7	Stottlemire	Milton	5- 7	12-15
6/28	St. Louis	W	3- 2	Carrasco	Bottenfield	6- 7	13-15
6/30	at Cincinnati	L	3- 6	Tomko	Hawkins	6- 8	13-16
7/ 1	at Cincinnati	W	2- 1	Radke	Sullivan	7- 8	14-16
7/ 2	at Cincinnati	L	7- 8	Shaw	Aguilera	7- 9	14-17

TWINS IN INTERLEAGUE PLAY - 1999

DATE	OPPONENT	W/L	SCORE	WINNER	LOSER	RECORD	ALL-TIME
6/ 4	Houston	L	6- 7	Hampton	Trombley	0- 1	14-18
6/ 5	Houston	L	5- 6	Elarton	Mays	0- 2	14-19
6/ 6	Houston	W	13- 6	Sampson	Bergman	1- 2	15-19
6/ 7	Cincinnati	W	8- 6	Lincoln	Avery	2- 2	16-19
6/ 8	Cincinnati	W	5- 2	Radke	Villone	3- 2	17-19
6/ 9	Cincinnati	L	1- 3	Tomko	Milton	3- 3	17-20
6/11	at Milwaukee	W	9- 7	Wells	Weathers	4- 3	18-20
6/12	at Milwaukee	W	8- 6	Sampson	Eldred	5- 3	19-20
7/ 9	Pittsburgh	W	5- 4	Radke	Silva	6- 3	20-20
7/10	Pittsburgh	W	5- 4	Guardado	Williams	7- 3	21-20
7/11	Pittsburgh	L	2-10	Ritchie	Mays	7- 4	21-21
7/15	at Chicago	L	3- 9	Sanders	Radke	7- 5	21-22
7/16	at Chicago	L	10-11	Adams	Trombley	7- 6	21-23
7/17	at Chicago	W	8- 0	Mays	Mulholland	8- 6	22-23
7/18	at St. Louis	W	5- 2	Hawkins	Oliver	9- 6	23-23
7/19	at St. Louis	L	4- 8	Mercker	Lincoln	9- 7	23-24
7/20	at St. Louis	W	4- 2	Radke	Luebbers	10- 7	24-24

TWINS IN INTERLEAGUE PLAY - 2000

DATE	OPPONENT	W/L	SCORE	WINNER	LOSER	RECORD	ALL-TIME
6/ 2	at Cincinnati	L	3- 4	Bell	Mays	0- 1	24-25
6/ 3	at Cincinnati	L	3- 9	Neagle	Bergman	0- 2	24-26
6/ 4	at Cincinnati	L	2- 3	Graves	Hawkins	0- 3	24-27
6/ 5	at Houston	L	2- 8	Elarton	Radke	0- 4	24-28
6/ 6	at Houston	W	3- 1	Santana	Lima	1- 4	25-28
6/ 7	at Houston	W	2- 0	Mays	Reynolds	2- 4	26-28
6/ 9	Milwaukee	W	9- 6	Bergman	Wright	3- 4	27-28
6/10	Milwaukee	L	3- 5	Haynes	Redman	3- 5	27-29
6/11	Milwaukee	L	3- 5	Snyder	Radke	3- 6	27-30
7/ 7	at Pittsburgh	L	6- 8	Christiansen	Wells	3- 7	27-31
7/ 8	at Pittsburgh	L	1- 4	Benson	Milton	3- 8	27-32
7/ 9	at Pittsburgh	W	3- 2	Redman	Silva	4- 8	28-32
7/13	Chicago	W	5- 1	Radke	Valdes	5- 8	29-32
7/14	Chicago	L	2- 6	Lieber	Milton	5- 9	29-33
7/15	Chicago	L	4- 8	Tapani	Mays	5-10	29-34
7/16	St. Louis	W	5- 2	Redman	Ankiel	6-10	30-34
7/17	St. Louis	L	3- 8	Hentgen	Lincoln	6-11	30-35
7/18	St. Louis	W	3- 2	Radke	Benes, An	7-11	31-35

TWINS IN INTERLEAGUE PLAY - 2001

DATE	OPPONENT	W/L	SCORE	WINNER	LOSER	RECORD	ALL-TIME
6/ 8	Pittsburgh	W	8- 6	Carrasco	Olivares	1- 0	32-35
6/ 9	Pittsburgh	W	3- 2	Mays	Anderson	2- 0	33-35
6/10	Pittsburgh	L	8-11	Sauerbeck	Miller	2- 1	33-36
6/12	Houston	W	7- 0	Radke	Elarton	3- 1	34-36
6/13	Houston	W	3- 1	Milton	Reynolds	4- 1	35-36
6/14	Houston	L	3- 8	Oswalt	Mays	4- 2	36-37
6/15	at Chicago	L	3- 5	Tavarez	Romero	4- 3	36-38
6/16	at Chicago	L	4-11	Lieber	Thomas	4- 4	36-39
6/17	at Chicago	L	4- 5	Wood	Radke	4- 5	36-40
7/ 6	Cincinnati	W	5- 4	Guardado	Nichting	5- 5	36-40
7/ 7	Cincinnati	W	7- 6	Wells	Brower	6- 5	37-40
7/ 8	Cincinnati	W	7- 1	Radke	Dessens	7- 5	38-40
7/12	at Milwaukee	W	13- 5	Lohse	Haynes	8- 5	39-40
7/13	at Milwaukee	L	3- 6	Levrault	Radke	8- 6	39-41
7/14	at Milwaukee	W	5- 3	Wells	Weathers	9- 6	40-41
7/15	at St. Louis	L	1- 5	Hermanson	Mays	9- 7	40-42
7/16	at St. Louis	L	3- 4	Kline	Miller	9- 8	40-43
7/17	at St. Louis	L	2- 4	Kile	Lohse	9- 9	40-44

TWINS IN INTERLEAGUE PLAY - 2002

DATE	OPPONENT	W/L	SCORE	WINNER	LOSER	RECORD	ALL-TIME
6/ 7	Florida	W	12- 7	Santana	Dempster	1- 0	41-44
6/ 8	Florida	W	5- 3	Kinney	Olsen	2- 0	42-44
6/ 9	Florida	L	3- 6	Tavarez	Reed	2- 1	42-45
6/10	Atlanta	W	6- 5	Fiore	Ligtenberg	3- 1	43-45
6/11	Atlanta	L	0-11	Glavine	Lohse	3- 2	43-46
6/12	Atlanta	L	2- 3	Moss	Santana	3- 3	43-47
6/14	at Milwaukee	L	5- 7	King	Jackson	3- 4	43-48
6/15	at Milwaukee	W	5- 2	Milton	Wright	4- 4	44-48
6/16	at Milwaukee	W	7- 6	Fiore	Figueroa	5- 4	45-48
6/18	at New York	W	6- 1	Santana	D'Amico	6- 4	46-48
6/19	at New York	L	2- 4	Leiter	Kinney	6- 5	46-49
6/20	at New York	L	2- 3	Trachsel	Fiore	6- 6	46-50
6/21	at Philadelphia	L	0- 3	Duckworth	Lohse	6- 7	46-51
6/22	at Philadelphia	W	4- 1	Hawkins	Plesac	7- 7	47-51
6/23	at Philadelphia	W	5- 1	Fiore	Wolf	8- 7	48-51
6/28	Milwaukee	W	5- 1	Santana	Sheets	9- 7	49-51
6/29	Milwaukee	L	2-10	Cabrera	Kinney	9- 8	49-52
6/30	Milwaukee	W	4- 3	Milton	Rusch	10- 8	50-52

TWINS IN INTERLEAGUE PLAY - 2003

DATE	OPPONENT	W/L	SCORE	WINNER	LOSER	RECORD	ALL-TIME
6/ 3	at San Francisco	W	6- 4	Mays	Moss	1- 0	51-52
6/ 4	at San Francisco	L	3- 4	Worrell	Rincon	1- 1	51-53
6/ 5	at San Francisco	W	5- 2	Lohse	Fopper	2- 1	52-53
6/ 6	at San Diego	W	7- 5	Romero	Beck	3- 1	53-53
6/ 7	at San Diego	W	6- 2	Santana	Loewer	4- 1	54-53
6/ 8	at San Diego	L	4- 9	Lawrence	Hawkins	4- 2	54-54
6/10	Colorado	L	0- 5	Jennings	Radke	4- 3	54-55
6/11	Colorado	W	7- 4	Lohse	Cook	5- 3	55-55
6/12	Colorado	W	15- 3	Rogers	Oliver	6- 3	56-55
6/13	Arizona	W	3- 1	Santana	Webb	7- 3	57-55
6/14	Arizona	L	2- 9	Batista	Mays	7- 4	57-56
6/15	Arizona	L	8-12	Koplove	Hawkins	7- 5	57-57
6/20	at Milwaukee	L	2- 3	Leskanic	Rincon	7- 6	57-58
6/21	at Milwaukee	L	1- 8	Franklin	Lohse	7- 7	57-59
6/22	at Milwaukee	W	8- 3	Rogers	Kinney	8- 7	58-59
6/27	Milwaukee	L	1-13	Kinney	Lohse	8- 8	58-60
6/28	Milwaukee	W	5- 2	Rogers	Burba	9- 8	59-60
6/29	Milwaukee	W	5- 4	Hawkins	DeJean	10- 8	60-60

TWINS IN INTERLEAGUE PLAY - 2004

DATE	OPPONENT	W/L	SCORE	WINNER	LOSER	RECORD	ALL-TIME
6/ 8	New York	W	2- 1	Rincon	Stanton	1- 0	61-60
6/ 9	New York	W	5- 3	Santana	Trachsel	2- 0	62-60
6/10	New York	W	3- 2	Balfour	Bottalico	3- 0	63-60
6/11	Philadelphia	L	6-11	Worrell	Mulholland	3- 1	63-61
6/12	Philadelphia	W	6- 1	Silva	Millwood	4- 1	64-61
6/13	Philadelphia	L	1- 2	Cormier	Fultz	4- 2	64-62
6/15	at Montreal	W	8- 2	Santana	Day	5- 2	65-62
6/16	at Montreal	W	5- 4	Rincon	Fikac	6- 2	66-62
6/17	at Montreal	W	6- 4	Fultz	Hernandez	7- 2	67-62
6/18	at Milwaukee	L	1- 4	Sheets	Silva	7- 3	67-63
6/19	at Milwaukee	L	6- 7	Vizcaino	Mulholland	7- 4	67-64
6/20	at Milwaukee	W	4- 2	Santana	Santos	8- 4	68-64
6/25	Milwaukee	W	6- 3	Santana	Obermueller	9- 4	69-64
6/26	Milwaukee	L	2- 7	Santos	Guernier	9- 5	69-65
6/27	Milwaukee	L	3- 7	Davis	Lohse	9- 6	69-66
7/ 2	at Arizona	W	6- 5	Romero	Randolph	10- 6	70-66
7/ 3	at Arizona	W	8- 4	Mulholland	Good	11- 6	71-66
7/ 4	at Arizona	L	2- 6	Johnson	Silva	11- 7	71-67

TWINS IN INTERLEAGUE PLAY - 2005

DATE	OPPONENT	W/L	SCORE	WINNER	LOSER	RECORD	ALL-TIME
5/20	Milwaukee	W	7- 1	Silva	Glover	1- 0	72-67
5/21	Milwaukee	L	0- 6	Davis	Radke	1- 1	72-68
5/22	Milwaukee	W	6- 5	Crain	Wise	2- 1	73-68
6/ 7	at Arizona	W	9- 8	Rincon	Valverde	3- 1	74-68
6/ 8	at Arizona	W	10- 0	Santana	Vargas	4- 1	75-68
6/ 9	at Arizona	L	3- 4	Vazquez	Lohse	4- 2	75-69
6/10	at Los Angeles	L	5- 6	Gagne	Mulholland	4- 3	75-70
6/11	at Los Angeles	W	5- 3	Silva	Lowe	5- 3	76-70
6/12	at Los Angeles	L	3- 4	Houlton	Radke	5- 4	76-71
6/14	San Francisco	W	4- 3	Crain	Fassero	6- 4	77-71
6/15	San Francisco	L	4- 8	Lowry	Lohse	6- 5	77-72
6/16	San Francisco	L	7-14	Christiansen	Nathan	6- 6	77-73
6/17	San Diego	W	5- 4	Rincon	Reyes	7- 6	78-73
6/18	San Diego	L	2- 7	Lawrence	Radke	7- 7	78-74
6/19	San Diego	L	1- 5	May	Santana	7- 8	78-75
6/24	at Milwaukee	L	1- 3	Capuano	Radke	7- 9	78-76
6/25	at Milwaukee	L	6- 7	Wise	Santana	7-10	78-77
6/26	at Milwaukee	W	5- 2	Lohse	Santos	8-10	79-77

TWINS IN INTERLEAGUE PLAY - 2006

DATE	OPPONENT	W/L	SCORE	WINNER	LOSER	RECORD	ALL-TIME
5/19	at Milwaukee	W	7- 1	Liriano	Davis	1- 0	80-77
5/20	at Milwaukee	W	16-10	Baker	Hendrickson	2- 0	81-77
5/21	at Milwaukee	L	3- 5	Capuano	Crain	2- 1	81-78
6/16	at Pittsburgh	W	4- 2	Liriano	Snell	3- 1	82-78
6/17	at Pittsburgh	W	5- 3	Crain	Marte	4- 1	83-78
6/18	at Pittsburgh	W	8- 2	Santana	Perez	5- 1	84-78
6/20	at Houston	W	6- 5	Nathan	Miller	6- 1	85-78
6/21	at Houston	L	3- 5	Wheeler	Lohse	6- 2	85-79
6/22	at Houston	W	4- 2	Liriano	Clemens	7- 2	86-79
6/23	Chicago	W	7- 2	Santana	Marmol	8- 2	87-79
6/24	Chicago	W	3- 0	Bonser	Prior	9- 2	88-79
6/25	Chicago	W	8- 1	Radke	Marshall	10- 2	89-79
6/26	Los Angeles	W	8- 2	Silva	Billingsley	11- 2	90-79
6/27	Los Angeles	W	9- 2	Liriano	Lowe	12- 2	91-79
6/28	Los Angeles	W	6- 3	Santana	Perez	13- 2	92-79
6/30	Milwaukee	W	8- 2	Radke	Villanueva	14- 2	93-79
7/ 1	Milwaukee	W	10- 7	Rincon	Turnbow	15- 2	94-79
7/ 2	Milwaukee	W	8- 0	Liriano	Jackson	16- 2	95-79

TWINS IN INTERLEAGUE PLAY - 2007

DATE	OPPONENT	W/L	SCORE	WINNER	LOSER	RECORD	ALL-TIME
5/18	at Milwaukee	W	8- 1	Bonser	Capuano	1- 0	96-79
5/19	at Milwaukee	W	5- 2	Baker	Busch	2- 0	97-79
5/20	at Milwaukee	L	5- 6	Wise	Reyes	2- 1	97-80
6/ 8	Washington	L	5- 8	Simontacchi	Silva	2- 2	97-81
6/ 9	Washington	L	1- 3	Speigner	Santana	2- 3	97-82
6/10	Washington	W	6- 3	Bonser	Bacsik	3- 3	98-82
6/12	Atlanta	W	7- 3	Slowey	Davies	4- 3	99-82
6/13	Atlanta	W	6- 0	Silva	James	5- 3	100-82
6/14	Atlanta	W	3- 2	Reyes	Wickman	6- 3	101-82
6/15	Milwaukee	L	3-11	Vargas	Baker	6- 4	101-83
6/16	Milwaukee	L	2- 5	Busch	Bonser	6- 5	101-84
6/17	Milwaukee	W	10- 9	Nathan	Spurling	7- 5	102-84
6/18	at New York	L	1- 8	Maine	Silva	7- 6	102-85
6/19	at New York	W	9- 0	Santana	Sosa	8- 6	103-85
6/20	at New York	W	6- 2	Baker	Perez	9- 6	104-85
6/22	at Florida	L	4- 5	Benitez	Rincon	9- 7	104-86
6/23	at Florida	W	11- 1	Silva	Johnson	10- 7	105-86
6/24	at Florida	W	7- 4	Santana	Kim	11- 7	106-86

TWINS IN INTERLEAGUE PLAY - 2008

DATE	OPPONENT	W/L	SCORE	WINNER	LOSER	RECORD	ALL-TIME
5/16	at Colorado	W	4- 2	Blackburn	Jimenez	1- 0	107-86
5/17	at Colorado	L	2- 3	Herges	Hernandez	1- 1	107-87
5/18	at Colorado	L	2- 6	Francis	Slowey	1- 2	107-88
6/13	at Milwaukee	W	10- 2	Slowey	Busch	2- 2	108-88
6/14	at Milwaukee	W	9- 4	Bass	Tavarez	3- 2	109-88
6/15	at Milwaukee	L	2- 4	McClung	Baker	3- 3	109-89
6/17	Washington	W	2- 1	Hernandez	Lannan	4- 3	110-89
6/18	Washington	W	11- 2	Slowey	Bergmann	5- 3	111-89
6/19	Washington	W	9- 3	Perkins	Hill	6- 3	112-89
6/20	Arizona	W	7- 2	Baker	Johnson	7- 3	113-89
6/21	Arizona	W	6- 1	Blackburn	Owings	8- 3	114-89
6/22	Arizona	W	5- 3	Hernandez	Webb	9- 3	115-89
6/24	at San Diego	W	3- 1	Reyes	Hoffman	10- 3	116-89
6/25	at San Diego	W	9- 3	Perkins	Maddux	11- 3	117-89
6/26	at San Diego	W	4- 3	Baker	Banks	12- 3	118-89
6/27	Milwaukee	W	7- 6	Guerrier	Mota	13- 3	119-89
6/28	Milwaukee	L	1- 5	Parra	Hernandez	13- 4	119-90
6/29	Milwaukee	W	5- 0	Slowey	Sheets	14- 4	120-90

TWINS IN INTERLEAGUE PLAY - 2009

DATE	OPPONENT	W/L	SCORE	WINNER	LOSER	RECORD	ALL-TIME
5/22	Milwaukee	W	11- 3	Slowey	Parra	1- 0	121-90
5/23	Milwaukee	W	6- 2	Swarzak	Looper	2- 0	122-90
5/24	Milwaukee	W	6- 3	Baker	Busch	3- 0	123-90
6/12	at Chicago	W	7- 4	Slowey	Wells	4- 0	124-90
6/13	at Chicago	W	2- 0	Swarzak	Harden	5- 0	125-90
6/14	at Chicago	L	2- 3	Marmol	Crain	5- 1	125-91
6/16	Pittsburgh	W	8- 2	Perkins	Maholm	6- 1	126-91
6/17	Pittsburgh	L	2- 8	Snell	Liriano	6- 2	126-92
6/18	Pittsburgh	W	5- 1	Blackburn	Duke	7- 2	127-92
6/19	Houston	W	5- 2	Slowey	Oswalt	8- 2	128-92
6/20	Houston	L	5- 6	Moehler	Henn	8- 3	128-93
6/21	Houston	L	1- 4	Rodriguez	Perkins	8- 4	128-94
6/23	at Milwaukee	W	7- 3	Liriano	Suppan	9- 4	129-94
6/24	at Milwaukee	L	3- 4	Coffey	Blackburn	9- 5	129-95
6/25	at Milwaukee	W	6- 4	Baker	Burns	10- 5	130-95
6/26	at St. Louis	W	3- 1	Perkins	Wainwright	11- 5	131-95
6/27	at St. Louis	L	3- 5	Kinney	Slowey	11- 6	131-96
6/28	at St. Louis	W	6- 2	Liriano	Pineiro	12- 6	132-96

TWINS IN INTERLEAGUE PLAY - 2010

DATE	OPPONENT	W/L	SCORE	WINNER	LOSER	RECORD	ALL-TIME
5/21	Milwaukee	W	15- 3	Blackburn	Bush	1- 0	133- 96
5/22	Milwaukee	W	8- 7	Crain	Parra	2- 0	134- 96
5/23	Milwaukee	L	3- 4	Parra	Pavano	2- 1	134- 97
6/11	Atlanta	W	2- 1	Liriano	Hudson	3- 1	135- 97
6/12	Atlanta	L	2- 3	Venters	Guernier	3- 2	135- 98
6/13	Atlanta	L	3- 7	Medien	Slowey	3- 3	135- 99
6/15	Colorado	W	9- 3	Pavano	Cook	4- 3	136- 99
6/16	Colorado	W	2- 1	Baker	Chacin	5- 3	137- 99
6/17	Colorado	L	1- 5	Jimenez	Liriano	5- 4	137-100
6/18	at Philadelphia	L	5- 9	Blanton	Blackburn	5- 5	137-101
6/19	at Philadelphia	W	13-10	Rauch	Baez	6- 5	138-101
6/20	at Philadelphia	W	4- 1	Pavano	Halladay	7- 5	139-101
6/22	at Milwaukee	L	5- 7	Narveson	Baker	7- 6	139-102
6/23	at Milwaukee	L	3- 5	Parra	Liriano	7- 7	139-103
6/24	at Milwaukee	L	0- 5	Gallardo	Blackburn	7- 8	139-104
6/25	at New York	L	2- 5	Pelfrey	Slowey	7- 9	139-105
6/26	at New York	W	6- 0	Pavano	Santana	8- 9	140-105
6/27	at New York	L	0- 6	Niese	Baker	8-10	140-106

TWINS IN INTERLEAGUE PLAY - 2011

DATE	OPPONENT	W/L	SCORE	WINNER	LOSER	RECORD	ALL-TIME
5/20	at Arizona	L	7- 8	Kennedy	Duensing	0- 1	140-107
5/21	at Arizona	L	6- 9	Heilman	Capps	0- 2	140-108
5/22	at Arizona	L	2- 3	Hudson	Burnett	0- 3	140-109
6/17	San Diego	W	6- 5	Duensing	Richard	1- 3	141-109
6/18	San Diego	W	1- 0	Baker	Stauffer	2- 3	142-109
6/19	San Diego	W	5- 4	Burnett	Qualls	3- 3	143-109
6/21	at San Francisco	W	9- 2	Pavano	Bumgarner	4- 3	144-109
6/22	at San Francisco	L	1- 5	Vogelsong	Blackburn	4- 4	144-110
6/23	at San Francisco	L	1- 2	Lincecum	Duensing	4- 5	144-111
6/24	at Milwaukee	L	3- 4	Wolf	Baker	4- 6	144-112
6/25	at Milwaukee	L	1-11	Gallardo	Liriano	4- 7	144-113
6/26	at Milwaukee	L	2- 6	Narveson	Pavano	4- 8	144-114
6/27	Los Angeles (NL)	L	0-15	Billingsley	Blackburn	4- 9	144-115
6/28	Los Angeles (NL)	W	6- 4	Duensing	Lilly	5- 9	145-115
6/29	Los Angeles (NL)	W	1- 0	Baker	De La Rosa	6- 9	146-115
7/ 1	Milwaukee	W	6- 2	Liriano	Gallardo	7- 9	147-115
7/ 2	Milwaukee	L	7- 8	Capps	Saito	7-10	147-116
7/ 3	Milwaukee	W	9- 7	Dumatrait	Loe	8-10	148-116

TWINS' HIGH-LOWS IN INTERLEAGUE PLAY THROUGH 2011

PITCHERS HITTING

YEAR	AVG	AB	R	H	2B	3B	HR	RBI	SH	SF	BB	SO
1997	.111	18	0	2	0	0	0	1	1	0	0	6
1998	.313	16	1	5	0	0	0	1	0	0	0	9
1999	.056	18	0	1	0	0	0	0	0	0	3	8
2000	.176	17	1	3	2	0	0	0	2	0	0	9
2001	.353	17	2	6	2	0	0	1	1	0	0	4
2002	.227	22	0	5	0	0	0	1	1	0	1	6
2003	.200	20	1	4	0	0	0	0	5	0	2	7
2004	.143	21	0	3	0	0	0	2	2	0	0	8
2005	.091	22	1	2	0	0	0	0	2	0	0	5
2006	.105	19	1	2	0	0	0	1	3	0	1	10
2007	.080	25	2	2	1	1	0	1	5	0	1	5
2008	.316	19	2	6	1	0	0	3	5	0	0	5
2009	.000	21	0	0	0	0	0	0	5	0	1	10
2010	.176	17	0	3	0	0	0	0	5	0	0	9
2011	.157	19	0	3	1	0	0	1	0	0	1	7
TOTALS	.162	291	11	47	7	1	0	12	37	0	10	108

TEAM RECORDS

Last Minnesota Sweep.....	3-0, 6/17-19/11 vs. S.D.
Last Sweep of Minnesota.....	0-3, 6/24-26/10 at Mil.
Largest Margin, Victory.....	12 runs, 3x, 5/21/10 vs. Mil. (15-3)
Largest Margin, Defeat.....	15 runs, 6/27/11 vs. LAD. (0-15)
Most Runs Scored.....	16, 5/20/06 at Mil.
Most Runs Allowed.....	15, 6/27/11 vs. LAD.
Twins' Home Record.....	83-48
Twins' Road Record.....	65-68

INDIVIDUAL HIGHS

PITCHING

WINS, Career.....	16, Santana
Season.....	5, Liriano, ('06)
LOSSES, Career.....	11, Radke
Season.....	4, Radke ('05)
SAVES, Career.....	27, Nathan
Season.....	6, 4x, last Nathan ('09)
STRIKEOUTS, Career.....	191, Santana
Season.....	43, Liriano ('06)

HITTING

AVERAGE (min. 150 PA), Career.....	.346, Young
Season.....	.492, Mauer ('06)
HITS, Career.....	144, Hunter
Season.....	30, Mauer ('06)
HR, Career.....	29, Hunter
Season.....	7, Hunter ('05)
RBI, Career.....	97, Hunter
Season.....	20, Cuddyer/Morneau ('06)

2011 MINOR LEAGUE RECAP

ROCHESTER (53-91, AAA, International League) --



For the second consecutive year the Red Wings finished in last place in the North Division and lost more than 90 games. For the season, the Wings batted .257 with 587 runs scored, while their pitchers posted a 4.76 ERA. On July 6, Jeff Manship, Jake Stevens, Kyle Waldrop, and Jim Hoey combined for the first four-pitcher no-hitter in International League history. Starting pitcher Kyle Gibson represented the Red Wings at MLB's All-Star Futures Game and reliever Chuck James pitched in the International League All-Star Game. First baseman Aaron Bates led the International League in OBP (.408) and was third in batting (.316), while outfielder Dustin Martin led the team in rbi (69) and tied for the team high in home runs (15). Sixteen Red Wings players from the Opening Day Roster were called up to Minnesota during the season and Rochester used a total of fifty-six different players during the year.

NEW BRITAIN (72-70, AA, Eastern League) --



The Rock Cats bounced back after losing 98 games in 2010 and came up just short of the playoffs, as they were eliminated on the final day of the season when Reading clinched the final playoff spot with a win over Binghamton. New Britain won 72 games and finished third in the Eastern Division. At the plate, the Rock Cats led the league in OBP (.340), finished second in batting average (.269) and fourth in runs scored (662). On the mound, they were last in the league in ERA (4.93) and second-to-last in strikeouts (905). Three Rock Cats were selected to the Eastern League All-Star Game, Liam Hendriks (RHP), Brett Jacobson (RHP), and Yangelvis Solarte (2B). Hendriks also pitched in MLB's All-Star Futures Game, while Solarte finished second in the league in batting average (.329). First baseman Chris Parmelee was third in the league in rbi (83) and hits (152) and fourth in total bases (231). Right-handed pitcher Bobby Lanigan finished third in the league in innings pitched (153.2) and left-handed reliever Tyler Robertson led the team in wins (10) and was fifth in the league in saves (16). Hendriks, Parmelee, and outfielder Joe Benson all made their Major League debuts in September.

FT. MYERS (63-76, High-A, Florida State League) --



The Miracle finished second in the South Division in the first-half (34-36) and fifth in the second-half (29-40). Ft. Myers finished the season ranking second-to-last in the league in both runs scored (549) and ERA (4.56). Catcher Danny Rams and reliever Dakota Watts represented the Miracle in the Florida State League All-Star Game, while shortstop Brian Dozier and reliever Bruce Pugh were All-Star selections, but didn't play in the game after being promoted to New Britain. Outfielder Aaron Hicks was fourth in the league in walks (78) and fifth in runs scored (79). Left-handed pitcher Logan Darnell went 8-3 with a 4.17 ERA and led the Miracle pitching staff in wins, while right-hander Bruce Pugh led the staff in saves (13). 2011 first-round pick Alex Wimmers pitched a 7-inning no-hitter on September 3 against Jupiter, allowing only two walks while striking out five.

BELOIT (69-69, Low-A, Midwest League) --



The Snappers finished the season in third place overall in the Western Division after going 38-32 in the first-half and 31-37 in the second-half. Beloit's hitters finished second in the league in doubles (250), third in home runs (97) and fourth in runs scored (660). The pitching staff ranked seventh in both ERA (3.73) and strikeouts (1,095). Outfielder Danny Ortiz and first baseman Michael Gonzales represented the Snappers in the MWL All-Star Game. Infielder Jairo Perez led the Beloit offense after his promotion on June 9th. He hit .337 with a .992 OPS and 15 home runs in 74 games, while outfielder Lance Ray finished as the team leader in both doubles (34) and home runs (16). Right-hander BJ Hermesen led the team with 11 wins and another right-hander, Adrian Salcedo, finished eighth in the Midwest League (MWL) in ERA (2.93) and was second on the team in innings pitched (135.0).

ELIZABETHTON (42-26, Rookie Advanced, Appalachian League) --



The E-Twins finished second in the West Division and qualified for the playoffs for the seventh straight year. They fell to Bluefield in three games (two games to one) in the first round, ending a streak of six consecutive appearances in the Appy League Finals. The Twins led the league in home runs for the fourth straight season (71) and finished second in runs scored (405). On the mound, Elizabethton was third in ERA (3.96) and second in strikeouts (616). The team was led by All-Stars Eddie Rosario (OF), Miguel Sano (3B), Tim Shibuya (RP), and Madison Boer (RP). Rosario was the league's Co-Player of the Year, as he led the league in runs scored (71), home runs (21), and slugging percentage (.670). He was also second in rbi (60) and fourth in batting average (.337). Shibuya was the league's Pitcher of the Year, after he led the league in wins (8), innings pitched (73.2), and strikeouts (70). Sano finished second in home runs (20) and runs scored (58) and was third in rbi (59) and slugging percentage (.637), while Boer went 9-for-9 in saves and struck out 31 in 17.1 innings.

GCL TWINS (31-29, Rookie, Gulf Coast League) --

The GCL Twins made a late bid for the playoffs by winning 10 out of their final 12 games to finish the year. Unfortunately, they couldn't make up enough ground on the Pirates, who won four of their last six to secure the Wild Card spot. The Twins were led by their pitching staff, which posted the second-best ERA (2.89) and issued the second-fewest walks (171) in the league. Tyler Herr (RP), Luis Nunez (LP), and Kyle Wahl (RP) tied for the team lead with five wins and Hung Yi Chen (RP) led the team with 38 strikeouts. Nunez also posted the league's fourth-best strikeouts/9 innings (10.3) and third lowest baserunners/9 innings (8.35). Offensively, the Twins were led by catcher Phillip Chapman who hit .308 with a team high 12 doubles and 21 rbi.

DSL TWINS (42-26, Rookie, Dominican Summer League) --

The DSL Twins finished second in the Boca Chica Baseball City Division and only a half game out in the Wild Card race. Their pitching staff led the way with the DSL's second-best ERA (2.73). Right-hander Junior Subero went 3-4, 0.77 ERA, with 49 strikeouts in 46.2 innings and left-hander Jose Abreu was 3-1, 1.30 ERA, with 29 strikeouts in 41.2 innings. At the plate, the Twins tied for the sixth best OBP (.351) in the league. Outfielder Ernesto Ciprian led the team in rbi (26), while infielder Erick Gonzalez led the team in hits (54) and doubles (9) and also finished fourth in the DSL in OBP (.445).

ROCHESTER RED WINGS

One Morrie Silver Way,
Rochester, New York 14608
(585) 454-1001 FAX: (585) 454-1056

International League - AAA (9th year)



Red Wings '11 Record53-91
(6th place)

TOM NIETO

Manager

Named manager
10/21/09, replacing
Stan Cliburn



President/CEO	Naomi Silver
General Manager	Dan Mason
Media Relations	Chuck Hinkel
Stadium	Frontier Field
Capacity	10,840
Manager	Tom Nieto
Pitching Coach	Bobby Cuellar
Hitting Coach	Floyd Rayford
Roving Hitting Instructor	Riccardo Ingram
Trainer	Chad Jackson

2011 FINAL STATISTICS

PLAYER	AVG	G	AB	R	H	2B	3B	HR	RBI	SH	SF	HB	BB	SO	SB	CS	E	OBP
Bailey, Jeff	.252	127	428	65	108	24	6	15	63	0	3	10	61	99	7	2	3	.357
Bates, Aaron	.316	106	358	57	113	23	0	7	37	1	3	5	53	90	1	1	3	.408
Brown, Matthew	.225	34	129	12	29	7	1	3	10	1	0	1	10	41	1	1	6	.286
Chang, Ray	.269	42	167	18	45	7	0	2	17	4	2	0	14	26	0	0	2	.322
Dinkelmann, Brian	.243	127	469	54	114	27	1	3	41	1	4	7	45	93	7	2	5	.316
Fernandez, Jair	.250	17	48	6	12	6	0	1	8	0	0	0	5	14	1	0	0	.321
Gardenhire, Toby	.247	103	332	30	82	14	0	4	40	10	1	1	18	46	1	1	14	.287
Hollimon, Mike	.257	29	101	22	26	8	3	2	10	1	0	1	18	24	1	0	1	.375
Holm, Steve	.179	47	151	13	27	6	0	1	13	2	2	2	17	38	0	0	2	.267
Hughes, Luke	.231	30	117	16	27	6	1	4	11	0	2	0	10	18	2	0	4	.287
Kubel, Jason	.333	5	18	3	6	1	0	1	2	0	0	0	3	4	0	0	0	.429
Lambin, Chase	.274	134	471	49	129	24	5	6	46	2	5	8	45	112	1	6	26	.344
Lehmann, Danny	.204	43	137	11	28	5	0	2	13	1	0	4	11	21	0	0	3	.283
Martin, Dustin	.265	136	490	64	130	26	5	15	69	0	5	5	54	108	9	9	3	.341
Morneau, Justin	.367	7	30	8	11	4	0	1	8	0	0	0	1	2	0	0	2	.387
Nishioka, Tsuyoshi	.333	3	12	0	4	1	0	0	1	0	0	0	2	1	0	0	0	.429
Plouffe, Trevor	.313	51	192	33	60	11	3	15	33	1	3	3	21	39	3	1	5	.384
Reed, Jeremy	.000	4	15	0	0	0	0	0	0	2	0	0	1	2	0	0	0	.063
Repko, Jason	.216	10	37	4	8	1	0	2	5	0	1	0	6	11	2	0	1	.318
Revere, Ben	.303	32	132	15	40	3	1	1	9	2	0	1	6	11	8	2	3	.338
Rivera, Rene	.268	43	149	15	40	12	0	5	24	3	1	2	11	27	0	0	3	.325
Roberts, Brandon	.267	71	255	28	68	9	2	2	17	1	1	6	14	41	14	8	0	.319
Romero, Nicholas	.000	1	2	1	0	0	0	0	0	1	0	0	0	2	1	0	0	.000
Singleton, Steve	.252	41	143	17	36	8	1	3	17	1	1	3	6	25	1	1	4	.294
Span, Denard	.205	10	39	4	8	1	0	0	2	1	0	0	0	5	3	0	0	.205
Tolbert, Matt	.136	17	59	7	8	1	1	0	3	2	2	0	10	11	5	3	3	.254
Tosoni, Rene	.226	73	274	30	62	14	0	6	32	2	1	2	20	68	4	0	4	.283
Young, Delmon	.290	9	31	5	9	3	0	2	5	0	0	0	1	5	0	0	0	.313
Totals	.257	144	4786	587	1230	252	30	103	537	38	37	61	465	983	71	37	107	.328

PITCHER	W	L	ERA	G	GS	CG	SH	SV	IP	H	R	ER	HR	HB	BB	SO	WP	BK	BAA	
Baldwin, Andrew	7	13	5.51	25	24	2	0	0	143.2	160	92	88	33	1	34	107	1	0	.279	
Bazardo, Yorman	0	1	4.71	9	3	0	0	0	21.0	21	11	11	3	5	8	17	1	1	.266	
Burnett, Alex	0	0	7.36	4	0	0	0	1	3.2	5	3	3	1	0	1	3	0	0	.333	
DeVries, Cole	4	2	3.90	30	2	0	0	0	62.1	74	30	27	4	0	18	42	0	0	.298	
Diamond, Scott	4	14	5.56	23	23	2	0	0	123.0	158	85	76	11	1	36	90	4	1	.311	
Diamond, Thomas	0	4	8.25	7	5	0	0	0	24.0	32	22	22	6	0	15	27	0	0	.320	
Dumatrait, Phil	0	1	1.15	15	0	0	0	4	15.2	10	4	2	1	1	11	12	0	0	.179	
Gardenhire, Toby	0	0	0.00	1	0	0	0	0	1.0	1	0	0	0	0	0	0	0	0	.250	
Gibson, Kyle	3	8	4.81	18	18	0	0	0	95.1	109	57	51	11	1	27	91	5	0	.282	
Gutierrez, Carlos	2	3	4.62	43	0	0	0	0	62.1	60	41	32	2	3	31	57	6	0	.246	
Hacker, Eric	7	14	6.10	26	25	0	0	0	135.2	161	103	92	18	12	50	98	7	0	.294	
Hendriks, Liam	4	4	4.56	9	9	0	0	0	49.1	52	26	25	0	2	3	30	1	1	.277	
Hoey, Jim	1	3	3.83	33	0	0	0	9	42.1	32	20	18	6	1	21	38	5	0	.211	
Hughes, Dusty	3	1	4.29	43	2	0	0	1	56.2	55	32	27	6	2	24	68	1	0	.251	
James, Chuck	3	2	2.30	38	0	0	0	1	62.2	49	16	16	4	1	27	67	6	0	.213	
Manship, Jeff	1	2	4.32	11	3	0	0	0	25.0	24	12	12	4	0	4	21	1	0	.245	
Mullins, Ryan	1	4	8.80	7	6	0	0	0	29.2	47	30	29	6	2	10	24	2	0	.362	
Nathan, Joe	0	0	0.00	3	1	0	0	0	3.0	2	1	0	0	0	1	5	0	0	.200	
Oliveros, Lester	0	0	3.00	2	0	0	0	0	3.0	2	1	1	1	0	0	4	0	0	.182	
Perkins, Glen	0	0	0.00	2	1	0	0	0	3.0	4	0	0	0	0	0	2	0	0	.333	
Slama, Anthony	3	2	2.92	27	0	0	0	1	37.0	27	15	12	4	3	16	42	3	0	.201	
Slower, Kevin	1	2	3.55	7	7	0	0	0	38.0	44	16	15	3	5	5	29	1	0	.288	
Stevens, Jake	1	2	4.70	29	3	0	0	0	53.2	68	38	28	6	1	21	50	2	0	.298	
Stutbergen, Tom	1	0	1.80	1	1	0	0	0	5.0	4	2	1	1	0	0	5	0	0	.200	
Suarez, Deivys	0	3	6.48	5	5	0	0	0	25.0	27	18	18	4	1	10	11	4	0	.273	
Swarzak, Anthony	2	1	3.90	6	6	1	0	0	32.1	35	14	14	3	0	7	25	0	0	.267	
Tarsi, Michael	0	0	0.00	2	0	0	0	0	3.0	0	0	0	0	0	3	0	0	0	.000	
Waldrop, Kyle	5	5	3.87	56	0	0	0	3	79.0	84	39	34	7	4	18	44	4	0	.276	
Totals	53	91	4.76	144	144	5	7	20	1235.1	1347	728	654	145	46	40	100	9	54	3	.276

NEW BRITAIN ROCK CATS

P.O. Box 1718,
New Britain, CT 06050
(860) 224-8383 FAX: (860) 225-6267

Eastern League - AA (17th year)

President/CEO & General Manager.....Bill Dowling
Media Relations.....Bob Dowling
Stadium.....New Britain Stadium
Capacity.....6,146
Manager.....Jeff Smith
Pitching Coach.....Stu Cliburn
Hitting Coach.....Tom Brunansky
Roving Hitting Instructor.....Riccardo Ingram
Trainer.....Larry Benness



Rock Cats '11 Record.....72-70
(3rd place)

JEFF SMITH

Manager

Named manager
10/21/09, replacing
Tom Nieto



2011 FINAL STATISTICS

PLAYER	AVG	G	AB	R	H	2B	3B	HR	RBI	SH	SF	HB	BB	SO	SB	CS	E	OBP
Benson, Joe	.285	111	400	69	114	28	4	16	67	0	3	13	56	109	13	9	2	.388
Bigley, Evan	.253	133	487	59	123	34	3	7	56	3	3	8	35	108	5	6	11	.311
Cates, Chris	.205	79	200	25	41	8	0	0	11	3	2	1	14	22	0	2	12	.258
Chang, Ray	.270	23	89	10	24	9	0	1	22	0	1	2	5	14	1	1	3	.320
de San Miguel, Allan	.190	13	42	5	8	2	0	0	2	1	0	0	3	15	0	0	1	.244
Dolenc, Mark	.266	131	418	40	111	15	5	3	47	6	5	7	31	125	17	12	6	.323
Dozier, Brian	.318	78	311	60	99	22	7	7	34	7	0	5	28	46	11	7	5	.384
Fernandez, Jair	.205	25	78	11	16	3	0	1	11	1	0	1	15	26	0	0	1	.340
Hanson, Nathan	.238	60	202	21	48	13	1	2	22	1	8	2	16	27	1	0	1	.289
Herrmann, Chris	.258	97	337	53	87	14	5	7	46	3	0	2	64	68	9	3	7	.380
Hollimon, Mike	.223	97	349	60	78	11	2	16	52	1	4	0	46	94	9	2	10	.311
Lehmann, Danny	.309	20	55	11	17	6	0	0	4	2	1	1	7	9	0	1	3	.391
Parmelee, Chris	.287	142	530	76	152	30	5	13	83	0	9	3	68	94	0	1	6	.366
Robliff, Daniel	.247	54	166	19	41	7	0	0	21	1	0	0	12	33	1	2	2	.298
Romero, Deibinson	.256	121	414	55	106	27	2	11	58	4	7	7	40	93	1	2	22	.327
Singleton, Steve	.295	41	166	24	49	17	0	3	13	0	2	4	6	14	2	2	2	.331
Solarie, Yangelvis	.329	121	459	64	151	36	3	7	49	7	2	5	24	38	5	4	11	.367
Totals	.269	142	4703	662	1265	282	37	94	598	40	47	61	470	935	75	54	118	.340

PITCHER	W	L	ERA	G	GS	CG	SH	SV	IP	H	R	ER	HR	HB	BB	SO	WP	BK	BAA
Albers, Andrew	4	1	2.91	1	5	0	0	0	43.1	44	15	14	0	5	7	34	2	0	.270
Arias, Santos	1	0	9.90	1	2	0	0	0	30.0	51	38	33	4	2	19	15	3	1	.375
Bromberg, David	1	3	6.08	8	7	0	0	0	37.0	50	25	25	3	4	15	23	2	0	.336
Cates, Chris	0	0	27.00	2	0	0	0	0	2.2	7	8	8	2	0	4	3	0	0	.500
Darnell, Logan	1	1	5.58	5	5	0	0	0	30.2	38	26	19	3	5	4	20	2	0	.317
Davis, Tony	2	2	2.57	17	0	0	0	0	28.0	23	9	8	1	3	12	24	2	0	.225
Dean, Pat	0	1	4.50	1	1	0	0	0	6.0	9	3	3	0	0	1	3	0	0	.346
DeVries, Cole	0	0	2.28	15	0	0	0	9	27.2	17	9	7	3	0	5	33	1	0	.170
Guerra, Deolis	8	7	5.59	37	10	0	0	1	95.0	102	67	59	11	4	28	95	11	0	.273
Hauser, Matthew	0	0	3.38	1	0	0	0	0	2.2	3	1	1	0	0	0	4	0	0	.273
Hendricks, Liam	8	2	2.70	16	15	2	0	0	90.0	85	30	27	5	3	18	81	0	0	.248
Hirschfeld, Steve	8	8	3.73	30	21	0	0	1	128.0	117	54	53	10	4	43	90	3	1	.246
Jacobson, Brett	5	6	4.56	38	13	1	1	1	100.2	86	56	51	9	9	58	80	14	1	.240
Lanigan, Bobby	8	9	4.45	27	27	0	0	0	153.2	184	93	76	13	12	40	101	5	0	.299
Martin, Blake	3	6	6.23	22	10	0	0	0	60.2	63	48	42	4	5	58	45	9	0	.275
Mullins, Ryan	1	0	0.00	1	0	0	0	0	3.0	2	0	0	0	0	1	2	0	0	.182
Osterbrock, Daniel	0	0	18.47	2	2	0	0	0	6.1	14	14	13	2	3	5	2	0	0	.438
Pugh, Bruce	0	3	9.33	13	0	0	0	4	18.1	20	19	19	4	3	16	21	4	0	.282
Robertson, Tyler	10	3	3.61	55	0	0	0	16	89.2	87	42	36	6	3	29	88	13	1	.252
Schuld, Matt	2	2	8.12	17	5	0	0	1	41.0	55	39	37	6	8	21	27	2	0	.331
Steedley, Spencer	4	5	4.52	30	7	0	0	0	63.2	75	33	32	3	4	30	50	11	0	.302
Stevens, Jake	1	3	6.59	16	0	0	0	2	27.1	36	20	20	6	2	11	20	2	0	.321
Suarez, Delvins	1	6	5.48	12	12	0	0	0	65.2	70	48	40	7	2	28	35	4	1	.271
Tarsi, Michael	3	0	4.22	26	0	0	0	1	32.0	37	24	15	1	1	19	26	4	1	.282
Watts, Dakota	1	2	7.86	23	0	0	0	2	34.1	42	34	30	3	4	19	28	1	2	.294
Totals	72	70	4.93	142	142	3	8	38	1217.1	1317	755	667	106	86	491	950	95	8	.282

FT. MYERS MIRACLE

14400 Six Mile Cypress Parkway,
Ft. Myers, FL 33912
(239) 768-4210 FAX: (239) 768-4211

Florida State League - A (20th year)



JAKE MAUER

Manager

Named manager
10/21/09, replacing
Jeff Smith



Executive Vice President/General Manager.....Steve Gliner
Media Relations and Promotions.....Gary Sharp
Stadium.....Hammond Stadium
Capacity.....8,100
Manager.....Jake Maunder
Pitching Coach.....Steve Mintz
Coach.....Jim Dwyer
Trainer.....Chris Johnson

Miracle '11 Record.....63-76
(1st half/2nd place, 2nd half/5th place)

2011 FINAL STATISTICS

PLAYER	AVG	G	AB	R	H	2B	3B	HR	RBI	SH	SF	HB	BB	SO	SB	CS	E	OBP
Arcia, Oswaldo	.263	59	213	27	56	14	2	8	32	0	2	3	9	53	1	1	3	.300
Beresford, James	.270	131	485	51	131	12	1	0	37	9	6	2	43	63	4	8	20	.328
Casilla, Alexi	.000	1	2	0	0	0	0	0	0	0	0	0	0	0	0	0	0	.000
De Los Santos, Estarlin	.194	17	62	5	12	3	1	1	4	1	0	1	3	19	1	1	2	.242
Dozier, Brian	.322	49	180	32	58	11	5	2	22	3	2	6	27	20	13	4	8	.423
Goncalves, Jonathan	.227	94	300	40	68	16	2	0	23	11	2	4	47	66	8	3	2	.337
Hanson, Nathan	.267	52	206	24	55	12	0	4	29	0	1	3	16	31	0	0	2	.327
Hawkins, Jamaal	.232	51	155	15	36	11	0	0	10	4	0	4	10	48	1	2	3	.296
Herrmann, Chris	.310	24	87	14	27	5	1	1	16	2	2	0	15	6	1	0	1	.404
Hicks, Aaron	.242	122	443	79	107	31	5	5	38	3	3	1	78	110	17	9	8	.354
Hidalgo, Anderson	.274	100	347	45	95	22	1	6	44	4	2	4	27	65	0	2	12	.332
Kelly, Paul	.125	3	8	1	1	0	0	0	0	0	0	1	2	1	1	0	0	.364
Kubel, Jason	.000	2	3	0	0	0	0	0	1	0	0	0	3	0	0	0	0	.500
Liddle, Steven	.220	102	328	38	72	16	1	2	28	6	6	2	38	78	0	1	9	.299
Mauer, Joe	.261	7	23	3	6	2	0	1	6	0	0	1	3	1	0	0	0	.370
McCallum, Derek	.191	22	68	4	13	0	0	0	2	0	0	0	10	17	0	2	1	.295
Morales, Angel	.264	33	121	17	32	6	0	3	13	0	4	0	13	36	3	2	1	.326
Nishioka, Tsuyoshi	.333	4	12	4	4	1	0	0	1	0	0	1	2	2	1	0	2	.467
Pinto, Josmil	.262	64	221	21	58	11	1	5	32	0	1	2	12	36	1	0	1	.305
Rams, Daniel	.239	87	309	32	74	16	3	8	42	0	1	6	26	100	0	1	4	.310
Rohlfing, Daniel	.272	49	173	25	47	8	1	2	13	2	2	1	13	37	1	2	5	.323
Romero, Nicholas	.200	114	400	32	80	17	3	2	52	2	4	6	44	84	6	1	16	.286
Santana, Ramon	.244	50	164	19	40	13	1	3	22	1	0	4	10	46	0	1	2	.303
Williams, Reggie	.234	58	197	21	46	7	1	3	23	3	3	0	18	35	2	2	9	.294
Totals	.248	139	4507	549	1118	234	29	56	490	51	41	52	469	954	61	42	126	.323

PITCHER	W	L	ERA	G	GS	CG	SH	SV	IP	H	R	ER	HR	HB	BB	SO	WP	BK	BAA
Albers, Andrew	4	1	1.55	22	2	0	0	4	52.1	48	11	9	2	1	7	46	1	0	.247
Bowen, Ricky	1	2	3.83	20	3	0	0	1	40.0	36	22	17	3	3	16	48	5	0	.235
Darnell, Logan	8	3	4.17	15	15	0	0	0	86.1	95	43	40	6	3	25	46	9	2	.286
Dean, Pat	3	6	6.67	11	11	0	0	0	58.0	83	51	43	8	4	15	36	1	0	.332
Dempster, Clint	2	0	7.89	11	0	0	0	0	21.2	40	22	19	5	2	6	16	1	0	.388
Garcia, Jhon	3	5	3.82	33	9	0	0	2	77.2	82	40	33	6	4	30	62	5	1	.274
Hauser, Matthew	2	6	2.16	24	0	0	0	7	41.2	37	12	10	3	0	16	44	1	0	.237
Hermesen, B.J.	2	1	4.39	5	5	0	0	0	26.2	34	14	13	1	2	6	20	1	0	.312
Holbrooks, Kane	5	9	4.87	19	16	1	0	0	94.1	122	60	51	8	10	26	47	2	0	.318
Hunt, Shooter	2	0	7.38	28	0	0	0	1	42.2	40	42	35	3	5	61	46	16	0	.250
Ibarra, Edgar	5	10	5.16	32	16	1	1	0	106.1	133	73	61	13	7	49	77	12	0	.306
Liddle, Steven	0	0	0.00	1	0	0	0	0	1.1	1	0	0	0	0	1	1	0	0	.200
Martin, Blake	2	0	3.09	13	0	0	0	1	23.1	14	8	8	1	0	19	18	3	0	.182
Mullins, Ryan	0	2	8.64	4	2	0	0	0	8.1	9	9	8	2	1	4	5	2	0	.273
Munoz, Miguel	1	1	9.00	2	2	0	0	0	6.0	7	6	6	1	0	5	2	2	0	.318
Nelson, Cole	1	1	2.61	5	0	0	0	0	10.1	10	5	3	0	0	6	5	2	0	.250
Nelson, Cole	6	12	4.67	31	17	0	0	0	115.2	133	70	60	6	3	56	92	6	0	.295
Osterbrock, Daniel	2	0	2.95	4	3	0	0	0	18.1	19	7	6	1	1	2	9	1	0	.253
Pugh, Bruce	2	4	4.53	30	0	0	0	13	45.2	50	29	23	6	1	16	54	7	0	.279
Schuld, Matt	4	1	3.99	15	11	0	0	0	70.0	72	35	31	2	5	19	46	3	2	.263
Slowey, Kevin	0	1	3.75	4	4	0	0	0	12.0	9	5	5	1	0	1	9	0	0	.205
Stillings, Brad	2	3	6.96	14	8	0	0	0	42.2	58	37	33	5	2	22	29	1	0	.331
Stutbergen, Tom	5	9	4.4	23	22	1	0	0	116.2	151	70	57	10	6	19	75	3	2	.319
Thielbar, Caleb	1	0	0.00	3	1	0	0	0	7.1	1	0	0	0	0	5	5	1	0	.042
Tippett, Brad	0	1	7.23	9	0	0	0	0	18.2	27	16	15	4	0	4	11	0	0	.329
Tonshaw, Matthew	0	0	2.13	7	4	0	0	0	25.1	24	7	6	1	2	4	10	1	0	.255
Tone, Matthew	2	5	5.37	40	1	0	0	1	63.2	65	40	38	4	6	44	52	11	1	.263
Watts, Dakota	2	2	4.60	25	0	0	0	8	31.1	32	16	16	1	1	14	25	1	0	.271
Wimmers, Alex	2	3	4.20	12	4	1	1	1	40.2	28	22	19	5	2	22	39	7	0	.189
Totals	63	76	4.56	139	139	4	8	39	1189.1	1327	702	603	102	68	464	883	99	8	.283

BELOIT SNAPPERS

2301 Skyline Dr.,
Beloit, WI 53511
(608) 362-2272 FAX: (608) 362-0418

Midwest League - A (7th year)

ChairmanDennis Conerton
PresidentPerry Folts
General ManagerMatthew Bosen
Media RelationsJustin Waters
StadiumPohlman Field
Capacity3,500
ManagerNelson Prada
Pitching CoachGary Lucas
CoachTom Watkins
TrainerAlan Rail



NELSON PRADA

Manager

Named manager
10/23/07, replacing
Jeff Smith



Snappers '11 Record69-69
(1st half/3rd place, 2nd half/4th place)

2011 FINAL STATISTICS

PLAYER	AVG	G	AB	R	H	2B	3B	HR	RBI	SH	SF	HB	BB	SO	SB	CS	E	OBP	
Arcia, Oswaldo	.352	20	71	18	25	8	1	5	18	0	1	0	9	16	2	2	0	.420	
Arias, Jhonatan	.151	28	86	5	13	1	0	0	5	6	0	0	5	20	1	0	1	.198	
Bryant, Adam	.245	59	208	25	51	17	4	1	25	4	3	3	21	51	0	3	7	.319	
Choi, Hyeon-rok	.192	10	26	5	5	1	1	0	2	0	0	1	1	9	0	0	2	.250	
Glad, Gunner	.175	36	120	10	21	5	0	2	11	2	1	0	12	22	1	4	6	.248	
Gonzales, Jonathan	.261	13	46	5	12	3	0	0	3	2	2	0	8	9	3	1	2	.357	
Gonzales, Michael	.289	116	412	66	119	27	1	15	76	0	7	5	53	105	4	0	11	.371	
Grimes, Tyler	.225	42	138	22	31	5	4	4	17	1	1	6	13	53	5	2	6	.316	
Hawkins, Jamaal	.226	37	124	23	28	7	0	1	10	2	1	6	14	32	10	1	5	.331	
Knudson, Kyle	.226	33	115	12	26	3	0	1	17	2	1	1	6	33	0	2	0	.268	
Leer, Andy	.215	98	335	40	72	14	1	3	35	5	5	5	37	103	4	5	11	.298	
Lin, Wang-Wei	.276	117	413	58	114	20	1	4	40	10	0	8	55	80	12	10	5	.372	
McCallum, Derek	.187	75	225	21	42	10	0	2	23	2	6	5	19	65	2	3	4	.259	
Ortiz, Daniel	.239	129	468	58	112	33	4	10	71	1	6	2	37	96	7	5	6	.294	
Parker, Matt	.176	6	17	0	3	1	0	0	1	0	0	0	1	5	0	0	0	.222	
Perez, Jairo	.337	74	276	56	93	20	1	15	60	1	2	5	32	48	11	5	17	.413	
Pinto, Josmil	.250	9	32	4	8	3	0	1	9	0	2	0	2	10	0	0	1	.278	
Ray, Lance	.253	132	470	76	119	34	1	16	74	2	6	6	55	132	10	6	9	.335	
Roberts, Nate	.302	68	222	55	67	12	4	4	34	3	1	29	28	48	9	4	3	.443	
Santana, Daniel	.247	104	365	55	90	15	5	7	41	10	5	4	25	98	24	15	28	.298	
Streich, Tobias	.212	71	217	31	46	6	1	4	16	4	1	7	21	42	0	2	4	.301	
Williams, Reggie	.316	23	76	14	24	4	0	2	9	1	1	1	7	10	0	1	2	.376	
Totals	.251	138	4464	660	112	2	250	29	97	597	58	52	94	461	1087	105	71	154	.331

PITCHER	W	L	ERA	G	GS	CG	SH	SV	IP	H	R	ER	HR	HB	BB	SO	WP	BK	BAA
Achter, A.J.	5	8	4.52	19	19	0	0	0	99.2	97	59	50	13	4	35	108	6	1	.256
Boer, Madison	0	0	6.75	8	0	0	0	2	8.0	12	7	6	0	0	1	12	0	0	.343
Carter, Bart	1	2	3.12	18	0	0	0	0	26.0	21	10	9	2	0	7	30	2	0	.216
Darnell, Logan	2	2	3.78	6	6	0	0	0	33.1	24	17	14	1	3	8	24	1	0	.192
Dean, Pat	2	0	2.86	8	8	0	0	0	44.0	40	15	14	4	1	9	37	4	0	.242
Dempster, Clint	4	2	2.14	31	0	0	0	6	46.1	26	13	11	4	2	13	44	1	0	.166
Fuentes, Melvin	3	3	3.29	29	0	0	0	0	38.1	30	18	14	3	0	11	43	4	1	.204
Garcia, Martine	2	1	5.57	14	1	0	0	0	21.0	19	16	13	1	1	25	22	3	0	.244
Gonzalez, Jose	5	3	2.47	48	0	0	0	13	62.0	49	21	17	2	8	23	63	4	1	.210
Guerra, Pedro	2	1	5.04	6	5	0	0	0	25.0	28	15	14	4	2	11	39	0	0	.277
Hauser, Matthew	3	0	1.40	17	0	0	0	5	19.1	13	3	3	1	1	13	27	2	0	.186
Hermesen, B.J.	11	7	3.10	21	20	1	0	0	124.2	131	62	43	10	3	31	81	4	0	.271
Lobanov, Andrei	0	7	6.79	21	7	0	0	0	53.0	77	45	40	7	1	17	42	6	0	.330
O'Rourke, Ryan	5	5	3.18	34	17	0	0	1	110.1	116	45	39	7	2	32	107	5	2	.272
Salcedo, Adrian	6	6	2.93	29	20	1	0	0	135.0	131	56	44	4	9	27	92	7	1	.252
Soliman, Manuel	7	11	3.97	28	25	1	0	0	136.0	128	73	60	17	9	50	120	15	5	.250
Spangler, Sam	0	1	3.38	13	1	0	0	0	24.0	14	12	9	2	1	18	22	3	0	.171
Jonkin, Michael	4	3	3.87	48	3	0	0	2	76.2	82	41	33	3	8	24	69	6	0	.271
Tootle, Ben	1	1	7.71	26	0	0	0	0	30.1	30	30	26	2	1	28	21	8	0	.250
Weller, Blayne	6	6	3.99	40	6	0	0	0	85.2	91	46	38	5	4	38	73	6	1	.280
Totals	69	69	3.73	138	138	3	5	29	1198.2	1159	604	497	92	60	421	1076	87	12	.252

ELIZABETHTON TWINS

136 South Sycamore,
Elizabethton, TN 37643
(423) 547-6440 FAX: (423) 547-6442

Appalachian League - Rookie (38th year)



PresidentHarold Mains
General ManagerMike Mains
StadiumJoe O'Brien Field
Capacity2,500
ManagerRay Smith
Pitching CoachJim Shellenback
CoachJeff Reed
TrainerRyan Hedwall

E-Twins '11 Record.....42-26
(2nd place)

RAY SMITH

Manager

Named manager
1/28/02, replacing
Rudy Hernandez



2011 FINAL STATISTICS

PLAYER	AVG	G	AB	R	H	2B	3B	HR	RBI	SH	SF	HB	BB	SO	SB	CS	E	OBP
Arcia, Oswaldo	.375	64	259	47	97	21	7	14	51	0	1	4	19	67	4	4	0	.424
Arias, Jhonatan	.242	32	99	10	24	9	0	3	15	2	1	0	8	20	0	0	5	.296
Burke, Brian	.286	60	231	37	66	15	1	6	26	0	0	6	14	63	0	0	4	.343
Choi, Hyeon-rok	.237	11	38	5	9	1	0	1	4	0	2	0	4	14	0	0	1	.295
Glad, Gunner	.241	44	158	14	38	9	0	2	15	1	3	7	7	32	2	0	6	.297
Hawkins, Jamaal	.209	53	201	29	42	12	0	1	20	1	2	4	24	53	8	2	17	.303
Henderson, Brandon	.243	35	103	13	25	6	0	0	11	0	1	5	7	35	3	0	2	.319
Knudson, Kyle	.261	47	180	20	47	9	0	2	27	1	1	4	9	43	0	1	3	.309
Leer, Andy	.266	63	248	35	66	17	1	5	36	0	3	2	16	63	2	2	13	.312
Lockwood, Nick	.180	30	100	13	18	1	0	1	8	0	1	0	5	19	1	0	4	.217
Munroe, Buddy	.145	24	83	7	12	3	0	3	5	3	0	2	4	34	0	0	2	.202
Ortiz, Daniel	.259	62	239	35	62	16	4	11	43	0	6	2	14	60	1	0	4	.299
Phillips, Derrick	.125	8	24	5	3	2	0	1	2	0	1	0	3	11	0	0	0	.214
Ray, Lance	.314	17	70	11	22	5	1	0	5	1	0	2	3	10	2	0	1	.360
Roberts, Nate	.336	35	128	30	43	10	1	5	17	0	0	4	21	29	5	2	0	.444
Santana, Daniel	.264	30	140	23	37	8	1	4	16	0	0	1	3	30	5	4	8	.285
Totals	.266	66	2301	334	611	144	16	59	301	9	22	43	161	583	33	15	80	.323

PITCHER	W	L	ERA	G	GS	CG	SH	SV	IP	H	R	ER	HR	HB	BB	SO	WP	BK	BAA
Achter, A.J.	1	0	4.91	4	0	0	0	0	7.1	7	4	4	0	1	3	8	2	1	.250
Darnell, Logan	2	3	2.08	11	5	0	0	0	34.2	28	16	8	2	2	6	32	4	0	.220
Dean, Pat	2	2	2.59	5	5	0	0	0	24.1	17	10	7	3	0	1	32	0	0	.198
Dempster, Clinton	1	1	2.35	4	0	0	0	0	7.2	9	9	2	1	1	2	7	0	0	.273
Fuentes, Nelvin	0	0	0.61	9	0	0	0	2	14.2	6	1	1	0	1	6	20	0	0	.125
Gallant, Justin	2	0	1.98	6	0	0	0	0	13.2	9	3	3	2	1	5	15	0	1	.184
Garcia, Martine	6	0	1.75	8	8	0	0	0	46.1	42	13	9	2	1	15	63	5	1	.243
Gonzalez, Jose	1	1	0.41	18	0	0	0	6	22.0	8	1	1	1	1	6	33	1	0	.110
Gutierrez, David	2	1	2.51	15	0	0	3	0	28.2	23	8	8	1	4	8	25	3	0	.217
Hauser, Matthew	0	0	1.00	8	0	0	0	3	9.0	7	1	1	0	1	2	13	1	0	.206
Hermesen, B.J.	2	2	3.32	8	6	0	0	0	38.0	39	15	14	2	3	4	39	1	0	.257
Lobanov, Andrei	0	0	0.00	2	0	0	0	1	4.0	3	0	0	0	0	0	4	0	0	.214
Mujares, Jean	2	1	2.67	15	2	0	0	1	33.2	24	13	10	4	3	17	45	6	0	.195
Necke, Kyle	0	0	9.00	2	0	0	0	0	2.0	4	2	2	1	0	1	3	0	0	.400
O'Rourke, Ryan	1	3	5.10	13	5	0	0	0	42.1	52	26	24	2	3	7	39	3	0	.306
Salcedo, Adrian	4	3	3.27	16	8	0	0	1	66.0	55	27	24	3	4	10	65	9	2	.230
See, Zach	5	0	1.37	12	0	0	0	0	19.2	17	3	3	1	0	5	25	1	0	.230
Soliman, Manuel	5	2	3.48	12	12	0	0	0	64.2	47	28	25	5	10	21	74	6	0	.201
Spangler, Sam	1	0	3.15	9	2	0	0	0	20.0	23	7	7	3	0	6	21	3	0	.303
Tomlin, Michael	1	0	1.08	10	0	0	0	1	25.0	18	6	3	1	4	4	26	1	0	.196
Weller, Blayne	3	6	4.57	13	13	0	0	0	65.0	82	41	33	4	7	16	55	4	0	.307
Totals	41	25	2.89	66	66	0	10	18	588.2	520	234	189	38	47	145	644	50	5	.236

GULF COAST LEAGUE TWINS

14110 Six Mile Cypress Parkway,
Ft. Myers, FL 33912
(239) 533-7640 FAX: (239) 485-2448

Gulf Coast League - Rookie (22nd year)



RAMON BORREGO

Manager

Named manager
7/7/10, replacing
Chris Heintz



Stadium Lee County Sports Complex
Manager Ramon Borrego
Pitching Coach Ivan Artega
Coach Rudy Hernandez
Coach Milt Cuyler
Trainer Curtis Simondet

GCL Twins '11 Record 31-29
(2nd place)

2011 FINAL STATISTICS

PLAYER	AVG	G	AB	R	H	2B	3B	HR	RBI	SH	SF	HB	BB	SO	SB	CS	E	OBP
Casilla, Alexi	.143	5	14	1	2	1	0	0	0	0	0	0	3	0	0	0	1	.294
Cross, Kelly	.250	3	8	2	2	1	0	0	2	1	0	0	3	3	0	1	0	.455
Goodrum, Niko	.161	36	118	10	19	4	0	0	5	0	1	0	9	34	4	2	9	.219
Guillen, Wander	.172	34	99	6	17	3	0	0	9	0	2	2	6	27	1	2	5	.229
Hanvi, Frederic	.131	23	61	5	8	2	0	0	5	1	3	3	26	0	2	0	2	.200
Hejma, Matej	.306	21	62	12	19	6	0	1	7	0	1	2	5	11	1	1	1	.371
Hendricks, Joshua	.091	13	44	2	4	1	0	0	2	0	1	0	0	17	0	0	2	.089
Kang, In Kyun	.250	21	68	2	17	2	1	0	5	0	1	0	5	14	0	1	5	.297
Kepler-Rozycski, Max	.286	37	140	15	40	6	1	0	11	0	0	0	13	27	6	1	2	.346
Lockwood, Nick	.323	8	31	4	10	2	0	0	4	0	0	0	2	0	1	1	2	.364
Martinez, Yorby	.207	8	29	2	6	0	0	0	2	1	0	3	1	5	1	2	6	.303
Mention, Kelvin	.167	6	18	2	3	0	0	0	1	1	0	1	3	3	3	0	0	.318
Parker, Matt	.225	23	71	8	16	1	0	0	6	2	1	1	8	12	0	0	3	.309
Pimentel, Candido	.265	46	155	27	41	7	1	0	12	1	0	0	21	33	13	5	1	.352
Polanco, Jorge	.223	34	103	12	23	5	0	1	12	2	2	0	12	9	2	4	7	.299
Quesada, Michael	.100	3	10	1	1	0	0	0	1	0	0	0	1	5	0	0	2	.182
Rhodes, Rory	.319	27	91	13	29	6	1	0	13	0	0	3	11	17	3	1	2	.410
Rodriguez, Jairo	.209	25	91	10	19	7	0	0	10	2	0	0	3	10	0	0	2	.234
Rosario, Eddie	.294	51	194	34	57	9	2	5	26	0	3	0	16	28	22	5	3	.343
Sano, Miguel	.291	41	148	23	43	14	0	4	19	1	1	1	10	43	2	2	14	.338
Santana, Ramon	.571	2	7	2	4	2	0	0	0	0	0	0	0	0	0	0	0	.571
Silvania, Kelvin	.273	28	99	13	27	5	1	2	12	0	0	1	4	18	0	2	4	.308
Solarte, Yangelvis	.174	7	23	3	4	0	0	0	0	0	0	0	1	4	0	0	0	.208
Tindall, Nicholas	.152	12	33	3	5	3	0	0	2	0	0	1	7	9	1	1	1	.317
Tolbert, Matt	.333	4	12	4	4	2	0	0	0	0	0	0	3	3	1	1	0	.467
Vargas, Kennys	.324	39	142	24	46	15	1	3	26	0	2	3	13	40	1	0	3	.388
Williams, Ja'Damion	.214	37	112	8	24	4	1	1	9	2	0	0	10	43	5	1	1	.279
Totals	.247	60	1983	248	490	108	9	17	201	14	18	21	173	441	67	35	82	.312

PITCHER	W	L	ERA	G	GS	CG	SH	SV	IP	H	R	ER	HR	HB	BB	SO	WP	BK	BAA
Ahorrio, Eddie	0	2	2.38	15	1	0	0	4	22.2	14	6	6	2	1	13	24	0	0	.177
Alloway, Nicholas	2	1	3.99	14	3	0	0	2	29.1	23	13	13	3	4	14	41	3	0	.223
Azeval, Ricardo	0	7	4.97	12	11	0	0	0	50.2	47	36	28	3	10	26	40	10	1	.249
Calcano, Richard	0	0	9.00	1	0	0	0	0	1.0	1	1	1	1	0	0	1	0	0	.250
Carroll, Brett	3	2	3.26	15	0	0	0	2	30.1	29	14	11	1	0	8	22	2	0	.252
Carter, Bart	2	0	2.12	16	0	0	0	0	29.2	26	10	7	1	3	5	34	4	0	.228
Christensen, Derek	3	0	0.66	7	1	0	0	0	13.2	7	3	1	0	3	5	9	2	0	.140
Giurcino, Cesar	5	4	2.91	12	11	2	0	0	65.0	60	29	21	3	8	53	6	3	2	.240
Condrey, Clay	0	0	6.75	3	3	0	0	0	5.1	8	4	4	1	0	2	7	0	0	.364
Dean, Pat	0	0	0.00	4	0	0	0	0	5.0	3	0	0	0	0	0	5	0	0	.176
Deminsky, David	3	3	2.70	10	8	1	1	0	53.1	45	19	16	1	4	8	51	2	0	.226
Fawbush, Nathan	0	2	13.50	3	0	0	0	0	3.1	5	6	5	0	0	3	4	2	0	.313
Guerra, Pedro	2	2	2.84	8	7	0	0	0	38.0	26	14	12	0	2	15	27	1	1	.200
Herr, Tyler	0	1	6.23	14	2	0	0	1	21.2	21	20	15	1	3	15	23	5	0	.256
Hirschfeld, Steve	0	0	4.50	2	0	0	0	0	2.0	3	1	1	0	0	1	2	0	0	.333
Johnson, Travonne	0	0	4.50	6	0	0	0	0	8.0	9	4	4	0	0	7	7	2	0	.300
Maroth, Mike	0	0	0.00	1	0	0	0	0	1.2	1	0	0	0	0	0	2	0	0	.167
Nunez, Luis	1	3	3.10	19	1	0	0	1	29.0	30	14	10	0	3	15	30	4	1	.263
Parker, Justin	6	2	2.23	12	12	0	0	0	60.2	63	19	15	2	3	16	42	9	1	.272
Robb, Hein	0	1	12.54	9	0	0	0	0	9.1	18	13	13	1	1	7	3	3	0	.439
Schuld, Matt	2	0	2.57	11	0	0	0	1	21	21	6	6	2	1	2	3	17	0	.266
Tippett, Brad	0	0	0.00	2	0	0	0	0	3.1	3	3	0	0	0	1	3	0	0	.214
Trau, Mark	0	1	5.56	11	0	0	0	0	11.1	9	10	7	2	3	9	9	3	0	.220
Totals	29	31	3.42	60	60	3	3	11	515.1	472	245	196	24	45	181	456	54	7	.244

DOMINICAN REPUBLIC BASEBALL ACADEMY

The Twins Dominican Republic operations were completely revamped following the 2003 season. The club relocated its training complex to a state-of-the-art baseball complex in Boca Chica, which opened in May, 2004.

The Complejo Latinoamericano de Beisbol, S.A. (a.k.a. "Baseball City") houses four Major League organizations: Arizona, Chicago Cubs, Cincinnati and the Twins. Each club has its own individual facilities within one large complex.

The club provides housing and meals for amateur players working out in the Academy program, as well as for its professional players on the Dominican Summer League team.

A lower level of the two-story building includes a locker room, weight training room, office/meeting space, laundry, kitchen and a large dining room. The second floor features seven dormitory rooms which can accommodate up to 56 players, two large staff rooms, and a large game room. Programs are provided year-round to teach English and cultural development to all signed players.

Boca Chica is located 30 minutes east of downtown Santo Domingo, and the Twins complex is just 10 minutes from the international airport.

The playing facilities include a full-sized playing field, an additional infield for workouts and drills, two covered batting tunnels and a six-mound training area for pitchers.

The Twins Dominican facility is in full operation from February through mid-December.

2011 DOMINICAN ACADEMY STAFF

Jimmy Alvarez.....	Coach	Ramona Marte.....	Cleaning/Kitchen
Manuel Santana.....	Pitching Coach	Adolfo Perez.....	Clubhouse/Laundry
Omar Rogers.....	Hitting Coach	Ramon Perez.....	Grounds
Joselin Carreras.....	Trainer	Joncy Mateo.....	English Teacher
Francisco Solano.....	Administrator	Rubensido Lorenzo.....	Team Doctor
Esther Reyes.....	Head Cook	Fred Guerrero.....	Coordinator of Scouting
Francica Polanco.....	Kitchen Staff	Francisco Tejeda.....	Scout - Santo Domingo
Ana Maria Martinez.....	Cleaning/Kitchen	Vicente Arias.....	Associate Scout
Merary Reyes.....	Cleaning/Cook	Eurey Luis Haslen.....	Associate Scout
		Manuel Luciano.....	Associate Scout

2011 FINAL STATISTICS

PLAYER	AVG	G	AB	R	H	2B	3B	HR	RBI	SH	SF	HB	BB	SO	SB	CS	E	OBP
Arias, Victor.....	.226	45	124	20	28	4	1	0	17	2	3	3	17	30	17	7	8	.327
Baez, Dibal.....	.250	35	92	28	23	2	0	0	13	2	0	11	17	22	14	3	4	.425
Ciprian, Ernesto.....	.221	57	190	28	42	7	6	2	26	0	1	7	23	55	7	3	3	.326
Concepcion, Eddy.....	.195	41	133	13	26	4	0	0	15	0	1	5	16	30	2	3	4	.303
Establa, Pedro.....	.208	17	48	6	10	4	0	0	5	0	0	1	4	11	2	0	4	.283
Gallardo, Felix.....	.105	22	57	7	6	1	0	0	3	0	0	2	11	17	2	2	0	.271
Gonzalez, Erick.....	.286	59	189	39	54	9	4	1	23	0	1	2	53	28	13	4	2	.445
Guillen, Wander.....	.188	18	64	9	12	5	2	1	11	2	0	5	6	17	1	0	8	.307
Jimenez, Ronald.....	.266	52	177	29	47	7	0	0	22	7	3	4	15	42	14	7	22	.332
Martinez, Carlos.....	.185	40	119	17	22	5	1	0	19	1	2	8	22	41	5	3	12	.344
Martinez, Felix.....	.138	36	87	15	12	2	1	0	14	0	2	7	17	26	0	3	7	.319
Pacheco, Adonis.....	.285	58	186	24	53	7	7	0	22	3	0	1	22	33	16	8	7	.364
Pimentel, Javier.....	.220	25	91	14	20	4	2	2	15	0	1	0	9	31	1	1	6	.287
Polanco, Joel.....	.205	44	127	18	26	8	1	0	13	3	1	6	27	35	3	7	3	.366
Ramirez, Jose.....	.256	52	164	34	42	2	1	0	18	2	2	4	40	32	20	10	10	.410
Silva, Jhon.....	.208	31	77	9	16	3	0	0	6	1	0	0	8	29	4	3	0	.282
Ynojo, Jonatan.....	.186	44	118	23	22	2	1	0	14	6	2	2	26	30	5	6	8	.338
Totals	.225	68	2046	334	461	76	27	6	256	29	19	68	338	512	126	71	123	.351

PITCHER	W	L	ERA	G	GS	CG	SH	SV	IP	H	R	ER	HR	HB	BB	SO	WP	BK	BAA
Abreu, Jose.....	3	1	1.30	11	6	0	0	0	41.2	28	9	6	0	2	12	29	3	0	.196
Bonilla, Sterling.....	1	3	2.73	13	9	1	0	0	52.2	52	25	16	0	3	13	43	2	0	.252
De La Cruz, Melciades.....	1	1	2.29	12	8	0	0	0	39.1	30	16	10	1	1	13	38	5	0	.207
Florentino, Yelson.....	1	2	3.16	20	0	0	0	3	25.2	22	16	9	0	2	15	18	7	0	.274
Jimenez, Jose.....	1	2	2.53	12	6	0	0	0	32.0	26	13	9	1	9	13	29	5	0	.232
Jorge, Felix.....	2	1	2.67	9	5	0	0	1	27.0	19	12	8	0	2	9	26	4	1	.192
Landa, Yorman.....	2	2	3.38	12	6	0	0	0	32.0	19	23	12	1	9	26	31	7	0	.170
Martinez, Edgar.....	2	1	0.32	18	1	0	0	5	28.0	20	6	1	0	3	9	12	3	0	.200
Nunez, Francisco.....	9	1	1.47	20	1	0	0	5	49.0	29	12	8	1	0	8	61	2	0	.166
Rosario, Randy.....	2	4	3.86	13	8	0	0	0	35.0	28	22	15	0	1	19	26	8	1	.212
Sepulveda, Emilio.....	0	0	4.50	1	0	0	0	0	2.0	3	1	1	1	0	0	3	0	0	.333
Suarez, Carlos.....	0	0	9.39	12	0	0	0	1	15.1	22	19	16	0	2	16	8	6	0	.328
Subero, Junior.....	3	4	0.77	12	10	0	0	0	46.2	29	8	4	2	3	16	49	5	0	.178
Vargas, Javier.....	3	1	4.33	11	5	0	0	0	27.0	26	20	13	1	3	17	26	4	0	.271
Vasquez, Jose.....	4	0	6.35	11	0	0	0	1	17.0	22	14	12	0	2	9	16	6	0	.328
Villasana, Elias.....	4	1	2.48	20	0	0	0	1	40.0	27	14	11	1	1	20	32	4	1	.200
Zarzueta, Ezequiel.....	3	2	2.60	19	0	0	0	3	34.2	30	16	10	1	1	19	40	1	0	.227
Zoquiel, Reyson.....	1	0	5.00	8	3	0	0	0	18.0	16	12	10	2	4	15	11	9	0	.235
Totals	42	26	2.73	68	68	1	6	20	563.0	448	258	171	12	48	249	498	77	3	.218

MINNESOTA TWINS' 2011 FIRST-YEAR PLAYER DRAFT

RD	PLAYER	POS	B/T	HT	WT	DOB	HOMETOWN	SCHOOL	SCOUT
1	Levi Michael	ss	R/R	5-10	185	2/9/91	Lexington, NC	University of North Carolina	Taylor
1a	Travis Harrison	3b	R/R	6- 2	215	10/17/92	Aliso Viejo, CA	Tustin High School	Leavitt
1b	Hudson Boyd	rhp	R/R	6- 3	225	10/18/92	Ft. Myers, FL	Bishop Verot High School	Otero
2	Madison Boer	rhp	R/R	6- 4	210	11/9/89	Eden Prairie, MN	University of Oregon	Brown
3	Corey Williams	lhp	L/L	6- 2	195	7/4/90	Huntsville, AL	Vanderbilt University	Winn
4	Matt Summers	rhp	L/R	6- 1	205	8/17/89	Cave Creek, AZ	University of California	Leavitt
5	Tyler Grimes	ss	R/R	5-10	180	7/3/90	Andale, KS	Wichita State University	DiMercurio
6	Dereck Rodriguez	cf	R/R	6- 1	160	6/5/92	Plantation, FL	Pace High School	Otero
7	Steven Gruver	lhp	L/L	6- 2	205	6/30/89	Cranfield, OH	University of Tennessee	Powell
8	Jason Wheeler	lhp	L/L	6- 6	250	10/27/90	Torrance, CA	Torrance, High School	Eaglin
9	Adam Bryant	ss	R/R	5-10	175	5/21/90	Pensacola, FL	Troy State University	Powell
10	Brett Lee	lhp	L/L	6- 4	200	9/20/90	Pensacola, FL	St. Petersburg JC	Corrigan
11	Tyler Jones	rhp	R/R	6- 4	205	9/5/89	Milwaukee, WI	Louisiana State University	Runser
12	Matt Koch	c	R/R	6- 0	210	11/21/88	Manhattan Beach, CA	Loyola Marymount University	Eaglin
13	Steven Evans	lhp	L/L	6- 4	195	8/9/89	Amherst, VA	Liberty University	Taylor
14	Adam McCreery	lhp	L/L	6- 8	200	12/31/92	LaVerne, CA	Bonita High School	Leavitt
15	Jose Montanez	lhp	L/L	6- 2	210	1/15/92	Rio Piedras, PR	Miami Dade CC	Otero
16	Austin Malinowski	lhp	R/L	6- 4	210	11/30/92	Lino Lakes, MN	Centennial High School	M. Wilson
17	Josh Burris	rhp	R/R	5-10	175	11/28/91	Baton Rouge, LA	Louisiana State University	Runser
18	Corey Kimes	lhp	L/L	6- 4	240	5/2/90	Ottawa, IL	University of Illinois	Pohl
19	Tyler Koelling	cf	R/R	6- 0	195	5/1/89	Luling, LA	U. of Southern Mississippi	Winn
20	Brian Anderson	ss	R/R	6- 3	175	5/19/93	Oklahoma City, OK	Deer Creek High School	DiMercurio
21	Michael Howard	lhp	L/L	6- 1	170	2/17/93	Prescott, AZ	Prescott High School	Williams
22	James Ramsey	cf	L/R	6- 0	190	12/19/89	Alpharetta, GA	Florida State University	Corrigan
23	Tim Shibuya	rhp	R/R	6- 1	190	9/14/89	Jackson, WY	U. of California-San Diego	Leavitt
24	Nick Burdi	rhp	R/R	6- 5	220	1/19/93	Downers Grove, IL	Downers Grove South High School	Pohl
25	A.J. Pettersson	ss	R/R	5- 8	160	11/19/88	Minnetonka, MN	University of Minnesota	M. Wilson
26	Trent Higginbotham	rhp	R/R	6- 2	185	5/16/92	Pinson, AL	Clay Chalkville High School	Powell
27	Chris Mazza	rhp	R/R	6- 3	178	10/17/89	Clayton, CA	Menlo College	Strankman
28	David Hurlbut	lhp	L/L	6- 3	215	11/24/89	Concord, CA	Cal State Fullerton	Leavitt
29	Derek Thompson	lhp	L/L	6- 2	170	8/8/92	Teutopolis, IL	Teutopolis High School	Pohl
30	Will Clinard	rhp	R/R	6- 4	225	11/3/89	Cross Plains, TX	Vanderbilt University	Winn
31	Garrett Jewel	rhp	R/R	6- 1	187	6/17/90	Alexandria, NH	Southern New Hampshire University	J. Wilson
32	Dylan Chavez	lhp	L/L	6- 1	175	4/16/91	Rancho Murrietta, CA	American River College	Strankman
33	Stephen Wickens	ss	R/R	5-10	170	3/5/89	Whitby, Canada	Florida Gulf Coast University	Corrigan
34	Ryan Tella	cf	L/L	6- 0	185	5/18/91	Freemont, CA	Ohlone, College	Strankman
35	Phillip Chapman	c	R/R	5-11	198	3/28/89	Cinton, MS	University of Memphis	Winn
36	Austin Barrios	of	L/L	5-11	195	10/7/92	Belle Chasse, LA	Belle Chasse High School	Runser
37	Andrew Leachman	lf	R/R	6- 3	205	4/21/89	Mobile, AL	Birmingham Southern College	Powell
38	Alex Keudell	rhp	R/R	6- 3	195	2/25/90	Beaverton, OR	University of Oregon	Brown
39	Edwin McCord	rhp	R/R	6- 2	170	11/17/92	Spanish Fort, AL	Spanish Fort High School	Powell
40	Kyle Barraclough	rhp	R/R	6- 2	200	5/23/90	Santa Clara, CA	Saint Mary's College	Strankman
41	T.J. Oakes	rhp	R/R	6- 5	235	7/15/90	Jordan, MN	University of Minnesota	M. Wilson
42	Matthew Tomshaw	lhp	L/L	6- 2	200	12/17/88	Kingston, NY	Jacksonville University	Corrigan
43	Robert O'Neill	rhp	R/R	6- 2	215	7/15/89	Phelan, CA	Biola University	Leavitt
44	Cole Johnson	rhp	R/R	6- 3	200	10/6/88	Hudson, OH	University of Notre Dame	Pohl
45	Julio Torres	2b	S/R	5-11	170	10/29/93	Cidra, PR	Puerto Rico Baseball Academy	Otero
46	Jared Dettman	lhp	L/L	6- 3	185	5/18/92	Somerset, WI	Somerset High School	M. Wilson
47	John Hochstatter	lhp	R/L	6- 4	205	4/1/93	Danville, CA	San Ramon Valley High School	Strankman
48	Garret Peterson	rhp	R/R	6- 4	190	3/12/93	Dubois, PA	Dubois Area High School	Weitzel
49	Drake Roberts	ss	S/R	5- 9	160	1/6/92	Washington, TX	Brenham High School	Esposito
50	Bryan Burgher	rhp	R/R	6- 2	185	3/21/93	Puyallup, WA	Emerald Ridge High School	Brown

BOLD indicates signed player

* The Twins signed 32 players from the 2011 First-Year Player Draft.

MINNESOTA TWINS' 2011 MINOR LEAGUE AWARDS

SHERRY ROBERTSON MINOR LEAGUE PLAYER OF THE YEAR

Brian Dozier, SS, Ft. Myers/New Britain

JIM RANTZ MINOR LEAGUE PITCHER OF THE YEAR

Liam Hendriks, RHP, New Britain/Rochester/Minnesota

MINOR LEAGUE PLAYERS OF THE MONTH

APRIL	Danny Ortiz	of	.377 ba, 20 g, 26 h, 16 r, 7 2b, 6 hr, 15 rbi, 6 bb	Beloit
MAY	Brian Dozier	ss	.337 ba, 27 g, 33 h, 14 r, 7 2b, 0 hr, 11 rbi, 14 bb	Ft. Myers
JUNE	Jairo Perez	ss	.397 ba, 19 g, 27 h, 15 r, 3 2b, 4 hr, 16 rbi, 9 bb	Beloit
JULY	Chris Parmelee	1b	.305 ba, 32 g, 36 h, 17 r, 8 2b, 6 hr, 26 rbi, 20 bb	New Britain
AUGUST	Eddie Rosario	of	.368 ba, 29 g, 42 h, 33 r, 3 2b, 10 hr, 29 rbi, 13 bb	Elizabethton

MINOR LEAGUE PITCHERS OF THE MONTH

APRIL	Cole DeVries	rhp	0-0, 0.00 ERA, 7 g, 14.2 ip, 0 er, 1 bb, 21 k	New Britain
MAY	Steve Hirschfeld	rhp	2-2, 2.93 ERA, 5 g, 30.2 ip, 10 er, 8 bb, 23 k	New Britain
JUNE	Tom Stuijbergen	rhp	3-0, 0.87 ERA, 5 g, 31.0 ip, 3 er, 7 bb, 16 k	Ft. Myers
JULY	B.J. Hermesen	rhp	5-1, 1.89 ERA, 6 g, 38.0 ip, 8 er, 9 bb, 25 k	Beloit
AUGUST	Deolis Guerra	rhp	2-0, 1.29 ERA, 10 g, 21.0 ip, 3 er, 5 bb, 23 k	New Britain

MINOR LEAGUE PLAYERS OF THE WEEK

WEEK	PLAYER	POS	STAT LINE	CLUB
April 15	Joe Benson	of	.8 g, .406 ba, 13 h, 5 r, 4 2b, 1 hr, 9 rbi, 2 bb	New Britain
April 22	Nate Hanson	3b	.7 g, .357 ba, 10 h, 4 r, 0 2b, 2 hr, 6 rbi, 1 bb	Ft. Myers
April 29	Cole DeVries	rhp	.2 gs, 0-0, 5.0 ip, 1 h, 1 r, 0 er, 0 bb, 9 k	New Britain
May 7	Evan Bigley	of	.7 g, .448 ba, 13 h, 6 r, 5 2b, 3 3b, 4 rbi, 1 bb	New Britain
May 14	Chris Parmelee	1b	.7 g, .414 ba, 12 h, 5 r, 2 2b, 0 hr, 5 rbi, 2 bb	New Britain
May 21	Brian Dozier	ss	.7 g, .433 ba, 13 h, 3 r, 2 2b, 2 3b, 7 rbi, 2 bb	Ft. Myers
May 28	Bruce Pugh	rhp	.2 g, 0-0, 3.0 ip, 3 h, 1 r, 1 er, 1 bb, 1 k, 1 sv	Ft. Myers
June 3	Aaron Bates	3b	.6 g, .545 ba, .583 obp, 12 h, 4 r, 1 rbi, 2 bb	Rochester
June 10	Liam Hendriks	rhp	.2 gs, 2-0, 13.0 ip, 12 h, 1 r, 1 er, 1 bb, 10 k	New Britain
June 17	Patrick Dean	lhp	.2 gs, 1-0, 12.2 ip, 5 h, 2 r, 2 er, 2 bb, 15 k	Beloit
June 24	Yangervis Solarte	2b	.4 g, .438 ba, 7 h, 2 r, 2 2b	New Britain
July 1	Eddie Rosario	of	.7 g, .393 ba, 1.000 slg, 11 h, 9 r, 2 2b, 5 hr, 12 rbi	Elizabethton
July 8	Miguel Sano	3b	.7 g, .367 ba, .600 slg, 11 h, 7 r, 4 2b, 1 hr, 5 rbi	Elizabethton
July 15	Logan Darnell	lhp	.2 gs, 2-0, 13.2 ip, 10 h, 4 r, 4 er, 2 bb, 10 k	Ft. Myers
July 22	B.J. Hermesen	rhp	.1 gs, 1-0, 7.0 ip, 5 h, 1 r, 1 er, 2 bb, 5 k	Beloit
July 29	Tyler Robertson	lhp	.3 g, 1-0, 5.0 ip, 3 h, 0 r, 0 er, 3 bb, 7 k, 1 sv	New Britain
August 5	Luis Nunez	lhp	.3 g, 1-0, 6.0 ip, 4 h, 0 r, 0 er, 2 bb, 7 k, 1 sv	GCL
August 12	Dustin Martin	of	.5 g, .400 ba, 1.000 slg, 8 h, 6 r, 1 2b, 3 hr	Rochester
August 19	Tim Shibuya	rhp	.1 gs, 1-0, 7.0 ip, 2 h, 1 r, 1 er, 0 bb, 12 k	Elizabethton
August 26	Niko Goodrum	ss	.7 g, .481 ba, .548 obp, 13 h, 8 r, 2 2b, 1 hr, 4 bb	Elizabethton
September 2	Alex Wimmers	rhp	.1 gs, 1-0, 0 h, 0 r, 0 er, 2 bb, 5 k *no hitter	Ft. Myers

1965 WORLD SERIES

Twins vs. Los Angeles Dodgers

DODGERS:	AVG	G	AB	R	H	2B	3B	HR	RBI	BB	SO	SB
Crawford, ph	.500	2	2	0	1	0	0	0	0	0	1	0
Lefebvre, 2b	.400	3	10	2	4	0	0	0	0	0	0	0
Fairly, rf	.379	7	29	7	11	3	0	2	6	0	1	0
Wills, ss	.367	7	30	3	11	3	0	0	3	1	3	3
Osteen, p	.333	3	3	0	1	0	0	0	0	0	0	0
Parker, 1b	.304	7	23	3	7	0	1	1	2	3	3	2
Johnson, lf	.296	7	27	3	8	2	0	2	4	1	3	0
Roseboro, c	.286	7	21	1	6	1	0	0	3	5	3	1
W. Davis, cf	.231	7	26	3	6	0	0	0	0	0	2	3
Gilliam, 3b	.214	7	28	2	6	1	0	0	2	1	0	0
Tracewski, ph-2b	.118	6	17	0	2	0	0	0	0	1	5	0
Koufax, p	.111	3	9	0	1	0	0	0	1	1	5	0
Drysdale, p-ph	.000	3	5	0	0	0	0	0	0	0	4	0
Moon, ph	.000	2	2	0	0	0	0	0	0	0	0	0
Kennedy, 3b-pr	.000	4	1	0	0	0	0	0	0	0	0	0
LeJohn, ph	.000	1	1	0	0	0	0	0	0	0	1	0
Miller, p	.000	2	0	0	0	0	0	0	0	0	0	0
Perranoski, p	.000	2	0	0	0	0	0	0	0	0	0	0
Reed, p	.000	2	0	0	0	0	0	0	0	0	0	0
Brewer, p	.000	1	0	0	0	0	0	0	0	0	0	0
Totals	.274	7	234	24	64	10	1	5	21	13	31	9

Pitchers:	W	L	ERA	G	GS	CG	SHO	SV	IP	H	R	ER	BB	SO
Miller	0	0	0.00	2	0	0	0	0	1.1	0	0	0	0	0
Koufax	2	1	0.38	3	3	2	2	0	24.0	13	2	1	5	29
Osteen	1	1	0.64	2	2	1	1	0	14.0	9	2	1	5	4
Drysdale	1	1	3.86	2	2	1	0	0	11.2	12	9	5	3	15
Brewer	0	0	4.50	1	0	0	0	0	2.0	3	1	1	0	1
Perranoski	0	0	7.36	2	0	0	0	0	3.2	3	3	3	4	1
Reed	0	0	8.10	2	0	0	0	0	3.1	2	3	3	2	4
Totals	4	3	2.10	14	7	4	3	0	60.0	42	20	14	19	54

TWINS:	AVG	G	AB	R	H	2B	3B	HR	RBI	BB	SO	SB
Killebrew, 3b	.286	7	21	2	6	0	0	1	2	6	4	0
Versalles, ss	.286	7	28	3	8	1	1	1	4	2	7	1
Valdespino, lf-ph	.273	5	11	1	3	1	0	0	0	0	1	0
Grant, p	.250	3	8	3	2	1	0	1	3	0	1	0
Nossek, cf-ph	.200	6	20	0	4	0	0	0	0	0	1	0
Quilici, 2b	.200	7	20	2	4	2	0	0	1	4	3	0
Oliva, rf	.192	7	26	2	5	1	0	1	2	1	6	0
Kaat, p	.167	3	6	0	1	0	0	0	2	0	5	0
Hall, cf	.143	2	7	0	1	0	0	0	0	1	5	0
Mincher, 1b	.130	7	23	3	3	0	0	1	1	2	7	0
Allison, lf	.125	5	16	3	2	1	0	1	2	1	9	1
Batley, c	.120	7	25	1	3	0	1	0	2	0	5	0
Rollins, ph	.000	3	2	0	0	0	0	0	0	1	0	0
Zimmerman, c	.000	2	1	0	0	0	0	0	0	0	0	0
Pascual, p	.000	1	1	0	0	0	0	0	0	0	0	0
Klippstein, p	.000	2	0	0	0	0	0	0	0	0	0	0
Merritt, p	.000	2	0	0	0	0	0	0	0	0	0	0
Perry, p	.000	2	0	0	0	0	0	0	0	0	0	0
Worthington, p	.000	2	0	0	0	0	0	0	0	0	0	0
Boswell, p	.000	1	0	0	0	0	0	0	0	0	0	0
Pleis, p	.000	1	0	0	0	0	0	0	0	0	0	0
Totals	.195	7	215	20	42	7	2	6	19	19	54	2

Pitchers:	W	L	ERA	G	GS	CG	SHO	SV	IP	H	R	ER	BB	SO
Worthington	0	0	0.00	2	0	0	0	0	4.0	2	1	0	2	2
Klippstein	0	0	0.00	2	0	0	0	0	2.2	2	0	0	2	3
Merritt	0	0	2.70	2	0	0	0	0	3.1	2	1	1	0	1
Grant	2	1	2.74	3	3	2	0	0	23.0	22	8	7	2	12
Boswell	0	0	3.38	1	0	0	0	0	2.2	3	1	1	2	3
Kaat	1	2	3.77	3	3	1	0	0	14.1	18	7	6	2	6
Perry	0	0	4.50	2	0	0	0	0	4.0	5	2	2	2	4
Pascual	0	1	5.40	1	1	0	0	0	5.0	8	3	3	1	0
Pleis	0	0	9.00	1	0	0	0	0	1.0	2	1	1	0	0
Totals	3	4	3.15	17	7	3	0	0	60.0	64	24	21	13	31

1965 WORLD SERIES (cont.)

GAME 1 Wednesday, October 6 at Minnesota

Los Angeles	0	1	0	0	0	0	0	1	—	2	10	1
Minnesota	0	1	6	0	0	1	0	0	x	8	10	0
WP — Grant. LP — Drysdale.												
Drysdale, Reed (3), Brewer (5), Perranoski (7) and Roseboro.												
Grant and Battey.												
HR — Fairly, Mincher, Versailles. T — 2:29. A — 47,797.												

GAME 2 Thursday, October 7 at Minnesota

Los Angeles	0	0	0	0	0	0	1	0	0	—	1	7	3
Minnesota	0	0	0	0	0	2	1	2	x	—	5	9	0
WP — Kaat. LP — Koufax.													
Koufax, Perranoski (7), Miller (8) and Roseboro.													
Kaat and Battey. T — 2:13. A — 48,700.													

GAME 3 Saturday, October 9 at Los Angeles

Minnesota	0	0	0	0	0	0	0	0	—	0	5	0	
Los Angeles	0	0	0	2	1	1	0	0	x	—	4	10	1
WP — Osteen. LP — Pascual.													
Pascual, Merritt (6), Klippstein (8) and Battey, Zimmerman (7).													
Osteen and Roseboro. T — 2:06. A — 55,934.													

GAME 4 Sunday, October 10 at Los Angeles

Minnesota	0	0	0	1	0	1	0	0	0	—	2	5	2
Los Angeles	1	1	0	1	0	3	0	1	x	—	7	10	0
WP — Drysdale. LP — Grant.													
Grant, Worthington (6), Pleis (8) and Battey, Zimmerman (7).													
Drysdale and Roseboro.													
HR — Killebrew, Parker, Oliva, Johnson. T — 2:15. A — 55,920.													

GAME 5 Monday, October 11 at Los Angeles

Time	Monday	Tuesday	Wednesday	Thursday	Friday	Saturday	Sunday	Monday	Tuesday	Wednesday	Thursday	Friday	Saturday	Sunday
Minnesota	0	0	0	0	0	0	0	0	—	0	4	1		
Los Angeles	2	0	2	1	0	0	2	0	x	—	7	14	0	
WP — Koufax. LP — Kaat.														
Kaat, Boswell (3), Perry (6) and Battey.														
Koufax and Roseboro. T — 2:34. A — 55,801.														

GAME 6 Wednesday, October 13 at Minnesota

Los Angeles	0	0	0	0	0	0	1	0	0	—	1	6	1
Minnesota	0	0	0	2	0	3	0	0	x	—	5	6	1
WP — Grant. LP — Osteen.													
Osteen, Reed (6), Miller (8) and Roseboro.													
Grant and Battey.													
HR — Fairly, Allison, Grant. T — 2:16. A — 49,578.													

GAME 7 Thursday, October 14 at Minnesota

Los Angeles	0	0	0	2	0	0	0	0	0	—	2	7	0
Minnesota	0	0	0	0	0	0	0	0	0	—	0	3	1
WP — Koufax. LP — Kaat.													
Koufax and Roseboro.													
Kaat, Worthington (4), Klippstein (6), Merritt (7), Perry (9) and Battey.													
HR — Johnson. T — 2:27. A — 50,596.													

1969 ALCS

Twins vs. Baltimore Orioles

ORIOLES:	AVG	G	AB	R	H	2B	3B	HR	RBI	BB	SO	SB		
B. Robinson, 3b	.500	3	14	1	7	1	0	0	0	0	0	0		
Motton, ph	.500	2	2	0	1	0	0	0	1	0	0	0		
Blair, cf	.400	3	15	1	6	2	0	1	6	2	2	0		
Powell, 1b	.385	3	13	2	5	0	0	1	1	2	0	0		
F. Robinson, rf	.333	3	12	1	4	2	0	1	2	3	3	0		
Burford, lf	.286	3	14	3	4	1	0	0	1	3	0	0		
Belanger, ss	.267	3	15	4	4	0	1	1	1	0	0	0		
Hendricks, ph-c	.250	3	8	2	2	2	0	0	3	1	2	0		
Johnson, 2b	.231	3	13	2	3	0	0	0	0	2	1	0		
Palmer, p	.000	1	5	0	0	0	0	0	0	0	3	0		
Etchebarren, c	.000	2	4	0	0	0	0	0	0	0	0	0		
McNally, p	.000	1	4	0	0	0	0	0	0	0	2	0		
Cuellar, p	.000	1	2	0	0	0	0	0	0	0	1	0		
May, ph	.000	1	1	0	0	0	0	0	0	0	0	0		
Salmon, ph	.000	1	1	0	0	0	0	0	0	0	0	0		
R. Hall, p	.000	1	0	0	0	0	0	0	0	0	0	0		
Lopez, p	.000	1	0	0	0	0	0	0	0	0	0	0		
Rettenmund, ph	.000	1	0	0	0	0	0	0	0	0	0	0		
Richert, p	.000	1	0	0	0	0	0	0	0	0	0	0		
Watt, p	.000	1	0	0	0	0	0	0	0	0	0	0		
Totals	.293	3	123	16	36	8	1	4	15	13	14	0		
Pitchers:	W	L	ERA	G	GS	CG	SHO	SV	IP	H	R	ER	BB	SO
McNally	1	0	0.00	1	1	1	1	0	11.0	3	0	0	5	11
Watt	0	0	0.00	1	0	0	0	0	2.0	0	0	0	0	2
Richert	0	0	0.00	1	0	0	0	0	1.0	0	0	0	2	2
R. Hall	1	0	0.00	1	0	0	0	0	0.2	0	0	0	0	1
Lopez	0	0	0.00	1	0	0	0	0	0.1	1	0	0	2	0
Palmer	1	0	2.00	1	1	1	0	0	9.0	10	2	2	2	4
Cuellar	0	0	2.25	1	1	0	0	0	8.0	3	3	2	1	7
Totals	3	0	1.13	7	3	2	1	0	32.0	17	5	4	12	27

1969 RLCS (cont.)

Twins:	AVG	G	AB	R	H	2B	3B	HR	RBI	BB	SO	SB
Nettles, ph	1.000	1	1	0	1	0	0	0	0	0	0	0
Woodson, p	1.000	1	1	0	1	0	0	0	0	0	0	0
Oliva, rf	.385	3	13	3	5	2	0	1	2	1	3	1
Roseboro, c	.200	2	5	0	1	0	0	0	0	0	0	0
Reese, lb	.167	3	12	0	2	0	0	0	2	1	1	0
Uhlender, lf	.167	2	6	0	1	0	0	0	0	0	0	0
Cardenas, ss	.154	3	13	0	2	0	1	0	0	0	7	0
Mitterwald, c	.143	2	7	0	1	0	0	0	0	1	3	0
Killebrew, 3b	.125	3	8	2	1	1	0	0	0	6	2	0
Tovar, cf	.077	3	13	0	1	0	0	0	0	1	2	1
Carew, 2b	.071	3	14	0	1	0	0	0	0	1	4	0
Allison, lf	.000	2	8	0	0	0	0	0	0	1	0	0
Boswell, p	.000	1	4	0	0	0	0	0	0	0	4	0
Perry, p	.000	1	3	0	0	0	0	0	0	0	1	0
Perranoski, p	.000	3	1	0	0	0	0	0	0	0	0	0
Renick, ph	.000	1	1	0	0	0	0	0	0	0	0	0
Chance, p	.000	1	0	0	0	0	0	0	0	0	0	0
Grzenda, p	.000	1	0	0	0	0	0	0	0	0	0	0
T. Hall, p	.000	1	0	0	0	0	0	0	0	0	0	0
Manuel, ph	.000	1	0	0	0	0	0	0	0	1	0	0
Miller, p	.000	1	0	0	0	0	0	0	0	0	0	0
Worthington, p	.000	1	0	0	0	0	0	0	0	0	0	0
Totals	.155	3	110	5	17	3	1	1	5	12	27	2

Pitchers:	W	L	ERA	G	GS	CG	SHO	SV	IP	H	R	ER	BB	SO
Grzenda	0	0	0.00	1	0	0	0	0	0.2	0	0	0	0	0
T. Hall	0	0	0.00	1	0	0	0	0	0.2	0	0	0	0	0
Boswell	0	1	0.84	1	1	0	0	0	10.2	7	1	1	7	4
Perry	0	0	3.38	1	1	0	0	0	8.0	6	3	3	3	3
Miller	0	1	5.40	1	1	0	0	0	1.2	5	3	1	0	0
Perranoski	0	1	5.79	3	0	0	0	0	4.2	8	3	3	0	2
Worthington	0	0	6.75	1	0	0	0	0	1.1	3	1	1	0	1
Woodson	0	0	10.80	1	0	0	0	0	1.2	3	2	2	3	2
Chance	0	0	13.50	1	0	0	0	0	2.0	4	3	3	0	2
Totals	0	3	4.02	11	3	0	0	0	31.1	36	16	14	14	14

GAME 1 Saturday, October 4 at Baltimore

Minnesota	0	0	0	0	1	0	2	0	0	0	0	0	—	3	4	2
Baltimore	0	0	0	1	1	0	0	0	1	0	0	1	—	4	10	1
WP — Hall. LP —Perranoski.																
Perry, Perranoski (9) and Mitterwald, Roseboro (12).																
Cuellar, Richert (9), Watt (10), Lopez (12), R. Hall (12) and Hendricks, Etchebarren (10).																
HR — F. Robinson, Belanger, Oliva, Powell.																
T —3:29. A —39,324.																

GAME 2 Sunday, October 5 at Baltimore

Minnesota	0	0	0	0	0	0	0	0	0	—	0	3	1
Baltimore	0	0	0	0	0	0	0	0	1	—	1	8	0
WP — McNally. LP — Boswell.													
Boswell, Perranoski (11) and Mitterwald.													
McNally and Etchebarren, Hendricks (10).													
T — 3:17. A — 41,704.													

GAME 3 Monday, October 6 at Minnesota

Baltimore	0	3	0	2	0	1	0	2	3	—	11	18	0
Minnesota	1	0	0	0	1	0	0	0	0	—	2	10	2
WP — Palmer. LP — Miller.													
Palmer and Hendricks.													
Miller, Woodson (2), T. Hall (4), Worthington (5), Grzenda (6), Chance (7), Perranoski (9) and Roseboro.													
HR — Blair. T—2:48. A—32,735.													

AMERICAN LEAGUE CENTRAL HISTORY

Year	Champion	Record
1994*	Chicago White Sox	67-46
1995	Cleveland Indians	100-44
1996	Cleveland Indians	78-84
1997	Cleveland Indians	86-75
1998	Cleveland Indians	89-73
1999	Cleveland Indians	97-65
2000	Chicago White Sox	95-67
2001	Cleveland Indians	91-71
2002	Minnesota Twins	94-67
2003	Minnesota Twins	90-72
2004	Minnesota Twins	92-70
2005	Chicago White Sox	99-63
2006	Minnesota Twins	96-66
2007	Cleveland Indians	96-66
2008	Chicago White Sox	89-74
2009	Minnesota Twins	87-76
2010	Minnesota Twins	94-68
2011	Detroit Tigers	95-67

Twins Finish

Fourth place with a record of 53-60, 15.0 games back
 Fifth place with a record of 56-88, 44.0 games back
 Fourth place with a record of 78-84, 21.5 games back
 Fourth place with a record of 68-94, 18.5 games back
 Fourth place with a record of 70-92, 19.0 games back
 Fifth place with a record of 63-97, 33.0 games back
 Fifth place with a record of 69-93, 26.0 games back
 Second place with a record of 85-77, 6.0 games back
Lost 4 games to 1 in the ALCS to the Anaheim Angels
Lost 3 games to 1 in the ALDS to the New York Yankees
Lost 3 games to 1 in the ALDS to the New York Yankees
 Third place with a record of 83-79, 16.0 games back
Swept in three games in the ALDS by the Oakland Athletics
 Third place with a record of 79-83, 17.0 games back
 Second place with a record of 88-75, 1.0 game back
Swept in three games in the ALDS by the New York Yankees
Swept in three games in the ALDS by the New York Yankees
 Fifth place with a record of 63-99, 32.0 games back

*Season cut short due to work stoppage

Twins vs. Baltimore Orioles

ORIOLLES:	AVG	G	AB	R	H	2B	3B	HR	RBI	BB	SO	SB
B. Robinson, 3b	.583	3	12	3	7	2	0	0	1	0	1	0
Cuellar, p	.500	1	2	1	1	0	0	1	4	0	1	0
R. Hall, p	.500	1	2	1	1	0	0	0	0	0	1	0
Powell, 1b	.429	3	14	2	6	2	0	1	6	0	3	0
Burford, lf	.429	2	7	2	3	1	0	1	3	2	0	0
Hendricks, c	.400	1	5	2	2	0	0	0	0	0	1	0
McNally, p	.400	1	5	1	2	1	0	0	1	0	1	0
Johnson, 2b	.364	3	11	4	4	0	0	2	4	1	1	0
Belanger, ss	.333	3	12	5	4	0	0	0	1	1	0	0
Rettenmund, lf	.333	1	3	1	1	0	0	0	1	2	1	1
Palmer, p	.250	1	4	1	1	1	0	0	1	0	0	0
F. Robinson, rf	.200	3	10	3	2	0	0	1	2	5	2	0
Etchebarren, c	.111	2	9	1	1	0	0	0	0	0	3	0
Blair, cf	.077	3	13	0	1	0	0	0	0	1	4	0
Totals	.330	3	109	27	36	7	0	6	24	12	19	1

Pitchers:	W	L	ERA	G	GS	CG	SHO	SV	IP	H	R	ER	BB	SO
R. Hall	1	0	0.00	1	0	0	0	0	4.2	1	0	0	0	3
Palmer	1	0	1.00	1	1	1	0	0	9.0	7	1	1	3	12
McNally	1	0	3.00	1	1	0	0	0	9.0	6	3	3	5	5
Cuellar	0	0	12.46	1	1	0	0	0	4.1	10	6	6	1	2
Totals	3	0	3.33	4	3	2	0	0	27.0	24	10	10	9	22

TWINS:	AVG	G	AB	R	H	2B	3B	HR	RBI	BB	SO	SB
Oliva, rf	.500	3	12	2	6	2	0	1	1	0	1	0
Mitterwald, c	.500	2	8	2	4	1	0	0	2	0	2	0
Tovar, cf-2b-lf	.385	3	13	2	5	0	1	0	1	0	0	0
Killebrew, 3b-1b	.273	3	11	2	3	0	0	2	4	2	4	0
Ratliff, c	.250	1	4	0	1	0	0	0	0	0	1	0
Remick, 3b-ph	.200	2	5	0	1	0	0	0	0	0	1	0
Cardenas, ss	.182	3	11	1	2	0	0	0	1	1	1	0
Reese, 1b	.143	2	7	0	1	0	0	0	0	1	1	0
Thompson, 2b	.125	3	8	0	1	1	0	0	0	1	0	0
Alyea, lf-ph	.000	3	7	1	0	0	0	0	0	2	3	0
Holt, ph-cf-pr	.000	3	5	0	0	0	0	0	0	0	2	0
Allison, ph	.000	3	2	0	0	0	0	0	0	1	1	0
Quilici, 2b-ph	.000	3	2	0	0	0	0	0	0	0	1	0
Carew, ph	.000	2	2	0	0	0	0	0	0	0	1	0
T. Hall, p	.000	2	1	0	0	0	0	0	0	0	1	0
Perry, p	.000	2	1	0	0	0	0	0	1	0	0	0
Kaat, p	.000	1	1	0	0	0	0	0	0	0	1	0
Manuel, ph	.000	1	1	0	0	0	0	0	0	0	1	0
Perranoski, p	.000	2	0	0	0	0	0	0	0	0	0	0
Tiant, p-pr	.000	2	0	0	0	0	0	0	0	0	0	0
Williams, p	.000	2	0	0	0	0	0	0	0	1	0	0
Zepp, p	.000	2	0	0	0	0	0	0	0	0	0	0
Blyleven, p	.000	1	0	0	0	0	0	0	0	0	0	0
Woodson, p	.000	1	0	0	0	0	0	0	0	0	0	0
Totals	.238	3	101	10	24	4	1	3	10	9	22	0

Pitchers:	W	L	ERA	G	GS	CH	SHO	SV	IP	H	R	ER	BB	SO
Williams	0	0	0.00	2	0	0	0	0	6.0	2	0	0	1	2
Blyleven	0	0	0.00	1	0	0	0	0	2.0	2	1	0	0	2
T. Hall	0	1	6.75	2	1	0	0	0	5.1	6	4	4	4	6
Zepp	0	0	6.75	2	0	0	0	0	1.1	2	1	1	2	2
Kaat	0	1	9.00	1	1	0	0	0	2.0	6	4	2	2	1
Woodson	0	0	9.00	1	0	0	0	0	1.0	2	1	1	1	0
Perry	0	1	13.50	2	1	0	0	0	5.1	10	9	8	1	3
Tiant	0	0	13.50	1	0	0	0	0	0.2	1	2	1	0	0
Perranoski	0	0	19.29	2	0	0	0	0	2.1	5	5	5	1	3
Totals	0	3	7.62	14	3	0	0	0	26.0	36	27	22	12	19

1970 RLCS (cont.)

GAME 1 Saturday, October 3 at Minnesota

Baltimore	0	2	0	7	0	1	0	0	0	—	10	13	0
Minnesota	1	1	0	1	3	0	0	0	0	—	6	11	2
WP —Hall. LP —Perry.													
Cuellar, R. Hall (5) and Hendricks.													
Perry, Zepp (4), Woodson (5), Williams (6), Perranoski (9) and Mitterwald. HR													
—Cuellar, Buford, Powell, Killebrew.													
T—2:36. A—26, 847.													

GAME 2 Sunday, October 4 at Minnesota

Baltimore	1	0	2	1	0	0	0	0	7	—	11	13	0
Minnesota	0	0	0	3	0	0	0	0	0	—	3	6	2
WP —McNally. LP —Hall.													
McNally and Etchebarren.													
T. Hall, Zepp (4), Williams (5), Perranoski (8), Tiant (9) and Mitterwald. HR													
—F. Robinson, Killebrew, Oliva, Johnson.													
T—2:59. A—27,490.													

GAME 3 Monday, October 5 at Baltimore

Minnesota	0	0	0	0	1	0	0	0	0	—	1	7	2
Baltimore	1	1	3	0	0	0	1	0	x	—	6	10	0
WP —Palmer. LP —Kaat.													
Kaat, Blyleven (3), T. Hall (5), Perry (7) and Ratliff.													
Palmer and Etchebarren.													
HR —Johnson. T—2:20. A—27,608.													

1987 RLCS

Twins vs. Detroit Tigers

TIGERS:	AVG	G	AB	R	H	2B	3B	HR	RBI	BB	SO	SB
Grubb, ph-dh	.571	4	7	0	4	0	0	0	0	0	1	0
Morrison, dh-3b	.400	2	5	1	2	0	0	0	0	0	1	0
Hendron, rf-ph-dh	.333	3	9	1	3	1	0	0	2	1	1	1
Sheridan, rf-pr	.300	5	10	2	3	1	0	1	2	0	2	0
Evans, 1b-3b	.294	5	17	0	5	0	0	0	0	4	2	0
Gibson, lf	.286	5	21	4	6	1	0	1	4	3	8	3
Heath, c	.286	3	7	1	2	0	0	1	2	0	0	0
Lemon, cf	.278	5	18	4	5	0	0	2	4	1	4	0
Bergman, ph-dh-1b	.250	4	4	0	1	0	0	0	2	0	1	0
Trammell, ss	.200	5	20	3	4	1	0	0	2	1	2	0
Whitaker, 2b	.176	5	17	4	3	0	0	1	1	7	3	1
Nokes, ph-dh-c	.143	5	14	2	2	0	0	1	2	1	4	0
Brooks, 3b	.000	5	13	0	0	0	0	0	0	0	3	0
Madlock, dh	.000	1	5	0	0	0	0	0	0	0	3	0
Totals	.240	5	167	23	40	4	0	7	21	18	35	5

Pitchers:

	W	L	ERA	G	GS	CG	SHO	SV	IP	H	R	ER	BB	SO
Petry	0	0	0.00	1	0	0	0	0	3.1	1	1	0	0	1
Hernandez	0	0	0.00	1	0	0	0	0	0.1	2	0	0	0	0
Robinson	0	0	0.00	1	0	0	0	0	0.1	1	0	0	0	0
Thurmond	0	0	0.00	1	0	0	0	0	0.1	0	0	0	0	0
King	0	0	1.69	2	0	0	0	0	5.1	3	1	1	2	4
Tanana	0	1	5.06	1	1	0	0	0	5.1	6	4	3	4	1
Morris	0	1	6.75	1	1	1	0	0	8.0	6	6	6	3	7
Terrell	0	0	9.00	1	1	0	0	0	6.0	7	6	6	4	4
Alexander	0	2	10.00	2	2	0	0	0	9.0	14	10	10	1	5
Henneman	1	0	10.80	1	0	0	0	0	5.0	6	6	6	6	3
Totals	1	4	6.70	12	5	1	0	0	43.0	46	34	32	20	25

TWINS:	AVG	G	AB	R	H	2B	3B	HR	RBI	BB	SO	SB
Larkin, ph	1.000	1	1	0	1	1	0	0	1	0	0	0
Butera, c	.667	1	3	0	2	0	0	0	0	0	0	0
Brunansky, rf	.412	5	17	5	7	4	0	2	9	4	3	0
Baylor, ph-dh	.400	2	5	0	2	0	0	0	1	0	0	0
Gladde, lf	.350	5	20	5	7	2	0	0	5	2	1	0
Gaetti, 3b	.300	5	20	5	6	1	0	2	5	1	3	0
Gagne, ss	.278	5	18	5	5	3	0	2	3	3	4	0
Lombardozzi, 2b-pr	.267	5	15	2	4	0	0	0	1	2	2	0
Bush, dh	.250	4	12	4	3	0	1	0	2	3	2	3
Puckett, cf	.208	5	24	3	5	1	0	1	3	0	5	1
Hrbek, 1b	.150	5	20	4	3	0	0	1	1	3	0	0
Laudner, c	.071	5	14	1	1	1	0	0	2	2	5	0
Newman, 2b	.000	1	2	0	0	0	0	0	0	0	0	0
Davidson, pr	.000	1	0	0	0	0	0	0	0	0	0	0
Totals	.269	5	171	34	46	13	1	8	33	20	25	4

Pitchers:

	W	L	ERA	G	GS	CG	SHO	SV	IP	H	R	ER	BB	SO
Schatzeder	0	0	0.00	2	0	0	0	0	4.1	2	0	0	0	5
Atherton	0	0	0.00	1	0	0	0	0	0.1	1	0	0	0	0
Berenguer	0	0	1.50	4	0	0	0	1	6.0	1	1	1	3	6
Blyleven	2	0	4.05	2	2	0	0	0	13.1	12	6	6	3	9
Reardon	1	1	5.06	4	0	0	0	2	5.1	7	3	3	3	5
Viola	1	0	5.25	2	2	0	0	0	12.0	14	8	7	5	9
Straker	0	0	16.88	1	1	0	0	0	2.2	3	5	5	4	1
Totals	4	1	4.50	16	5	0	0	3	44.0	40	23	22	18	35

1987 RLCS (cont.)

GAME 1 Wednesday, October 7 at Minnesota

Detroit	0	0	1	0	0	1	1	2	0	—	5	10	0
Minnesota	0	1	0	0	3	0	0	4	x	—	8	10	0
WP —Reardon. LP —Alexander. Alexander, Henneman (8), Hernandez (8), King (8) and Heath. Viola, Reardon (8) and Laudner. HR —Gaetti 2, Heath, Gibson. T —2:46. A —53,269.													

GAME 2 Thursday, October 8 at Minnesota

Detroit	0	2	0	0	0	0	0	1	0	—	3	7	1
Minnesota	0	3	0	2	1	0	0	0	x	—	6	6	0
WP —Blyleven. LP —Morris. Save —Berenguer. Morris and Heath, Nokes (8). Blyleven, Berenguer (8) and Laudner. HR —Lemon, Hrbek, Whitaker. T —2:54. A —55,245.													

GAME 3 Saturday, October 10 at Detroit

Minnesota	0	0	0	2	0	2	2	0	0	—	6	8	1
Detroit	0	0	5	0	0	0	0	2	x	—	7	7	0
WP —Henneman. LP —Reardon.													
Straker, Schatzeder (3), Berenguer (7), Reardon (8) and Butera, Laudner (7).													
Terrell, Henneman (7) and Nokes.													
HR —Gagne, Brunansky, Sheridan. T —3:29. A —49,730.													

GAME 4 Sunday, October 11 at Detroit

Minnesota	0	0	1	1	1	1	0	1	0	—	5	7	1
Detroit	1	0	0	0	1	1	0	0	0	—	3	7	3
WP —Viola. LP —Tanana. Save —Reardon. Viola, Atherton (6), Berenguer (6), Reardon (9) and Laudner. Tanana, Petry (6), Thurmond (9) and Heath. HR —Puckett, Gagne. T —3:24. A —51,939.													

GAME 5 Monday, October 12 at Detroit

Minnesota	0	4	0	0	0	0	1	1	3	—	9	15	1
Detroit	0	0	0	3	0	0	0	1	1	—	5	9	1
WP —Blyleven. LP —Alexander. Save —Reardon. Blyleven, Schatzeder (7), Berenguer (8), Reardon (8) and Laudner. Alexander, King (2), Henneman (7), Robinson (9) and Nokes. HR —Nokes, Lemon, Brunansky. T —3:14. A —47,448.													



1987 WORLD SERIES

Twins vs. St. Louis Cardinals

CARDINALS:	AVG	G	AB	R	H	2B	3B	HR	RBI	BB	SO	SB
Pendleton, dh-ph	.429	3	7	2	3	0	0	0	1	1	1	2
Pena, c-dh	.409	7	22	2	9	1	0	0	4	3	2	1
McGee, cf	.370	7	27	2	10	2	0	0	4	0	9	0
Lindeman, 1b-ph-rf	.333	6	15	3	5	1	0	0	2	0	3	0
Lake, c	.333	3	3	0	1	0	0	0	1	0	0	0
Ford, rf-ph	.308	5	13	1	4	0	0	0	2	1	1	0
Herr, 2b	.250	7	28	2	7	0	0	1	1	2	2	0
Oquendo, rf-3b	.250	7	24	2	6	0	0	0	2	1	4	0
Pagnozzi, dh-ph	.250	2	4	0	1	0	0	0	0	0	0	0
Driessen, 1b	.231	4	13	3	3	2	0	0	1	1	1	0
Smith, ss	.214	7	28	3	6	0	0	0	2	2	3	2
Coleman, lf	.143	7	28	5	4	2	0	0	2	2	10	6
Lawless, 3b	.100	3	10	1	1	0	0	1	3	0	4	0
Cox, p	.000	3	2	0	0	0	0	0	0	0	1	0
Forsch, p	.000	3	2	0	0	0	0	0	0	0	0	0
Tudor, p	.000	2	2	0	0	0	0	0	0	0	2	0
Morris, rf	.000	1	2	0	0	0	0	0	0	0	0	0
Dayley, p	.000	4	1	0	0	0	0	0	0	0	1	0
Mathews, p	.000	1	1	0	0	0	0	0	0	0	0	0
Worrell, p	.000	4	0	0	0	0	0	0	0	0	0	0
Horton, p	.000	2	0	0	0	0	0	0	0	0	0	0
Magrane, p	.000	2	0	0	0	0	0	0	0	0	0	0
Tunnell, p	.000	2	0	0	0	0	0	0	0	0	0	0
Johnson, pr	.000	1	0	0	0	0	0	0	0	0	0	0
Totals	.259	7	232	26	60	8	0	2	25	13	44	12

Pitchers:	W	L	ERA	G	GS	CG	SHO	SV	IP	H	R	ER	BB	SO
Worrell	0	0	1.29	4	0	0	0	2	7.0	6	1	1	4	3
Dayley	0	0	1.93	4	0	0	0	1	4.2	2	1	1	0	3
Tunnell	0	0	2.08	2	0	0	0	0	4.1	4	2	1	2	1
Mathews	0	0	2.45	1	1	0	0	0	3.2	2	1	1	2	3
Tudor	1	1	5.73	2	2	0	0	0	11.0	15	7	7	3	8
Horton	0	0	6.00	2	0	0	0	0	3.0	5	2	2	0	1
Cox	1	2	7.71	3	2	0	0	0	11.2	13	10	10	8	9
Magrane	0	1	8.59	2	2	0	0	0	7.1	9	7	7	5	5
Forsch	1	0	9.95	3	0	0	0	0	6.1	8	7	7	5	3
Totals	3	4	5.64	23	7	0	0	3	59.0	64	38	37	29	36

1987 WORLD SERIES (cont.)

TWINS:	AVG	G	AB	R	H	2B	3B	HR	RBI	BB	SO	SB
Smalley, ph	.500	4	2	0	1	1	0	0	0	2	0	0
Lombardozi, 2b	.412	6	17	3	7	1	0	1	4	2	2	0
Baylor, dh-ph	.385	5	13	3	5	0	0	1	3	1	1	0
Puckett, cf	.357	7	28	5	10	1	1	0	3	2	1	1
Laudner, c	.318	7	22	4	7	1	0	1	4	5	4	0
Gladden, lf	.290	7	31	3	9	2	1	1	7	3	4	2
Gaetti, 3b	.259	7	27	4	7	2	1	1	4	2	5	2
Hrbek, 1b	.208	7	24	4	5	0	0	1	6	5	3	0
Gagne, ss	.200	7	30	5	6	1	0	1	3	1	6	0
Brunansky, rf	.200	7	25	5	5	0	0	0	2	4	4	1
Newman, pr-2b-ph	.200	4	5	0	1	0	0	0	0	1	1	0
Bush, dh-ph	.167	4	6	1	1	1	0	0	2	0	1	0
Larkin, 1b-ph	.000	5	3	1	0	0	0	0	0	1	0	0
Straker, p	.000	2	2	0	0	0	0	0	0	0	2	0
Viola, p	.000	3	1	0	0	0	0	0	0	0	1	0
Byleven, p	.000	2	1	0	0	0	0	0	0	0	1	0
Davidson, rf-ph	.000	2	1	0	0	0	0	0	0	0	0	0
Reardon, p	.000	4	0	0	0	0	0	0	0	0	0	0
Berenguer, p	.000	3	0	0	0	0	0	0	0	0	0	0
Schatzeder, p	.000	3	0	0	0	0	0	0	0	0	0	0
Atherton, p	.000	2	0	0	0	0	0	0	0	0	0	0
Butera, c	.000	1	0	0	0	0	0	0	0	0	0	0
Frazier, p	.000	1	0	0	0	0	0	0	0	0	0	0
Niekro, p	.000	1	0	0	0	0	0	0	0	0	0	0
Totals	.269	7	238	38	64	10	3	7	38	29	36	6

Pitchers:	W	L	ERA	G	GS	CG	SHO	SV	IP	H	R	ER	BB	SO
Reardon	0	0	0.00	4	0	0	0	1	4.2	5	0	0	0	3
Frazier	0	0	0.00	1	0	0	0	0	2.0	1	0	0	0	2
Niekro	0	0	0.00	1	0	0	0	0	2.0	1	0	0	1	1
Byleven	1	1	2.77	2	2	0	0	0	13.0	13	5	4	2	12
Viola	2	1	3.72	3	3	0	0	0	19.1	17	8	8	3	16
Straker	0	0	4.00	2	2	0	0	0	9.0	9	4	4	3	6
Schatzeder	1	0	6.23	3	0	0	0	0	4.1	4	3	3	3	3
Atherton	0	0	6.75	2	0	0	0	0	1.1	0	1	1	1	0
Berenguer	0	1	10.38	3	0	0	0	0	4.1	10	5	5	0	1
Totals	4	3	3.75	21	7	0	0	1	60.0	60	26	25	13	44

GAME 1 Saturday, October 17 at Minnesota

St. Louis	0	1	0	0	0	0	0	0	0	—	1	5	1
Minnesota	0	0	0	7	2	0	1	0	x	—	10	11	0

WP —Viola. LP —Magrane.

Magrane, Forsch (4), Horton (7) and Pena, Lake (8).

Viola, Atherton (9) and Laudner.

HR —Gladden, Lombardozi. T —2:39. A —55,171.

GAME 2 Sunday, October 18 at Minnesota

St. Louis	0	0	0	0	1	0	1	2	0	—	4	9	0
Minnesota	0	1	0	6	0	1	0	0	x	—	8	10	0

WP —Byleven. LP —Cox.

Cox, Tunnell (4), Dayley (7), Worrell (8) and Pena.

Byleven, Berenguer (8), Reardon (9) and Laudner.

HR —Gaetti, Laudner. T —2:42. A —55,257.

GAME 3 Tuesday, October 20 at St. Louis

Minnesota	0	0	0	0	0	1	0	0	0	—	1	5	1
St. Louis	0	0	0	0	0	0	3	0	x	—	3	9	1

WP —Tudor. LP —Berenguer. Save —Worrell.

Straker, Berenguer (7), Schatzeder (7) and Laudner.

Tudor, Worrell (8) and Pena.

T —2:45. A —55,347.

GAME 4 Wednesday, October 21 at St. Louis

Minnesota	0	0	1	0	1	0	0	0	0	—	2	7	1
St. Louis	0	0	1	6	0	0	0	0	x	—	7	10	1

WP —Forsch. LP —Viola. Save —Dayley.

Viola, Schatzeder (4), Niekro (5), Frazier (7) and Laudner, Butera (8).

Mathews, Forsch (4), Dayley (7) and Pena.

HR —Gagne, Lawless. T —3:11. A —55,347.

GAME 5 Thursday, October 22 at St. Louis

Minnesota	0	0	0	0	0	0	0	2	0	—	2	6	1
St. Louis	0	0	0	0	0	3	1	0	x	—	4	10	1

WP —Cox. LP —Byleven. Save —Worrell.

Byleven, Atherton (7), Reardon (7) and Laudner.

Cox, Dayley (8), Worrell (8) and Pena, Lake (9).

T —3:21. A —55,347.

GAME 6 Saturday, October 24 at Minnesota

St. Louis	1	1	0	2	1	0	0	0	0	—	5	11	2
Minnesota	2	0	0	0	4	4	0	1	x	—	11	15	0

WP —Schatzeder. LP —Tudor.

Tudor, Horton (5), Forsch (6), Dayley (6), Tunnell (7) and Pena.

Straker, Schatzeder (4), Berenguer (6), Reardon (9) and Laudner.

HR —Herr, Baylor, Hrbek. T —3:22. A —55,293.

GAME 7 Sunday, October 25 at Minnesota

St. Louis	0	2	0	0	0	0	0	0	0	—	2	6	1
Minnesota	0	1	0	1	1	0	1	x	—	—	4	10	0

WP —Viola. LP —Cox. Save —Reardon.

Magrane, Cox (5), Worrell (6) and Lake.

Viola, Reardon (9) and Laudner. T —3:04. A —55,376.

1991 ALCS

Twins vs. Toronto Blue Jays

BLUE JAYS:	AVG	G	AB	R	H	2B	3B	HR	RBI	BB	SO	SB
Alomar, 2b	.474	5	19	3	9	0	0	0	4	2	3	2
White, cf	.364	5	22	5	8	1	0	0	0	2	3	3
Gruber, 3b	.286	5	21	1	6	1	0	0	4	0	4	1
Borders, c	.263	5	19	0	5	1	0	0	2	0	0	0
Carter, rf-dh	.263	5	19	3	5	2	0	1	4	1	5	0
Wilson, pr-1f	.250	3	8	1	2	0	0	0	0	1	3	1
Olerud, 1b	.158	5	19	1	3	0	0	0	3	3	1	0
Lee, ss	.125	5	16	3	2	0	0	0	0	1	5	0
Mulliniks, dh-ph	.125	5	8	1	1	0	0	0	0	3	0	0
Maldonado, lf-rf	.100	5	20	1	2	1	0	0	1	1	6	0
Ducey, pr-1f	.000	1	1	0	0	0	0	0	0	0	0	0
Tabler, ph-dh	.000	2	1	0	0	0	0	0	0	1	0	0
Gonzales, pr-ss	----	2	0	0	0	0	0	0	0	0	0	0
Totals	.249	5	173	19	43	6	0	1	18	15	30	7

Pitchers:	W	L	ERA	G	GS	CG	SHO	SV	IP	H	R	ER	BB	SO
Henke	0	0	0.00	2	0	0	0	0	2.2	0	0	0	1	5
Acker	0	0	0.00	1	0	0	0	0	0.2	1	0	0	0	1
Wells	0	0	2.35	4	0	0	0	0	7.2	6	2	2	2	9
Key	0	0	3.00	1	1	0	0	0	6.0	5	2	2	1	1
Guzman	1	0	3.18	1	1	0	0	0	5.2	4	2	2	4	2
Timlin	0	1	3.18	4	0	0	0	0	5.2	5	4	2	2	5
Ward	0	1	6.23	2	0	0	0	1	4.1	4	3	3	1	6
Candiotti	0	1	8.22	2	2	0	0	0	7.2	17	9	7	2	5
MacDonald	0	0	9.00	1	0	0	0	0	1.0	1	1	1	1	0
Stottlemire	0	1	9.82	1	1	0	0	0	3.2	7	4	4	1	3
Totals	1	4	4.60	5	5	0	0	1	45.0	50	27	23	15	37

TWINS:	AVG	G	AB	R	H	2B	3B	HR	RBI	BB	SO	SB
Puckett, cf	.429	5	21	4	9	1	0	2	6	1	4	0
Knoblauch, 2b	.350	5	20	5	7	2	0	0	3	3	3	2
Mack, rf	.333	5	18	4	6	1	1	0	3	2	4	2
Pagliarulo, 3b-ph	.333	5	15	4	5	1	0	1	3	0	2	0
Davis, dh	.294	5	17	3	5	2	0	0	2	5	8	1
Harper, c	.278	5	18	1	5	2	0	0	1	0	2	0
Gladden, lf	.261	5	23	4	6	0	0	0	3	1	3	3
Gagne, ss	.235	5	17	1	4	0	0	0	1	1	5	0
Hrbek, 1b	.143	5	21	0	3	0	0	0	3	1	3	0
Leius, 3b	.000	3	4	0	0	0	0	0	0	1	1	0
Larkin, ph	.000	3	3	0	0	0	0	0	0	0	1	0
Ortiz, c	.000	3	3	0	0	0	0	0	0	0	0	0
Sorrento, ph	.000	1	1	0	0	0	0	0	0	0	1	0
Newman, 3b-ss	----	2	0	0	0	0	0	0	0	0	0	0
Brown, pr	----	1	0	1	0	0	0	0	0	0	0	0
Totals	.276	5	181	27	50	9	1	3	25	15	37	8

Pitchers:	W	L	ERA	G	GS	CG	SHO	SV	IP	H	R	ER	BB	SO
West	1	0	0.00	2	0	0	0	0	5.2	1	0	0	4	4
Willis	0	0	0.00	3	0	0	0	0	5.1	2	0	0	0	3
Aguilera	0	0	0.00	3	0	0	0	3	3.1	1	0	0	0	3
Guthrie	1	0	0.00	2	0	0	0	0	2.2	0	0	0	0	0
Bedrosian	0	0	0.00	2	0	0	0	0	1.1	3	2	0	2	2
Morris	2	0	4.05	2	2	0	0	0	13.1	17	6	6	1	7
Erickson	0	0	4.50	1	1	0	0	0	4.0	3	2	2	5	2
Tapani	0	1	7.84	2	2	0	0	0	10.1	16	9	9	3	9
Totals	4	1	3.33	5	5	0	0	3	46.0	43	19	17	15	30

TWINS' TITLE CLINCHING DATES

Year	Game	Date	Details
1965	157	September 26	Twins defeated Washington 2-1 at Washington
1969	153	September 22	Twins defeated Kansas City 4-3 at Kansas City
1970	154	September 22	Twins defeated Oakland 5-3 at Oakland
1987	157	September 28	Twins defeated Texas 5-3 at Texas
1991	155	September 29	Twins lost 2-1 at Toronto while Chicago lost 2-1 to Seattle
2002	150	September 15	Twins won 5-0 at Cleveland while Chicago lost 8-4 to New York
2003	157	September 23	Twins won 4-1 vs. Cleveland while Chicago and Kansas City lost
2004	150	September 20	Twins defeated Chicago 8-2 at Chicago
2006	162	October 1	Twins won 5-1 vs. Chicago while Detroit lost 10-8 to Kansas City
2009	163	October 6	Twins defeated Detroit 6-5 in 12 innings in Central Division Tiebreaker game
2010	151	September 21	Twins defeat Cleveland 6-4, 91st win of season, Gardenhire's 800th career win

RLCS (cont.)

GAME 1 Tuesday, October 8 at Minnesota

Toronto	0	0	0	1	0	3	0	0	0	—	4	9	2
Minnesota	2	2	1	0	0	0	0	0	x	—	5	11	0
WP —Morris. LP —Candiotti. Save —Aguilera. Candiotti, Wells (3), Timlin (6) and Borders. Morris, Willis (6), Aguilera (8) and Harper, Ortiz (8). T—3:17. A—54,766.													

GAME 2 Wednesday, October 9 at Minnesota

Toronto	1	0	2	0	0	0	2	0	0	—	5	9	0
Minnesota	0	0	1	0	0	1	0	0	0	—	2	5	1
WP —Guzman. LP —Tapani. Save —Ward. Guzman, Henke (6), Ward (8) and Borders. Tapani, Bedrosian (7), Guthrie (7) and Harper. T—3:02. A—54,816.													

GAME 3 Friday, October 11 at Toronto

Minnesota	0	0	0	0	1	1	0	0	0	1	—	3	7	0
Toronto	2	0	0	0	0	0	0	0	0	0	—	2	5	1
WP —Guthrie. LP —Timlin. Save —Aguilera. Erickson, West (5), Willis (7), Guthrie (9), Aguilera (10) and Ortiz, Harper (10). Key, Wells (7), Henke (8), Timlin (10) and Borders. HR—Carter, Pagliarulo. T—3:36. A—51,454.														

GAME 4 Saturday, October 12 at Toronto

Minnesota	0	0	0	4	0	2	1	1	1	—	9	13	0
Toronto	0	1	0	0	0	1	0	0	1	—	3	11	2
WP —Morris. LP —Stottlemyre. Morris, Bedrosian (9) and Harper. Stottlemyre, Wells (4), Acker (6), Timlin (7), MacDonald (9) and Borders. HR—Puckett. T—3:15. A—51,526.													

GAME 5 Sunday, October 13 at Toronto

Minnesota	1	1	0	0	0	3	0	3	0	—	8	14	2
Toronto	0	0	3	2	0	0	0	0	0	—	5	9	1
WP —West. LP —Ward. Save —Aguilera. Tapani, West (5), Willis (8), Aguilera (9) and Harper, Ortiz (9). Candiotti, Timlin (6), Ward (6), Wells (8) and Borders. HR—Puckett. T—3:29. A—51,425.													



1991 WORLD SERIES

Twins vs. Atlanta Braves

BRAVES:	AVG	G	AB	R	H	2B	3B	HR	RBI	BB	SO	SB
Lemke, 2b	.417	6	24	4	10	1	3	0	4	2	4	0
Belliard, ss	.375	7	16	0	6	1	0	0	4	1	2	0
Pendleton, 3b	.367	7	30	6	11	3	0	2	3	3	1	0
Gant, cf	.267	7	30	3	8	0	1	0	4	2	3	1
Justice, rf	.259	7	27	5	7	0	0	2	6	5	5	2
Treadway, 2b-ph	.250	3	4	1	1	0	0	0	0	1	2	0
Smith, dh-lf	.231	7	26	5	6	0	0	3	3	3	4	1
Olson, c	.222	7	27	3	6	2	0	0	1	5	4	1
Hunter, lf-1b	.190	7	21	2	4	1	0	1	3	0	2	0
Blauser, ss-ph	.167	5	6	0	1	0	0	0	0	1	1	0
Bream, 1b	.125	7	24	0	3	2	0	0	0	3	4	0
Avery, p	.000	2	3	0	0	0	0	0	0	0	2	0
Gregg, ph	.000	4	3	0	0	0	0	0	0	0	2	0
Glavine, p	.000	2	2	0	0	0	0	0	0	0	0	0
Mitchell, lf-pr	.000	3	2	0	0	0	0	0	0	0	1	0
Smoltz, p	.000	2	2	0	0	0	0	0	0	0	1	0
Cabrera, ph-c	.000	3	1	0	0	0	0	0	0	0	0	0
Clancy, p	.000	3	1	0	0	0	0	0	0	0	1	0
Leibrandt, p	.000	2	0	0	0	0	0	0	0	0	0	0
Mercker, p	.000	2	0	0	0	0	0	0	0	0	0	0
Pena, p	.000	3	0	0	0	0	0	0	0	0	0	0
St. Claire, p	.000	1	0	0	0	0	0	0	0	0	0	0
Stanton, p	.000	5	0	0	0	0	0	0	0	0	0	0
Willard, ph	.000	1	0	0	0	0	0	0	0	0	0	0
Wohlers, p	.000	3	0	0	0	0	0	0	0	0	0	0
Totals	.253	7	249	29	63	10	4	8	29	26	39	5

Pitchers:	W	L	ERA	G	GS	CG	SHO	SV	IP	H	R	ER	BB	SO
Stanton	0	0	0.00	5	0	0	0	0	7.1	5	0	0	2	7
Wohlers	0	0	0.00	3	0	0	0	0	1.2	2	0	0	2	1
Mercker	0	0	0.00	2	0	0	0	0	1.0	0	0	0	0	1
Smoltz	0	0	1.26	2	2	0	0	0	14.1	13	2	2	1	11
Glavine	1	1	2.70	2	2	1	0	0	13.1	8	6	4	7	8
Pena	0	1	3.38	3	0	0	0	0	5.1	6	2	2	3	7
Avery	0	0	3.46	2	2	0	0	0	13.0	10	6	5	1	8
Clancy	1	0	4.15	3	0	0	0	0	4.1	3	2	2	4	2
St. Claire	0	0	9.00	1	0	0	0	0	1.0	1	1	1	0	0
Leibrandt	0	2	11.25	2	1	0	0	0	4.0	8	5	5	1	3
Totals	3	4	2.89	7	7	1	0	0	65.1	56	24	21	21	48

1991 WORLD SERIES (cont.)

TWINS:	AVG	G	AB	R	H	2B	3B	HR	RBI	BB	SO	SB
Larkin ph	.500	4	4	0	2	0	0	0	1	0	0	0
Newman ph-3b-2b-pr	.500	4	2	0	1	0	1	0	1	0	0	0
Harper c-ph	.381	7	21	2	8	2	0	0	1	2	2	0
Leius 3b-ph-ss	.357	7	14	2	5	0	0	1	2	1	2	0
Knoblauch 2b	.308	7	26	3	8	1	0	0	2	4	2	4
Pagliarulo ph-3b	.273	6	11	1	3	0	0	1	2	1	2	0
Puckett cf	.250	7	24	4	6	0	1	2	4	5	7	1
Bush ph-rf	.250	3	4	0	1	0	0	0	0	0	1	0
Gladden lf	.233	7	30	5	7	2	2	0	0	3	4	2
Davis dh-ph-rf	.222	6	18	4	4	0	0	2	4	2	3	0
Ortiz c	.200	3	5	0	1	0	0	0	1	0	1	0
Gagne ss	.167	7	24	1	4	1	0	1	3	0	7	0
Mack rf	.130	6	23	0	3	1	0	0	1	0	7	0
Hrbek 1b	.115	7	26	2	3	1	0	1	2	2	6	0
Brown pr-rf-cf	.000	3	2	0	0	0	0	0	0	0	0	0
Morris p	.000	3	2	0	0	0	0	0	0	0	1	0
Sorrento ph-1b	.000	3	2	0	0	0	0	0	0	1	2	0
Aguilera p-ph	.000	4	1	0	0	0	0	0	0	0	0	0
Erickson p	.000	2	1	0	0	0	0	0	0	0	1	0
Tapani p	.000	2	1	0	0	0	0	0	0	0	0	0
Bedrosian p	.000	3	0	0	0	0	0	0	0	0	0	0
Guthrie p	.000	4	0	0	0	0	0	0	0	0	0	0
Leach p	.000	2	0	0	0	0	0	0	0	0	0	0
West p	.000	2	0	0	0	0	0	0	0	0	0	0
Willis p	.000	4	0	0	0	0	0	0	0	0	0	0
Totals	.232	7	241	24	56	8	4	8	24	21	48	7

Pitchers:	W	L	ERA	G	GS	CG	SHO	SV	IP	H	R	ER	BB	SO
Morris	2	0	1.17	3	3	1	1	0	23.0	18	3	3	9	15
Aguilera	1	1	1.80	4	0	0	0	2	5.0	6	1	1	1	3
Guthrie	0	1	2.25	4	0	0	0	0	4.0	3	1	1	4	3
Leach	0	0	3.86	2	0	0	0	0	2.1	2	1	1	0	2
Tapani	1	1	4.50	2	2	0	0	0	12.0	13	6	6	2	7
Erickson	0	0	5.06	2	2	0	0	0	10.2	10	7	6	4	5
Willis	0	0	5.14	4	0	0	0	0	7.0	6	4	4	2	2
Bedrosian	0	0	5.40	3	0	0	0	0	3.1	3	2	2	0	2
West	0	0	—	2	0	0	0	0	0.0	2	4	4	4	0
Totals	4	3	3.74	7	7	1	1	2	67.1	63	29	28	26	39

GAME 1 Saturday, October 19 at Minnesota

Atlanta	0	0	0	0	1	0	1	0	—	2	6	1
Minnesota	0	0	1	0	3	1	0	0	x	5	9	1
WP —Morris. LP —Leibrandt. Save —Aguilera.												
Leibrandt, Clancy (5), Wohlers (7), Stanton (8) and Olson.												
Morris, Guthrie (8), Aguilera (8) and Harper.												
HR—Gagne, Hrbek. T—3:00. A—55,108.												

GAME 2 Sunday, October 20 at Minnesota

Atlanta	0	1	0	0	1	0	0	0	—	2	8	1
Minnesota	2	0	0	0	0	0	1	x	—	3	4	1
WP —Tapani. LP —Glavin. Save —Aguilera.												
Glavin and Olson.												
Tapani, Aguilera (9) and Harper.												
HR—Davis, Leius. T—2:37. A—55,145.												

GAME 3 Tuesday, October 22 at Atlanta

Minnesota	1	0	0	0	0	1	2	0	0	0	—	4	10	1
Atlanta	0	1	0	1	2	0	0	0	0	0	1	—	5	8
WP —Clancy. LP —Aguilera.														
Erickson, West (5), Leach (5), Bedrosian (6), Willis (8), Guthrie (10), Aguilera (12) and Ortiz, Harper (8).														
Avery, Pena (8), Stanton (10), Wohlers (12), Mercker (12), Clancy (12) and Olson.														
HR—Justice, Smith, Puckett, Davis. T—4:04. A—50,878.														

GAME 4 Wednesday, October 23 at Atlanta

Minnesota	0	1	0	0	0	0	1	0	—	2	7	0
Atlanta	0	0	1	0	0	0	1	0	1	—	3	8
WP —Stanton. LP —Guthrie.												
Morris, Willis (7), Guthrie (8), Bedrosian (9) and Harper.												
Smoltz, Wohlers (8), Stanton (8) and Olson.												
HR—Pendleton, Pagliarulo. T—2:57. A—50,878.												

GAME 5 Thursday, October 24 at Atlanta

Minnesota	0	0	0	0	0	3	0	1	1	—	5	7	1
Atlanta	0	0	0	4	1	0	6	3	x	—	14	17	1
WP —Glavin. LP —Tapani.													
Tapani, Leach (5), West (7), Bedrosian (7), Willis (8) and Harper, Ortiz (8).													
Glavin, Mercker (6), Clancy (7), St. Claire (9) and Olson, Cabrera (9).													
HR—Justice, Smith, Hunter. T—2:59. A—50,878.													

GAME 6 Saturday, October 26 at Minnesota

Atlanta	0	0	0	0	2	0	1	0	0	0	—	3	9	1
Minnesota	2	0	0	1	0	1	0	0	0	0	1	—	4	9
WP —Aguilera. LP —Leibrandt.														
Avery, Stanton (7), Pena (9), Leibrandt (11) and Olson.														
Erickson, Guthrie (7), Willis (7), Aguilera (10) and Ortiz, Harper (7).														
HR—Pendleton, Puckett. T—3:36. A—55,155.														

GAME 7 Sunday, October 27 at Minnesota

Atlanta	0	0	0	0	0	0	0	0	0	0	—	0	7	0
Minnesota	0	0	0	0	0	0	0	0	0	0	1	—	1	10
WP —Morris. LP —Pena.														
Smoltz, Stanton (8), Pena (9) and Olson.														
Morris and Harper. T—3:23. A—55,118.														



2002 DIVISION SERIES

Twins vs. Oakland Athletics

ATHLETICS:	AVG	G	AB	R	H	2B	3B	HR	RBI	BB	SO	SB
Byrnes	.000	2	1	0	0	0	0	0	0	0	1	0
Chavez	.381	5	21	3	8	0	0	1	5	2	1	0
Durham	.333	5	21	7	7	3	0	2	2	2	4	1
Dye	.400	5	20	3	8	2	0	1	1	1	5	0
Ellis	.368	5	19	1	7	2	0	1	4	1	2	0
Hatteberg	.500	5	14	5	7	2	0	1	3	3	0	0
Hernandez	.059	5	17	0	1	0	0	0	0	0	4	0
Justice	.238	5	21	2	5	1	1	0	4	0	4	0
Long	.167	5	18	1	5	0	0	0	1	1	2	0
Mabry	.000	2	2	0	0	0	0	0	0	0	1	0
Myers	.000	2	1	0	0	0	0	0	0	0	1	0
Platt	.333	3	3	0	1	1	0	0	0	0	1	0
Saenz	.000	1	0	0	0	0	0	0	0	1	0	0
Tejada	.143	5	21	3	3	1	0	1	4	1	7	0
Velarde	.600	4	5	1	3	1	0	0	1	0	1	0
Totals	.288	5	184	26	53	13	1	8	25	12	34	1

Pitchers:	W	L	ERA	G	GS	CG	SHO	SV	IP	H	R	ER	BB	SO
Bowie	0	0	0.00	1	0	0	0	0	1.1	0	0	0	0	3
Bradford	0	0	0.00	2	0	0	0	0	3.0	1	0	0	0	1
Hudson	0	1	6.23	2	2	0	0	0	8.2	13	11	6	4	8
Koch	0	0	9.00	3	0	0	0	1	3.0	5	3	3	2	3
Lidle	0	0	9.00	1	0	0	0	0	1.0	2	1	1	0	0
Lilly	0	1	13.50	2	0	0	0	0	4.0	10	6	6	1	3
Mecir	0	0	0.00	1	0	0	0	0	1.0	0	0	0	0	2
Mulder	1	1	2.08	2	2	0	0	0	13.0	14	3	3	3	12
Rincon	0	0	0.00	2	0	0	0	0	3.0	2	0	0	0	2
Zito	1	0	4.50	1	1	0	0	0	6.0	5	3	3	4	8
Totals	2	3	4.09	5	5	0	0	1	44.0	52	27	22	14	42

TWINS:	AVG	G	AB	R	H	2B	3B	HR	RBI	BB	SO	SB
Cuddyer	.385	5	13	1	5	1	0	0	1	3	3	0
Guzman	.286	5	21	5	6	2	0	1	2	2	4	2
Hocking	.500	3	6	0	3	1	0	0	1	0	1	0
Hunter	.300	5	20	4	6	4	0	0	2	1	4	0
Jones	.250	5	20	3	5	3	0	0	1	1	8	0
Kielty	.000	3	4	0	0	0	0	0	0	0	1	0
Koskie	.143	5	21	3	3	0	1	1	5	2	6	0
Lecroy	.444	3	9	1	4	0	0	0	1	0	3	0
Mientkiewicz	.250	5	20	3	5	0	0	2	4	1	1	0
Mohr	1.000	4	2	1	2	1	0	0	0	1	0	0
Ortiz	.231	4	13	0	3	2	0	0	2	0	5	0
Pierzynski	.438	5	16	4	7	0	1	1	4	2	2	0
Prince	.000	1	2	0	0	0	0	0	0	0	2	0
Rivas	.250	4	12	2	3	1	0	0	0	1	2	0
Totals	.291	5	179	27	52	15	2	5	23	14	42	2

Pitchers:	W	L	ERA	G	GS	CG	SHO	SV	IP	H	R	ER	BB	SO
Fiore	0	0	20.25	1	0	0	0	0	1.1	4	3	3	2	0
Guardado	0	0	13.50	2	0	0	0	1	2.0	5	3	3	1	1
Hawkins	0	0	0.00	3	0	0	0	0	2.1	0	0	0	0	5
Jackson	0	0	0.00	1	0	0	0	0	0.2	1	0	0	0	0
Lohse	0	0	0.00	2	0	0	0	0	4.0	2	0	0	0	5
Mays	0	1	14.73	1	1	0	0	0	3.2	9	6	6	2	1
Milton	1	0	2.57	1	1	0	0	0	7.0	6	2	2	1	3
Radke	2	0	1.54	2	2	0	0	0	11.2	14	6	2	1	7
Reed	0	1	7.20	1	1	0	0	0	5.0	6	4	4	2	8
Romero	0	0	0.00	3	0	0	0	0	3.1	3	0	0	1	2
Santana	0	0	6.00	2	0	0	0	0	3.0	3	2	2	2	2
Totals	3	2	4.50	5	5	0	0	1	44.0	53	26	22	12	34

2002 DIVISION SERIES (cont.)

GAME 1 Tuesday, October 1 at Oakland

Minnesota	0	1	2	0	0	3	1	0	0	—	7	13	3
Oakland	3	2	0	0	0	0	0	0	0	—	5	12	0
WP —Radke. LP —Lilly. Save —Guardado.													
Radke, Santana (6), Romero (7), Guardado (9) and Pierzynski.													
Hudson, Lilly (6), Lidle (7), Rincon(8), Mecer (9) and Hernandez.													
HR —Koskie, Mientkiewicz. T—3:44. A—34,853.													

GAME 2 Wednesday, October 2 at Oakland

Minnesota	0	0	0	0	0	1	0	0	0	—	1	7	0
Oakland	3	0	0	5	1	0	0	0	x	—	9	14	0
WP —Mulder. LP —Mays.													
Mays, Fiore (4), Lohse (6), Hawkins (9) and Pierzynski, Prince (6).													
Mulder, Bradford (7), Koch (9) and Hernandez.													
HR—Chavez, Guzman. T—3:04. A—31,953.													

GAME 3 Friday, October 4 at Minnesota

Oakland	2	0	0	1	0	1	2	0	0	—	6	9	1
Minnesota	0	0	0	1	2	0	0	0	0	—	3	8	0
WP —Zito. LP —Reed. Save —Koch.													
Zito, Rincon (7), Koch (9) and Hernandez.													
Reed, Santana (6), Jackson (7), Romero (8), Hawkins (9) and Pierzynski.													
HR—Durham, Hatteberg, Long, Dye. T—3:26. A—55,932.													

GAME 4 Saturday, October 5 at Minnesota

Oakland	0	0	2	0	0	0	0	0	0	—	2	7	2
Minnesota	0	0	2	7	0	0	2	0	x	—	11	12	2
WP —Milton. LP —Hudson.													
Hudson, Lilly (4), Bowie (7) and Hernandez, Myers (8).													
Milton, Lohse (8) and Pierzynski.													
HR—Tejada, Mientkiewicz. T—3:20. A—55,960.													

GAME 5 Sunday, October 6 at Oakland

Minnesota	0	1	1	0	0	0	0	0	3	—	5	12	0
Oakland	0	0	1	0	0	0	0	0	3	—	4	11	0
WP —Radke. LP —Mulder.													
Radke, Romero (5), Hawkins (8), Guardado (9) and Pierzynski.													
Mulder, Bradford (6), Koch (6) and Hernandez, Myers (9).													
HR—Durham, Ellis, Pierzynski. T—3:23. A—32,146.													

2002 ALCS

Twins vs. Anaheim Angels

ANGELS:	AVG	G	AB	R	H	2B	3B	HR	RBI	BB	SO	SB		
Anderson	.250	5	20	3	5	1	0	1	3	1	0	0		
Eckstein	.286	5	21	1	6	0	0	0	2	0	2	0		
Erstad	.364	5	22	4	8	0	0	1	2	0	3	1		
Figgins	1.000	3	1	2	1	0	0	0	0	0	0	0		
Fullmer	.333	4	12	2	4	2	0	1	4	0	2	0		
Gil	.000	1	2	0	0	0	0	0	0	0	1	0		
Glaus	.316	5	19	4	6	0	1	1	2	2	5	0		
Kennedy	.357	4	14	5	5	0	0	3	5	0	2	1		
Molina	.214	5	14	0	3	0	1	0	2	1	2	0		
Molina	.000	3	1	0	0	0	0	0	0	0	0	0		
Ochoa	.000	4	4	2	0	0	0	0	0	0	3	0		
Palmeiro	.000	2	2	0	0	0	0	0	0	0	1	0		
Salmon	.214	5	14	0	3	0	0	0	0	3	1	0		
Spiezio	.353	5	17	5	6	2	0	1	5	2	1	1		
Wooten	.250	3	8	1	2	0	0	0	1	0	3	0		
Totals	.287	5	171	29	49	5	2	8	26	9	26	3		
Pitchers:	W	L	ERA	G	GS	CG	SHO	SV	IP	H	R	ER	BB	SO
Appler	0	1	3.48	2	2	0	0	0	10.1	10	4	4	4	3
Donnelly	0	0	8.10	3	0	0	0	0	3.1	3	3	3	0	5
Lackey	1	0	0.00	1	1	0	0	0	7.0	3	0	0	0	7
Ortiz	1	0	5.06	1	1	0	0	0	5.1	10	3	3	1	3
Percival	0	0	0.00	3	0	0	0	2	3.1	0	0	0	0	3
Rodriguez	2	0	0.00	4	0	0	0	0	4.1	2	0	0	2	7
Schoeneweis	0	0	0.00	1	0	0	0	0	0.2	0	0	0	0	0
Washburn	0	0	1.29	1	1	0	0	0	7.0	6	1	1	0	7
Weber	0	0	3.38	3	0	0	0	0	2.2	3	1	1	0	3
Totals	4	1	2.45	5	5	0	0	2	44.0	37	12	12	7	38

2002 ALCS (cont.)

TWINS:	AVG	G	AB	R	H	2B	3B	HR	RBI	BB	SO	SB		
Cuddyer	.200	3	5	0	1	0	0	0	0	1	1	0		
Guzman	.167	5	18	1	3	1	0	0	0	0	3	0		
Hunter	.167	5	18	2	3	2	0	0	0	1	3	0		
Jones	.100	5	20	0	2	1	0	0	2	0	4	0		
Kielty	.000	4	3	0	0	0	0	0	1	1	2	0		
Koskie	.278	5	18	3	5	2	0	0	2	2	8	0		
Lamb	.000	2	0	0	0	0	0	0	0	0	0	0		
Lecroy	.333	1	3	0	1	0	0	0	0	0	1	0		
Mientkiewicz	.278	5	18	1	5	1	0	0	2	1	2	0		
Mohr	.417	5	12	3	5	1	0	0	0	0	4	1		
Ortiz	.313	5	16	0	5	1	0	0	2	0	5	0		
Pierzynski	.250	5	16	1	4	0	0	0	2	0	2	0		
Prince	.000	1	1	0	0	0	0	0	0	0	0	0		
Rivas	.250	5	12	1	3	0	0	0	0	1	3	0		
Totals	.231	5	160	12	37	9	0	0	11	7	38	1		
Pitchers:	W	L	ERA	G	GS	CG	SHO	SV	IP	H	R	ER	BB	SO
Guardado	0	0	0.00	1	0	0	0	1	1.0	0	0	0	1	2
Hawkins	0	0	20.25	4	0	0	0	0	1.1	4	3	3	1	1
Jackson	0	0	27.00	3	0	0	0	0	1.0	5	3	3	2	2
Lohse	0	0	0.00	1	0	0	0	0	1.0	0	0	0	0	1
Mays	1	0	2.03	2	2	0	0	0	13.1	12	4	3	0	3
Milton	0	0	1.50	1	1	0	0	0	6.0	5	1	1	2	4
Radke	0	1	2.70	1	1	0	0	0	6.2	5	2	2	1	4
Reed	0	1	10.13	1	1	0	0	0	5.1	8	6	6	0	0
Romero	0	1	22.50	4	0	0	0	0	2.0	4	5	5	2	3
Santana	0	1	10.80	4	0	0	0	0	3.1	4	4	4	0	4
Wells	0	0	9.00	2	0	0	0	0	1.0	2	1	1	0	2
Totals	1	4	6.00	5	5	0	0	1	42.0	49	29	28	9	26

GAME 1 Tuesday, October 8 at Minnesota

Anaheim	0	0	1	0	0	0	0	0	—	1	4	0
Minnesota	0	1	0	0	1	0	0	0	x	2	5	1
WP —Mays. LP —Appier. Save —Guardado.												
Appier, Donnelly (6), Schoenweis (7), Weber (8) and B. Molina, J. Molina (8).												
Mays, Guardado (9) and Pierzynski.												
T—2:58. A—55,562.												

GAME 2 Wednesday, October 9 at Minnesota

Anaheim	1	3	0	0	0	2	0	0	0	—	6	10	0
Minnesota	0	0	0	0	0	3	0	0	0	—	3	11	1
WP —Ortiz. LP —Reed. Save —Percival.													
Ortiz, Donnelly (6), Rodriguez (7), Percival (8) and B. Molina.													
Reed, Santana (6), Romero (7), Hawkins (7), Jackson (9) and Pierzynski.													
HR—Erstad, Fullmer. T—3:13. A—55,990.													

GAME 3 Friday, October 11 at Anaheim

Minnesota	0	0	0	0	0	0	1	0	0	—	1	6	0
Anaheim	0	1	0	0	0	0	0	1	x	—	2	7	0
WP —Rodríguez. LP —Romero. Save —Percival.													
Milton, Hawkins (7), Santana (7), Jackson (7), Romero (7) and Pierzynski.													
Washburn, Rodríguez (8), Percival (9) and B. Molina, J. Molina (8).													
HR—Anderson, Glaus. T—3:13. A—44,234.													

GAME 4 Saturday, October 12 at Anaheim

Minnesota	0	0	0	0	0	0	0	1	—	1	6	2
Anaheim	0	0	0	0	0	0	2	5	x	—	7	10
WP —Lackey. LP —Radke.												
Radke, Santana (7), Hawkins (8), Romero (8), Jackson (8), Wells (8) and Pierzynski.												
Lackey, Rodriguez (8), Weber (9) and B. Molina.												
T—2:49. A—44,830.												

GAME 5 Sunday, October 13 at Anaheim

Minnesota	1	1	0	0	0	0	3	0	0	—	5	9	0
Anaheim	0	0	1	0	2	0	10	0	x	—	13	18	0
WP —Rodriguez. LP —Santana.													
Mays, Santana (6), Hawkins (7), Romero (7), Wells (7), Lohse (8) and Pierzynski, Prince (8).													
Appier, Donnelly (6), Rodriguez (7), Weber (8), Percival (9) and B. Molina, J. Molina (8).													
HR—Kennedy (3), Spiezo. T—3:30. A—44,835.													

2003 DIVISION SERIES

Twins vs. New York Yankees

YANKEES:	AVG	G	AB	R	H	2B	3B	HR	RBI	BB	SO	SB
Boone	.200	4	15	1	3	1	0	0	0	0	3	1
Dellucci	.000	1	0	0	0	0	0	0	0	0	0	0
Giambi	.250	4	16	1	4	2	0	0	2	2	5	0
Jeter	.429	4	14	2	6	0	0	1	1	4	2	1
Johnson	.077	4	13	2	1	1	0	0	2	3	2	0
Matsui	.267	4	15	2	4	1	0	1	3	2	3	0
Posada	.176	4	17	1	3	1	0	0	0	0	6	0
Rivera	.333	4	12	2	4	0	0	0	0	1	0	0
Sierra	.000	1	2	0	0	0	0	0	0	0	0	0
Soriano	.368	4	19	2	7	1	0	0	4	0	6	2
Williams	.400	4	15	3	6	2	0	0	3	2	2	0
Totals	.275	4	138	16	38	9	0	2	15	14	29	4

Pitchers:	W	L	ERA	G	GS	CG	SHO	SV	IP	H	R	ER	BB	SO
Clemens	1	0	1.29	1	1	0	0	0	7.0	5	1	1	1	6
Heredia	0	0	0.00	1	0	0	0	0	2.0	1	0	0	1	1
Mussina	0	1	3.86	1	1	0	0	0	7.0	7	3	3	3	6
Nelson	0	0	0.00	1	0	0	0	0	0.0	0	0	0	1	0
Pettitte	1	0	1.29	1	1	0	0	0	7.0	4	1	1	3	10
Rivera	0	0	0.00	2	0	0	0	2	4.0	0	0	0	0	4
Wells	1	0	1.17	1	1	0	0	0	7.2	8	1	1	0	5
White	0	0	0.00	1	0	0	0	0	1.1	1	0	0	0	1
Totals	3	1	1.50	4	4	0	0	2	36.0	26	6	6	9	33

TWINS:	AVG	G	AB	R	H	2B	3B	HR	RBI	BB	SO	SB
Cuddyer	.250	1	4	0	1	0	0	0	1	0	3	0
Ford	.000	1	1	0	0	0	0	0	0	0	1	0
Gomez	.000	1	0	0	0	0	0	0	0	0	0	0
Guzman	.154	4	13	1	2	0	0	0	0	1	2	0
Hocking	.000	1	0	0	0	0	0	0	0	0	0	0
Hunter	.429	4	14	3	6	0	1	1	2	2	2	0
Jones	.125	4	16	0	2	0	0	0	0	0	5	0
Koskie	.200	4	15	0	3	1	0	0	0	0	5	0
Lecroy	.091	3	11	1	1	0	0	0	0	1	4	0
Mientkiewicz	.133	4	15	0	2	0	0	0	0	1	2	0
Pierzynski	.231	4	13	1	3	0	0	1	1	2	0	0
Rivas	.000	4	13	0	0	0	0	0	1	0	4	0
Ryan	.000	1	1	0	0	0	0	0	0	0	1	0
Stewart	.400	4	15	0	6	2	0	0	0	2	4	1
Totals	.198	4	131	6	26	3	1	2	5	9	33	1

Pitchers:	W	L	ERA	G	GS	CG	SHO	SV	IP	H	R	ER	BB	SO
Guardado	0	0	9.00	2	0	0	0	1	2.0	5	2	2	0	2
Hawkins	1	0	6.00	3	0	0	0	0	3.0	5	3	2	0	5
Lohse	0	1	5.40	1	1	0	0	0	5.0	6	3	3	2	5
Milton	0	0	0.00	1	0	0	0	0	3.1	2	0	0	0	2
Radke	0	1	2.84	1	1	0	0	0	6.1	5	2	2	2	4
Reed	0	0	0.00	1	0	0	0	0	0.2	1	0	0	0	0
Rincon	0	0	0.00	3	0	0	0	0	2.1	1	0	0	4	1
Rogers	0	0	0.00	1	0	0	0	0	1.1	1	0	0	1	3
Romero	0	0	0.00	3	0	0	0	0	3.1	3	0	0	2	1
Santana	0	1	7.04	2	2	0	0	0	7.2	9	6	6	3	6
Totals	1	3	3.86	4	4	0	0	1	35.0	38	16	15	14	29

GAME 1 Tuesday, September 30 at New York

Minnesota	0	0	1	0	0	2	0	0	0	—	3	8	0
New York	0	0	0	0	0	0	0	1	—	1	9	1	
WP —Hawkins. LP —Mussina. Save—Guardado.													
Santana, Reed (5), Romero (5), Hawkins (7), Guardado (9) and Pierzynski.													
Mussina, Nelson (8), Heredia (8) and Posada.													
T—3:18. A—56,292.													

GAME 2 Thursday, October 2 at New York

Minnesota	0	0	0	0	1	0	0	0	—	1	4	1
New York	1	0	0	0	0	0	3	0	x	—	4	8
WP—Pettitte. LP—Radke. Save—Rivera.												
Radke, Hawkins (7), Romero (7), Rincon (8) and Pierzynski.												
Pettitte, Rivera (8) and Posada.												
HR—Hunter. T—3:07. A—56,479.												

GAME 3 Saturday, October 4 at Minnesota

New York	0	2	1	0	0	0	0	0	—	3	8	1
Minnesota	0	0	1	0	0	0	0	0	—	1	5	0
WP—Clemens. LP—Lohse. Save—Rivera.												
Clemens, Rivera (8) and Posada.												
Lohse, Rogers (6), Romero (7), Rincon (8) and Pierzynski.												
HR—Matsui, Pierzynski. T—3:02. A—55,915.												

GAME 4 Sunday, October 5 at Minnesota

New York	0	0	0	6	0	0	0	1	—	8	13	0
Minnesota	0	0	0	1	0	0	0	0	—	1	9	1
WP—Wells. LP—Santana.												
Wells, White (8) and Posada.												
Santana, Rincon (4), Milton (4), Hawkins (8), Guardado (9) and Pierzynski.												
HR—Jeter. T—2:49. A—55,875.												

2004 DIVISION SERIES

Twins vs. New York Yankees

YANKEES:	AVG	G	AB	R	H	2B	3B	HR	RBI	BB	SO	SB
Cairo	.214	4	14	3	3	1	0	0	1	2	5	0
Clark	.000	1	1	0	0	0	0	0	0	0	1	0
Crosby	.000	2	0	0	0	0	0	0	0	0	0	0
Jeter	.316	4	19	3	6	1	0	1	4	1	4	1
Lofton	.250	1	4	0	1	0	0	0	1	0	1	0
Matsui	.412	4	17	3	7	1	0	1	3	3	4	0
Olerud	.214	4	14	2	3	2	0	0	0	1	2	0
Posada	.222	4	18	2	4	0	0	0	0	0	6	0
Rodriguez	.421	4	19	3	8	3	0	1	3	2	1	2
Sheffield	.222	4	18	2	4	1	0	1	2	3	1	0
Sierra	.167	3	12	1	2	0	0	1	3	2	3	1
Williams	.278	4	18	2	5	1	0	1	3	1	2	0
Totals	.279	4	154	21	43	10	0	6	20	15	30	4

Pitchers:	W	L	ERA	G	GS	CG	SHO	SV	IP	H	R	ER	BB	SO
Brown	1	0	1.50	1	1	0	0	0	6.0	8	1	1	0	1
Gordon	0	0	4.91	3	0	0	0	0	3.2	2	2	2	0	3
Heredia	0	0	54.00	1	0	0	0	0	0.1	0	2	2	0	0
Lieber	0	0	4.05	1	1	0	0	0	6.2	7	3	3	1	4
Loaiza	0	0	0.00	1	0	0	0	0	2.0	4	0	0	0	0
Mussina	0	1	2.57	1	1	0	0	0	7.0	7	2	2	1	7
Quantrill	1	0	0.00	2	0	0	0	0	2.0	2	0	0	0	1
Rivera	1	0	0.00	4	0	0	0	0	5.2	2	0	0	0	2
Sturtze	0	0	6.75	2	0	0	0	0	2.2	4	2	2	3	4
Vazquez	0	0	9.00	1	1	0	0	0	5.0	7	5	5	2	6
Totals	3	1	3.73	4	4	0	0	0	41.0	43	17	17	7	28

TWINS:	AVG	G	AB	R	H	2B	3B	HR	RBI	BB	SO	SB
Blanco	.250	4	8	1	2	0	0	1	2	0	2	0
Borders	.000	2	2	0	0	0	0	0	0	0	1	0
Cuddyer	.467	4	15	1	7	0	0	0	2	0	3	0
Ford	.273	3	11	1	3	1	0	0	2	0	2	1
Guzman	.333	4	15	2	5	0	0	0	0	2	3	1
Hunter	.353	4	17	5	6	1	0	1	2	1	1	2
Jones	.300	4	20	3	6	1	0	2	2	0	6	0
Koskie	.308	4	13	2	4	1	0	0	2	3	2	0
Kubel	.143	2	7	0	1	1	0	0	0	0	2	0
LeCroy	.333	3	3	0	1	0	0	0	0	1	1	0
Morneau	.235	4	17	1	4	2	0	0	2	0	3	0
Offerman	.000	3	3	0	0	0	0	0	1	0	0	0
Rivas	.000	3	1	0	0	0	0	0	0	0	0	0
Stewart	.200	4	20	1	4	0	0	0	2	0	2	0
Totals	.283	4	152	17	43	7	0	4	17	7	28	4

Pitchers:	W	L	ERA	G	GS	CG	SHO	SV	IP	H	R	ER	BB	SO
Balfour	0	0	0.00	2	0	0	0	0	2.2	0	0	0	0	2
Crain	0	0	0.00	1	0	0	0	0	0.1	1	0	0	0	0
Lohse	0	1	4.50	1	0	0	0	0	2.0	1	1	1	0	3
Mulholland	0	0	3.00	1	0	0	0	0	3.0	3	1	1	0	0
Nathan	0	1	3.60	3	0	0	0	1	5.0	2	2	2	5	6
Radke	0	0	7.11	1	1	0	0	0	6.1	8	5	5	3	0
Rincon	0	0	10.80	3	0	0	0	0	3.1	4	4	4	2	5
Romero	0	0	9.00	2	0	0	0	0	1.0	0	1	1	1	1
Santana	1	0	0.75	2	2	0	0	0	12.0	14	1	1	4	12
Silva	0	1	10.80	1	1	0	0	0	5.0	10	6	6	0	1
Totals	1	3	4.65	4	4	0	1	1	40.2	43	21	21	15	30

GAME 1 Tuesday, October 5 at New York

Minnesota	0	0	1	0	0	1	0	0	0	—	2	7	0
New York	0	0	0	0	0	0	0	0	0	0	0	9	0
WP—Santana. LP—Mussina. Save—Nathan.													
Santana, Rincon (8), Nathan (9) and Blanco.													
Mussina, Gordon (8), Rivera (9) and Posada.													
HR—Jones. T—2:53. A—55,749.													

GAME 2 Wednesday, October 6 at New York

Minnesota	1	2	0	0	0	0	2	0	0	1	—	6	12	0
New York	1	0	2	0	1	0	1	0	0	0	2	—	7	9
WP—Quantrill. LP—Nathan.														
Radke, Balfour (7), Rincon (8), Nathan (10), Romero (12) and Blanco, Borders (7).														
Lieber, Gordon (7), Rivera (8), Sturtze (10), Quantrill (12) and Posada.														
HR—Jeter, Sheffield, Rodriguez, Hunter. T—4:19. A—56,354.														

GAME 3 Friday, October 8 at Minnesota

New York	0	3	0	0	0	4	1	0	0	—	8	14	1
Minnesota	1	0	0	0	0	0	0	0	3	—	4	12	1
WP—Brown. LP—Silva.													
Brown, Quantrill (7), Heredia (8), Sturtze (9), Rivera (9) and Posada.													
Silva, Romero (8), Crain (6), Mulholland (7) and Blanco, LeCroy (8).													
HR—Jones, Williams, Matsui. T—3:02. A—54,803.													

GAME 4 Saturday, October 9 at Minnesota

New York	0	0	1	0	0	0	4	0	0	1	—	6	11	0
Minnesota	1	0	0	1	3	0	0	0	0	0	—	5	12	1
WP—Rivera. LP—Lohse.														
Vazquez, Loaiza (6), Gordon (8), Rivera (10) and Posada.														
Santana, Balfour (4), Rincon (4), Nathan (8), Lohse (9) and Blanco, Borders (9).														
HR—Blanco, Sierra. T—4:16. A—52,498.														

2006 DIVISION SERIES

Twins vs. Oakland Athletics

ATHLETICS:	AVG	G	AB	R	H	2B	3B	HR	RBI	BB	SO	SB
Bocachica	.000	0	0	0	0	0	0	0	0	0	0	0
Bradley	.077	3	13	1	1	0	0	1	2	0	1	0
Chavez	.200	3	10	2	2	1	0	1	1	2	4	0
Ellis	.286	2	7	0	2	0	0	0	0	0	2	0
Jimenez	.000	2	4	0	0	0	0	0	0	0	1	0
Johnson	.000	0	0	0	0	0	0	0	0	0	0	0
Kendall	.214	3	14	1	3	1	0	0	1	0	4	0
Kielty	.000	0	0	0	0	0	0	0	0	0	0	0
Kotsay	.143	3	14	2	2	0	0	1	2	0	2	0
Melhusa	.000	0	0	0	0	0	0	0	0	0	0	0
Payton	.333	3	12	3	4	0	0	0	0	0	1	0
Scutaro	.333	3	12	1	4	4	0	0	6	0	1	0
Swisher	.300	3	10	3	3	2	0	0	1	2	2	0
Thomas	.500	3	10	3	5	1	0	5	2	2	1	0
Totals	.245	3	106	16	26	9	0	5	15	6	19	0

Pitchers:	W	L	ERA	G	GS	CG	SHO	SV	IP	H	R	ER	BB	SO
Blanton	0	0	0.00	0	0	0	0	0	0.0	0	0	0	0	0
Calero	1	0	0.00	1	0	0	0	0	1.0	0	0	0	1	1
Duchscherer	0	0	2.25	2	0	0	0	0	4.0	1	1	1	0	4
Gaudin	0	0	0.00	0	0	0	0	0	0.0	0	0	0	0	0
Harden	0	0	0.00	0	0	0	0	0	0.0	0	0	0	0	0
Haren	1	0	3.00	1	1	0	0	0	6.0	9	2	2	1	2
Kennedy	0	0	0.00	0	0	0	0	0	0.0	0	0	0	0	0
Loaiza	0	0	3.60	1	1	0	0	0	5.0	8	2	2	0	2
Saarloos	0	0	0.00	0	0	0	0	0	0.0	0	0	0	0	0
Street	0	0	3.00	3	0	0	0	2	3.0	4	1	1	1	1
Zito	1	0	1.13	1	1	0	0	0	8.0	4	1	1	3	1
Totals	3	0	2.33	3	3	0	0	2	27.0	26	7	7	6	11

TWINS:	AVG	G	AB	R	H	2B	3B	HR	RBI	BB	SO	SB
Bartlett	.273	3	11	0	3	1	0	0	0	0	2	0
Castillo	.273	3	11	0	3	0	0	0	0	3	3	0
Cuddyer	.250	3	12	2	3	0	1	1	1	0	2	0
Ford	.000	1	0	0	0	0	0	0	0	0	0	0
Hunter	.273	3	11	1	3	1	0	1	2	0	1	0
Kubel	.000	0	0	0	0	0	0	0	0	0	0	0
Mauer	.182	3	11	0	2	0	0	0	0	1	0	0
Morneau	.417	3	12	3	5	1	0	2	2	0	0	0
Nevin	.000	1	3	0	0	0	0	0	0	0	0	0
Punto	.167	3	12	0	2	0	0	0	0	0	1	0
Redmond	.000	0	0	0	0	0	0	0	0	0	0	0
Rodriguez	.000	0	0	0	0	0	0	0	0	0	0	0
Tyner	.000	2	6	0	0	0	0	0	0	2	2	1
White	.417	3	12	1	5	1	0	1	2	0	0	0
Totals	.257	3	101	7	26	4	1	5	7	6	11	1

Pitchers:	W	L	ERA	G	GS	CG	SHO	SV	IP	H	R	ER	BB	SO
Bonser	0	0	3.00	1	1	0	0	0	6.0	7	2	2	1	3
Crain	0	0	9.00	2	0	0	0	0	1.0	3	3	1	1	1
Guerrier	0	0	0.00	1	0	0	0	0	1.0	0	0	0	0	0
Nathan	0	0	0.00	1	0	0	0	0	0.2	1	0	0	0	1
Neshek	0	1	9.00	2	0	0	0	0	1.0	1	1	1	0	1
Perkins	0	0	0.00	1	0	0	0	0	0.1	2	0	0	0	0
Radke	0	1	6.75	1	1	0	0	0	4.0	5	4	3	1	2
Reyes	0	0	9.00	2	0	0	0	0	1.0	1	3	1	2	0
Rincon	0	0	3.00	2	0	0	0	0	3.0	1	1	1	0	3
Santana	0	1	2.25	1	1	0	0	0	8.0	5	2	2	1	8
Silva	0	0	0.00	0	0	0	0	0	0.0	0	0	0	0	0
Totals	0	3	3.81	3	3	0	0	0	26.0	26	1	6	1	19

GAME 1 Tuesday, October 3 at Minnesota

Oakland	0	2	0	0	0	0	0	1	—	3	7	0
Minnesota	0	0	0	0	0	0	1	0	1	—	2	5
WP	—Zito. LP —Santana. Save —Street.											
Zito, Street (9) and Kendall.												
Santana, Crain (9), Neshek (9) and Mauer.												
HR—Thomas (2). White. T—2:19. A—55,542.												

GAME 2 Wednesday, October 4 at Minnesota

Oakland	0	0	0	0	2	0	2	0	1	—	5	11	0
Minnesota	0	0	0	0	0	2	0	0	0	—	2	9	0
WP	—Calero. LP —Neshek. Save —Street.												
Loaiza, Calero (6), Duchscherer (7), Street (9) and Kendall													
Bonsar, Neshek (7), Reyes (7), Rincon (8), Nathan (9) and Mauer.													
HR —Kotsay, Morneau, Cuddyer. T—3:02. A—55,710.													

GAME 3 Friday, October 6 at Oakland

Minnesota	0	0	0	1	0	1	0	—	3	12	3
Oakland	0	2	2	0	0	0	4	0	x	—	8
WP — Haren. LP — Radke.											
Radke, Perkins (5), Rincon (5), Reyes (7), Crain (7), Guerrier and Mauer.											
Haren, Duchscherer (7), Street (9) and Kendall.											
HR — Hunter, Morneau, Chavez, Bradley. T—2:55. A—35,694.											

2009 DIVISION SERIES

Twins vs. New York Yankees

YANKEES:	AVG	G	AB	R	H	2B	3B	HR	RBI	BB	SO	SB
Cabrera	.167	3	12	1	2	0	0	0	0	0	5	0
Cano	.167	3	12	1	2	0	0	0	1	0	1	0
Cervelli	.000	1	0	0	0	0	0	0	0	0	0	0
Damon	.083	3	12	0	1	0	0	0	0	1	4	0
Gardner	.000	1	0	0	0	0	0	0	0	0	0	1
Hairston	.000	1	0	0	0	0	0	0	0	0	0	0
Jeter	.400	3	10	4	4	2	0	1	2	3	0	0
Matsui	.222	3	9	1	2	0	0	1	2	3	3	0
Molina	.000	1	1	0	0	0	0	0	0	0	0	0
Posada	.365	3	11	1	4	0	0	1	2	0	2	0
Rodriguez	.455	3	11	4	5	0	0	2	6	1	2	0
Swisher	.083	3	12	0	1	1	0	0	1	0	4	0
Teixeira	.167	3	12	3	2	0	0	1	1	1	1	0
Totals	.225	3	102	15	23	3	0	6	15	9	22	1

Pitchers:	W	L	ERA	G	GS	CG	SHO	SV	IP	H	R	ER	BB	SO
Aceves	0	0	0.00	1	0	0	0	0	1.0	1	0	0	1	1
Burnett	0	0	1.50	1	1	0	0	0	6.0	3	1	1	5	6
Chamberlain	0	0	0.00	3	0	0	0	0	1.2	2	0	0	0	1
Coke	0	0	0.00	2	0	0	0	0	0.2	0	0	0	0	1
Hughes	0	0	9.00	3	0	0	0	0	2.0	5	2	2	1	3
Marte	0	0	0.00	1	0	0	0	0	0.0	2	0	0	0	0
Pettitte	1	0	1.42	1	1	0	0	0	6.1	3	1	1	1	7
Rivera	0	0	0.00	3	0	0	0	1	3.2	4	0	0	1	7
Robertson	1	0	0.00	1	0	0	0	0	1.0	1	0	0	0	0
Sabathia	1	0	1.35	1	1	0	0	0	6.2	8	2	1	0	8
Totals	3	0	1.55	3	3	0	0	0	29.0	29	6	5	9	34

TWINS:	AVG	G	AB	R	H	2B	3B	HR	RBI	BB	SO	SB
Cabrera	.154	3	13	1	2	0	0	0	0	2	3	1
Cuddyer	.429	3	14	0	6	0	0	0	1	0	2	0
Gomez	.000	1	4	1	0	0	0	0	0	1	2	0
Harris	.250	3	12	1	3	0	0	1	0	1	3	0
Kubel	.071	3	14	0	1	0	0	0	0	0	9	0
Mauer	.417	3	12	1	5	1	0	0	1	2	4	0
Morales	.000	1	3	0	0	0	0	0	0	0	2	0
Punto	.444	3	9	0	4	1	0	0	1	3	1	0
Span	.400	3	15	1	6	1	0	0	1	0	2	1
Tolbert	.200	2	5	0	1	0	0	0	0	0	1	0
Young	.083	3	12	1	1	1	0	0	0	1	5	1
Totals	.257	3	113	6	29	4	1	0	5	9	34	3

Pitchers:	W	L	ERA	G	GS	CG	SHO	SV	IP	H	R	ER	BB	SO
Blackburn	0	0	1.59	1	1	0	0	0	5.2	3	1	1	2	3
Duensing	0	1	9.64	1	1	0	0	0	4.2	7	5	5	1	3
Guerrier	0	0	0.00	2	2	0	0	0	2.0	0	0	0	0	2
Liriano	0	0	4.50	1	0	0	0	0	2.0	1	2	1	1	1
Mahay	0	0	5.40	3	0	0	0	0	1.2	0	1	1	1	2
Mijares	0	1	13.50	2	0	0	0	0	0.2	1	1	1	1	0
Nathan	0	0	9.00	2	0	0	0	0	2.0	5	2	2	1	2
Pavano	0	1	2.57	1	1	0	0	0	7.0	5	2	2	0	9
Rauch	0	0	6.75	3	0	0	0	0	1.1	1	1	1	2	0
Totals	0	3	4.67	3	3	0	0	0	27.0	23	15	14	9	22

GAME 1 Wednesday, October 7 at New York

Minnesota	0	0	2	0	0	0	0	0	—	2	9	1
New York	0	0	2	1	3	0	1	0	x	7	9	0

WP — Sabathia. LP — Duensing.

Sabathia, Hughes (7), Coke (8), Chamberlain (8), Rivera (9) and Posada.

Duensing, Liriano (5), Rauch (7), Mahay (8) and Mauer.

HR — Jeter, Matsui. T — 3:38. A — 49,464.

GAME 3 Sunday, October 11 at Minnesota

New York	0	0	0	0	0	0	2	0	2	—	4	7	0
Minnesota	0	0	0	0	1	0	0	0	0	—	1	7	0

WP — Pettitte. LP — Pavano. Save — Rivera.

Pettitte, Chamberlain (7), Hughes (8), Rivera (8) and Posada.

Pavano, Guerrier (8), Mahay (9), Rauch (9), Mijares (9), Nathan (9) and Mauer.

HR — Rodriguez, Posada. T — 3:45. A — 54,735.

GAME 2 Friday, October 9 at New York

Minnesota	0	0	0	0	0	1	0	2	0	0	0	—	3	12	1
New York	0	0	0	0	0	1	0	0	2	0	1	—	4	7	0

WP — Robertson. LP — Mijares.

Burnett, Chamberlain (7), Coke (7), Hughes (8), Rivera (9), Aceves (10), Marte (11), Robertson (11) and Molina, Posada (7).

Blackburn, Mahay (6), Rauch (7), Guerrier (8), Nathan (9), Mijares (10) and Mauer.

HR — Rodriguez, Teixeira. T — 4:22. A — 50,006.

2010 DIVISION SERIES

Twins vs. New York Yankees

YANKEES:	AVG	G	AB	R	H	2B	3B	HR	RBI	BB	SO	SB
Berkman	.500	1	4	2	2	1	0	1	2	0	1	0
Cano	.333	3	12	3	4	0	1	0	1	0	0	0
Gardner	.200	3	10	1	2	0	0	0	1	1	3	1
Golson	.000	2	0	0	0	0	0	0	0	0	0	0
Granderson	.455	3	11	2	5	1	1	0	3	1	1	1
Jeter	.286	3	14	0	4	0	0	0	1	0	3	1
Posada	.273	3	11	2	3	0	0	0	2	1	4	0
Rodriguez	.273	3	11	1	3	0	0	0	1	1	2	1
Swisher	.333	3	12	3	4	2	0	1	1	1	1	0
Teixeira	.308	3	13	2	4	1	0	1	3	1	2	0
Thames	.286	2	7	1	2	0	0	1	2	1	2	3
NEW YORK	.314	3	105	17	33	5	2	4	17	7	18	4

Pitchers:	W	L	ERA	G	GS	CG	SHO	SV	IP	H	R	ER	BB	SO
Hughes	1	0	0.00	1	1	0	0	0	7.0	4	0	0	1	6
Logan	0	0	0.00	2	0	0	0	0	1.0	1	0	0	0	0
Pettitte	1	0	2.57	1	1	0	0	0	7.0	5	2	2	1	4
Rivera	0	0	0.00	3	0	0	0	2	3.1	2	0	0	0	1
Robertson	0	0	0.00	2	0	0	0	0	0.2	0	0	0	1	1
Sabathia	1	0	4.50	1	1	0	0	0	6.0	5	4	3	3	5
Wood	0	0	4.50	3	0	0	0	0	2.0	4	1	1	2	3
NEW YORK	3	0	2.00	3	3	0	0	2	27.0	21		7	8	20

TWINS:	AVG	G	AB	R	H	2B	3B	HR	RBI	BB	SO	SB
Cuddyer	.182	3	11	1	2	1	0	1	2	0	4	0
Hardy	.100	3	10	0	1	1	0	0	0	0	2	0
Hudson	.333	3	12	2	4	0	0	1	2	0	2	0
Kubel	.000	3	8	0	0	0	0	0	0	3	2	0
Mauer	.250	3	12	0	3	0	0	0	0	1	3	0
Repho	.000	1	0	0	0	0	0	0	0	0	0	0
Span	.308	3	13	0	4	0	0	0	0	0	0	0
Thome	.100	3	10	2	1	0	0	0	0	2	3	0
Tolbert	.000	1	0	0	0	0	0	0	0	0	0	0
Valencia	.222	3	9	1	2	1	0	0	2	1	3	0
Young	.333	3	12	1	4	0	1	0	0	1	1	0
MINNESOTA	.216	3	97	7	21	3	1	2	6	8	20	0

Pitchers:	W	L	ERA	G	GS	CG	SHO	SV	IP	H	R	ER	BB	SO
Baker	0	0	3.86	1	0	0	0	0	2.1	3	1	1	0	2
Capps	0	0	9.00	1	0	0	0	0	1.0	2	1	1	0	0
Crain	0	1	54.00	1	0	0	0	0	0.1	3	2	2	0	0
Duensing	0	1	13.50	1	1	0	0	0	3.1	7	5	5	1	1
Fuentes	0	0	0.00	2	0	0	0	0	2.2	1	0	0	0	2
Guerrier	0	0	0.00	2	0	0	0	0	1.2	1	0	0	1	2
Liriano	0	0	6.35	1	1	0	0	0	5.2	6	4	4	3	7
Mijares	0	0	0.00	3	0	0	0	0	1.1	0	0	0	1	0
Pavano	0	1	6.00	1	1	0	0	0	6.0	10	4	4	1	3
Rauch	0	0	0.00	2	0	0	0	0	1.2	0	0	0	0	1
MINNESOTA	0	3	5.88	3	3	0	0	0	26.0	33	17	17	7	18

GAME 1 Wednesday, October 6 at Minnesota

New York	0	0	0	0	4	2	0	0	—	6	9	0
Minnesota	0	2	1	0	0	1	0	0	—	4	8	0
WP — Sabathia. LP — Crain. Save — Rivera.												
Sabathia, Logan (7), Robertson (7), Wood (8), Rivera (8) and Posada.												
Liriano, Mijares (6), Crain (7), Fuentes (7), Rauch (9) and Mauer.												
HR — Cuddyer, Teixeira. T — 3:47. A — 42,032.												

GAME 2 Thursday, October 7 at Minnesota

New York	0	0	0	1	1	0	2	0	1	—	5	12	0
Minnesota	0	1	0	0	0	1	0	0	0	—	2	6	0
WP — Pettitte. LP — Pavano. Save — Rivera.													
Pettitte, Wood (8), Rivera (9) and Posada.													
Pavano, Mijares (7), Rauch (7), Guerrier (8), Capps (9) and Mauer.													
HR — Berkman. Hudson. T — 2:59. A — 42,035.													

GAME 3 Saturday, October 9 at New York

Minnesota	0	0	0	0	0	0	1	0	—	1	7	0	
New York	0	1	1	3	0	0	1	0	x	—	6	12	0
WP — Hughes. LP — Duensing.													
Hughes, Wood (8), Logan (8), Robertson (8), River (9) and Posada.													
Duensing, Guerrier (4), Baker (5), Mijares (7), Fuentes (8) and Mauer.													
HR — Thames. Swisher. T — 3:06. A — 50,840.													

TWINS' POSTSEASON LEADERS

BATTING

(MINIMUM OF 30 AT-BATS)

BATTING AVERAGE

.344	Steve Lombardozzi.....	1987
.338	Michael Cuddyer.....	2002, '03, '04, '06, '09, '10
.333	Brian Harper.....	1991
.326	Chuck Knoblauch.....	1991
.314	Tony Oliva.....	1965, '69, '70

AT-BATS

104	Dan Gladden.....	1987, '91
97	Kirby Puckett.....	1987, '91
91	Kent Hrbek.....	1987, '91
89	Greg Gagne.....	1987, '91
80	Torii Hunter.....	2002, '03, '04, '06

HITS

30	Kirby Puckett.....	1987, '91
29	Dan Gladden.....	1987, '91
25	Michael Cuddyer.....	2002, '03, '04, '06, '09, '10
24	Torii Hunter.....	2002, '03, '04, '06
19	Greg Gagne.....	1987, '91

HOME RUNS

5	Kirby Puckett.....	1987, '91
4	Greg Gagne.....	1987, '91
3	Harmon Killebrew.....	1965, '69, '70
	Tony Oliva.....	1965, '69, '70
	Gary Gaetti.....	1987
	Kent Hrbek.....	1987, '91
	Torii Hunter.....	2002, '03, '04, '06

WALKS

14	Harmon Killebrew.....	1965, '69, '70
11	Kent Hrbek.....	1987, '91
9	Dan Gladden.....	1987, '91
8	Tom Brunansky.....	1987
	Kirby Puckett.....	1987, '91

GAMES

24	Greg Gagne.....	1987, '91
	Dan Gladden.....	1987, '91
	Kent Hrbek.....	1987, '91
	Kirby Puckett.....	1987, '91
22	Michael Cuddyer.....	2002, '03, '04, '06, '09, '10

RUNS

17	Dan Gladden.....	1987, '91
16	Kirby Puckett.....	1987, '91
15	Torii Hunter.....	2002, '03, '04, '06
12	Greg Gagne.....	1987, '91
10	Tom Brunansky.....	1987
	Kent Hrbek.....	1987, '91

DOUBLES

8	Torii Hunter.....	2002, '03, '04, '06
6	Dan Gladden.....	1987, '91
5	Tony Oliva.....	1965, '69, '70
	Greg Gagne.....	1987, '91
	Jacque Jones.....	2002, '03, '04

RUNS BATTED IN

16	Kirby Puckett.....	1987, '91
15	Dan Gladden.....	1987, '91
12	Kent Hrbek.....	1987, '91
11	Tom Brunansky.....	1987
10	Greg Gagne.....	1987, '91

STRIKEOUTS

23	Jacque Jones.....	2002, '03, '04
22	Greg Gagne.....	1987, '91
21	Corey Koskie.....	2002, '03, '04
18	Michael Cuddyer.....	2002, '03, '04, '06, '09, '10
17	Kirby Puckett.....	1987, '91

PITCHING

(MINIMUM 10 INNINGS)

WINS

4	Jack Morris.....	1991
3	Bert Blyleven.....	1970, '87
	Frank Viola.....	1987
2	Mudcat Grant.....	1965
	Brad Radke.....	2002, '03, '04

LOSSES

3	Jim Kaat.....	1965, '70
	Brad Radke.....	2002, '03, '04, '06
	Johan Santana.....	2002, '03, '04, '06
2	Kyle Lohse.....	2002, '03, '04
	Rick Reed.....	2002, '03
	Carl Pavano.....	2009, '10

INNINGS-PITCHED

36.1	Jack Morris.....	1991
35.0	Brad Radke.....	2002, '03, '04, '06
34.0	Johan Santana.....	2002, '03, '04, '06
31.1	Frank Viola.....	1987
28.1	Bert Blyleven.....	1970, '87

WALKS

10	Jack Morris.....	1991
	Johan Santana.....	2002, '03, '04, '06
9	Dave Boswell.....	1965, '69
	Scott Erickson.....	1991
8	Frank Viola.....	1987
	David West.....	1991
	Brad Radke.....	2002, '03, '04, '06

GAMES STARTED

6	Brad Radke.....	2002, '03, '04, '06
5	Jack Morris.....	1991
	Johan Santana.....	2002, '03, '04, '06
	Frank Viola.....	1987
4	Bert Blyleven.....	1970, '87
	Jim Kaat.....	1965, '70
	Kevin Tapani.....	1991

ERA

1.35	Dave Boswell.....	1965, '69
1.65	Eric Milton.....	2002, '03
2.23	Jack Morris.....	1991
2.70	Jeff Reardon.....	1987
2.74	Mudcat Grant.....	1965

SAVES

5	Rick Aguiera.....	1991
3	Jeff Reardon.....	1987
	Eddie Guardado.....	2002, '03
1	Juan Berenguer.....	1987
	Joe Nathan.....	2004

STRIKEOUTS

32	Johan Santana.....	2002, '03, '04, '06
25	Frank Viola.....	1987
23	Bert Blyleven.....	1970, '87
22	Jack Morris.....	1991
17	Brad Radke.....	2002, '03, '04, '06

2012 MINNESOTA TWINS SCHEDULE

DATE	DAY	OPPONENT	TIME	DATE	DAY	OPPONENT	TIME
4/6	Friday	at Baltimore	TBA	7/9	Monday	ALL-STAR BREAK	
4/7	Saturday	at Baltimore	TBA	7/10	Tuesday	ALL-STAR GAME (at Kansas City)	
4/8	Sunday	at Baltimore	TBA	7/11	Wednesday	ALL-STAR BREAK	
4/9	Monday	Los Angeles (AL)	TBA	7/12	Thursday	OFF DAY	
4/10	Tuesday	OFF DAY		7/13	Friday	Oakland	TBA
4/11	Wednesday	Los Angeles (AL)	TBA	7/14	Saturday	Oakland	TBA
4/12	Thursday	Los Angeles (AL)	TBA	7/15	Sunday	Oakland	TBA
4/13	Friday	Texas	TBA	7/16	Monday	Baltimore	TBA
4/14	Saturday	Texas	TBA	7/17	Tuesday	Baltimore	TBA
4/15	Sunday	Texas	TBA	7/18	Wednesday	Baltimore	TBA
4/16	Monday	at New York (AL)	TBA	7/19	Thursday	Baltimore	TBA
4/17	Tuesday	at New York (AL)	TBA	7/20	Friday	at Kansas City	TBA
4/18	Wednesday	at New York (AL)	TBA	7/21	Saturday	at Kansas City	TBA
4/19	Thursday	at New York (AL)	TBA	7/22	Sunday	at Kansas City	TBA
4/20	Friday	at Tampa Bay	TBA	7/23	Monday	at Chicago	TBA
4/21	Saturday	at Tampa Bay	TBA	7/24	Tuesday	at Chicago	TBA
4/22	Sunday	at Tampa Bay	TBA	7/25	Wednesday	at Chicago	TBA
4/23	Monday	Boston	TBA	7/26	Thursday	OFF DAY	
4/24	Tuesday	Boston	TBA	7/27	Friday	Cleveland	TBA
4/25	Wednesday	Boston	TBA	7/28	Saturday	Cleveland	TBA
4/26	Thursday	OFF DAY		7/29	Sunday	Cleveland	TBA
4/27	Friday	Kansas City	TBA	7/30	Monday	Chicago	TBA
4/28	Saturday	Kansas City	TBA	7/31	Tuesday	Chicago	TBA
4/29	Sunday	Kansas City	TBA	8/1	Wednesday	Chicago	TBA
4/30	Monday	at Los Angeles (AL)	TBA	8/2	Thursday	at Boston	TBA
5/1	Tuesday	at Los Angeles (AL)	TBA	8/3	Friday	at Boston	TBA
5/2	Wednesday	at Los Angeles (AL)	TBA	8/4	Saturday	at Boston	TBA
5/3	Thursday	OFF DAY		8/5	Sunday	at Boston	TBA
5/4	Friday	at Seattle	TBA	8/6	Monday	at Cleveland	TBA
5/5	Saturday	at Seattle	TBA	8/7	Tuesday	at Cleveland	TBA
5/6	Sunday	at Seattle	TBA	8/8	Wednesday	at Cleveland	TBA
5/7	Monday	Los Angeles (AL)	TBA	8/9	Thursday	OFF DAY	
5/8	Tuesday	Los Angeles (AL)	TBA	8/10	Friday	Tampa Bay	TBA
5/9	Wednesday	Los Angeles (AL)	TBA	8/11	Saturday	Tampa Bay	TBA
5/10	Thursday	Toronto	TBA	8/12	Sunday	Tampa Bay	TBA
5/11	Friday	Toronto	TBA	8/13	Monday	Detroit	TBA
5/12	Saturday	Toronto	TBA	8/14	Tuesday	Detroit	TBA
5/13	Sunday	Toronto	TBA	8/15	Wednesday	Detroit	TBA
5/14	Monday	Cleveland	TBA	8/16	Thursday	OFF DAY	
5/15	Tuesday	Cleveland	TBA	8/17	Friday	at Seattle	TBA
5/16	Wednesday	at Detroit	TBA	8/18	Saturday	at Seattle	TBA
5/17	Thursday	at Detroit	TBA	8/19	Sunday	at Seattle	TBA
5/18	Friday	at Milwaukee	TBA	8/20	Monday	at Oakland	TBA
5/19	Saturday	at Milwaukee	TBA	8/21	Tuesday	at Oakland	TBA
5/20	Sunday	at Milwaukee	TBA	8/22	Wednesday	at Oakland	TBA
5/21	Monday	OFF DAY		8/23	Thursday	at Texas	TBA
5/22	Tuesday	at Chicago (AL)	TBA	8/24	Friday	at Texas	TBA
5/23	Wednesday	at Chicago (AL)	TBA	8/25	Saturday	at Texas	TBA
5/24	Thursday	at Chicago (AL)	TBA	8/26	Sunday	at Texas	TBA
5/25	Friday	Detroit	TBA	8/27	Monday	Seattle	TBA
5/26	Saturday	Detroit	TBA	8/28	Tuesday	Seattle	TBA
5/27	Sunday	Detroit	TBA	8/29	Wednesday	Seattle	TBA
5/28	Monday	Oakland	TBA	8/30	Thursday	Seattle	TBA
5/29	Tuesday	Oakland	TBA	8/31	Friday	at Kansas City	TBA
5/30	Wednesday	Oakland	TBA	9/1	Saturday	at Kansas City	TBA
5/31	Thursday	OFF DAY		9/2	Sunday	at Kansas City	TBA
6/1	Friday	at Cleveland	TBA	9/3	Monday	at Chicago (AL)	TBA
6/2	Saturday	at Cleveland	TBA	9/4	Tuesday	at Chicago (AL)	TBA
6/3	Sunday	at Cleveland	TBA	9/5	Wednesday	at Chicago (AL)	TBA
6/4	Monday	at Kansas City	TBA	9/6	Thursday	OFF DAY	
6/5	Tuesday	at Kansas City	TBA	9/7	Friday	Cleveland	TBA
6/6	Wednesday	at Kansas City	TBA	9/8	Saturday	Cleveland	TBA
6/7	Thursday	OFF DAY		9/9	Sunday	Cleveland	TBA
6/8	Friday	Chicago (NL)	TBA	9/10	Monday	Cleveland	TBA
6/9	Saturday	Chicago (NL)	TBA	9/11	Tuesday	Kansas City	TBA
6/10	Sunday	Chicago (NL)	TBA	9/12	Wednesday	Kansas City	TBA
6/11	Monday	OFF DAY		9/13	Thursday	Kansas City	TBA
6/12	Tuesday	Philadelphia	TBA	9/14	Friday	Chicago (AL)	TBA
6/13	Wednesday	Philadelphia	TBA	9/15	Saturday	Chicago (AL)	TBA
6/14	Thursday	Philadelphia	TBA	9/16	Sunday	Chicago (AL)	TBA
6/15	Friday	Milwaukee	TBA	9/17	Monday	OFF DAY	
6/16	Saturday	Milwaukee	TBA	9/18	Tuesday	at Cleveland	TBA
6/17	Sunday	Milwaukee	TBA	9/19	Wednesday	at Cleveland	TBA
6/18	Monday	OFF DAY		9/20	Thursday	at Cleveland	TBA
6/19	Tuesday	at Pittsburgh	TBA	9/21	Friday	at Detroit	TBA
6/20	Wednesday	at Pittsburgh	TBA	9/22	Saturday	at Detroit	TBA
6/21	Thursday	at Pittsburgh	TBA	9/23	Sunday	at Detroit	TBA
6/22	Friday	at Cincinnati	TBA	9/24	Monday	New York (AL)	TBA
6/23	Saturday	at Cincinnati	TBA	9/25	Tuesday	New York (AL)	TBA
6/24	Sunday	at Cincinnati	TBA	9/26	Wednesday	New York (AL)	TBA
6/25	Monday	Chicago (AL)	TBA	9/27	Thursday	OFF DAY	
6/26	Tuesday	Chicago (AL)	TBA	9/28	Friday	Detroit	TBA
6/27	Wednesday	Chicago (AL)	TBA	9/29	Saturday	Detroit	TBA
6/28	Thursday	OFF DAY		9/30	Sunday	Detroit	TBA
6/29	Friday	Kansas City	TBA	10/1	Monday	at Toronto	TBA
6/30	Saturday	Kansas City	TBA	10/2	Tuesday	at Toronto	TBA
7/1	Sunday	Kansas City	TBA	10/3	Wednesday	at Toronto	TBA
7/2	Monday	at Detroit	TBA				
7/3	Tuesday	at Detroit	TBA				
7/4	Wednesday	at Detroit	TBA				
7/5	Thursday	at Detroit	TBA				
7/6	Friday	Texas	TBA				
7/7	Saturday	Texas	TBA				
7/8	Sunday	Texas	TBA				

Schedule and times subject to change