


# TABLE OF CONTENTS

At a Glance, Twins.....	154
Attendance Summary.....	165
Batting Data:	
Bases Loaded, Twins'.....	137-138
Final Stats, Twins'.....	133
Home Runs, Twins', 2009.....	150
Home Runs By Position.....	150
Multi-Hit/Multi-RBI Games.....	133
Runners In Scoring Position, Twins'.....	136-137
Scoring By Inning, 2009.....	153
Starting Lineup By Batting Order.....	140
Starting Lineup By Position.....	141
Bios:	
Clubhouse Men.....	24
Coaches.....	16-23
Front Office.....	9-14
Players, 2009 Twins.....	27-124
Players Who Did Not Finish With Twins.....	126-132
Trainers.....	24
Club Stats, Twins'.....	135
Club Directory.....	6-8
Come From Behind Wins.....	155
Day-By-Day, Twins', 2009.....	147-149
Disabled List, Twins, 2009.....	146
Draft, Twins' 2009 First-Year Player Draft.....	201
Extra Inning Games, Twins'.....	144
Fielding, Twins' 2009 Individual.....	134
Game Recaps, 2009.....	203-214
Highs and Lows, Twins.....	153
Intelligence Reports:	
Day Games.....	139
Night Games.....	140
Home Games.....	141
Road Games.....	142
Vs. Lefthanders.....	143
Vs. Righthanders.....	144
Artificial Surface.....	145
Natural Grass.....	146
Interleague History.....	189-192
Last At-Bat, Twins' Games Decided In.....	154
Metrodome Milestones.....	5
Minor Leagues:	
Awards, 2009.....	202
Team Recap & Stats.....	193-200
Opposition, 2009.....	167-188
Outfield Assists.....	134
Pitching Data:	
Bullpen Info.....	143
Final Stats, Twins'.....	133
Starters Info.....	142
Pohlad, Carl.....	2-4
Postseason History.....	215-231
Postseason Media Information.....	233
Record When Scoring, Twins, 2009.....	155
Roster, Twins' 40-Man.....	25
Schedule, 2010.....	232
Standings, Final Major League.....	156
Twins', Monthly & First and Second Half.....	157-164
Transactions, Twins'.....	151-152

Cover photos courtesy of Bruce Kluckhohn

## MINNESOTA TWINS 2008 POSTSEASON MEDIA GUIDE

The 2009 Minnesota Twins Postseason Guide was researched, written and edited by Mike Herman, Dustin Morse, Molly Gallatin, Mitch Hestad, Dana Hogan, Mike Kennedy, and Brad Steil, and is based on information available through October 7, 2009. All statistics were provided by Major League Baseball and are considered unofficial. The information contained herein is copyrighted and prepared for the use of members of the print and broadcast media. Those wishing to use any of the enclosed material for commercial purposes should contact the Minnesota Twins Baseball Communications department.



# CARL R. POHLAD

IN MEMORIAM - 1915-2009



Carl Pohlad purchased the Minnesota Twins in 1984 and the 2009 season marks the 26th anniversary of his family's ownership. With the franchise facing a possible move out of state, Mr. Pohlad was motivated by a sense of community responsibility and a feeling that major league sports, particularly baseball, are important assets that contribute to the quality of life in their communities.

With that sense of community in mind, Mr. Pohlad provided critical leadership in the creation of the Twins-Hennepin County ballpark partnership resulting in the construction of a new baseball-only facility in Minneapolis' Historic Warehouse District, while preserving the franchise for future generations of Twins fans.

In 1987, three years following the Pohlad's purchase of the team, the Twins capped a Cinderella season by winning the franchise's first ever World Series Championship. It would be the first of two world championships that the Twins would win within the first seven years under Mr. Pohlad's leadership. The team's recent successes, including its run of winning four American League Central Division Championships in the past five seasons (2002-2004 and 2006) attest to Mr. Pohlad's ability to build and manage an exceptional baseball organization with a strong emphasis on player development.

Inducted into the Twins' Hall of Fame in 2005, Mr. Pohlad served eight years on the Major League Baseball Executive Committee and is currently an ex-officio member. He has also served as Vice President of the American League and as a member of the Player Relations Committee Board of Directors.

Pohlad was a born entrepreneur. Throughout his life he combined a strong intuition, keen understanding of people, intense work ethic and abundant patience to become one of Minnesota's most successful business owners. He was revered by his employees and respected by business colleagues around the country.

The Pohlad businesses encompass banking, financial services, beverage, entertainment, real estate and automotive industries, as well as ownership of the Minnesota Twins. His private companies employ 3,000 people across 33 states. They include: Marquette Financial Companies; Marquette Real Estate Group/United Properties/NorthMarq Real Estate Services/NorthMarq Capital/RJM Construction; River Road Entertainment; Twin Cities Automotive/Twin Cities BMW of Minnetonka/Coon Rapids Chrysler Jeep; Northern Lights Broadcasting/KTTB-FM (B96)/KRBI-AM; JB Hudson Jewelers; Marquette Technology Companies/Inetium/Arcadia Solutions/Avtex (all IT consulting companies); Acclaim Benefits; and the recently sold Stanton Group. The foundation Carl established with his family has given more than \$100 million to the community.

Despite his success, Carl was regarded as a "regular guy." He treated people from all walks of life with respect, retaining a soft spot for the little guy, and never forgetting his humble beginnings.

Carl was born in Valley Junction, Iowa on August 23, 1915. During Carl's childhood his father was employed as a railroad brakeman and was often away. His mother was always helping others in need and working hard for the things the family of nine







required. During the Depression all of the children helped make ends meet. Among his many jobs, Carl delivered the laundry his mother did for wealthy families and swept floors at a local bank.

An average student at best, he nonetheless excelled in history and spelling, leading to his life-long love of reading. An outstanding athlete, he learned from his coaches who were patient, wise, caring and focused. A classroom teacher whose discriminatory practice of separating students -- by where they lived, how their parents earned a living, their ethnic heritage or the color of their skin -- left a lasting impression on him.

Carl graduated from high school and attended Long Beach City College in Los Angeles and Gonzaga University in Spokane, Washington, both on football scholarships. But his part-time job collecting car loans was so successful he left Gonzaga one semester shy of completing his degree.

After Gonzaga, Carl moved to Dubuque, Iowa, and became a partner with his future brother-in-law Russell Stotesbery in the Federal Discount Corporation (FDC), which operated loan offices in Iowa, Minnesota, Wisconsin and Illinois.

In 1942, Carl's career at FDC was interrupted when he was drafted into the U.S. Army. After basic training, he fought in France, Germany and Austria as a private and later as a second lieutenant. He was awarded two Bronze Stars, an Oak Leaf Cluster, and three Purple Hearts. After World War II, Carl returned to FDC and was promoted to general supervisor early in 1946, becoming an expert in reorganizing bank departments.

In the fall of 1946 while working in Minneapolis, Russell insisted that Carl and his brother, Harold, take two young women from Dubuque to the University of Iowa vs. University of Minnesota football game. Carl's blind date with Eloise O'Rourke would last until the wee hours of the morning, long enough to fall in love. On April 22, 1947, they were married and began their married life in a small Dubuque apartment just around the corner from Eloise's childhood home.

Eloise was the perfect partner for Carl. She enjoyed caring for their home, was very socially adept and completely supportive of her husband's business interests. Their marriage was blessed with three sons: James O'Rourke, Robert Carl and William Michael in 1953, 1954 and 1955 respectively. While Carl moved in ever-widening circles out into the world, Eloise kept her sons close and unspoiled by their family's growing notoriety. After Eloise's death on November 20, 2003, Carl would mourn her for the rest of his life.

In 1952, Carl moved to Minneapolis to work at Marquette National Bank. Three years later, after the sudden death of Russell, Carl assumed the presidency of the bank and its holding company, Bank Shares, Inc. During the next three decades under Carl's leadership, the bank grew through the acquisition of a number of community banks throughout the Midwest.

In 1982, Marquette acquired Farmers & Mechanics Savings and Loan, an unusual merger of a commercial bank and a savings and loan that established Carl as a major player in the independent banking industry. In 1992, he sold Marquette National Bank to First Bank. After the sale, Carl created a new private bank that catered to business owners, Marquette Capital Bank. Marquette also added consumer/commercial branches that offered customers the personal attention of smaller, neighborhood banks combined with big bank products and services.

Carl envisioned a banking enterprise stretching from Minnesota in the north to Texas in the south. Marquette Bancshares acquired several community banks in and around Dallas and Houston. Marquette Bancshares also would diversify by purchasing small commercial, consumer and specialty finance companies under the umbrella organization of Marquette Financial Companies (MFC).



In 2001, Carl was once again approached by an interested buyer. Typical of many of Carl's deals, the transaction began with a phone call, this time from Jim Campbell, then president of Wells Fargo Minnesota. By August, the deal was finalized to sell Carl's major bank holdings (108 offices and \$5.6 billion in assets) to Wells Fargo.

MFC then expanded in businesses not included in the sale -- its specialty finance companies and Meridian Bank in Phoenix, Arizona. MFC also acquired new specialty finance companies that fit its strong risk management and entrepreneurial culture and launched de novo start-ups into market opportunities.


Banking may have been Carl's first and most important business, but he began to diversify early in his career. Investments in transit followed Carl's service on a Governor's Commission charged with saving Twin City Rapid Transit (TCRT). After helping resolve TCRT issues, Carl served on the board of its parent company, Minnesota Enterprises Incorporated (MEI). Carl was instrumental in helping MEI acquire additional transit assets, including the West Towns Bus Company of Chicago and Trans Texas Airlines.

Carl entered the bottling business with a 1962 investment in the Minneapolis/St. Paul Pepsi bottling plant. Carl went on to acquire several bottling plants throughout the U.S., which were later purchased by MEI Corporation.

MEI Corp also would own a wine distribution company, restaurants and snack manufacturing companies, but the bottling business would provide the foundation for its success. In 1983 MEI Corp would become a Fortune 500 company for the first time. A few years later, in 1986, MEI Corp sold and merged most of its bottling assets with PepsiCo, Inc.

A few years later, Carl began to acquire Pepsi bottling businesses again. Those operations, through a series of mergers, grew to later become a highly successful public company, PepsiAmericas, which is a Fortune 500 company with operations in the United States, Central and Eastern Europe and the Caribbean.

In 1998, the Pohlads acquired United Properties and Northland Financial (now known as NorthMarq Capital) and entered the commercial real estate investment and services business. In 2008, the real estate companies reorganized under a new holding company, Marquette Real Estate Group, and acquired RJM Construction in Minneapolis and Ojala & Company in Denver.



When all is said and done, Carl Pohlad was a regular guy from the wrong side of the tracks who made it to the big league.

He received many honors throughout his life: an honorary doctor of law degree from his alma mater, Gonzaga University; Minnesota Business Hall of Fame; American Academy of Achievement; Great American Award from B'nai B'rith International; City of Minneapolis, Distinguished Services Award; Minnesota Executive Hall of Fame; and the Horatio Alger Award, to name a few.

Carl certainly will be remembered in different ways. Those closest to him will remember his quiet strength, determination and natural warmth. Those who met him will remember his infectious smile, how he eagerly made their acquaintance and made them feel special in the process.

Baseball fans will remember him as the owner of the only Minnesota professional sports team to win a world championship – twice. Many Minnesotans will view the new Target Field as his legacy, with reactions that run the full spectrum.

Nonprofit community organizations will remember him for generous financial support from both MFC and the Pohlads Family Foundation, and in-kind community support from the Minnesota Twins.

Business leaders will remember him as a man who made banking history, who took pleasure in their accomplishments as well as his own. Those who were involved in negotiations will remember his patience to make the best of every deal. In the words of Don Benson, one of his closest associates, "Carl sees possibilities in a situation that no one else sees."

The Pohlads business holdings will continue under the stewardship of his three sons: James, director and EVP of Marquette Financial Companies, director and VP of Pohlads Companies, member, executive committee of the Minnesota Twins; Robert, chairman and CEO of PepsiAmericas; and William, CEO of River Road Entertainment and president of Pohlads Family Foundation. Each company's management team, many comprised of long-term associates, remains in place. And a third generation of Pohlads is beginning to work in the family business.

Carl was preceded in death by his wife of 56 years, Eloise; his parents, Mary and Michael Pohlads, and six of his seven siblings. He is survived by his sons Jim, Bob and Bill Pohlads, their wives Donna, Becky and Michelle respectively, and seven grandchildren Tom (and wife Lindsay), Joe, Chris, Allie, Charlie, Kiki and Oliver.





# METRODOME MILESTONES



## METRODOME GAME INFORMATION:

First Game	April 6, 1982 (Twins lose to Seattle 11-7)
Game Time for First Game	70 in, 28 out (4/6/82)
First Hit	Dave Engel (1st inn., Home Run, 4/6/82)
First Double	Manny Castillo (Sea., 3rd Inn., 4/6/82)
First Triple	Gary Gaetti (2nd Inn., 4/6/82)
First Home Run	Dave Engle (1st inn., 4/6/82)
First Twins Lineup	Eisenreich (CF), Ward (DH), Engle (RF), Smalley (SS), Hrbek (1B), Gaetti (3B), Wynegar (C), Wilfong (2B), Hatcher (LF)
First Visitors Lineup	Seattle: J.Cruz (2B), Castillo (3B), Bochte (LF), Zisk (DH), Cowens (RF), Simpson (CF), Maler (1B), Essian (C), T. Cruz (SS)
First Strikeout	Pitcher: Pete Redfern, Hitter: R. Cruz (1st at-bat)
First Win	Floyd Bannister (with Sea. 7.2 ip, 7 er, 4/6/82)
First Loss	Pete Redfern (5.0 ip, 5 er, 4/6/82)
First Save	Mike Stanton (vs. Sea., 1.1 ip, 4/6/82)
First Inside-the-Park Home Run	Tom Brunansky (5/28/82)
First Grand Slam	Gary Ward off Mike Torrez (5/10/82)
First Triple Play	5/29/82 vs. NYY. (Butera-Chaucki-Hrbek-Felton)
Most Runs, Twins (Game)	23 (6/4/02 vs. Cle.)
Most Hits, Twins (Game)	25 (6/4/02 vs. Cle.)
Longest Twins Winning Streak	15 (8/2/03-4/6/04)
Longest Opponent Winning Streak	New York Yankees (8, 7/19/85-7/12/86)
Longest Twins Losing Streak	9 (4/25-5/1/97)
Longest Opponent Losing Streak	Tampa Bay (10, 7/21/04-4/12/07)

## METRODOME ATTENDANCE FIGURES:

Attendance for First Game	52,279 (9th most in Dome history)
Largest Single-Game Attendance	54,088 (Tuesday, 10/6/09 vs. Det.)
Smallest Single-Game Attendance	2,416 (4/18/1983 vs. Sea.)
Largest Season Attendance	3,030,672 (1988)
Largest Series Attendance (3 games)	155,509 (8/12-14/88 vs. NYY.)
Largest Series Attendance (4 games)	191,938 (8/16-19/91 vs. Oak.)
Longest Game (Time)	6:17 (8/31/93 vs. Cle.)
Longest Game (Inn.)	22, Twins win 5-4 (8/31/93 vs. Cle.)

## INDIVIDUAL CAREER MILESTONES IN THE DOME

3,000th Career Hit	Cal Ripken Jr. (Single, 4/15/00), Eddie Murray (Single, 6/30/95), Dave Winfield (Single, 9/16/93)
500th Career Home Run	Frank Thomas (6/28/07 off C. Silva)
No Hitters	Scott Erickson (4/27/94 vs. Mil.), Eric Milton (9/11/99 vs. Cal.)
Consecutive Batters Retired	Mark Buehrle (45, last 17 in the Dome, 7/28/09)
Cycles	Kirby Puckett (1986), Paul Molitor (with Mil. 1991), Travis Hafner (with Cle. 2003), Jason Kubel (2009), Michael Cuddyer (2009)

## MISCELLANEOUS METRODOME INFORMATION:

Right Field Baggie Installed	1983 (23 feet from turf to top)
Left Field Plexiglass	1983-1992
Air Conditioning Installed	1983
All-Star Game	July 16, 1985 (NL -6, A.L. 1)

## TWINS HIGH'S IN THE DOME

### TEAM INFORMATION

Overall Record (Regular Season)	1,214-1,028 (.541)
Playoff Record	13-9 (.591)
Best Season Record	1987, 56-25 (.691)
Worst Season Record	1999, 31-50 (.383)
Largest Margin of Victory	21 runs (23-2, 6/4/02 vs. Cle.)
Largest Margin of Defeat	16 runs (2x, last 4/24/93 vs. Det.)

### INDIVIDUAL CAREER BATTING

Most Games Played	Kirby Puckett (914)
Highest Average	Kirby Puckett (.344, 1269-for-3689)
Most Doubles	Kirby Puckett (239)
Most Triples	Kirby Puckett (38)
Most Home Runs	Kent Hrbek (156)
Most RBI	Kent Hrbek (623)
Most Walks	Kent Hrbek (438)
Most Stolen Bases	Chuck Knoblauch (148)
Most Caught Stealing	Chuck Knoblauch (46)

### INDIVIDUAL CAREER PITCHING

Most Wins	Brad Radke (85)
Most Losses	Brad Radke (71)
Most Saves	Joe Nathan (125)
Most Innings	Brad Radke (1309.1)
Most Appearances	Eddie Guardado (328)
Most Runs	Brad Radke (624)
Most Earned Runs	Brad Radke (569)
Most Home Runs	Brad Radke (171)
Most Walks	Frank Viola (260)
Most Strikeouts	Brad Radke (839)

### TEAM FIELDING

Most Errors (Game)	6 (9/29/89 vs. Sea.)
Most Errors (Season)	121 (1983)
Highest Fielding Percentage	.987 (2002)

### TWINS' ALL-TIME RECORD IN THE DOME:

vs. Arizona	4-2
vs. Atlanta	4-2
vs. Baltimore	73-64
vs. Boston	80-58
vs. Chicago (AL)	114-89
vs. Chicago (NL)	6-3
vs. Cincinnati	7-2
vs. Cleveland	109-89
vs. Colorado	2-1
vs. Detroit	114-83
vs. Florida	2-1
vs. Houston	4-5
vs. Kansas City	113-90
vs. Cal./Ana./Los Angeles (AL)	75-82
vs. Los Angeles (NL)	3-0
vs. Milwaukee	68-58
vs. New York (NL)	3-0
vs. New York (AL)	64-77
vs. Oakland	86-71
vs. Philadelphia	1-2
vs. Pittsburgh	8-4
vs. San Diego	1-2
vs. San Francisco	1-2
vs. Seattle	86-71
vs. St. Louis	4-2
vs. Tampa Bay	31-17
vs. Texas	85-70
vs. Toronto	62-79
vs. Washington	4-2

vs. Interleague Opponents	71-42
---------------------------	-------

## OPPONENT HIGH'S IN THE DOME

### INDIVIDUAL CAREER BATTING

Most Games Played	Cal Ripken Jr. (111)
Highest Average	Tony Armas (.395, 60-for-152)
Most Hits	Cal Ripken Jr. (140)
Most Doubles	Cal Ripken Jr. (34)
Most Triples	Brady Anderson, Lance Johnson (7)
Most Home Runs	Jim Thome (28)
Most RBI	Cal Ripken Jr. (71)
Most Walks	Rickey Henderson (66)
Most Stolen Bases	Rickey Henderson (59)
Most Caught Stealing	Rickey Henderson (9)

### INDIVIDUAL PITCHING

Most Wins	Mike Mussina, Roger Clemens (11)
Most Losses	Chuck Finley (10)
Most Saves	Troy Percival (15)
Most Innings	Chuck Finley (135.2)
Most Appearances	Jeff Montgomery (33)
Most Runs	Mark Buehrle (82)
Most Earned Runs	Mark Buehrle (69)
Most Home Runs	Floyd Bannister (20)
Most Walks	Charlie Hough (51)
Most Strikeouts	Roger Clemens (120)

## FRONT OFFICE DIRECTORY



### TWINS SPORTS INC. MINNESOTA TWINS BASEBALL CLUB

34 Kirby Puckett Place  
Minneapolis, MN 55415  
Telephone (612) 375-1366  
[www.twinsbaseball.com](http://www.twinsbaseball.com)



Baseball Communications FAX.....	(612) 375-7473
Marketing/Promotions FAX.....	(612) 573-6725
Executive/Baseball Operations FAX.....	(612) 375-7417
Accounting/Human Resources FAX.....	(612) 573-6725
Sales FAX.....	(612) 375-7522
Ticket Office FAX.....	(612) 375-7464
New Ballpark Project Office FAX.....	(612) 330-9089
Ticket Information and Charge Lines.....	(612) 33-TWINS or 1-800-33-TWINS

#### TWINS SPORTS INC.

Chief Executive Officer.....	Jim Pohlad
President.....	T. Geron (Jerry) Bell

#### MINNESOTA TWINS BASEBALL CLUB

##### EXECUTIVE BOARD

James O. Pohlad  
Robert C. Pohlad

William M. Pohlad  
T. Geron (Jerry) Bell

Dave St. Peter

Chairman of Executive Committee.....	Howard Fox
President.....	Dave St. Peter
Senior Vice President, General Manager.....	Bill Smith
Senior Vice President, Business Development.....	Laura Day
Senior Vice President, Business Administration/Chief Financial Officer.....	Kip Elliott
Vice President, Technology.....	John Avenson
Vice President, Corporate Partnerships.....	Eric Curry
Vice President, Human Resources/Diversity.....	Raenell Dorn
Vice President, Operations.....	Matt Hoy
Vice President, Marketing.....	Patrick Klinger
Vice President, Player Personnel.....	Mike Radcliff
Vice President, Ticket Sales and Service.....	Steve Smith
Special Assistants.....	Rod Carew, Kent Hrbek, Harmon Killebrew, Paul Molitor, Tony Oliva

#### ADMINISTRATION

Executive Assistant to the President, Twins Sports, Inc.....	Joan Boeser
Executive Assistant to the President, Minnesota Twins.....	Lynette Gittins

#### TARGET FIELD

Construction Consultant.....	Dick Strassburg
Project Manager.....	Paul Johnson
Director, New Ballpark Development.....	Scott O'Connell
Ballpark Development - Finance/Accounting.....	Dan Starkey
Senior Manager, Event Sales.....	David Christie

#### BASEBALL OPERATIONS

Assistant General Manager.....	Rob Antony
Senior Advisor to the General Manager.....	Terry Ryan
Special Assistants to General Manager.....	Tom Kelly, Joe McIlvaine
Director, Team Travel.....	Remzi Kiratli
Administrative Assistant to the General Manager.....	Jack Goin
Director, Baseball Operations.....	Brad Steil
Baseball Operations Assistant.....	Joe Pohlad
Director, Minor Leagues.....	Jim Rantz
Minor League Field Coordinator.....	Joel Lepel
Administrative Assistant, Minor Leagues.....	Kate Townley
Director, Scouting.....	Deron Johnson
Pro Scouting Coordinator.....	Vern Followell
Administrative Assistant, Scouting.....	Amanda Daley

## BASEBALL COMMUNICATIONS

Director, Baseball Communications .....	Mike Herman
Manager, Baseball Communications .....	Dustin Morse
Manager, Publications and Media Services .....	Molly Gallatin
Coordinator, Baseball Communications .....	Mitch Hestad

## PUBLIC AFFAIRS

Executive Director, Public Affairs and Twins Community Fund .....	Kevin Smith
Director, Community Relations .....	Bryan Donaldson
Manager, Corporate Communications .....	Chris Iles
Coordinator, Community Fund .....	Stephanie Johnson
Coordinator, Community Programs .....	Josh Ortiz
Coordinator, Community Relations .....	Gloria Westerdahl

## MARKETING AND BROADCASTING

Director, Advertising .....	Nancy O'Brien
Director, Event Marketing .....	Heidi Sammon
Coordinator, Promotions .....	Julie Rohloff
Manager, Emerging Markets .....	Miguel Ramos
Director, Broadcasting and Game Presentation .....	Andy Price
Radio Network Producer .....	Mark Genosky
Radio Network Play-by-Play/Analyst .....	John Gordon
Radio Network Play-by-Play/Analyst .....	Dan Gladden
Radio Network Analyst .....	Jack Morris
Radio Network Studio Host .....	Kris Atteberry
Radio Engineer .....	Kyle Hammer
Television Play-by-Play .....	Dick Bremer
Television Analyst .....	Bert Blyleven
Public Address Announcer .....	Adam Abrams

## TICKET SALES AND SERVICE

Director, Ticket Sales and Service .....	Mike Clough
Manager, Season Ticket Sales and Service .....	Eric Hudson
Account Service Executives, Season Tickets .....	Andrea Kray, Bobby Pascaly, Dan Poplau, Bryan Sowiega
Manager, Group Ticket Sales and Service .....	Rob Malec
Group Sales Representatives .....	Luis Breazeale, Jennifer Helget, Todd Krulwich, David Marley, Adam Wallschlaeger, Cassie Wieberdink
Sales Development Representatives .....	Chris Carson, Craig Gumz, Mitch Kluska, Ryan Whisler, P.J. Williams
Manager, Communication and Support .....	Beth Vail
Coordinator, Database Marketing .....	Brandon Johnson
Manager, Call Center .....	Mark Engstrom

## CORPORATE PARTNERSHIPS

Account Executives .....	Doug Beck, Dick Schultz, Jordan Woodcroft, Brock Maiser, Karen Cleary
Senior Manager, Client Services .....	Bodie Forsling
Manager, Corporate Client Services .....	Katie Beaulieu
Coordinator, Corporate Client Services .....	Paulette Cheatham
Coordinator, Traffic and Service .....	Amy Johnson

## FINANCE

Director, Finance .....	Andy Weinstein
Manager, Ticket Accounting .....	Jerry McLaughlin
Manager, Finance Planning and Analysis .....	Mike Kramer
Manager, Accounting .....	Lori Windschitl
Accounts Payable .....	Amy Fong-Christianson
Accountant .....	Lyndsey Taylor
Director, Purchasing .....	Bud Hanley
Manager, Purchasing .....	Luis Lozado
Administrative Assistant .....	Ka Her

## TECHNOLOGY

Director, Technology .....	Wade Navratil
Manager, Technology Infrastructure .....	Tony Persio
Technical Services Specialist .....	Brent Hildebrandt
Special Projects Programmer .....	Kyle Mai
Programmer/Business Systems Analyst .....	Shelley Andrew



## HUMAN RESOURCES

Manager, Payroll.....	Lori Beasley
Manager, Benefits.....	Leticia Silva
Coordinator, Payroll/Benefits.....	Shanda Marker
Human Resources Generalist.....	Holly Corbin
Human Resources Assistant.....	Jane Neumann

## BALLPARK OPERATIONS

Director, Ballpark Operations.....	Dave Horsman
Director, Baseball Systems.....	Gary Glawe
Director, Guest and Premium Services.....	Patrick Forstand
Head Groundskeeper - Target Field.....	Larry DiVito
Assistant Groundskeeper - Target Field.....	Jared Alley
Supervisor, Maintenance.....	Dana Minion
Manager, Ballpark Operations.....	Dan Smoliak
Manager, Security.....	Dick Dugan
Manager, Roseville Pro Shop.....	Matt Noll
Manager, Minnetonka Pro Shop.....	Courtney Pahlke
Manager, Apple Valley Pro Shop.....	Maria Flom
Manager, Office Services.....	John McEvoy
Office Services Assistant.....	Mike Sather
Administrative Assistant.....	Venika Streeter
Receptionist.....	Tina Flowers

## TICKET OPERATIONS

Director, Ticket Operations.....	Paul Froehle
Box Office Manager.....	Mike Stiles
Supervisor, Ticket Office.....	Karl Dedenbach
Coordinator, Ticket Office.....	Aaron Doeppner
Coordinator, Group Tickets.....	Robyn McQuillan

## CLUBHOUSE

Field Manager.....	Ron Gardenhire
Head Athletic Trainer.....	Rick McWane
Assistant Athletic Trainer.....	Dave Pruemer
Strength and Conditioning Coordinator.....	Perry Castellano
Equipment Manager.....	Rod McCormick
Visitors' Clubhouse.....	Troy Matchan
Manager, Major League Video.....	Sean Harlin

## MEDICAL STAFF

Orthopedic Physicians.....	Dr. Dan Buss, Dr. John A. Steubs
Internal Medicine Physicians.....	Dr. Vijay Eyunni, Dr. Tom Jetzer
Employee Assistance Program Physician.....	Dr. Jon Hallberg, Dr. Gustavo Navarrete

## PRE-GAME WORKOUT SCHEDULE AT THE METRODOME

### 12:10 PM Start

Twins Hitting	9:40-10:35
Visitors Hitting	10:35-11:15
Twins Infield	11:15-11:25
Visitors Infield	11:25-11:35
Field Preparation	11:35-11:50

### 6:10 PM Start

Twins Hitting	3:40-4:35
Visitors Hitting	4:35-5:15
Twins Infield	5:15-5:25
Visitors Infield	5:25-5:35
Field Preparation	5:35-5:50



### 1:10 PM Start

Twins Hitting	10:40-11:35
Visitors Hitting	11:35-12:15
Twins Infield	12:15-12:25
Visitors Infield	12:25-12:35
Field Preparation	12:35-12:50

### 7:10 PM Start

Twins Hitting	4:40-5:35
Visitors Hitting	5:35-6:15
Twins Infield	6:15-6:25
Visitors Infield	6:25-6:35
Field Preparation	6:35-6:50



## JERRY BELL

PRESIDENT, TWINS SPORTS, INC



T. Geron (Jerry) Bell was named president of Twins Sports Inc. on November 26, 2002. In his position, he leads the effort to ensure the long-term viability of the Minnesota Twins and specifically oversees the development, design and construction of Target Field in Minneapolis' Historic Warehouse District. In addition, Bell continues to serve as the Pohlad ownership group's liaison with Major League Baseball.

Bell, who was named the third president in the history of the Minnesota Twins in January, 1987, spent 16 years as the chief executive of the club. He led the team's business operations and was instrumental in the 1987 and 1991 World Championship seasons. Other accomplishments include setting an American League attendance record in 1988 when the Twins became the first junior-circuit team to attract more than three million fans. He also led the development and construction of the state-of-the-art spring training facility known as the Lee County Sports Complex which opened in Ft. Myers, Florida, in 1991.

Bell joined the Twins after serving as executive director of the Metropolitan Sports Facilities Commission, which operates the Metrodome. He joined the MSFC as assistant executive director upon the commission's inception in 1977.

His professional activities include being a member of Major League Baseball's Professional Baseball Association Committee/Baseball Operations Committee. In 2007, he served on the Hall of Fame Veteran's Committee for Major League Baseball. Past activities have included three terms as member of the North St. Paul/Maplewood School Board, including five years as chairman; served on Minneapolis Downtown Council Board of Directors from 1993-2002; member of the Minneapolis Chamber of Commerce Communications Committee; Board of Directors for the Greater Convention and Visitors Association; member of the Executive Committee of the Minneapolis/St. Paul Final Four organizing committee and former consultant to the Miami Dolphins, Ltd., of the NFL.

Jerry and his wife, Phyllis, who make their home in North St. Paul, MN, have two daughters.



## DAVE ST. PETER

PRESIDENT, MINNESOTA TWINS



Dave St. Peter was named the fourth president in Minnesota Twins history on November 26, 2002. He oversees the team's strategic planning process and the club's business departments including ticket sales and service, corporate partnerships, marketing, community affairs, communications, broadcasting, stadium operations, human resources and finance. St. Peter is also involved in business-related baseball decisions as well as the development, design and construction of Target

Field, the team's new ballpark being built in Minneapolis' Historic Warehouse District.

At age 42, St. Peter completed his 20th year with the Twins in 2008. He joined the Twins organization in 1990 and held a variety of positions including vice president of corporate communications. He was named senior vice president of business affairs in February of 1999 and assembled a sales and marketing staff which has increased annual attendance by more than 115% from 2000-2008. In addition, St. Peter's leadership has been integral in the team's growing corporate partnership base, expanded Twins Radio Network, aggressive community outreach and increased alumni involvement, including the development of the Twins Hall of Fame.

St. Peter has been part of a leadership team helping the franchise win four American League Central Division championships in the past seven seasons (2002-2004, 2006). During St. Peter's leadership tenure, the Twins have twice been named "Organization of the Year" by *Baseball America* (2002 and 2004). In 2006, the entire Twins organization was recognized as the *Minneapolis Star-Tribune's* "Sports Person of the Year." The franchise received the Atlanta Sports Council's Horizon Award (2002) as the Professional Sports Organization of the Year while the Twins Community Fund was a 2000 recipient of the Greater Minneapolis Chamber of Commerce's Quality of Life Award and a 2006 recipient of a Project Evergreen Award. St. Peter was named to the *Street and Smith's Sports Business Journal* and *Minneapolis-St. Paul Business Journal's* "Forty under 40" lists.

In the community, St. Peter serves on the board of the Twins Community Fund, the Minneapolis Downtown Council, Meet Minnesota, the Greater Minneapolis Regional Chamber of Commerce and the Park Nicollet Foundation.

St. Peter was born in Bismarck, North Dakota and graduated from the University of North Dakota in 1989. Dave, his wife Joanie, son Jack and twin sons Eric and Ben make their home in Eden Prairie, MN.



## LAURA DAY

SENIOR VICE PRESIDENT,  
BUSINESS DEVELOPMENT



Laura Day was named Senior Vice President of Business Development on August 28, 2006. Day oversees the ballclub's revenue generation including ticket sales and corporate partnerships, while also playing a key role in shaping the team's strategic plan. Day's primary focus will be maximizing revenues associated with the team's transition from the Metrodome to Target Field, which is set to open in April 2010.

Day joined the Twins from the Minneapolis Convention and Visitor's Association where she created the strategic plan for sponsorship and membership development. Prior to joining the MCVA, she served as vice president of sales for Victory Sports One (2003-2004). Day was one of the first Minnesota Wild employees, helping launch the Xcel Energy Center as vice president of corporate partnerships from 1999-2002. During her time at the Wild, she helped convert 12,000 season ticket deposits to paid status, launched the Twin Cities first premium seating program (selling out in a record eight weeks) and oversaw the team's corporate partnership team, which included the acquisition of naming rights and building founding partners. Day got her start in sports working for the Twins from 1991-1999, where she held a variety of posts including vice president, sales and marketing; director of corporate marketing; and promotions manager.

Day, a native of Stillwater, MN, resides in Hudson, WI, with her husband Mike.



## KIP ELLIOTT

SENIOR VICE PRESIDENT, BUSINESS  
ADMINISTRATION/CHIEF FINANCIAL OFFICER



Kip Elliott, who completed his 18th year with the Twins in 2009, was named Senior Vice President on August 28, 2006 after serving as chief financial officer since January of 1999.

Elliott joined the Twins in May of 1992 as accounting manager and held the position of controller from 1995 through 1998. He was employed by the public accounting firm of Coopers and Lybrand from 1989-92.

Elliott is responsible for overseeing the accounting, human resources, technology and operations departments, including management of the annual financial reporting for the organization and the financial relationship with Major League Baseball. As part of the senior management team, he also plays a key role in the structuring and implementation of the club's strategic plan, as well as the planning of Target Field, scheduled to open in 2010.

Elliott serves on the University of Northern Iowa Accounting Advisory Council and the Board of Directors for Special Olympics Minnesota (SOMN) and he is currently serving as Treasurer for SOMN.

Elliott, a Certified Public Accountant, was raised in Fredericksburg, Iowa and graduated summa cum laude from the University of Northern Iowa in 1989. Kip, wife Jodi, children Carter, Maxwell and Maree make their home in Hudson, WI.

## TWINS PRESIDENTS & GENERAL MANAGERS

### President

Dave St. Peter, 2002-present  
Jerry Bell, 1987-2002  
Howard Fox, 1984-87  
Calvin Griffith, 1961-84

### General Manager

Bill Smith, 2007-present  
Terry Ryan, 1994-2007  
Andy MacPhail, 1986-94  
Howard Fox, 1985-86  
Calvin Griffith, 1961-84



## BILL SMITH

SENIOR VICE PRESIDENT,  
GENERAL MANAGER



Bill Smith, a member of the Twins organization since 1986, was named the fifth general manager in club history on September 13, 2007 (effective October 1, 2007). Smith is responsible for the team the Twins put on the field (40-man and 25-man Major League roster), negotiating contracts and overseeing the coaching staff, the entire baseball department, including the minor leagues, scouting, team travel and baseball communications.

Before being named Senior Vice President, General Manager, Smith served the previous 13 seasons as Vice President, Assistant General Manager under Terry Ryan, sharing responsibilities for negotiating contracts, assisting with the day-to-day operations of the Major League department and the Twins academies in Venezuela and the Dominican Republic. He has also been active in representing the baseball department in the planning and design of the new Twins ballpark, scheduled to open in 2010. Smith is a member of the Minor League Baseball Board of Trustees, and represents the Twins in scheduling issues.

Smith is a 1980 graduate of Hamilton College in New York where he majored in French. He was one of the first participants in Major League Baseball's Executive Development Program in 1980. From 1981-1982, Smith served as the Assistant Director, Minor Leagues and Scouting for the Chicago White Sox.

He moved to Appleton, WI as the General Manager of the Appleton Foxes, the White Sox' Class-A affiliate from 1983 through the 1985 season, before joining the Twins organization in March of 1986 as Assistant Director of Minor Leagues and Scouting.

Smith was named Director of Baseball Administration in October of 1989, and was the Twins liaison during the construction of their spring training home in Ft. Myers, FL from 1989-91.

Bill, wife Becky, daughters Allison and Amy, who are twins, and Jennifer, make their home in Bloomington, MN.



## MIKE RADCLIFF

VICE PRESIDENT, PLAYER PERSONNEL



Mike Radcliff, a member of the Twins organization since 1987, was named Vice President, Player Personnel on September 13, 2007 (effective October 1, 2007). Radcliff leads the club's overall player evaluation process at both the major and minor league levels, assists Smith in negotiating player contracts and oversees the club's professional and amateur scouting staff, including the scouting of international players. Radcliff, who was named the Director of Scouting in 1993, was the longest

tenured scouting director in Major League Baseball. As scouting director, Radcliff managed 27 full-time and 34 part-time scouts and coordinated the annual amateur draft as well as the international scouting staff.

Radcliff is a 1979 graduate of the University of Missouri and began his scouting career as an area scout with the Major League Scouting Bureau in 1983. He was hired as an area scout by the Twins in 1987 and promoted to Midwest Supervisor in 1988.

Mike and his wife, Sherry, have two grown children and reside in Overland Park, KS.



## ROB ANTONY

ASSISTANT GENERAL MANAGER



Rob Antony completed his 22nd season in the Twins' organization and his second as Assistant General Manager, after being named to that role on September 13, 2007 (effective October 1, 2007). He is responsible for Major League contracts and evaluating major and minor league players in the system.

Prior to his current position, he was Director of Baseball Operations for 12 seasons and was responsible for various duties in the minor league and scouting departments including the spring training operation and free agent draft preparations. He was also responsible for establishing and overseeing the budget for the minor league, major league and scouting departments. He also worked closely with the scouting department and scouted players eligible for the free agent draft as well as amateurs in Australia and Latin America.

Antony was hired as Assistant Director of Media Relations in 1988 after graduating from the University of Minnesota. In June of 1991 he was promoted to Director of Media Relations. He held that post until December of 1995 before being promoted to Director of Baseball Operations.

Rob and his wife, Lynn, have two children, Tyler and Emily, and reside in Rogers, MN.



## JOHN AVENSON

VICE PRESIDENT, TECHNOLOGY



John Avenson, who completed his 16th season with the Twins in 2009, was named Vice President of Technology on December 22, 2006. Prior to being named to his current position, Avenson served as Director of Baseball IS/Network.

Avenson oversees and manages the purpose of technology for all disciplines of the organization. Maintaining a close relationship with the Baseball Department, he wrote the application the team uses for Scouting and Player Development. Avenson also wrote the fan-based "Twingo" application that has been widely adopted by many other Major and Minor League teams. He is currently playing an integral part in the planning and implementation of innovative technology in the new ballpark.

Prior to joining the Twins, Avenson served with the United States Marine Corps where he maintained aircraft information for RF-4B and F/A-18 squadrons. A graduate of the University of Minnesota with a degree in Computer Science, Avenson and his wife Katie, along with children Perry, Simon and Lucy, reside in Minnetonka, MN.



## ERIC CURRY

VICE PRESIDENT,  
CORPORATE PARTNERSHIPS



Eric Curry, who completed his ninth year with the Twins in 2009, was named Vice President of Corporate Partnerships on October 16, 2000.

Curry previously held the position of Director of Retail Marketing for Universal Marketing Associates, Inc. in Atlanta, Georgia. Curry began his career with a nine-year stint with Delta Air Lines, where he was involved in operations, marketing and promotions before leaving to join Universal in 1994.

During his tenure with Delta in Salt Lake City, he was Delta's liaison in the effort to secure the 2002 Olympic Winter Games.

His responsibilities include leading the ballclub's current sponsorship sales efforts including signage, promotional and publication advertising sales at the Metrodome. For Target Field, Curry and his team are responsible for the development, sale and execution of all partnership packages, including but not limited to, naming rights and Founding and Premier level partners. He was instrumental in the Twins efforts to bring radio broadcast rights in-house after the conclusion of the 2006 season, and his team is now responsible for the sale of all Twins game radio broadcast advertising inventory.

A 1985 graduate of Trinity College in Deerfield, Illinois, Curry is also an NCAA Division I basketball referee (Big Ten, Mountain West and Big XII Conferences) and serves on the Board of Directors of Minnesota Junior Achievement and Minneapolis Community and Technical College. Eric makes his home in Minneapolis, MN.



## RAENELL DORN

VICE PRESIDENT,  
HUMAN RESOURCES & DIVERSITY




Raenell Dorn completed her 36th season with the Twins in 2009, her 10th since being promoted to Vice President of Human Resources and Diversity in January of 1999.

Dorn oversees all aspects of Twins human resources, including risk management, workers compensation, employee assistance programs, benefits administration and payroll. In addition, she heads the diversity efforts within the organization including the joint Minnesota Twins/Major League Program which was established to ensure that opportunities for diverse suppliers exist within our procurement process. She is a member of the MLB Diverse Partners' Task Force, serves on the MLB Executive Development selection committee and the YWCA marketing committee. Dorn established a Sports Career Fair held at the end of the season, offering participants access to many sports teams and sports divisions of our media partners.

She was born in New Prague, Minnesota and graduated from Metropolitan State University. She resides in Eden Prairie, MN with her husband Harvey. They have two grown children, Christopher (daughter-in-law Laurel) and Bryan.





## MATT HOY

VICE PRESIDENT, OPERATIONS



Matt Hoy, who completed his 24th year with the Twins in 2009, was named Vice President of Operations in April of 1992.

Hoy joined the Twins in January of 1986 as a member of the sales staff and has held positions as Director of Novelty Operations, Director of Sales and was the Director of Stadium Operations before his promotion.

His responsibilities include overseeing Stadium Operations, Guest Services, Security, Ticket Operations, Office Services, Concession and Merchandise Sales, including the Twins' Pro Shops and Postseason Operations. He serves as the current Chair of the Walk to Cure Diabetes, which is held every January at the Mall of America and raises well over one million dollars for research each year.

Hoy was born in St. Paul and attended Blake School in Hopkins, MN. He and his sons Matt and Dan, make their home in Mound, MN.



## PATRICK KLINGER

VICE PRESIDENT, MARKETING



Patrick Klinger completed his 11th season as Vice President of Marketing with the Twins, with the organization coming off its fourth-best attendance mark ever. Klinger is responsible for overseeing the Twins' advertising, promotions, game presentation and broadcasting efforts.

Since joining the Twins in 1999, Klinger has developed innovative promotions and marketing programs designed to make a trip to a Twins game exciting and memorable for fans of all ages. He managed many unique special events including an Opening Day ceremony featuring Minnesota soldiers tossing the team's ceremonial first pitch live via satellite from a Kuwaiti desert, a tribute to late Twins' great Kirby Puckett, the Target Field groundbreaking ceremony and numerous playoff games. Klinger has also been recognized for leading the Twins' pioneering efforts to make new fans in the area's minority and ethnic communities.

The Twins advertising campaigns are widely recognized as among the best in professional and collegiate sports, earning numerous national and regional awards. The team's promotion schedule is also regarded as one of the most innovative in the league.

Prior to joining the Twins, Klinger served as Director of Marketing at the RiverCentre complex in St. Paul and Director of Marketing at Ticketmaster. He is a board member of Interfaith Outreach, a community-based organization that assists low-income families and SAVE (Suicide Awareness Voices of Education).

The Winona, Minnesota native is a graduate of Winona State University and resides in Apple Valley, MN with his wife, Rae Lynn, and sons Zach, 18 and Alex, 16.



## STEVE SMITH

VICE PRESIDENT,  
TICKET SALES & SERVICE



Steve Smith joined the Twins organization as Vice President of Ticket Sales and Service on November 18, 2004. Smith is responsible for leading the team's overall ticket sales effort including season and group ticket development, single-game ticket initiatives, premium seating and ticket-related customer service functions. Under Smith's leadership, the Twins have drawn over two million fans in each of the last four seasons (2005-2008). Attendance for the 2008 season represented the third highest in franchise history, the 10th time in the clubs' 48-year history that they have drawn two million-plus fans, and the first time in club history that the team has drawn two million-plus fans in four consecutive seasons.

A native of Rockwell City, Iowa and a graduate of Iowa State University, Smith was formerly the Vice President - Ticket Sales and Service for the Toronto Blue Jays. He has also held ticketing positions with the Golden State Warriors, the Philadelphia 76ers and Orca Bay Sports.

Smith resides in Minneapolis, MN with his wife, Lisa and daughter Rilee.



## JIM RANTZ

### DIRECTOR OF MINOR LEAGUE OPERATIONS



Jim Rantz has been a member of the Twins' organization since its inception in 1961 after signing his first professional contract with Washington in 1960. He was elected to the Twins Hall of Fame, and was inducted during the 2007 season. A former pitcher, Rantz, 71, was the winning pitcher for the University of Minnesota in the deciding game of the 1960 College World Series. He spent five years as a player and manager before joining the Twins' front office following the 1965 season.

He spent four years as Assistant Public Relations Director before moving into the minor league and scouting department. He was named Director of Minor League Operations in January, 1986.

Rantz' duties include full administration of the minor league department, including the working relationships with the Twins' six affiliates. He is responsible for player moves at the minor league level and for the development of young talent for the major league club. Rantz also handles contract negotiations with minor league players. In 1997, he was the *Topps* Long and Meritorious Service Award winner and in 2000, the Twins organization was named *Topps* Organization of the Year. Baseball America recognized the Twins as Organization of the Year in 2002 and 2004. In 2008, he was selected by minor league baseball as the first recipient of the Sheldon "Chief" Bender award for distinguished service, player development and fostering good relationships with the organization's affiliates.

Jim and his wife, Pearl, have four grown children and make their home in Lino Lakes, MN.



## DERON JOHNSON

### DIRECTOR OF SCOUTING



Deron Johnson has been a member of the Twins' organization since January of 1994, while working as the Northern California Area Scout. Johnson was promoted to West Coast Supervisor in October of 1998 and on September 13, 2007, he was promoted to Director of Scouting for the Twins. In this position, he will lead the Twins 27-man scouting staff in organization and preparation for the annual June Draft of high school and college players. Johnson will also work with Pro Scouting Coordinator Vern Followell to ensure coverage of all 30 Major League teams and their minor league affiliates.

Johnson, 42, was born and raised in Vallejo, CA, and graduated from St. Mary's College in Moraga, CA with a BA in Liberal Arts/Business Administration in 1991. Prior to joining the Twins, Johnson played three minor league seasons as an outfielder in the Pittsburgh Pirates organization from 1988 – 1990. He served as the Assistant Baseball Coach & Recruiting Coordinator for the University of San Francisco from 1992–1993. In addition, Johnson has provided coverage of minor league and major league teams and has been part of the Twins Advance Scouting team for the post-season over the past five years.

Deron and his wife, Alicia, have four children, Ashley, Alexis, Deron, Jr. and Dominique, and reside in Sacramento, CA.



## BRAD STEIL


### DIRECTOR OF BASEBALL OPERATIONS



Brad Steil completed his ninth year in the Twins' organization and his second as Director of Baseball Operations. He is responsible for establishing and overseeing the budget for the minor league, major league and scouting departments, as well as acting as the liaison between the IS and baseball departments in regards to the computer scouting and evaluation programs. He travels to all the affiliates to evaluate players in the Twins' system and monitors the working relationship between the club and their affiliates.

Steil, 33, was hired as the Administrative Assistant for Scouting in 2001 and was promoted to Baseball Operations Assistant position in September of 2007.

Steil is a native of Litchfield, MN, and graduated magna cum laude from Concordia College (Moorhead) in 1999. He also attended the St. Thomas Graduate School of Business (1999-2000) and currently resides in Burnsville, MN.



## JOEL LEPEL

### MINOR LEAGUE FIELD COORDINATOR



Joel Lepel completed his fourth season as the Twins' Minor League Field Coordinator. He is responsible for evaluating minor league players and staff, coordinating and participating in on-field instruction, developing organization policies throughout the system and setting up and overseeing the daily workout schedule during spring training, regular season and instructional league.

Lepel, 51, spent five seasons (2001-05) as the Twins' Midwest Scouting Supervisor. Prior to that, he spent eight years as an area scout, covering North and South Dakota, Nebraska, Iowa, Wisconsin and Minnesota.

A native of Plato, MN, Lepel was signed as an 18th round draft choice by the Montreal Expos out of Mankato State University in 1980. He spent three seasons as a player in the Expos' system, before coaching at Western Kentucky University and Clemson University from 1983-88. Lepel came to the Twins' organization in 1989, managing the Sarasota Twins (Rookie, Gulf Coast League) for two seasons and the Kenosha Twins (A, Midwest League) in 1991 before becoming an area scout.

Joel and his wife Elynn reside in Plato, MN.

**2009  
MANAGER  
COACHES  
STAFF  
40-MAN ROSTER**





# RON GARDENHIRE

## MANAGER

# 35

**Named Twins' manager, January 4, 2002,**

**replacing Tom Kelly.**

**Height: 6-0**

**Weight: 240**

**Bats: R**

**Throws: R**

**Born: October 24, 1957 in Butzbach, West Germany**

**Resides: Little Canada, MN**

**Contract Status: Signed two-year contract extension thru 2011,  
11/13/08**



**PERSONAL:** Ronald Clyde Gardenhire...nickname: 'Gardy'...wife Carol (Kissling), who grew up in White Bear Lake, MN, and is graduate of Mariner High School, children Toby (9/8/82), Tiffany (3/18/85) and Tara (3/22/90)...1975 graduate of Okmulgee (OK) High School where he was All-State shortstop...All-Conference selection at Paris (TX) Junior College...majored in physical education at University of Texas...set school record of 10 RBI in game, March 5, 1978 vs. Arkansas...captain and All-Conference shortstop in senior year, leading Longhorns to Southwest Conference championship and fourth place in College World Series...2005 recipient of the Carl R. Pohlad Award recognizing outstanding community service throughout the Upper Midwest...dedicates his time in support of military veterans, is spokesman for the Minnesota Department of Public Safety's "Buckle Up, Drive at Safe Speeds and Don't Drink and Drive" PSA campaigns and the "Minnesota Twins/3M Totally Awesome Coaches Award" program recognizing outstanding youth sports coaches in Minnesota.

**2009:** Won 700th career game as manager, September 22 at Chicago (AL)...ejected for 47th time in his managerial career (sixth of season), September 26 at Kansas City.

**2008:** Was ejected for 41st time in his managerial career (fifth of season), July 31 vs. Chicago (AL)...recorded 600th career win, August 11 vs. New York (AL)...signed two-year contract extension, November 13...finished second in the American League Manager of the Year voting behind Tampa Bay's Joe Maddon...named American League Manager of the Year by *Baseball America*.

**2007:** Suffered first losing season in his managerial history...recorded 500th career win, July 6 at Chicago (AL)...tied Sam Mele for second on the Twins' All-Time managerial win list with his 522nd win, August 26 at Baltimore...won his 523rd game as Manager, August 31 vs. Kansas City, moving into sole possession of second on the Twins' All-Time list...36th career ejection (eighth of season), September 17 vs. Texas.

**2006:** Became first manager in club history to have five consecutive winning seasons and the third manager in Major League history to reach the playoffs in four of first five seasons as a manager (Cito Gaston, 1989-1993 with Toronto and Larry Dierker, 1997-2001 with Houston)...recorded 400th career win, June 27 vs. Los Angeles (NL)...28th career ejection, (eighth of season), September 5 vs. Tampa Bay.

**2005:** Signed two-year contract extension through 2007, January 5...recorded 300th career win as manager, May 20 vs. Milwaukee...20th career ejection (fifth of season), July 18 vs. Baltimore...became first manager in club history to have four consecutive winning seasons...rated second Best Manager in American League by *Baseball America*.

**2004:** Recorded 200th career win as manager, May 5 at Seattle...15th career ejection (fourth of season), September 2 vs. Texas...became just the fourth manager in Major League history to begin his managerial career with three straight first place finishes, joining Larry Dierker (Houston, 1997-99), Ralph Houk (New York Yankees, 1961-63) and Hughie Jennings (Detroit, 1907-09)...became the first American League manager to finish in first place in each of his first three years as manager of a team since Dick Williams with Oakland from 1971-73...first manager in Twins history to lead a team to three playoff appearances...became the third Twins manager to have three 90-plus win seasons (Mele in 1962, '63 and '65 and Kelly in 1988, '91 and '92) but the first to do it in three straight years...also became the seventh manager in Major League history to record 90 victories in each of his first three seasons, last done by Davey Johnson of the New York Mets (1984-86)...named Co-Manager of the Year with Texas' Buck Showalter by *The Sporting News* and finished second in the American League Manager of the Year as voted by the BBWAA.

**2003:** Recorded 100th career win as manager, April 13 at Toronto...11th career ejection (seventh of season), September 8 at Chicago (AL)...became just the fourth manager in American League history to begin his managerial career with consecutive first place finishes, joining Ralph Houk (1961 and 1962 with New York), Mickey Cochrane (1934 and 1935 with Detroit) and Hughie Jennings (1907 and 1908 with Detroit)...he is just the sixth manager ever in Major League history to start a managerial career with consecutive first place finishes, with Bob Brenly (2001 and 2002 with Arizona) and Larry Dierker (1997 and 1998 with Houston) having done it in the National League...became the first American League manager to finish in first place in consecutive years in his first two years with a club since Alvin Dark led the A's to back-to-back West Division titles in 1974 and 1975 (Billy Martin and Whitey Herzog both led their respective teams to division titles in 1976 and 1977, but they had both managed in part of the 1975 season)...became the first manager in Twins history to lead a team to consecutive playoff appearances and becomes just the second Twins manager to lead a team to the postseason twice (Tom Kelly in 1987 and 1991)...finished second in the American League Manager of the Year voting...signed two-year contract extension through 2005, October 9.

**2002:** Named manager of the Twins, January 4...signed two-year contract with club option for 2004...became the 12th manager in Twins history...first win as Twins' manager, April 1 at Kansas City...first career ejection as manager, April 11 at Cleveland...ejected four times on season, last coming July 14 vs. Texas...finished third in the American League Manager of the Year voting.

**1998:** Named Twins' third base coach, November 30.

**1996:** Returned to field as first base coach.

**1995:** Served as bench coach after rupturing Achilles tendon, March 2.

**1990:** Southern League co-Manager of the Year with Jacksonville's Jerry Manuel...named league's Best Managerial Prospect by *Baseball America*...signed as Twins' third base coach, November 14.

**1989:** Named league's Best Manager by *Baseball America*.

**1988:** Named manager of Single-A Kenosha.

### MANAGER WINS SINCE 2002

Manager	Team	Won	Lost	Pct.
Mike Scioscia	Angels	646	488	.570
Tony LaRussa	Cardinals	634	499	.560
Bobby Cox	Braves	623	509	.550
<b>Ron Gardenhire</b>	<b>Twins</b>	<b>623</b>	<b>512</b>	<b>.549</b>

**1986:** Traded to Twins for pitcher Don Isaparro, November 12.

**1983:** Homered to win championship game of Triple-A World Series over Portland.

**1982:** Tied pitcher Charlie Puleo for John J. Murphy Award as Mets' top spring training rookie...first Major League home run, off Ray Burris, June 29 at Montreal.

**1981:** Made Major League debut, September 1...singled off Bruce Sutter for first big league hit, September 11 at St. Louis.

**1979:** Named to Carolina League All-Star team.

**PROFESSIONAL:** New York Mets' 6th round pick in June, 1979 free agent draft.

GARDENHIRE'S PLAYING RECORD																			
YEAR	TEAM	AVG	G	AB	R	H	2B	3B	HR	RBI	SH	SF	HB	BB	SO	SB	CS	E	OBP
1979	Lynchburg	.296	70	277	36	82	13	3	4	27	9	1	0	21	45	9	5	21	.344
1980	Jackson	.258	127	458	58	118	16	6	6	64	6	4	4	45	68	13	9	41	.327
1981	Tidewater	.254	125	414	52	105	17	8	2	40	6	4	2	28	61	28	12	33	.338
	NEW YORK (NL)	.271	27	48	2	13	1	0	0	3	0	0	0	5	9	2	2	2	.340
1982	NEW YORK (NL)	.240	141	384	29	92	17	1	3	33	12	5	0	23	55	5	6	29	.279
1983	Tidewater	.287	102	387	63	111	20	6	4	39	5	2	2	34	54	9	7	27	.346
	NEW YORK (NL)	.063	17	32	1	2	0	0	0	1	0	0	0	1	4	0	0	0	.091
1984	NEW YORK (NL)	.246	74	207	20	51	7	1	1	10	1	1	0	9	43	6	1	12	.276
1985	Tidewater	.211	22	71	3	15	2	0	1	10	0	0	0	6	13	0	2	5	.273
	NEW YORK (NL)	.179	26	39	5	7	2	1	0	2	2	0	0	8	11	0	0	4	.319
1986	Tidewater	.276	96	323	41	89	10	4	4	33	5	1	0	44	48	11	5	19	.361
1987	Portland	.272	117	389	49	106	16	4	6	50	2	3	1	45	70	1	1	5	.347
Major League Totals		.232	285	710	57	165	27	3	4	49	15	6	0	46	122	13	9	47	.277

RECORD AS MANAGER								
Year	Club	League	Position		Won	Lost	Pct.	
1988	Kenosha	Midwest League	1st (N. Div., 1st half), 2nd (N. Div., 2nd half)		81	59	.579	
1989	Orlando	Southern League	1st (E. Div., 1st half), 2nd (N. Div., 2nd half)		79	65	.549	
1990	Orlando	Southern League	1st (E. Div., 1st half), 2nd (E. Div., 2nd half)		85	59	.590	
2002	Minnesota	American League	1st (Central Division)		94	67	.584	
2003	Minnesota	American League	1st (Central Division)		90	72	.556	
2004	Minnesota	American League	1st (Central Division)		92	70	.568	
2005	Minnesota	American League	3rd (Central Division)		83	79	.512	
2006	Minnesota	American League	1st (Central Division)		96	66	.593	
2007	Minnesota	American League	3rd (Central Division)		79	83	.488	
2008	Minnesota	American League	2nd (Central Division)		88	75	.540	
2009	Minnesota	American League	1st (Central Division)		87	77	.530	
Minor League Totals					245	183	.572	
Major League Totals					623	512	.549	

DIVISION SERIES RECORD						
Year	Club	Opponent	Won	Lost	Pct.	
2002	Minnesota	Oakland	3	2	.600	
2003	Minnesota	New York (AL)	1	3	.250	
2004	Minnesota	New York (AL)	1	3	.250	
2006	Minnesota	Oakland	0	3	.000	
Division Series Totals			5	11	.313	

LEAGUE CHAMPIONSHIP SERIES RECORD						Won	Lost	Pct.
Year	Club	Opponent						
2002	Minnesota	Anaheim				1	4	.200

TWINS' MANAGERS					
Managers:	Seasons	Finishes	Won	Lost	Pct.
*Cookie Lavagetto	1961	9th	25	41	.379
Sam Mele	1961-67	7th-2nd-3rd-6th-1st-2nd-6th	522	431	.548
*Cal Ermer	1967-68	2nd-7th	145	129	.529
*Billy Martin	1969	1st	97	65	.599
*Bill Rigney	1970-72	1st-5th-3rd	208	184	.531
Frank Quilici	1972-75	3rd-3rd-3rd-4th	280	287	.494
*Gene Mauch	1976-80	3rd-4th-4th-4th-4th	378	394	.490
Johnny Goryl	1980-81	3rd-6th	34	38	.472
Billy Gardner	1981-85	(7th-4th)-7th-5th-2nd-6th	268	353	.432
Ray Miller	1985-86	4th-7th	109	130	.456
Tom Kelly	1986-01	6th-1st-2nd-5th-7th-1st-2nd-5th-4th-5th-4th-4th-5th-5th-2nd	1140	1244	.478
Ron Gardenhire	2002-08	1st-1st-1st-3rd-1st-3rd-2nd-1st	623	512	.549
(* - Deceased)					





# RICK ANDERSON

## PITCHING COACH

# 40

**Named:** January 7, 2002

**Height:** 6-0

**Weight:** 190

**Bats:** R

**Throws:** R

**Born:** 11/29/56 in Everett, WA

**Resides:** Woodbury, MN

**Contract Status:** Signed two-year contract thru 2010, 11/13/08



**PERSONAL:** Richard Arlen Anderson...wife Rhonda (Mason), daughters Cortnie (9/11/82) and Ashley (10/27/91), and son Ricky (6/7/86)...1975 graduate of Mariner (WA) High School where he was selected to the All-State team in senior season...attended Everett Community College and the University of Washington.

**2002:** Named Twins' pitching coach, January 7.

**1995:** Named pitching coach for Triple-A Salt Lake.

**1993-94:** Pitching coach for Double-A Nashville.

**1990-92:** Pitching coach for Single-A Kenosha.

**1989:** Joined Twins' organization as pitching coach for rookie level Sarasota.

**1988:** Began season at Omaha...promoted and pitched season-high 7.1 innings, June 22 at Chicago.

**1987:** Acquired by Kansas City along with catcher Ed Hearn and pitcher Mauro Gozzo from New York in exchange for pitcher David Cone and catcher Chris Jelic, March 27.

**1986:** Began season at Tidewater...recalled June 8...made Major League debut, June 9 vs. Philadelphia...first Major League win, August 6 at Chicago...only professional save, August 10 at Montreal.

**1985:** Named to International League All-Star team.

**1979:** Recorded 9-inning no-hitter, May 12 vs. Shreveport.

**PROFESSIONAL:** New York Mets' 24th round pick of the June, 1978 free agent draft...signed by scout Marvin Scott.

### ANDERSON'S PITCHING RECORD

YEAR	CLUB	W-L	ERA	G	GS	CG	SH	SV	IP	H	R	ER	HR	HB	BB	SO	WP	BK	BAA
1978	Little Falls	2- 3	2.25	14	2	1	0	3	40.0	48	25	10	1	0	20	40	4	0	.286
1979	Jackson	8-11	3.85	25	21	7	1	0	131.0	124	72	56	5	3	43	71	4	0	.240
1980	Tidewater	1- 3	3.83	14	0	0	0	1	40.0	36	18	17	4	0	15	25	0	0	.231
	Jackson	3- 2	3.23	25	1	0	0	4	64.0	57	24	23	7	1	17	48	1	1	.229
1981	Tidewater	3- 5	3.34	37	0	0	0	3	89.0	68	34	33	3	1	45	41	2	0	.203
1982	Tidewater	4- 2	3.26	31	0	0	0	2	80.0	84	35	29	6	0	23	49	2	0	.259
1983	Jackson	5- 1	3.59	13	12	1	0	1	77.2	77	40	31	7	4	29	48	2	0	.247
	Tidewater	2- 1	4.05	15	1	0	0	2	40.0	37	19	18	1	0	22	23	2	0	.236
1984	Tidewater	6- 9	3.38	26	17	3	1	3	130.1	118	59	49	9	1	48	93	3	1	.236
1985	Tidewater	6- 3	1.98	48	2	0	0	7	95.1	79	28	21	3	0	33	54	2	1	.242
1986	Tidewater	7- 2	2.68	22	8	1	1	0	84.0	76	26	25	8	0	16	56	1	0	.217
	NEW YORK (NL)	2- 1	2.72	15	5	0	0	1	49.2	45	17	15	3	0	11	21	1	1	.245
1987	KANSAS CITY	0- 2	13.85	6	2	0	0	0	13.0	26	22	20	3	2	9	12	0	0	.394
	Omaha	6- 5	4.52	15	14	0	0	0	79.2	94	44	40	9	3	22	47	6	0	.281
1988	Omaha	7- 4	2.62	14	14	4	2	0	99.2	92	37	29	5	3	23	54	0	0	.235
	KANSAS CITY	2- 1	4.24	7	3	0	0	0	34.0	41	17	16	3	1	9	9	1	0	.308
<b>National League Totals</b>		<b>2- 1</b>	<b>2.72</b>	<b>15</b>	<b>5</b>	<b>0</b>	<b>0</b>	<b>1</b>	<b>49.2</b>	<b>45</b>	<b>17</b>	<b>15</b>	<b>3</b>	<b>0</b>	<b>11</b>	<b>21</b>	<b>1</b>	<b>1</b>	<b>.245</b>
<b>American League Totals</b>		<b>2- 3</b>	<b>6.89</b>	<b>13</b>	<b>5</b>	<b>0</b>	<b>0</b>	<b>0</b>	<b>47.0</b>	<b>67</b>	<b>39</b>	<b>36</b>	<b>6</b>	<b>3</b>	<b>18</b>	<b>21</b>	<b>1</b>	<b>0</b>	<b>.337</b>
<b>Major League Totals</b>		<b>4- 4</b>	<b>4.75</b>	<b>28</b>	<b>10</b>	<b>0</b>	<b>0</b>	<b>1</b>	<b>96.2</b>	<b>112</b>	<b>56</b>	<b>51</b>	<b>9</b>	<b>3</b>	<b>29</b>	<b>42</b>	<b>2</b>	<b>1</b>	<b>.292</b>



# STEVE LIDDLE

## BENCH COACH

9

**Named:** January 7, 2002

**Height:** 6-4

**Weight:** 220

**Bats:** R

**Throws:** R

**Born:** 3/4/59 in Nashville, TN

**Resides:** Smyrna, TN

**Contract Status:** Signed two-year contract thru 2010, 11/13/08



**PERSONAL:** Steven Michael Liddle...wife Anne (Huey), sons Benjamin (8/16/94) and Jake (12/28/98), and daughter Sarah (8/27/01)...1977 graduate of McGavock (TN) High School where he played baseball and basketball...played in state championships in baseball sophomore year and basketball in junior year...1981 graduate of David Lipscomb University with a degree in Physical Education...was member of 1979 NAIA Championship team and was named NAIA All-American in junior and senior seasons.

**2002:** Named Twins' bench coach, January 7.

**1999:** Named Twins' Minor League Field Coordinator.

**1998:** Lost to GCL Rangers in semi-finals of playoffs.

**1997:** Named Manager of rookie level Gulf Coast League Twins.

**1995-96:** Was hitting coach for Triple-A Salt Lake...produced two minor league batting titles (1995 & '96) and two Pacific Coast League batting champions (Riccardo Ingram in '95 and Brian Raabe in '96).

**1993:** Named manager of Single-A Ft. Myers.

**1992:** Lost to Stockton 3-1 in in the California League Championship.

**1989:** Named manager of Single-A Kenosha.

**1987:** Acquired by Minnesota from California in exchange for third baseman Stan Holmes, March 23...was 45-150 (.300) in home games...threw out 45 of 115 (39%) runners attempting to steal...led Southern League catchers in assists (77) and doubleplays (12).

**1984:** Played on Pacific Coast League championship team.

**1983:** Led Eastern League catchers in games, putouts, assists and doubleplays.

**PROFESSIONAL:** Signed with California as a free agent, June 15, 1981...signed by scout Larry Himes.

### LIDDLE'S PLAYING RECORD

YEAR	TEAM	AVG	G	AB	R	H	2B	3B	HR	RBI	SH	SF	HB	BB	SO	SB	CS	E	OBP
1981	Idaho Falls	.455	3	11	6	5	1	1	0	5	0	0	0	3	2	0	1	0	.571
	Redwood	.302	47	126	22	38	8	2	3	28	3	2	1	14	21	2	0	8	.371
1982	Redwood	.234	55	158	14	37	7	0	3	19	4	3	2	17	21	1	3	10	.311
	Holyoke	.300	45	150	13	45	8	0	1	16	0	3	0	11	14	0	0	9	.341
1983	Nashua	.223	117	381	46	85	15	0	5	45	5	7	5	52	72	4	4	19	.319
1984	Edmonton	.262	92	301	40	79	10	4	6	51	5	6	1	44	53	0	0	12	.352
1985	Edmonton	.307	25	75	12	23	7	0	2	13	0	2	0	12	12	0	1	3	.393
1986	Edmonton	.294	63	201	29	59	13	1	4	27	1	3	0	25	34	1	1	10	.367
	Midland	.300	29	110	10	33	7	1	1	19	0	1	0	11	15	0	1	2	.361
1987	Orlando	.271	94	321	39	87	17	1	9	27	1	0	2	24	36	0	0	9	.326
	Portland	.000	3	10	0	0	0	0	0	0	0	0	0	0	1	0	0	0	.000
1988	Portland	.200	42	125	17	25	7	3	0	10	0	2	1	14	19	0	0	7	.282
<b>Minor League Totals</b>		<b>.262</b>	<b>615</b>	<b>1969</b>	<b>248</b>	<b>516</b>	<b>100</b>	<b>13</b>	<b>34</b>	<b>260</b>	<b>19</b>	<b>29</b>	<b>12</b>	<b>227</b>	<b>300</b>	<b>8</b>	<b>11</b>	<b>89</b>	<b>.338</b>

### RECORD AS MANAGER

Year	Club	League	Position	Won	Lost	Pct.
1989	Kenosha	Midwest	4th (1st half), 5th (2nd half)	63	66	.488
1990	Kenosha	Midwest	5th (1st half), 5th (2nd half)	61	77	.442
1991	Visalia	California	5th (1st half), 3rd (2nd half)	58	78	.426
1992	Visalia	California	3rd (1st half), 1st (2nd Half)	75	61	.551
1993	Ft. Myers	Florida State	6th (1st half), 6th (2nd half)	55	79	.410
1994	Ft. Myers	Florida State	6th (1st half), 4th (2nd half)	71	63	.530
1997	GCL Twins	Gulf Coast	8th (1st half), 4th (2nd half)	28	32	.467
1998	GCL Twins	Gulf Coast	1st (West Division)	34	26	.567
<b>Minor League Totals</b>				<b>445</b>	<b>482</b>	<b>.480</b>



# RICK STELMASZEK

## BULLPEN COACH

# 43

**Named:** December 3, 1980

**Height:** 6-0

**Weight:** 195

**Bats:** L

**Throws:** R

**Born:** 10/8/48 in Chicago, IL

**Resides:** Chicago, IL

**Contract Status:** Signed two-year contract thru 2010, 11/13/08



**PERSONAL:** Richard Francis Stelmazek (Stel-MAY-sek)...nickname: 'Stelly'...wife Kathie (Markusic), son Michael (11/8/86)...attended DePaul University, studying liberal arts.

**2009:** Holds longevity record for Twins' coaches, with 2009 being his 29th season.

**1992:** Bullpen coach for American League All-Star team, July 14 at San Diego.

**1988:** Bullpen coach for American League All-Star team, July 12 at Cincinnati.

**1980:** Midwest League Manager of the Year...named Twins' coach, December 3.

**1978:** Joined Twins' organization as manager of Wisconsin Rapids.

**1976:** Traded to New York Yankees for pitcher Gerry Pirtle, January 23.

**1974:** Traded to Chicago Cubs for pitcher Horacio Pina, July 27...lone big league home run, off Don Sutton, August 20 vs. Los Angeles.

**1973:** Singled off Nolan Ryan for first major league hit, May 19 at California...traded to California with first baseman Mike Epstein and pitcher Rich Hand for pitcher Lloyd Allen and first baseman Jim Spencer, May 20.

**1971:** Major League debut, June 25 at New York.

**1970:** Eastern League All-Star selection.

**1969:** Named to Western Carolina League All-Star team.

**PROFESSIONAL:** Washington's 11th round pick in June, 1967 free agent draft...signed by Jack Sheehan, same scout who signed his father.

### STELMASZEK'S PLAYING RECORD

YEAR	CLUB	AVG	G	AB	R	H	2B	3B	HR	RBI	SH	SF	HB	BB	SO	SB	CS	E	OBP
1968	Salisbury	.196	55	153	15	30	2	3	2	16	3	1	2	44	35	3	3	7	.380
	Geneva	.276	46	127	15	35	5	2	3	21	0	1	3	27	19	1	1	6	.475
1969	Shelby	.288	115	358	54	103	16	5	5	58	0	7	3	91	43	2	1	14	.429
1970	Pittsfield	.246	128	386	50	95	11	4	4	47	6	7	4	98	41	1	0	17	.398
1971	Denver	.247	73	194	27	48	1	1	1	25	0	3	1	49	43	0	2	3	.397
	Washington	.000	6	9	0	0	0	0	0	0	0	0	0	0	3	0	0	0	.000
1972	Hawaii	.000	5	10	0	0	0	0	0	0	0	0	0	2	6	0	0	0	.167
	Den.-Indianapolis	.228	94	246	22	56	6	2	1	34	1	1	0	72	62	0	2	12	.401
1973	Salt Lake City	.236	43	106	17	25	7	1	0	8	4	1	0	39	19	2	2	2	.438
	CALIFORNIA	.154	22	26	2	4	1	0	0	3	1	0	0	6	7	0	0	0	.313
	TEXAS	.111	7	9	0	1	0	0	0	0	0	0	0	1	2	0	0	0	.200
1974	Salt Lake City	.269	83	260	39	70	12	3	6	40	1	3	3	55	34	2	1	7	.414
	CHICAGO (NL)	.227	25	44	2	10	2	0	1	7	1	1	0	10	6	0	0	1	.364
1975	Wichita	.265	106	336	40	89	14	3	6	47	0	4	1	61	52	1	1	11	.376
1976	Syracuse	.220	74	214	30	47	10	0	2	23	7	0	0	49	26	0	1	6	.365
1977	Tucson	.283	83	240	27	68	9	1	2	35	2	3	0	50	19	2	6	10	.403
1978	Wisconsin Rapids	.273	23	55	15	15	6	0	0	7	1	2	2	16	7	0	0	2	.440
<b>American League Totals</b>		<b>.114</b>	<b>35</b>	<b>44</b>	<b>2</b>	<b>5</b>	<b>1</b>	<b>0</b>	<b>0</b>	<b>3</b>	<b>1</b>	<b>0</b>	<b>0</b>	<b>7</b>	<b>12</b>	<b>0</b>	<b>0</b>	<b>0</b>	<b>.235</b>
<b>National League Totals</b>		<b>.227</b>	<b>25</b>	<b>44</b>	<b>2</b>	<b>10</b>	<b>2</b>	<b>0</b>	<b>1</b>	<b>7</b>	<b>1</b>	<b>1</b>	<b>0</b>	<b>10</b>	<b>6</b>	<b>0</b>	<b>0</b>	<b>1</b>	<b>.364</b>
<b>Major League Totals</b>		<b>.170</b>	<b>60</b>	<b>88</b>	<b>4</b>	<b>15</b>	<b>3</b>	<b>0</b>	<b>1</b>	<b>10</b>	<b>2</b>	<b>1</b>	<b>0</b>	<b>17</b>	<b>18</b>	<b>0</b>	<b>0</b>	<b>1</b>	<b>.302</b>

### RECORD AS MANAGER

Year	Club	League	Position	Won	Lost	Pct.
1978	Wisconsin Rapids	Midwest	4th (N. Div., 1st half), 3rd (N. Div., 2nd half)	62	76	.449
1979	Wisconsin Rapids	Midwest	4th (N. Div., 1st half), 3rd (N. Div., 2nd half)	60	72	.455
1980	Wisconsin Rapids	Midwest	4th (N. Div., 1st half), 1st (N. Div., 2nd half)	77	64	.546
<b>Minor League Totals</b>				<b>199</b>	<b>212</b>	<b>.484</b>



# SCOTT ULLGER

## THIRD BASE COACH

# 45

**Named:** November 30, 1998  
**Height:** 6-3  
**Bats:** R  
**Born:** 6/10/56 in New York, NY  
**Resides:** Visalia, CA  
**Contract Status:** Signed two-year contract thru 2010, 11/13/08

**Weight:** 200  
**Throws:** R



**PERSONAL:** Scott Matthew Ullger (ULL-jer)...wife Selene (Mullins), daughter Jenna (4/24/85)...majored in criminal justice at St. John's (NY) University where he was a shortstop.

**2006:** Moved from hitting coach to third base coach.

**2003:** Coached third base for remainder of season due to Al Newman's illness, September 10.

**2002:** Managed team in Ron Gardenhire's absence (3-2), June 26-30.

**1998:** Named Twins' batting coach, November 30.

**1995:** Coached third base due to Ron Gardenhire's ruptured Achilles tendon.

**1994:** Led Salt Lake to wild card berth in playoffs, but lost (3-2) against Vancouver...seventh consecutive winning season and guided his team to playoffs for fifth straight season...named Twins' first base coach, October 7.

**1993:** Won both halves of division, but lost to Tucson (4-2) in Pacific Coast League championship...named league's outstanding manager and Best Managerial Prospect by *Baseball America*.

**1992:** Won second half division, but lost to Vancouver in divisional playoffs.

**1991:** Led Orlando to second half championship, then beat Greenville (3-0) in divisional playoffs and Birmingham (3-1) in Southern League championship in first year as manager there...was Orlando's first championship since 1981 when Tom Kelly was manager and Ullger was first baseman/outfielder...named manager at Portland, November 22.

**1990:** Won both halves of division, compiling 90-51 record, before losing to Bakersfield (3-2) in divisional playoffs...named California League Manager of the Year...named league's Best Managerial Prospect by *Baseball America*.

**1988:** Began managerial career at Visalia.

**1984:** Had highest fielding percentage among league first basemen, but was nine games shy of qualifying.

**1983:** Major League debut, April 17 vs. California...was hitless in first 19 at-bats before singling off Steve Renko for first Major League hit and rbi, June 8 at Kansas City.

**1982:** Led International League in on-base percentage (.423).

**1981:** Southern League All-Star...tied for league-lead in sacrifice flies (9).

**1980:** Switched to outfield after playing third base his first three seasons...led league outfielders in fielding percentage (.987).

**1978:** Led league in doubles and was eighth in batting.

**PROFESSIONAL:** Minnesota's 18th round pick in June, 1977 free agent draft...signed by scout Herb Stein.

### ULLGER'S PLAYING RECORD

YEAR	TEAM	AVG	G	AB	R	H	2B	3B	HR	RBI	SH	SF	HB	BB	SO	SB	CS	E	OBP
1977	Wic. Rapids	.293	81	276	52	81	17	4	5	35	4	2	3	56	66	7	12	17	.415
1978	Visalia	.320	134	465	105	149	36	2	20	108	5	7	8	96	78	13	4	33	.439
1979	Orlando	.269	126	412	66	111	21	4	8	50	6	8	6	69	73	7	4	29	.405
1980	Orlando	.263	136	460	55	121	25	0	8	51	4	0	3	73	89	2	4	4	.368
1981	Orlando	.269	138	483	86	130	23	2	20	87	8	9	6	77	72	2	6	6	.370
1982	Toledo	.290	115	352	77	102	16	4	14	60	5	0	3	78	74	4	2	4	.423
1983	MINNESOTA	.190	35	79	8	15	4	0	0	5	0	0	1	5	21	0	2	2	.247
1984	Toledo	.258	113	357	50	92	16	1	11	58	4	5	3	58	84	1	2	6	.362
1985	Toledo	.292	112	384	58	112	13	6	15	58	3	4	2	59	55	2	1	9	.385
1986	Toledo	.262	121	413	50	108	10	2	15	57	0	4	2	51	63	0	0	8	.359
1987	Rochester	.277	96	307	52	85	19	0	12	38	2	0	2	39	84	1	3	5	.362
<b>Major League Totals</b>		<b>.190</b>	<b>35</b>	<b>79</b>	<b>8</b>	<b>15</b>	<b>4</b>	<b>0</b>	<b>0</b>	<b>5</b>	<b>0</b>	<b>0</b>	<b>1</b>	<b>5</b>	<b>21</b>	<b>0</b>	<b>2</b>	<b>2</b>	<b>.247</b>

### ULLGER'S RECORD AS MANAGER

Year	Club	League	Position	W	L	Pct.
1988	Visalia	California	3rd (1st half), 2nd (2nd half)	80	62	.563
1989	Visalia	California	4th (1st half), 2nd (2nd half)	76	66	.535
1990	Visalia	California	1st (1st half), 1st (2nd half)	90	51	.638
1991	Orlando	Southern	1st (1st half), 1st (2nd half)	77	67	.535
1992	Portland	Pacific Coast	2nd (1st half), 2nd (2nd half)	83	61	.576
1993	Portland	Pacific Coast	1st (1st half), 1st (2nd half)	87	56	.608
1994	Salt Lake	Pacific Coast	2nd (1st half), 2nd (2nd half)	74	70	.514
<b>Minor League Totals</b>				<b>567</b>	<b>433</b>	<b>.567</b>



# JOE VAVRA

## HITTING COACH

# 46

**Named:** October 27, 2005  
**Height:** 5-11  
**Bats:** L  
**Born:** 11/16/59 in Chippewa Falls, WI  
**Resides:** Menomonie, WI  
**Contract Status:** Signed two-year contract thru 2010, 11/13/08



**PERSONAL:** Joseph Alan Vavra...wife Lesa (Heise), sons Tanner (7/6/89), Treysen (9/17/91) and Terrin (5/12/97)...1978 graduate of Chippewa Falls Senior (WI) High School...named captain and MVP in baseball during senior season...1985 graduate of University of Wisconsin-Stout with a degree in Industrial Technology with a concentration in Plant Engineering.

**2005:** Named Twins' hitting coach, October 27.

**2002-2005:** Served as Twins' Minor League Field Coordinator.

**2001:** Served as Head Coach at University of Wisconsin-Stout before becoming interim Director of Player Development for the Los Angeles Dodgers.

**2000:** Minor League Baserunning and Bunting instructor for the Los Angeles Dodgers.

**1999:** Served as Major League roving coach for first half of the season before serving as Minor League Field Coordinator in the second half.

**1998:** Began season as Special Assignment Major League Coach for the Los Angeles Dodgers...became Minor League Field Coordinator at mid-point of season.

**1994-97:** Managed Single-A Yakima and named Northwest League Manager of the Year in 1994 and 1996...led Yakima to Northern Division title in 1994 and Northwest League Championship in 1996.

**1993:** Managed Single-A Vero Beach Dodgers.

**1991-92:** Managed Single-A Yakima in the Northwest League.

**1989-90:** Managed Rookie level Great Falls Dodgers to consecutive league championships.

**1987:** Named coach at Single-A Sarasota.

**PROFESSIONAL:** Los Angeles Dodgers 8th round pick in June, 1982 free agent draft...signed by scout Dale McReynolds.

### VAVRA'S PLAYING RECORD

YEAR	TEAM	AVG	G	AB	R	H	2B	3B	HR	RBI	SH	SF	HB	BB	SO	SB	CS	E	OBP
1982	Lodi	.242	49	149	19	36	5	0	1	10	2	1	0	16	17	2	3	19	.313
1983	Lodi	.312	110	420	58	131	19	2	0	37	0	5	1	37	26	6	4	16	.365
1984	San Antonio	.307	96	300	36	92	15	1	1	40	0	3	0	32	17	4	3	4	.370
	Albuquerque	.227	11	44	5	10	0	0	0	3	1	0	0	3	3	0	1	4	.277
1985	Albuquerque	.272	61	202	31	55	9	1	1	15	1	0	3	21	13	2	0	13	.350
1986	Albuquerque	.250	38	72	11	18	3	1	0	5	1	0	0	7	8	0	2	4	.316
<b>Minor League Totals</b>		<b>.288</b>	<b>365</b>	<b>1187</b>	<b>160</b>	<b>342</b>	<b>51</b>	<b>5</b>	<b>3</b>	<b>110</b>	<b>5</b>	<b>9</b>	<b>4</b>	<b>116</b>	<b>84</b>	<b>14</b>	<b>13</b>	<b>60</b>	<b>.351</b>

### RECORD AS MANAGER

Year	Club	League	Position	Won	Lost	Pct.
1989	Great Falls	Pioneer	1st (Northern Division)	53	14	.791
1990	Great Falls	Pioneer	1st (Northern Division)	48	20	.706
1991	Yakima	Northwest	1st (Northern Division)	44	32	.579
1992	Yakima	Northwest	2nd (Northern Division)	36	40	.474
1993	Vero Beach	Florida State	6th (E. Div., 1st half), 2nd (E. Div., 2nd half)	56	77	.471
1994	Yakima	Northwest	1st (Northern Division)	49	27	.645
1995	Yakima	Northwest	4th (Northern Division)	28	48	.368
1996	Yakima	Northwest	1st (Northern Division)	40	36	.526
1997	Yakima	Northwest	4th (Northern Division)	23	53	.303
<b>Minor League Totals</b>				<b>377</b>	<b>347</b>	<b>.521</b>





# JERRY WHITE

## FIRST BASE COACH

# 13

**Named:** November 30, 1998

**Height:** 5-10

**Weight:** 185

**Bats:** S

**Throws:** R

**Born:** 8/23/52 in Shirley, MA

**Resides:** San Leandro, CA

**Contract Status:** Signed two-year contract thru 2010, 11/13/08



**PERSONAL:** Jerome Cardell White...sons Jerome, Jr. (10/7/73) and Justin (4/30/85), and daughter Noell (12/28/81)...1970 graduate of George Washington (CA) High School where he played baseball and football and ran track and cross country...was All-City in baseball and track in senior season...attended San Francisco City College.

**1998:** Named Twins first base coach, November 30.

**1997:** Detroit Tigers led the American League in steals for first time since 1934.

**1996:** Named coach for Single-A Fort Myers...named Detroit's first base coach and baserunning instructor, November 14.

**1995:** Filled in for injured Ron Gardenhire at Twins' first base coach.

**1994:** Named coach for Single-A Fort Myers.

**1989:** Named Twins' outfield/baserunning coach.

**1987:** Named Twins' roving minor league outfield/baserunning coach.

**1981:** Started every game of NLCS going 5-for-16 (.313) including three-run homer off Dodgers Jerry Reuss in game three.

**1980:** First career pinch-homer off Al Hrabosky, May 19 at Atlanta...had .430 slugging percentage.

**1979:** Batted .316 as pinch-hitter.

**1978:** Traded to Chicago Cubs in exchange for pitcher Woody Fryman, June 23...traded to Montreal along with infielder Rodney Scott in exchange for outfielder Sam Mejias, December 14.

**1977:** Was third in league in doubles, fourth in hits and runs, fifth in triples, sixth in batting and seventh in stolen bases.

**1975:** First Major League home run off Hank Webb, September 8 vs. New York...batted .319 in September and was named Expos Player of the Month.


**1974:** Made Major League debut, September 16 vs. New York.

**1973:** Was third in league in stolen bases.

**PROFESSIONAL:** Montreal Expos 14th round pick in 1970 free agent draft...signed by scout Al Ronning.

		WHITE'S PLAYING RECORD																			
YEAR	TEAM	AVG	G	AB	R	H	2B	3B	HR	RBI	SH	SF	HB	BB	SO	SB	CS	E	OBP		
1970	Bradenton	.289	55	201	32	58	10	2	1	16	1	0	4	18	34	8	4	5	.359		
1971	West Palm Beach	.261	130	505	71	132	17	4	2	32	3	3	5	40	56	17	9	13	.320		
1972	Quebec	.232	26	56	4	13	1	0	0	2	0	0	2	4	8	3	1	0	.306		
	West Palm Beach	.292	27	96	13	28	1	1	1	13	1	1	2	13	9	8	5	2	.384		
1973	Peninsula	.275	112	360	50	99	10	6	1	30	12	1	3	50	54	22	7	5	.367		
1974	Quebec	.246	21	69	13	17	2	2	0	5	1	0	0	10	15	6	2	1	.342		
	Memphis	.257	77	175	28	45	6	2	3	17	3	1	3	11	24	13	5	1	.311		
	MONTREAL	.400	9	10	0	4	1	1	0	2	0	0	0	0	0	3	0	0	.400		
1975	Memphis	.297	98	354	44	105	16	5	10	45	11	2	5	18	31	13	8	6	.338		
	MONTREAL	.299	39	97	14	29	4	1	2	7	0	0	0	5	10	7	2	2	.364		
1976	MONTREAL	.245	114	278	32	68	11	1	2	21	2	0	2	27	31	15	7	3	.316		
1977	Denver	.313	123	463	92	145	32	9	14	57	4	2	4	47	47	25	12	6	.380		
	MONTREAL	.190	16	21	4	4	0	0	0	1	0	0	0	1	3	1	0	0	.227		
1978	Denver	.290	27	100	22	29	4	0	5	19	0	0	2	16	13	7	0	1	.398		
	MONTREAL	.200	18	10	2	2	0	0	0	0	0	0	0	1	3	1	0	0	.273		
	CHICAGO (NL)	.272	59	136	22	37	6	0	1	10	1	2	0	23	16	4	3	2	.373		
1979	MONTREAL	.297	88	138	30	41	7	1	3	18	0	1	1	21	23	8	4	1	.391		
1980	MONTREAL	.262	110	214	22	56	9	3	7	23	1	3	1	30	37	8	7	6	.351		
1981	MONTREAL	.218	59	119	11	26	5	1	3	11	2	1	0	13	17	5	2	3	.293		
1982	MONTREAL	.243	69	115	13	28	6	1	2	13	0	0	2	8	26	3	3	0	.304		
1983	MONTREAL	.147	40	34	4	5	1	0	0	0	0	0	1	12	8	4	0	0	.383		
	Wichita	.248	32	101	18	25	7	2	1	8	0	0	1	19	11	4	0	0	.372		
1984	Seibu	.243	130	469	70	114	15	2	27	68	3	6	5	44	75	12	7	8	.311		
1985	Yokohama	.263	88	308	37	81	18	3	10	45	0	0	0	45	65	11	12	4	.357		
1986	ST. LOUIS	.125	25	24	1	3	0	0	1	3	1	2	0	2	3	0	0	0	.179		
	San Jose	.262	40	149	21	39	6	6	1	22	2	0	0	13	15	8	5	4	.321		
Major League Totals		.254	646	1194	155	303	50	9	21	109	7	9	7	148	174	57	28	17	.337		

## TRAINERS AND CLUBHOUSE MEN



### RICK MCWANE

#### HEAD ATHLETIC TRAINER




Rick McWane completed his 21st season in the Twins' organization and his fifth as head trainer. McWane, 44, attended Liberty University, from which he received his B.S. in Education and Sports Medicine.

A native of Lynchburg, VA, he began his career in 1987 with the N.Y.-Penn. Rookie League Little Falls Mets. He came to the Twins organization in 1989 and served as trainer for their Single-A Visalia team. Rick was the trainer for the Twins Double-A affiliate from 1990-95 and was named Southern League Trainer of the Year in 1992.

He served as the Twins Triple-A trainer from 1996-2001 and was the American League trainer for the Triple-A All-Star Game in 1996 and named Pacific Coast League Trainer of the Year in 2001. A member of the National Athletic Trainers Association, McWane was the Twins assistant trainer from 2002-04.

Rick resides in Woodbury, MN, with his wife Annette, daughter Amanda and son Derrick.



### DAVE PRUEMER

#### ASSISTANT ATHLETIC TRAINER




Dave Pruemer completed his 15th season in the Twins' organization and his fifth as Rick McWane's assistant. Pruemer, 38, attended the University of Southern Illinois where he received his B.S. in Athletic Training.

A native of Teutopolis, IL, he began his career in 1995 with the Twins' organization and served as trainer for their Rookie-Level club in Elizabethton, TN. After one year at Elizabethton, Pruemer was promoted to Single-A Ft. Myers, where he spent the 1996 and 1997 seasons.

Dave was the trainer for Double-A New Britain from 1998-2001 and was named the Eastern League Trainer of the Year in 2000. Selected by Major League Baseball to work the Arizona Fall League in 2001 and 2003, Pruemer also served as the Twins Triple-A trainer from 2002-04. He was named International League Trainer of the Year in 2004.

Dave and his wife Tina, along with daughter Hannah and sons Dillon and Tyler, live in Woodbury, MN.



### ROD MCCORMICK

#### EQUIPMENT MANAGER



Rod McCormick completed his third season with the Twins as the club's equipment manager. McCormick joined the Twins as a ball boy in 1994 and became the home clubhouse assistant in 1998. He was named Home Clubhouse Manager in April of 2007.

A graduate of Minnetonka High School, McCormick attended the University of Minnesota from 1993-96. He oversees all the upkeep of team and personal player equipment and the movement of equipment on all road trips.

Rod and his wife Kristen reside in Excelsior, MN.



### TROY MATCHAN

#### VISITING CLUBHOUSE MANAGER



Troy Matchan completed his 22nd season with the Twins in 2009 and his 12th as the Twins' visiting clubhouse manager. He joined the Twins as a bat boy in 1988, before spending eight years as a visiting clubhouse assistant from 1989-96. In 1997 he was a home clubhouse assistant before moving into his current position.

A Minnetonka High School graduate, Matchan, 40, oversees all equipment needs for visiting teams, supervises the visiting clubhouse during spring training and assists McCormick in various duties.

Troy and his wife Lisa, along with their sons, Logan and Chase, live in Shakopee, MN.



### PERRY CASTELLANO

#### STRENGTH & CONDITIONING



Perry Castellano completed his third season as Strength and Conditioning Coach for the Twins. His responsibilities include day-to-day instruction for the Major League club as well as designing and implementing various programs throughout the entire organization.

Castellano, 50, received a B.S. in Kinesiology from Pepperdine University in Malibu, CA, a master's degree in management from National University in San Diego and a Ph.D. in allied health from Pacific Western University in Westwood, CA. He spent the past five seasons as the Twins' Minor League Strength and Conditioning Coordinator after serving as Minor League Strength and Nutrition Coach for the Texas Rangers from 2000-2001. Castellano was a visiting clinical instructor in athletic training at the University of Tulsa from 1999-2001 and a master instructor at Rancho Santiago College from 1989-1998.

Perry, wife Lori, and sons Cory and Brady reside in Cape Coral, FL.

# TWINS' 40-MAN ROSTER AS OF 10/10/09

NO.	MANAGER/COACHES (7):	B-T	HT.	WT.	BORN	BIRTHPLACE	RESIDENCE	
35	Gardenhire, Ron	R-R	6- 0	180	10/24/57	Butzbach, W. Germany	Little Canada, MN	
40	Anderson, Rick	R-R	6- 0	190	11/29/56	Everett, WA	Woodbury, MN	
9	Liddle, Steve	R-R	6- 4	220	3/ 4/59	Nashville, TN	Smyrna, TN	
43	Stelmaszek, Rick	L-R	6- 0	195	10/ 8/48	Chicago, IL	Chicago, IL	
45	Ullger, Scott	R-R	6- 3	200	6/10/56	New York, NY	Visalia, CA	
46	Vavra, Joe	L-R	5-11	190	11/16/59	Chippewa Falls, WI	Menomonie, WI	
13	White, Jerry	S-R	5-10	185	8/23/52	Shirley, MA	San Leandro, CA	
NO.	PITCHERS (16):	B-T	HT.	WT.	BORN	BIRTHPLACE	RESIDENCE	M.L.S.
30	Baker, Scott	R-R	6- 4	220	9/19/81	Shreveport, LA	Shreveport, LA	3.128
53	Blackburn, Nick	R-R	6- 4	250	2/24/82	Ada, OK	Denton, TX	2.028
28	Crain, Jesse	R-R	6- 1	204	7/ 5/81	Toronto, ON	Longmont, CO	5.039
52	Duensing, Brian	L-L	5-11	195	2/22/83	Marysville, KS	Omaha, NE	0.104
63	Gabino, Armando	R-R	6- 3	210	8/31/83	Santiago, DR	Santiago, DR	0.032
54	Guerrier, Matt	R-R	6- 3	193	8/ 2/78	Cleveland, OH	Birmingham, AL	5.056
44	Keppel, Bobby	R-R	6- 5	215	6/11/82	St. Louis, MO	St. Charles, MO	0.153
47	Liriano, Francisco	L-L	6- 2	201	10/26/83	San Cristobal, DR	Juan Baron, DR	3.104
37	Mahay, Ron	L-L	6- 2	188	6/28/71	Crestwood, IL	Litchfield Park, AZ	8.137
49	Manship, Jeff	R-R	6- 2	202	1/16/85	San Antonio, TX	Boerne, TX	0.054
50	Mijares, Jose	L-L	6- 0	231	10/29/84	Caracas, VZ	Caracas, VZ	1.024
36	Nathan, Joe	R-R	6- 4	220	11/22/74	Houston, TX	Knoxville, TN	8.120
48	Pavano, Carl	R-R	6- 5	240	1/ 8/76	New Britain, CT	West Palm Beach, FL	11.161
60	Rauch, Jon	R-R	6-11	290	9/27/78	Louisville, KY	Tucson, AZ	5.126
15	Perkins, Glen	L-L	5-11	200	3/ 2/83	St. Paul, MN	Lakeville, MN	2.131
51	Swarzak, Anthony	R-R	6- 4	225	9/10/85	Ft. Lauderdale, FL	Ft. Lauderdale, FL	0.073
NO.	CATCHERS (5):	B-T	HT.	WT.	BORN	BIRTHPLACE	RESIDENCE	M.L.S.
85	Butera, Drew	R-R	6- 1	208	8/ 9/83	Evansville, IN	Lake Mary, FL	0.000
7	Mauer, Joe	L-R	6- 5	215	4/19/83	St. Paul, MN	Ft. Myers, FL	6.000
58	Morales, Jose	S-R	5-11	190	2/20/83	Rio Piedras, PR	San Juan, PR	0.130
76	Ramos, Wilson	R-R	6- 0	221	8/10/87	Valencia, VZ	Valencia, VZ	0.000
55	Redmond, Mike	R-R	5-11	202	5/ 5/71	Seattle, WA	Spokane, WA	11.129
NO.	INFIELDERS (13):	B-T	HT.	WT.	BORN	BIRTHPLACE	RESIDENCE	M.L.S.
32	Buscher, Brian	L-R	6- 0	201	4/18/81	Jacksonville, FL	Jacksonville, FL	1.166
18	Cabrera, Orlando	R-R	5-10	194	11/2/74	Cartagena, Columbia	Caragena, Columbia	11.123
25	Casilla, Alexi	S-R	5- 9	178	7/20/84	San Cristobal, DR	San Cristobal, DR	2.038
24	Crede, Joe	R-R	6- 3	204	4/26/78	Jefferson City, MO	Linn, MO	7.124
23	Harris, Brendan	R-R	6- 1	210	8/26/80	Queensbury, NY	Arlington, VA	3.112
19	Huber, Justin	R-R	6- 2	200	7/ 1/82	Melbourne, Australia	Emerald, Australia	1.023
57	Hughes, Luke	R-R	5-11	205	7/ 2/84	Perth, Australia	Perth, Australia	0.000
33	Morneau, Justin	L-R	6- 4	223	5/15/81	New Westminster, BC	St. Paul, MN	5.168
1	Plouffe, Trevor	R-R	6- 2	185	6/15/86	West Hills, CA	Porter Ranch, CA	0.000
8	Punto, Nick	S-R	5- 9	186	11/ 8/77	San Diego, CA	Scottsdale, AZ	7.051
74	Romero, Deibinson	R-R	6- 1	201	9/24/86	Perdarnas, DR	Santo Domingo, DR	0.000
20	Tolbert, Matt	S-R	6- 0	185	5/ 4/82	McComb, MS	Woodville, MS	1.099
77	Tolleson, Steve	R-R	5-11	185	11/ 1/83	Spartanburg, SC	Spartanburg, SC	0.000
NO.	OUTFIELDERS (6):	B-T	HT.	WT.	BORN	BIRTHPLACE	RESIDENCE	M.L.S.
5	Cuddyer, Michael	R-R	6- 2	220	3/27/79	Norfolk, VA	Ft. Myers, FL	6.157
22	Gomez, Carlos	R-R	6- 4	215	12/ 4/85	Santiago, DR	Santiago, DR	2.141
16	Kubel, Jason	L-R	6- 0	210	5/25/82	Belle Fourche, SD	Palmdale, CA	5.009
11	Pridie, Jason	L-R	6- 1	205	10/ 9/83	Phoenix, AZ	Gilbert, AZ	0.035
2	Span, Denard	L-L	6- 0	197	2/27/84	Tampa, FL	Tampa, FL	1.111
21	Young, Delmon	R-R	6- 3	200	9/14/85	Montgomery, AL	Camarillo, CA	3.034
NO.	60-DAY DISABLED LIST	B-T	HT.	WT.	BORN	BIRTHPLACE	RESIDENCE	M.L.S.
17	Neshek, Pat	S-R	6- 3	210	9/ 4/80	Madison, WI	Brooklyn Park, MN	3.087
26	Bonser, Boof	R-R	6- 4	260	10/14/81	St. Petersburg, FL	Pinellas Park, FL	3.102
59	Slowey, Kevin	R-R	6- 3	197	5/ 4/84	Conroe, TX	Pittsburgh, PA	2.063

**2009**  
**PLAYER BIOS**  
**STATS**  
**PITCHER DAY-BY-DAYS**





# SCOTT BAKER

RIGHTHANDED PITCHER

30

Height: 6-4

Weight: 220

Bats: R

Throws: R

Born: 9/19/81 in Shreveport, LA

Resides: Shreveport, LA

Acquired: 2nd round, 2003 First-Year Player Draft

M.L. Service: 2 years, 128 days

Contract Status: Signed thru 2012



**PERSONAL:** Timothy Scott Baker...wife Leann (Branan)...sons Elijah (7/28/05) and Easton (8/24/07)...2000 graduate of Captain Shreve (LA) High School...selected to All-State team in 2000...attended Oklahoma State University where he was named Louisville Slugger Freshman All-American in 2001 and second-team All-Big 12 in 2003...named to Cape Cod League All-Star team in 2002...was honored by the Independence Bowl in 2007 as the Sportsman of the Year.

**2009:** Started the season on the 15-day disabled list with right shoulder stiffness...made one rehab start for Single-A Ft. Myers, April 10 vs. Charlotte and was reinstated on April 14...dropped his first four starts of the season from April 15-May 3, allowing 21 earned runs in 20.2 innings (9.15 ERA)...recorded first win, May 8 vs. Seattle, tossing 7.0 shutout innings, allowing five hits while walking none...pitched 8.1 innings, May 24 vs. Milwaukee, giving up three runs on seven hits, earning the victory...tossed 7.0 innings and earned his third victory, while setting a career-high with 10 strikeouts, June 4 vs. Cleveland...tossed 8.0 innings and allowed three runs on four hits, June 9 at Oakland...finished June with record of 4-0, 3.20 (39.1 ip, 14 er) in six starts with 35 strikeouts and an opponent batting average of .213...went 7-0, 3.04 (71.0 ip, 24 er) in 11 starts, July 12-September 5, setting a career-high with seven straight wins...earned his 10th win of the season, pitching his third career complete game and second career shutout, August 14 vs. Cleveland, allowing just two hits...started American League tiebreaker game vs. Detroit, October 6, going 6.0 innings, allowing three runs on six hits with two walks and two strikeouts as the Twins won 6-5 in 12 innings winning the AL Central...led the Twins' staff in wins with 15, was tied for first in starts with 33 and second in innings pitched with 200.0.

**2008:** Won first two starts of season, April 4 vs. Kansas City and April 9 at Chicago (AL)...walked just five batters over his first five starts (33.0 ip)...placed on 15-day disabled list with right groin strain, May 7 (retro to May 4)...began rehab assignment at Single-A Ft. Myers, May 31...returned from rehab assignment and reinstated from 15-day disabled list, June 5...had six consecutive quality starts, June 10-July 7, including 7.0 shutout innings at Fenway Park, July 7...set what was a career-high four-game win-streak, going 4-0, 3.09 (32.0 ip, 11 er) in five starts, June 20-July 12...singled off Josh Banks for first Major League hit, June 26 at San Diego...tossed 8.0 innings, allowing one run on two hits in 1-0 loss, July 20 vs. Texas...matched a season-high with 8.0 innings allowing just one run, August 21 at Los Angeles (AL)...tossed five consecutive quality starts from August 21-September 13, posting a 2.38 ERA (34.0 ip, 9 er)...matched what was a career-high with nine strikeouts in 6-0 win, September 28 vs. Kansas City...pitched 6.0-or-more innings in 20 of 28 starts.

**2007:** Began season at Triple-A Rochester...recorded first professional save with 3.0 innings of relief, April 10 vs. Norfolk...was 2-0, 0.90 (20.0 ip, 2 er) with two walks and 20 strikeouts in three starts, April 14-28...pitched 6.0-plus innings in each of his last five starts at Rochester, April 14-May 13...recalled and tossed 8.1 innings, May 19 at Milwaukee...tossed 8.0 innings allowing just one run on three hits, July 1 at Detroit...went 8.0 innings allowing just one run on two hits with seven strikeouts, July 20 vs. Kansas City...earned his sixth win of the year August 5, tossing 8.0 shutout innings allowing just four hits vs. Cleveland...carried a perfect game into the ninth inning before a walk and a Mike Sweeney single with one out in the ninth and tied his then career-high with nine strikeouts, August 31 vs. Kansas City...he became the first Twins pitcher to have a no-hitter broken up in the ninth inning since Steve Luebber, August 7, 1976 at Texas...became the second Twins pitcher to finish with a one-hitter and have a no-hitter broken up in the ninth inning, the other was Gerry Arrigo on June 26, 1964 on a single to start the ninth inning vs. the White Sox...it marked the 15th time in club history that the Twins held their opponent to one hit...finished August with a 2.59 ERA...pitched 6.0-plus innings in 13 of 24 starts and 7.0-plus innings in eight starts...had 12 quality starts.

**2006:** Began season with Minnesota...was 1-1, 3.30 (16.1 ip, 6 er) in three starts, April 8-20...tied career-high 7.0 innings, April 26 at Kansas City...had a then career-high eight strikeouts, May 20 at Milwaukee...optioned to Triple-A Rochester, June 1...pitched 6.0-plus innings in seven consecutive starts, going 3-2, 2.92 (49.1 ip, 16 er), June 5-July 5...recalled July 13 and made three starts before being optioned August 1...while at Rochester went 2-2 with a 2.31 ERA in August...was recalled September 1...picked up his fifth win of the season on September 17 as he allowed one run on six hits over 6.0 innings at Cleveland...finished the month going 2-1 with a 4.58 ERA.

**2005:** Began season at Triple-A Rochester...was 2-0, 1.09 (33.0 ip, 4 er) in six starts, April 12-May 20...Twins' Minor League Pitcher of the Week, April 23-29...recalled May 3...made Major League debut in relief, May 7 at Tampa Bay...optioned May 11...recalled July 3...made first career start, July 5 at Los Angeles (AL)...optioned July 10...named International League Player of the Week, July 11-17...was 3-0, 1.67 (27.0 ip, 5 er) in four starts, July 17-August 7...recalled and recorded first Major League win, July 23 at Detroit...optioned July 23...pitched 6.0-plus innings in 15 of 22 starts with Rochester...led International League in ERA...recalled and tied his then season-high five strikeouts, August 29 at Kansas City...tied then season-high 7.0 innings, September 16 vs. Chicago (AL)...pitched 6.0-plus innings in four of nine starts...had four quality starts...rated 12th Best Prospect in International League by *Baseball America*...rated 10th best prospect in the Twins' organization by *Baseball America* for the upcoming 2006 season.

**2004:** Began season at Single-A Ft. Myers...was 2-2, 2.16 (25.0 ip, 6 er) in four starts, April 10-25...was 2-0, 2.70 (20.0 ip, 6 er) in three starts, May 1-12...pitched 6.0-plus innings in six of seven starts...had five quality starts...promoted to Double-A New Britain, May 16...season-high three game win-streak, going 3-0, 1.50 (30.0 ip, 5 er) in four starts, May 18-June 3...tossed complete game shutout and season-high 9.0 innings, June 3 at New Hampshire...season-high 14 strikeouts, July 16 vs. Binghamton...pitched 6.0-plus innings in 10 of 11 starts and 7.0-plus innings

## BAKER'S GAME HIGHS

### 2009

IP: 9.0, 8/14 vs. Cle.  
SO: 10, 6/4 vs. Cle.  
Win-Streak: 7, 7/12-9/5

Walks: 4, 3x, 9/10 at Tor.  
CG: 1, 8/14 vs. Cle.  
Low-Hit: 2, 8/14 vs. Cle.



### CAREER

IP: 9.0, 3x, 8/14/09 vs. Cle.  
SO: 10, 6/4 vs. Cle.  
Win-Streak: 7, 7/12-9/5/09

Walks: 4, 6x, last 9/10/09 vs. Det.  
CG: 3, last 8/14/09 vs. Cle.  
Low-Hit: 1, 8/31/07 vs. K.C.

in seven of 11 starts...had seven quality starts...promoted to Rochester, July 21...was 0-1, 2.89 (28.0 ip, 9 er) in four starts, July 26-August 11... won Jim Rantz Award as Twins' Minor League Pitcher of the Year.

**2003:** Season-high three-game win-streak, going 3-0, 1.80 (25.0 ip, 5 er) in five starts, July 11-August 13...season-high eight strikeouts, July 18 vs. Wisconsin...disabled with pulled groin, July 24-August 4...tied season-high 6.0 innings, August 18 vs. South Bend...had .151 (11-for-73) batting-average-against with one homer vs. lefthanders.

**PROFESSIONAL:** Signed by scout Gregg Miller...passed up 35th round selection by Pittsburgh in 2000 First-Year Player Draft...drafted in the second round of the 2003 First-Year Player draft (Twins)...signed a four-year contract plus a club option for 2013, March 7, 2009.

BAKER'S PITCHING RECORD																			
YEAR	CLUB	W-L	ERA	G	GS	CG	SH	SV	IP	H	R	ER	HR	HB	BB	SO	WP	BK	BAA
2003	Quad City	3- 1	2.49	11	11	0	0	0	50.2	45	16	14	4	2	8	47	4	0	.234
2004	Ft. Myers	4- 2	2.40	7	7	0	0	0	45.0	40	13	12	1	0	6	37	1	0	.234
	New Britain	5- 3	2.43	10	10	2	2	0	70.1	44	23	19	2	6	13	72	0	0	.174
	Rochester	1- 3	4.97	9	9	0	0	0	54.1	65	31	30	3	4	15	36	0	0	.295
2005	Rochester	5- 8	3.01	22	22	1	1	0	134.2	123	50	45	15	7	26	107	4	0	.242
	MINNESOTA	3- 3	3.35	10	9	0	0	0	53.2	48	21	20	5	0	14	32	0	0	.241
2006	MINNESOTA	5- 8	6.37	16	16	0	0	0	83.1	114	63	59	17	3	16	62	0	0	.324
	Rochester	5- 4	2.67	12	12	1	0	0	84.1	77	26	25	4	4	25	68	5	1	.246
2007	Rochester	3- 2	3.16	7	6	0	0	1	42.2	34	16	15	3	1	4	41	1	0	.219
	MINNESOTA	9- 9	4.26	24	23	2	1	0	143.2	162	70	68	15	5	29	102	0	0	.287
2008	MINNESOTA	11- 4	3.45	28	28	0	0	0	172.1	161	66	66	20	3	42	141	6	0	.247
	Ft. Myers	1- 0	5.40	1	1	0	0	0	5.0	7	3	3	0	0	0	4	1	0	.304
2009	Ft. Myers	1- 0	1.29	1	1	0	0	0	7.0	5	1	1	0	0	1	3	0	0	.227
	MINNESOTA	15- 9	4.37	33	33	1	0	0	200.0	190	99	97	28	4	48	162	4	0	.247
Minor League Totals		28-23	2.99	80	79	4	3	1	494.0	440	179	164	32	24	98	415	16	1	.236
Major League Totals		43-33	4.27	111	109	3	1	0	653.0	675	319	310	85	15	149	499	10	0	.266

BAKER'S BATTING RECORD																			
BATTING	AVG	G	AB	R	H	2B	3B	HR	RBI	SH	SF	HB	BB	SO	SB	CS	E	OBP	
Career	.059	111	17	1	1	0	0	0	0	3	0	0	0	6	0	0	3	.059	
Last Home Run: None.																			

BAKER'S FIELDING RECORD							
POSITION	PCT	G	PO	A	E	TC	PB
Pitcher	.967	111	41	47	3	91	—

# BAKER'S DAY-BY-DAYS

Date	Opp.	Score	Dec.	IP	H	R	ER	HR	BB	SO	Left Game or IR/RS
4/15	Tor.	2-12	L	4.0	5	6	6	4	2	3	Trailing 6-2
4/22	@Bos.	1-10	L	4.2	10	6	6	3	1	2	Trailing 6-1
4/27	T.B.	1-7	L	6.0	6	4	4	0	1	7	Trailing 4-1
APRIL TOTALS			0-3	14.2	21	16	16	7	4	12	9.82 ERA
5/ 3	K.C.	5-7	L	6.0	5	5	5	1	1	4	Tied 4-4
5/ 8	Sea.	11-0	W	7.0	5	0	0	0	0	5	Leading 11-0
5/14	Det.	6-5	ND	6.0	7	5	5	0	1	4	Trailing 5-0
5/19	@CWS.	2-6	L	5.0	5	4	4	2	4	4	Trailing 4-1
5/24	Mil.	6-3	W	8.1	7	3	3	2	0	6	Leading 6-3
5/29	@T.B.	3-5	L	5.2	7	4	4	2	0	4	Trailing 4-1
MAY TOTALS			2-3	38.0	36	21	21	7	6	27	4.97 ERA
6/ 4	Cle.	11-3	W	7.0	6	3	2	1	1	10	Leading 10-3
6/ 9	@Oak.	10-5	W	8.0	4	3	3	0	1	8	Leading 10-3
6/14	@CHC.	2-3	ND	7.0	5	2	2	0	0	5	Tied 2-2
6/20	Hou.	5-6	ND	6.1	6	3	3	0	1	6	Leading 3-2
6/25	@Mil.	6-4	W	6.0	4	3	3	2	3	5	Leading 6-3
6/30	@K.C.	2-1	W	5.0	5	1	1	0	2	1	Leading 2-1
JUNE TOTALS			4-0	39.1	30	15	14	3	8	35	3.20 ERA
7/ 7	NY.	2-10	L	3.0	9	5	5	0	2	4	Trailing 3-1
7/12	CWS.	13-7	W	6.1	6	5	5	1	1	4	Leading 8-4
PRE-ASG TOTALS			6-7	101.1	102	62	61	18	21	82	5.42 ERA
7/18	@Tex.	4-1	W	8.0	6	1	1	1	2	8	Leading 4-1
7/23	@LAA.	5-6	ND	5.0	7	2	2	0	3	6	Leading 4-2
7/28	CWS.	5-3	ND	6.0	4	1	1	1	0	6	Tied 1-1
JULY TOTALS			2-1	28.1	32	14	14	3	8	28	4.45 ERA
8/ 4	@Cle.	10-1	W	7.0	3	0	0	0	1	4	Leading 9-1
8/ 9	@Det.	7-8	ND	4.1	9	6	6	2	0	3	Trailing 6-3
8/14	Cle.	11-0	W	9.0	2	0	0	0	0	5	Third CG
8/19	@Tex.	5-4	W	5.1	9	4	4	0	2	6	Leading 5-4
8/24	Bal.	2-1	W	7.0	4	1	1	0	1	5	Leading 2-1
8/30	Tex.	5-3	ND	7.0	6	3	3	1	1	6	Trailing 3-2
AUGUST TOTALS			4-0	39.2	33	14	14	3	5	29	3.18 ERA
9/ 5	@Cle.	4-1	W	6.0	3	1	1	1	4	4	Leading 2-1
9/10	@Tor.	2-3	L	6.2	5	3	3	1	4	7	Trailing 3-2
9/15	Cle.	5-4	ND	5.1	5	3	3	0	2	5	Tied 3-3
9/20	Det.	2-6	L	4.2	8	4	4	0	1	5	Trailing 4-2
9/26	@K.C.	11-6	W	6.1	6	4	4	2	1	5	Leading 7-3
10/1	@Det.	8-3	W	5.0	5	1	0	0	3	3	Leading 4-1
10/6	Det.	6-5	ND	6.0	6	3	3	1	2	2	Trailing 3-2
SEPT./OCT. TOTALS			3-2	40.0	38	19	18	5	17	31	4.05 ERA
POST-ASG TOTALS			8-2	98.2	88	37	36	10	27	80	3.28 ERA
SEASON TOTALS			15-9	200.0	190	99	97	28	48	162	4.37 ERA





# NICK BLACKBURN

## RIGHTHANDED PITCHER

# 53

**Height:** 6-4  
**Bats:** R  
**Born:** 2/24/82 in Ada, OK  
**Resides:** Denton, TX  
**Acquired:** 29th round, 2001 First-Year Player Draft  
**M.L. Service:** 1 year, 28 days  
**Contract Status:** Signed thru 2009



**PERSONAL:** Robert Nicholas Blackburn...wife Alicia...2000 graduate of Del City (OK) High School...2002 graduate of Seminole State JC.

**2009:** Made Twins Opening Day roster for the second consecutive season, opening as the team's number two starter...two-game win-streak from April 24-29, both 7.0-inning outings...recorded first win, April 24 at Cleveland, allowing just one run on six hits in 7.0 innings...pitched 7.0 shutout innings, May 10 vs. Seattle (ND) and again on May 21 at Chicago (AL), allowing just four hits...pitched 7.0-or-more innings in four consecutive starts, May 10-26, posting an ERA of 1.57 (28.2 ip, 5 er) during that span...won four consecutive starts, May 21-June 18, including his first career complete game, allowing just one run on six hits, carrying a shutout into the ninth, June 18 vs. Pittsburgh...second consecutive complete game, allowing four runs (three earned) on 11 hits in 8.0 innings but was dealt the loss, June 24 at Milwaukee...became the first Twins pitcher to toss back-to-back complete games since Brad Radke in 1998...posted an ERA of 2.37 in five June starts...third career complete game, July 5 vs. Detroit...finished the first-half with a record of 8-4, 3.06 (123.1 ip, 42 er) in 18 starts...lost five straight starts, July 25-August 26...snapped losing streak allowing one run on six hits in 7.0 innings, August 31 vs. Chicago (AL)...made his final start, October 3 vs. Kansas City, allowing two runs on four hits in 7.0 innings, getting the no-decision...went 2-0, 1.65 (27.1 ip, 5 er) with 18 strikeouts and one walk in his final four starts, September 16-October 3...was the staff leader in innings pitched (205.2), tied for team lead in starts (33) and was second in wins (11)...pitched 6.0-plus innings in 25 of his 33 starts and 7.0-plus innings in 17 starts...21 of his 33 starts were quality starts...his 1.79 walks-per-9.0 innings pitched rate was third in the American League, behind Roy Halladay (1.32) and teammate Carl Pavano (1.76).

**2008:** First Major League start, allowing just one run on five hits in 7.0 innings with one walk and six strikeouts, but suffered the loss in Twins 1-0 defeat, April 2 vs. Los Angeles (AL)...earned his first win after tossing 7.2 shutout innings, April 19 vs. Cleveland...tossed 6.0-plus innings in eight consecutive starts, going 4-2, 3.33 (54.0 ip, 20 er), April 19-May 27...singled off Ubaldo Jimenez for first career hit, May 16 by Colorado...then career-high 8.1 innings, May 27 at Kansas City...was struck in face by a line drive off the bat of Bobby Abreu, suffering a bruised nose and upper lip, June 1 vs. New York (AL)...had three-game win-streak, going 3-0, 3.28 (24.2 ip, 9 er) in four starts, June 11-July 2...despite going 1-2 in July, held opponents to a .217 batting average...won in back-to-back starts, August 1 and August 6...he worked a combined 13.0 innings allowing four runs during the two starts...earned his 10th win of the season, September 9 vs. Kansas City...he tossed 7.0 innings allowing two runs on five hits...started the tie-breaking 163rd game of the season on September 30 at Chicago (AL) to decide the AL Central Champion, allowing just one run on four hits and was dealt the loss opposite John Danks...he issued three walks in that start and struck out three with a Jim Thome solo home run in the seventh being the difference in the 1-0 game...became just the 12th Twins rookie, second in 2008 (Perkins), to record 10-or-more wins in his rookie season...became the third Twins rookie pitcher in club history to lead his staff in innings pitched (193.1) and starts (33) and first since Brad Radke did it in 1995 (28 starts and 181.0 ip), with the other being Roger Erickson in 1978 (37 starts & 265.2 ip)...recorded 19 quality starts...tossed 6.0-plus innings in 21 of his 33 starts...posted a record of 8-3, 2.95 (88.1 ip, 29 er) in 14 home starts and a 3-8, 4.97 (105.0 ip, 58 er) in 19 road starts...second in the Majors in groundball doubleplays induced (31) and led the Majors in GDP per nine innings (1.44)...finished fourth on the Twins All-Time list for innings pitched by a rookie, was fourth in starts and tied for 10th in wins with Bert Blyleven (1970) and Tony Fiore (2002)...led all Major League rookies in innings pitched and starts, fourth in wins, fifth in ERA and 11th in strikeouts.

**2007:** Began season at Double-A New Britain...made eight appearances (seven starts) before being promoted to Triple-A Rochester, May 17...had 44.0-inning scoreless streak, May 29-July 3...had seven-game win-streak, June 3-August 13...tossed back-to-back complete game shutouts, June 8 at Indianapolis and June 14 vs. Louisville...was named the Twins' Minor League Pitcher of the Month in June after going 5-0, 0.00 (39.0 ip)...disabled with strained right forearm, July 16-August 1...contract selected and made Major League debut in relief, September 3 vs. Cleveland...participated in the Arizona Fall League and was named the AFL Pitcher of the Week, November 5...finished with a 4-0 record and a 1.64 ERA (22.0 ip, 4 er) in six starts for the Phoenix Desert Dogs...ranked as the Twins top prospect by *Baseball America* heading into the 2008 season.

**2006:** Spent entire season at Double-A New Britain...season-high three-game win-streak, going 3-0, 3.12 (26.0 ip, 9 er) in four starts, May 2-20...did not allow a run in five relief appearances (10.0 ip), July 25-August 8...tied for club lead in complete games, was second in innings pitched and tied for second in wins...tossed five-hit shutout, August 30 vs. Reading.

**2005:** Began season at Single-A Ft. Myers...tossed complete game, June 24 at Clearwater...named Florida State League All-Star...promoted to Double-A New Britain, July 7...tossed two complete games, July 22 at Norfolk (win) and August 2 at Portland (loss)...promoted to Triple-A Rochester, August 6...made three starts for the Red Wings before being transferred to New Britain, August 20...was 1-1, 0.49 (18.1 ip, 1 er) in three starts, August 23-September 3...was seventh among all minor leaguers with three complete games.

**2004:** Began season at Single-A Quad Cities...disabled with sprained right ankle, May 4-11...Twins' Minor League Player of the Week, July 3-9...promoted to Single-A Ft. Myers, July 21...named Twins' Minor League Pitcher of the Month for July...named Florida State League Pitcher of the Week, July 25-August 1.

**2003:** Spent entire season at Single-A Quad Cities...tossed four-hit complete game shutout, August 4 vs. Kane County.

**2002:** Led club in games started, was second in innings pitched and third in strikeouts.

**PROFESSIONAL:** Signed by scout Gregg Miller.

### BLACKBURN'S GAME HIGHS

#### 2009

**IP:** 9.0, 2x, last 7/5 vs. Det.  
**SO:** 7, 2x, last 8/31 vs. CWS.  
**Win-Streak:** 4, 5-21-6/18

**Walks:** 3, 5x, last 6/11 at Oak.  
**CG:** 2, last 7/5 vs. Det.  
**Low-Hit:** 6, 6/18 vs. Pit.



#### CAREER

**IP:** 9.0, 2x, last 7/5/09 vs. Det.  
**SO:** 7, 2x, last 8/31/09 vs. CWS.  
**Win-Streak:** 4, 5-21-6/18/09

**Walks:** 3, 10x, last 6/11/09 at Oak.  
**CG:** 2, last 7/5/09 vs. Det.  
**Low-Hit:** 6, 6/18/09 vs. Pit.

BLACKBURN'S PITCHING RECORD																				
YEAR CLUB	W-L	ERA	G	GS	CG	SH	SV	IP	H	R	ER	HR	HB	BB	SO	WP	BK	BAA		
2002 Elizabethton	3- 3	5.00	13	13	0	0	0	66.2	70	41	37	6	2	21	62	1	0	.261		
2003 Quad Cities	2- 9	4.86	16	10	2	1	1	76.0	78	44	41	13	4	18	40	5	0	.268		
2004 Quad Cities	6- 4	2.77	20	13	1	1	1	84.1	69	37	26	3	2	23	66	2	1	.223		
Ft. Myers	3- 3	6.27	9	7	0	0	0	37.1	51	30	26	7	2	7	21	1	0	.327		
2005 Ft. Myers	7- 5	3.36	15	15	1	0	0	93.2	95	43	35	5	5	16	55	1	0	.265		
New Britain	2- 4	1.84	7	7	2	1	0	49.0	35	16	10	1	2	10	27	1	0	.206		
Rochester	0- 0	5.14	3	3	0	0	0	14.0	20	11	8	2	0	3	7	0	0	.328		
2006 New Britain	7- 8	4.42	30	19	2	1	0	132.1	141	72	65	11	8	37	81	6	0	.275		
2007 New Britain	3- 1	3.08	8	7	0	0	0	38.0	36	21	13	1	1	7	18	1	0	.240		
Rochester	7- 3	2.11	17	17	3	2	0	110.2	96	32	26	7	2	12	57	3	0	.232		
MINNESOTA	0- 2	7.71	6	0	0	0	0	11.2	19	12	10	2	0	2	8	0	0	.365		
2008 MINNESOTA	11-11	4.05	33	33	0	5	0	193.1	224	102	87	23	7	39	96	2	0	.292		
2009 MINNESOTA	11-11	4.03	33	33	3	0	0	205.2	240	103	92	25	3	41	98	2	0	.290		
Minor League Totals	40-40	3.68	138	111	11	6	2	702.0	691	347	287	56	28	154	434	21	1	.257		
Major League Totals	22-24	4.14	72	66	3	0	0	410.2	483	217	189	50	10	82	202	4	0	.293		

BLACKBURN'S FIELDING RECORD								
POSITION	PCT	G	PO	A	E	TC	DP	PB
Pitcher	.988	72	39	45	1	85	6	—

BLACKBURN'S BATTING RECORD																		
BATTING	AVG	G	AB	R	H	2B	3B	HR	RBI	SH	SF	HB	BB	SO	SB	CS	E	OBP
Career	.143	72	7	0	1	0	0	0	0	0	0	0	0	2	0	0	0	.143
Last Home Run: None.																		

BLACKBURN'S DAY-BY-DAYS												
Date	Opp.	Score	Dec.	IP	H	R	ER	HR	BB	SO	Left Game or IR/RS	
4/ 7	Sea.	6-5	ND	5.0	8	4	4	0	3	1	Trailing 4-3	
4/12	@CWS.	1-6	L	6.0	6	4	3	1	1	1	Trailing 3-1	
4/17	LAA.	11-9	ND	6.1	8	4	4	0	2	3	Tied 3-3	
4/24	@Cle.	5-1	W	7.0	6	1	1	0	0	4	Leading 5-1	
4/29	T.B.	8-3	W	7.0	8	2	2	0	1	3	Leading 8-2	
APRIL TOTALS			2-1	31.1	36	15	14	1	7	12	4.02 ERA	
5/ 5	@Det.	0-9	L	3.1	8	9	6	2	3	1	Trailing 9-0	
5/10	Sea.	3-5	ND	7.0	5	0	0	0	1	6	Leading 2-0	
5/16	@NYY.	4-6	ND	7.2	6	4	4	1	3	4	Tied 4-4	
5/21	@CWS.	20-1	W	7.0	4	0	0	0	3	2	Leading 20-0	
5/26	Bos.	5-2	W	7.0	8	2	1	0	2	7	Leading 5-2	
5/31	@T.B.	3-2	W	6.0	7	2	2	2	1	1	Leading 3-2	
MAY TOTALS			3-1	38.0	38	17	13	5	13	21	3.08 ERA	
6/ 6	@Sea.	1-2	ND	7.0	6	1	1	0	1	1	Tied 1-1	
6/11	@Oak.	3-4	ND	8.0	6	3	3	1	3	3	Tied 3-3	
6/18	Pit.	5-1	W	9.0	6	1	1	0	1	2	First CG	
6/24	@Mil.	2-4	L	8.0	11	4	3	0	1	2	Second CG	
6/29	@K.C.	2-4	L	6.0	10	3	2	2	1	4	Trailing 3-0	
JUNE TOTALS			1-2	38.0	39	12	10	3	7	12	2.37 ERA	
7/ 5	Det.	6-2	W	9.0	7	2	1	1	1	6	Third CG	
7/10	CWS.	6-4	W	7.0	9	4	4	0	1	3	Leading 5-4	
PRE-ASG TOTALS			8-4	123.1	129	50	42	10	29	54	3.06 ERA	
7/20	@Oak.	13-14	ND	5.0	13	7	7	2	0	0	Leading 13-8	
7/25	@LAA.	5-11	L	3.2	6	6	6	1	1	0	Trailing 4-2	
7/31	LAA.	5-11	ND	6.2	12	4	4	1	0	4	Leading 5-4	
JULY TOTALS			2-1	31.1	47	23	22	5	3	13	6.32 ERA	
8/ 6	@Cle.	1-2	L	6.1	7	2	2	0	2	2	Trailing 2-1	
8/11	K.C.	6-14	L	1.2	6	6	4	0	2	0	Trailing 6-1	
8/16	Cle.	4-7	L	2.1	6	6	6	3	0	2	Trailing 6-3	
8/21	@K.C.	5-4	ND	7.0	7	3	3	2	2	6	Leading 4-3	
8/26	Bal.	1-5	L	5.2	9	4	3	1	2	0	Trailing 4-1	
8/31	CWS.	4-1	W	7.0	6	1	1	0	0	7	Leading 3-1	
AUGUST TOTALS			1-4	30.0	41	22	19	6	8	17	5.70 ERA	
9/ 6	@Cle.	1-3	L	6.2	7	3	3	0	1	3	Trailing 2-1	
9/11	Oak.	5-12	L	3.0	6	6	6	3	1	2	Trailing 6-1	
9/16	Cle.	7-3	W	6.1	8	2	2	1	0	3	Leading 7-2	
9/21	@CWS.	7-0	W	7.0	8	0	0	0	0	6	Leading 5-0	
9/29	@Det.	3-2	ND	7.0	6	1	1	0	1	4	Tied 1-1	
10/3	K.C.	5-4	ND	7.0	4	2	2	1	0	5	Leading 4-0	
SEPT./OCT. TOTALS			2-2	37.0	39	14	14	5	3	23	3.41 ERA	
POST-ASG TOTALS			3-7	82.1	111	53	50	15	12	44	5.47 ERA	
SEASON TOTALS			11-11	205.2	240	103	92	25	41	98	4.03 ERA	



# BOOF BONSER

RIGHTHANDED PITCHER

26

Height: 6-4  
Bats: R  
Born: 10/14/81 in St. Petersburg, FL  
Resides: Largo, FL  
Acquired: Trade with San Francisco, 11/14/03  
M.L. Service: 2 years, 102 days  
Contract Status: Signed thru 2009



**PERSONAL:** Boof Bonser...wife Jessica (Clark)...2000 graduate of Gibbs (FL) High School...named 2000 Pinellas County (FL) High School Player of the Year...played in 2000 Florida State All-Star Game...legally changed his name from John to Boof, a nickname since childhood, after 2001 season.

**2009:** Missed entire season recovering from surgery on right shoulder.

**2008:** Tossed 6.0-plus innings in first three starts of season, going 1-2, 3.32 (19.0 ip, 7 er), April 1-12...tied season-high with 7.0 innings and had season-high eight strikeouts, April 29 vs. Chicago (AL)...made second career relief appearance (first of season) and recorded the win with 2.2 innings of scoreless relief, June 4 vs. Baltimore...did not allow a run in three appearances (4.0 ip), June 25-July 2...tossed 2.1 scoreless innings of relief, striking out three, August 9 at Kansas City...posted a 2.40 ERA over 10 appearances in August...was 2-6, 5.97 (66.1 ip, 44 er) in 12 starts and 1-1, 5.88 (52.0 ip, 34 er) in 35 relief appearances.

**2007:** Was 0-0, 1.00 (18.0 ip, 2 er) in three starts, April 26-May 8...had career-high four-game win-streak (winning four consecutive starts), going 4-0, 3.04 (23.2 ip, 8 er) with nine walks and 29 strikeouts, May 13-29...had career-high 11 strikeouts, May 18 at Milwaukee...had a 1.93 ERA (18.2 ip, 4 er) in three starts, May 18-29...went 12 starts without a win, June 16-August 23...tossed a career-high 7.2 innings allowing two runs on five hits, July 21 vs. Los Angeles (AL)...lasted just 1.2 innings (his shortest outing of the season) after allowing five runs on seven hits, September 2 vs. Kansas City...pitched 6.0-plus innings in 13 of 31 starts and 7.0-plus innings in eight starts...had 11 quality starts...made a career-high 31 starts...finished the year with a 4.16 run support average, the second lowest in the American League.

**2006:** Began season at Triple-A Rochester...named International League Pitcher of the Week, April 6-13...went 3-2 with a 2.00 ERA (49.1 ip, 11 er) before being recalled May 19...made Major League debut, first career start and set a record for most strikeouts (eight) by a Twin in his Major League debut, May 21 at Milwaukee...recorded first Major League win, May 27 vs. Seattle...optioned to Rochester, July 5...won three consecutive starts, going 3-0, 2.00 (18.0 ip, 4 er), July 19-29...recalled to make spot start and optioned after game, August 2...recalled August 10 and started August 12 vs. Toronto, allowing just three runs over 5.2 innings in his return...in three starts from September 4-14 went 2-0 with a 2.37 ERA (19.0 ip, 5 er)...named American League Rookie of the Month for September, going 4-1, 2.63 (37.2 ip, 11 er) with 30 strikeouts in six starts.

**2005:** Spent season at Triple-A Rochester...season-high three-game win-streak, going 3-0, 3.79 (19.0 ip, 8 er), April 24-May 6...Twins' Minor League Player of the Week, April 30-May 6...pitched 6.0-plus innings in six consecutive starts, going 2-2, 3.41 (37.0 ip, 14 er), May 21-June 18...season-high 13 strikeouts, June 12 vs. Indianapolis...tied season-high 7.0 innings, July 20 at Charlotte...pitched 6.0-plus innings in 17 of 28 starts...had 14 quality starts...led club in starts, wins, innings pitched and strikeouts...led International League in strikeouts.

**2004:** Began season at Double-A New Britain...had six consecutive quality starts, going 4-1, 2.35 (38.1 ip, 10 er), May 17-June 12...season-high seven-game win-streak, going 7-0, 2.39 (49.0 ip, 13 er) in eight starts, July 23-August 30...season-high 12 strikeouts, August 2 vs. Norwich...tied season-high 7.1 innings, August 7 vs. Portland...pitched 6.0-plus innings in 15 of 27 starts...had 12 quality starts...led club in wins, starts, innings pitched and strikeouts...promoted to Triple-A Rochester, September 3.

**2003:** Began season at Double-A Norwich...did not allow more than two earned runs in seven consecutive starts, going 1-3, 2.09 (38.2 ip, 9 er), April 6-May 11...season-high three-game win-streak, July 14-30...led club in games started and strikeouts and was second in wins and innings pitched...promoted to Triple-A Fresno, August 15...tied season-high 7.0 innings and nine strikeouts, August 27 vs. Las Vegas...pitched for Grand Canyon in the Arizona Fall League...acquired by Minnesota along with pitchers Joe Nathan and Francisco Liriano from San Francisco in exchange for catcher A.J. Pierzynski and cash, November 14.

**2002:** Began season at Double-A Shreveport...transferred to Single-A San Jose, May 2...season-high four-game win-streak, going 4-0, 3.42 (52.2 ip, 20 er) in 10 starts, May 15-June 30...season-high 13 strikeouts, June 25 at Visalia...named San Jose's Co-Player of the Month for June, going 3-0, 2.38 (34.0 ip, 9 er) in six starts...was 3-1, 1.95 (32.1 ip, 7 er) in 5 starts, July 31-August 23...season-high 7.2 innings, August 12 at Lancaster...had .195 (.89-for-457) batting-average-against at San Jose...was second in California League in ERA...was second among Giants' minor leaguers in strikeouts, tied for second in wins and was seventh in ERA...rated sixth best prospect in the Giants organization by *Baseball America* heading into the 2003 season.

**2001:** Was 2-0, 0.50 (18.0 ip, 1 er) in four starts, April 5-21...named Hagerstown's Player of the Month for April, June and July...season-high 10-game win-streak, going 10-0, 1.43 (69.0 ip, 11 er) in 13 starts, May 28-August 2...season-high 13 strikeouts, June 13 vs. Kannapolis...tied season-high 7.0 innings, August 18 vs. Augusta...had .192 (.91-for-473) batting-average-against...named South Atlantic League Most Valuable Pitcher and Postseason All-Star...led league in wins, was second in strikeouts and sixth in ERA...named to SportsTicker's All-Teen team...led Giants' minor leaguers in wins, ERA and strikeouts...named San Francisco's Organizational Player of the Year by USA Today.

**2000:** Averaged 11.2 strikeouts per-9.0-innings.

**PROFESSIONAL:** San Francisco's 1st round pick (21st overall) in 2000 First-Year Player Draft...signed by scout Alan Marr.

## BONSER'S GAME HIGHS

2009	
IP: --	Walks: --
SO: --	CG: --
Win-Streak: --	Low-Hit: --



CAREER	
IP: 7.2, 7/21/07 vs. LAA.	Walks: 7, 4/26/07 vs. K.C.
SO: 11, 5/18/07 at Mil.	CG: --
Win-Streak: 4, 2x, 5/13-29/07	Low-Hit: --

BONSER'S PITCHING RECORD																				
YEAR CLUB	W-L	ERA	G	GS	CG	SH	SV	IP	H	R	ER	HR	HB	BB	SO	WP	BK	BAA		
2000 Salem-Keizer	1- 4	6.00	10	9	0	0	0	33.0	21	23	22	2	1	29	41	4	0	.188		
2001 Hagerstown	16- 4	2.49	27	27	0	0	0	134.0	91	40	37	7	9	61	178	10	1	.192		
2002 Shreveport	1- 2	5.55	5	5	0	0	0	24.1	30	15	15	3	1	14	23	0	0	.316		
San Jose	8- 6	2.88	23	23	0	0	0	128.1	89	44	41	9	7	70	139	7	1	.195		
2003 Norwich	7-10	4.00	24	24	1	1	0	135.0	122	80	60	11	0	67	103	10	0	.245		
Fresno	1- 2	3.13	4	4	0	0	0	23.0	17	13	8	4	0	8	28	2	0	.195		
2004 New Britain	12- 9	4.37	27	27	0	0	0	154.1	160	89	75	22	3	56	146	4	0	.272		
Rochester	1- 0	1.29	1	1	0	0	0	7.0	5	1	1	1	0	1	7	0	0	.200		
2005 Rochester	11- 9	3.99	28	28	0	0	0	160.1	153	80	71	22	2	57	168	3	0	.251		
2006 Rochester	6- 4	2.81	14	14	0	0	0	86.1	68	31	27	4	3	35	83	0	0	.211		
MINNESOTA	7- 6	4.22	18	18	0	0	0	100.1	104	50	47	18	1	24	84	2	0	.267		
2007 MINNESOTA	8-12	5.10	31	30	0	0	0	173.0	199	108	98	27	5	65	136	3	1	.286		
2008 MINNESOTA	3- 7	5.93	47	12	0	0	0	118.1	139	87	78	16	1	36	97	6	1	.285		
2009 MINNESOTA	INJURED - DID NOT PITCH																			
Minor League Totals	64-50	3.63	163	162	1	1	0	885.2	756	416	357	85	26	398	916	40	2	.231		
Major League Totals	18-25	5.12	96	60	0	0	0	391.2	442	245	223	61	7	125	317	11	2	.281		

BONSER'S DIVISION SERIES RECORD																				
YEAR CLUB	W-L	ERA	G	GS	CG	SH	SV	IP	H	R	ER	HR	HB	BB	SO	WP	BK	BAA		
2006 Oakland	0- 0	3.00	1	1	0	0	0	6.0	7	2	2	0	0	1	3	0	0	.292		

BONSER'S FIELDING RECORD									
POSITION	PCT	G	PO	A	E	TC	DP	PB	
Pitcher	.914	96	26	38	6	70	2	—	

BONSER'S BATTING RECORD																
BATTING	AVG	G	AB	R	H	2B	3B	HR	RBI	SH	SF	HB	BB	SO	SB	CS
Career	.000	96	6	1	0	0	0	0	0	3	0	0	0	1	0	0
Last Home Run: None.																



# BRIAN BUSCHER

## THIRD BASEMAN

# 32

**Height:** 6-0  
**Bats:** L  
**Born:** 4/18/81 in Jacksonville, FL  
**Resides:** Columbia, SC  
**Acquired:** Minor League Rule 5 Draft, 12/15/06  
**M.L. Service:** 1 year, 13 days  
**Contract Status:** Signed thru 2009



**PERSONAL:** Brian Phillip Buscher...wife Sarah (Simmons)...1999 graduate of Terry Parker (FL) High School...2001 graduate of Central Florida Community College...attended the University of South Carolina.

**2009:** Made the Twins Opening Day roster for the first time in his career...first multi-hit game on April 16 vs. Toronto, collecting two hits in four at-bats...hit in five straight games, collecting five rbi and scoring four runs, May 8-17...hit first home run of the season with three rbi, May 8 vs. Seattle...second home run of the season, June 18 vs. Pittsburgh...optioned to Triple-A Rochester, August 1...recalled to Minnesota, September 1...went 3-for-4, September 9 at Toronto (off Roy Halladay).

**2008:** Began season at Triple-A Rochester...hit .345 with four home runs and 11 rbi before being recalled April 20...appeared in three games, going 2-for-4 with an rbi before being optioned to Rochester, May 1...had a nine-game hitting streak from May 9-17, going 15-for-36 (.417)...hit .354 (17-for-48) in his final 14 games at Rochester before being recalled for second time of season, June 13...was 7-for-16 (.438) with seven rbi, June 14-19...hit safely in six consecutive games, going 9-for-22 (.409), June 21-27...had a career-high seven-game hit-streak, going 10-for-25 (.400), July 11-21...career-high five rbi, going 3-for-5 with a home run, July 26 at Cleveland...hit safely in four straight games going 6-for-14 (.429), August 5-11...second career five rbi game, going 3-for-4 with two runs scored and a home run, August 19 at Oakland...recorded his fourth three-hit game of the season, September 9 vs. Kansas City...started a career-high 60 games at third base.

**2007:** Began season at Double-A New Britain...had nine-game hit-streak, going 17-for-37 (.459), April 21-May 1...was 14-for-35 (.400) in eight games, May 24-June 1...hit safely in 11 of 15 games, going 23-for-59 (.390), June 6-20...promoted to Triple-A Rochester, June 21...named Twins' Minor League Player of the Month for June...had six-game hit-streak, going 12-for-21 (.571), July 6-14...had two-homer game, July 12 vs. Indianapolis...was 12-for-37 (.324) with runners in scoring position...contract selected, made Major League debut and singled off Paul Byrd for first career hit, July 27...recorded first career rbi, July 28 at Cleveland...disabled (retroactive to August 7) with infection in right leg, August 8-23...hit first Major League home run and season-high three hits, August 28 at Cleveland...season-high five-game hit-streak, going 7-for-17 (.412), September 5-12...received the Sherry Robertson Award after being named the Twins' Minor League Player of the Year.

**2006:** Spent entire season at Double-A Connecticut (Giants)...was 7-for-20 (.350) in five games, April 19-24...season-high 10-game hit-streak, going 12-for-37 (.324), May 6-18...had season-high four hits, May 22 vs. New Hampshire...hit safely in seven of eight games, going 11-for-25 (.440), July 5-10...had seven-game hit-streak, going 11-for-25 (.440), July 14-19...season-high five rbi, July 14 at Portland...hit safely in six consecutive games, going 8-for-24 (.333), August 23-29.

**2005:** Began season at Double-A Norwich (Giants)...had five-game hit-streak, going 9-for-19 (.474), April 16-20...hit safely in five of six games, going 8-for-19 (.421), May 22-29...promoted to San Jose, July 5...had seven-game hit-streak, going 11-for-27 (.407), July 14-20...season-high 10-game hit-streak, going 16-for-40 (.400), August 6-15.

**2004:** Spent the entire year with Single-A San Jose (Giants)...appeared in 88 games, 71 as designated hitter and 17 at third base...hit his first professional home run and went 4-for-5 with four rbi, July 21...hit safely in 13 of 14 games from July 17-August 2...during the span he hit .472 (25-for-53) with eight multi-hit games...had four hitting streaks of six-or-more games, including a season long 10-game hit-streak from July 21-August 2...hit .343 (35-for-102) in July (26 games)...posted a .314 (49-for-156) at home.

**2003:** Started his professional career at Single-A Hagerstown (Giants) and was the clubs everyday third basemen...went 2-for-4 with a double in his first game July 2...hit safely in 18 of 21 games going 30-for-76 (.395) from July 15-August 15...had a season-high four-hit game with three runs scored, July 31...hit .295 vs. lefties (13-for-44)...ranked 10th best prospect in the Giants organization by *Baseball America* heading into the 2004 season.

**PROFESSIONAL:** San Francisco's 3rd round pick in June, 2003 First-Year Player Draft...signed by scout Lee Eldridge.

### BUSCHER'S GAME HIGHS

#### 2009

**Hits:** 3, 9/9 at Tor.  
**RBI:** 3, 5/8 vs. Sea.  
**Grand Slams:** - -

**HR:** 2, 6/18 vs. Pit.  
**Hit-Streak:** 5, 5/8-17



#### CAREER

**Hits:** 3, 6x, last 9/9/09 at Tor.  
**RBI:** 5, 2x, last 8/19/08 vs. Oak.  
**Grand Slams:** - -

**HR:** 1, 8x, last 6/18/09 vs. Pit.  
**Hit-Streak:** 7, 7/11-21/08

BUSCHER'S PLAYING RECORD																			
YEAR CLUB	AVG	G	AB	R	H	2B	3B	HR	RBI	SH	SF	HB	BB	SO	SB	CS	E	OBP	
2003 Hagerstown	.275	54	200	19	55	7	1	0	26	0	3	4	10	25	0	0	5	.318	
2004 San Jose	.292	88	343	50	100	14	7	4	56	0	5	6	33	61	5	4	4	.359	
2005 Norwich	.228	64	215	19	49	8	1	1	23	0	6	6	20	36	5	3	6	.304	
San Jose	.282	55	206	37	58	12	1	5	29	0	2	2	27	47	0	2	14	.367	
2006 Connecticut	.259	130	467	43	121	23	3	7	49	7	5	6	39	75	5	4	15	.321	
2007 New Britain	.308	63	247	37	76	19	1	7	37	0	2	4	31	30	2	2	12	.391	
Rochester	.311	40	132	21	41	7	0	7	22	0	1	1	13	11	1	0	3	.374	
MINNESOTA	.244	33	82	8	20	1	0	2	10	1	1	0	10	16	1	0	4	.323	
2008 Rochester	.319	53	185	27	59	12	0	8	30	0	2	7	20	21	1	2	4	.402	
MINNESOTA	.294	70	218	29	64	9	0	4	47	0	7	0	19	42	0	2	10	.340	
2009 MINNESOTA	.235	61	136	14	32	3	1	2	12	0	1	3	24	35	0	0	1	.360	
Rochester	.179	23	78	6	14	0	0	1	2	0	0	0	11	20	0	1	0	.281	
Minor League Totals	.276	570	2073	259	573	102	14	40	274	7	26	36	204	326	19	18	63	.349	
Major League Totals	.266	164	436	51	116	13	1	8	69	1	9	3	53	93	1	2	15	.343	

BUSCHER'S FIELDING RECORD								
POSITION	PCT	G	PO	A	E	TC	DP	PB
First Base	1.000	19	82	6	0	88	14	—
Second Base	—	1	0	0	0	0	0	—
Third Base	.943	116	73	175	15	263	19	—
Totals	.957	139	155	181	15	351	33	—



# ORLANDO CABRERA

## SHORTSTOP

# 18

Height: 5-10      Weight: 194  
 Bats: R      Throws: R  
 Born: 11/2/74 in Cartagena, Colombia  
 Resides: Cartagena, Colombia  
 Acquired: Trade with Oakland, 7/31/09  
 M.L. Service: 11 years, 69 days  
 Contract Status: Signed thru 2009



**PERSONAL:** Orlando Luis Cabrera...wife Katie...two children, Orhel and Mitchelly...father, Jolbert, was a scout with the Florida Marlins who signed Edgar Renteria...Cabrera and Renteria were the only natives of Colombia in the Major Leagues in 2007.

**2009:** Signed by Oakland as a free agent, March 6...had 14-game hit-streak, June 17-July 1...homered in back-to-back games, July 5 and 6...hit safely in 18 of 19 games, going 33-for-82 (.402), July 8-July 30...recorded 11 multi-hit games with the Athletics...acquired by the Twins in exchange for minor league infielder Tyler Ladendorf, July 31...hit safely in a career-high 22 consecutive games from July 20-August 13, batting .351 (34-for-97) during that span...hit in 11 straight while with Oakland and 11 straight with the Twins, becoming the fourth player since 1883 to have a hitting-streak of at least 20 games while with two different teams (Joey Cora with SEA and CLE in 1998, Heinie Manush with STL and WAS in 1930 and Tom Mansell with DET and STL in 1883)...hit his first home run as a Twin, August 2 vs. Los Angeles (AL)...hit safely in 16 consecutive games from September 19-October 6, batting .397 with 16 rbi, two home runs, one triple, 21 runs and an on-base percentage of .408 during that span...scored a run in 13 consecutive games from September 19-October 2, the most for a Twin since Kirby Puckett had a streak of 14 consecutive games with a run in 1986...finished the season with a 16-game hitting streak, batting .397 (29-for-73) with five doubles, one triples, two home runs, 21 runs scored, 16 rbi and 10 multi-hit games during that span, while the Twins went 12-4...hit his ninth home run in the seventh inning of the American League tiebreaker game, October 6 vs. Detroit, a two-run shot...batted .285 (69-for-242) with 13 doubles, three triples, five home runs, 42 runs scored and 36 runs scored in 59 games with the Twins (Twins record was 34-25)...his 56 multi-hit games were good for eighth in the American League and second-most for a shortstop (Derek Jeter - 66)...his 77 rbi were the most for a shortstop in the Majors while his 83 runs scored were good for fourth...his 650 at-bats ranked second in the AL...collected 185-plus hits in a season for the fourth time in his career.

**2008:** Batted .281 with 33 doubles, eight home runs, 57 rbi and 93 runs scored in his first season with the White Sox...established a career high with 56 walks and 71 strikeouts...ranked second in the American League in singles and at-bats, third in plate appearances (730), tied for third in sacrifice flies (9), fourth in games played, sixth in plate appearances-per-strikeout (10.28) and tied for sixth in hits...finished fourth among AL shortstops with a .978 fielding percentage (eighth-best single season mark in White Sox history)...led the White Sox in hits, runs scored and stolen bases...the 186 hits were the most by a Sox player since Magglio Ordonez in 2002 (189) and his 144 singles were the most since Lance Johnson in 1995 (146)...batted .298 after the All-Star break...ranked first among AL shortstops in hits and third in average and runs scored...batted .293 in 128 games from the leadoff position and the Sox were 73-55 in those games...finished sixth in the AL among leadoff hitters in average...the Sox were 52-23 when he scored a run...five of his eight home runs came in Interleague play and six came before the All-Star break...led club with 52 multi-hit games...had 11th career four-hit game (fourth of season), August 26 at Baltimore...reached base safely in 20 of his first 21 games, including 17 straight, April 5-24...hit his first home run with the Sox, April 12 vs. Detroit...received his second career Gold Glove in an on-field ceremony, May 12 at Angel Stadium...recorded his third career multi-homer game on May 18 at San Francisco, his first since 2003...the second home run was the 100th of his career...picked up his 1,500th career hit on May 30 at Tampa Bay with a single off James Shields...had 12-game hit-streak, June 1-13, going 19-for-54 (.352)...recorded his 11th career game-ending hit, July 11 vs. Cleveland...hit five doubles in a four-game set at New York (AL), September 15-18, tying the record for a series at Yankee Stadium (seventh time)...Baltimore's Jerry Adair (August, 1963) is the only other visiting player to hit five doubles in a series at Yankee Stadium...his nine-game hit streak and his string of 20 consecutive games reaching base ended on September 21 at Kansas City...batted .353 (24 for 68) over his last 17 games.

**2007:** Traded with cash considerations from the Angels to the Chicago White Sox on November 19 in exchange for pitcher Jon Garland...earned his second career Rawlings Gold Glove Award after leading American League shortstops in fielding percentage (.983) for the second time in the last three seasons...set career highs in batting average, runs scored and hits...led the Angels in runs scored for the second straight season...received five points in the AL Most Valuable Player Award voting...led the Angels in hits, ranked sixth in the AL, and set a franchise-record for shortstops...ranked third in the AL with 63 multi-hit games...finished second among AL shortstops in runs scored and third in batting, hits and rbi...stole 20-or-more bases for the third straight season and fifth time in his career...tied for the AL lead in sacrifice flies...reached base safely in 130 of 155 games...hit .328 prior to the All-Star break...average was at .342 entering July...batted .311 with runners in scoring position and .318 on the road...committed his first error of the season on May 4 at Chicago (AL), becoming the last regular shortstop in baseball to commit an error...tied his career best with four hits and four runs scored, June 4 vs. Minnesota...batted .372 in May and .385 with 22 rbi in June...tied career-high with three stolen bases, August 15 at Toronto...tied then career-high with a 15-game hitting streak, May 10-25...was 3-for-12 with a double and an rbi vs. Boston in the ALDS.

**2006:** Led the Angels in runs scored...tied for fifth in the AL in doubles and set a club record for right-handed batters, breaking the mark of 42 set by Doug DeCinces in 1982...stole a career-high 27 bases...ranked fourth among AL shortstops in hits...tied for the league lead in sacrifice flies...struck out once every 11.8 plate appearances, the second-best ratio in the AL...reached base safely in 117 of his final 135 games...reached base safely in a franchise-record 63 consecutive games, April 25 to July 6...streak was the longest since Ted Williams compiled a Major League record 84-game streak in 1949 and the sixth-longest in Major League history...registered a straight steal of home on July 2 vs. Los Angeles (NL), the first Angels player to accomplish the feat since Tony Phillips on June 28, 1997 vs. Seattle...recorded a pair of game-ending hits.

### CABRERA'S GAME HIGHS

#### 2009

Hits: 3, 12x, last 9/29 at Det.      HR: 1, 9x, last 10/6 vs. Det.  
 RBI: 4, 5/12 vs. K.C.      Grand Slams: - -  
 Hit-Streak: 22, 7/20-8/13



#### CAREER

Hits: 4, 11x, last 8/26/08 at Bal.      HR: 2, 3x, last 5/18/08 at S.F.  
 RBI: 6, 7/27/03 vs. Atl.      Grand Slams: - -  
 Hit-Streak: 22, 7/20-8/13/09



**2005:** Compiled a .988 fielding percentage in his first season with the Angels...was the fourth-hardest player to strikeout in the AL, fanning once every 11.7 plate appearances...stole 20-plus bases for the third time in four seasons...collected his 1,000th career hit, June 13 vs. Washington...stole three bases, July 31 at New York...disabled with right elbow strain, June 27-July 16...hit his fourth career game-ending home run, April 21 vs. Cleveland...hit safely in all five games of the ALDS vs. the Yankees...his two-out single in the seventh inning of Game 2 was the game-winner and evened the series at 1-1...hit his first career postseason home run in Game 3 off Jon Garland.

**2004:** Combined to play in 161 games with Montreal and Boston...traded from the Expos to Red Sox, July 31, as part of a four-team, eight-player deal...hit .294 with 19 doubles, six home runs and 31 rbi in 58 games with the Red Sox...homered in his first plate appearance with Boston, August 1 at Minnesota off Johan Santana...became the eighth player in club history to accomplish that feat...had 12-game hit-streak, August 15-27...batted .333 in his final 45 games...hit a game-ending home run, September 22 vs. Baltimore...also hit a game-ending home run with Montreal vs. the Chicago (AL), June 20...made his postseason debut as the Red Sox won their first World Series championship since 1918...started all 14 of Boston's playoff games, hitting .288 with four doubles and 11 rbi...hit safely in all seven games of the ALCS vs. New York, going 11-for-29 (.379).

**2003:** Was named the Expos Most Valuable Player for the second time in three seasons...tied for the NL lead in games played...his 17 home runs were a career-high and broke the franchise record for shortstops held by Wil Cordero (15 in 1994)...set a career-high in doubles...was successful on 24-of-26 stolen base attempts...had 15-game hitting streak, July 2-20...posted his sixth career four-hit game, May 7 vs. San Diego...recorded his second career multi-homer game, May 30 at Philadelphia... had career-high six rbi, July 23 vs. Atlanta.

**2002:** Played in 153 games with Montreal...stole his 21st consecutive base, September 25 vs. Florida, breaking the club record of 20 set by Tim Raines in 1981...collected his 500th career hit, June 4 vs. Pittsburgh...committed a career-high 29 errors.

**2001:** Earned his first Rawlings Gold Glove Award after compiling a .986 fielding percentage...named the Expos Player of the Year...set a career-high in rbi and ranked second among all NL shortstops...set a career-high in triples...tied for the NL lead in games played, becoming the first Expos player to appear in all 162 games since Warren Cromartie in 1980.

**2000:** Ranked second among NL shortstops with a .981 fielding percentage...missed 27 games while on the disabled list with a separated right shoulder, July 15-August 15...combined with Jose Vidro to post 37 home runs and 152 rbi, the second-highest total by a shortstop-second base tandem in the NL...was part of the 10th triple play in Expos history, May 14 vs. Chicago (NL)...had two-homer game, July 3 at Atlanta.

**1999:** Was limited by injury to 104 games...missed the final two months of the season after stretching ligaments in his left foot while attempting to beat out an infield hit, August 8...compiled a 42-game errorless streak, April 28-June 14...made his first Opening Day start, taking the place of Mark Grudzielanek...hit his first career game-ending home run, August 2 at Chicago (NL), a two-run shot off Kevin Tapani.

**1998:** Recalled from Triple-A Ottawa, June 24...hit his first career home run, July 21 at Philadelphia, an inside-the-park shot off Mark Portugal...became the second player in Expos history whose first home run was inside-the-park, joining Bombo Rivera (1976)...tied club records with two triples, July 30 vs. San Francisco...hit .232 in games at Ottawa.

**1997:** Appeared in 16 games with Montreal...recalled from Triple-A Ottawa, September 2...made his Major League debut, September 3 vs. Boston, going 0-for-2...recorded first career hit, September 11 at New York (NL), an rbi-single off Mike Thurman...made his first start at second base, September 22...advanced through three levels of the Expos system before making his Major League debut in September...led the organization in stolen bases...began season at Single-A West Palm Beach...promoted to Double-A Harrisburg, June 19...promoted to Ottawa, July 30.

**1996:** Named to the South Atlantic League All-Star Team as a second baseman at Single-A Delmarva...also was named to the Topps/NABPL Single-A All-Star Team...led the team in at-bats, runs scored, home runs, total bases (207) and stolen bases.

**1995:** Ranked second on the team in average and triples at Single-A Vermont...named New York-Penn League Player of the Week, August 28-September 3.

**1994:** Opened the season in extended spring training and joined the Gulf Coast League Expos midway through the season...collected 10 hits in his first 18 at-bats.

**1993:** Appeared in 38 games with the Expos Dominican Summer League team.

**PROFESSIONAL:** Signed by the Montreal Expos as a non-drafted free agent on June 1, 1993.

CABRERA'S FIELDING RECORD								
POSITION	PCT	G	PO	A	E	TC	DP	PB
Second Base	.974	33	69	81	4	154	18	—
Shortstop	.977	1685	2607	4701	172	7480	1044	—
Totals	.977	1716	2676	4782	176	7634	1062	—

# CABRERA'S BATTING RECORD

YEAR	CLUB	AVG	G	AB	R	H	2B	3B	HR	RBI	SH	SF	HB	BB	SO	SB	CS	E	OBP
1993	DSL Expos	.344	38	122	24	42	6	1	1	17	1	4	2	18	11	14	5	3	.425
1994	GCL Expos	.315	22	73	13	23	4	1	0	11	1	0	0	5	8	6	0	4	.359
1995	West Palm Beach	.200	3	5	0	1	0	0	0	0	0	0	0	0	1	0	0	1	.200
	Vermont	.282	65	248	37	70	12	5	3	33	2	4	1	16	28	15	8	17	.323
1996	Delmarva	.252	134	512	86	129	28	4	14	65	5	4	5	54	63	51	18	27	.327
1997	West Palm Beach	.276	69	279	56	77	19	2	5	26	1	0	0	27	33	32	12	20	.340
	Harrisburg	.308	35	133	34	41	13	2	5	20	1	0	0	15	18	7	2	5	.378
	Ottawa	.262	31	122	17	32	5	2	2	14	1	3	2	7	16	8	1	3	.306
	MONTREAL	.222	16	18	4	4	0	0	0	2	1	0	0	1	3	1	2	1	.263
1998	Ottawa	.232	66	272	31	63	9	4	0	26	2	5	0	28	27	19	9	12	.298
	MONTREAL	.280	79	261	44	73	16	5	3	22	5	1	0	18	27	6	2	7	.325
1999	MONTREAL	.254	104	382	48	97	23	5	8	39	4	0	3	18	38	2	2	10	.293
2000	MONTREAL	.237	125	422	47	100	25	1	13	55	3	3	1	25	28	4	4	10	.279
	Ottawa	.667	2	6	1	4	0	0	0	0	0	0	1	1	0	1	0	0	.750
2001	MONTREAL	.276	162	626	64	173	41	6	14	96	4	7	4	43	54	19	7	11	.324
2002	MONTREAL	.263	153	563	64	148	43	1	7	56	9	4	2	48	53	25	7	29	.321
2003	MONTREAL	.297	162	626	95	186	47	2	17	80	3	9	1	52	64	24	2	18	.347
2004	MONTREAL	.246	103	390	41	96	19	2	4	31	2	3	2	28	31	12	3	7	.298
	BOSTON	.294	58	228	33	67	19	1	6	31	1	7	1	11	23	4	1	8	.320
2005	LOS ANGELES (AL)	.257	141	540	70	139	28	3	8	57	4	2	3	38	50	21	2	7	.309
2006	LOS ANGELES (AL)	.282	153	607	95	171	45	1	9	72	3	11	3	51	58	27	3	16	.335
2007	LOS ANGELES (AL)	.301	155	638	101	192	35	1	8	86	3	11	5	44	64	20	4	11	.345
2008	CHICAGO (AL)	.281	166	661	93	186	33	1	8	57	3	9	1	56	71	19	6	16	.334
2009	OAKLAND	.280	101	414	41	116	23	0	4	41	5	4	0	25	39	11	4	14	.318
	MINNESOTA	.285	59	242	42	69	13	3	5	36	1	6	0	11	32	2	0	11	.309
Minor League Totals		.272	465	1772	299	482	96	21	30	212	14	20	11	171	205	153	55	92	.336
National League Totals		.267	904	3288	407	877	214	22	66	381	31	27	13	233	298	93	29	93	.322
American League Totals		.282	833	3330	475	940	196	10	48	380	20	50	13	236	337	104	20	83	.328
Major League Totals		.275	1732	6618	882	1817	410	32	114	761	51	77	26	469	635	197	49	176	.322

# CABRERA'S DIVISION SERIES RECORD

YEAR	OPPONENT	AVG	G	AB	R	H	2B	3B	HR	RBI	SH	SF	HB	BB	SO	SB	CS	E	OBP
2004	Anaheim	.154	3	13	1	2	1	0	0	3	0	0	0	2	2	0	0	0	.267
2005	New York (AL)	.238	5	21	3	5	2	0	0	3	0	0	0	0	1	0	0	1	.238
2007	Boston	.250	3	12	0	3	1	0	0	1	0	0	0	1	1	0	0	0	.308
2008	Tampa Bay	.125	4	16	1	2	0	0	0	0	0	0	1	0	3	0	0	0	.176
Division Series Totals		.194	15	62	5	12	4	0	0	7	0	0	1	3	7	0	0	1	.242

# CABRERA'S LEAGUE CHAMPIONSHIP SERIES RECORD

YEAR	OPPONENT	AVG	G	AB	R	H	2B	3B	HR	RBI	SH	SF	HB	BB	SO	SB	CS	E	OBP
2004	New York (AL)	.379	7	29	5	11	2	0	0	5	0	1	0	3	5	1	0	0	.424
2005	Chicago (AL)	.200	5	20	1	4	1	0	1	3	0	0	0	0	2	0	0	1	.200
LC Totals		.306	12	49	6	15	3	0	1	8	0	1	0	3	7	1	0	1	.340

# CABRERA'S WORLD SERIES RECORD

YEAR	OPPONENT	AVG	G	AB	R	H	2B	3B	HR	RBI	SH	SF	HB	BB	SO	SB	CS	E	OBP
2004	St. Louis	.235	4	17	3	4	1	0	0	3	0	0	1	3	1	0	0	0	.381



# ALEXI CASILLA

## INFIELDER

# 25

**Height:** 5-9      **Weight:** 178  
**Bats:** S      **Throws:** R  
**Born:** 7/20/84 in San Cristobal, DR  
**Resides:** San Cristobal, DR  
**Acquired:** Trade with Los Angeles (AL), 12/9/05  
**M.L. Service:** 1 year, 84 days  
**Contract Status:** Signed thru 2009



**PERSONAL:** Alexi Casilla Lora...wife Dalki (Febriel)...2003 graduate of Enedia Puello Renville (DR) High School.

**2009:** Made the Twins Opening Day roster for the first time in his career as the Twins starting second baseman...hit walk-off single, April 7 vs. Seattle off Brandon Morrow...hit safely in four of his first five games, including a three-hit game, April 10 at Chicago (AL)...optioned to Triple-A Rochester, May 6...played in 20 games for the Red Wings, batting .316 (25-for-79) with three triples, eight rbi, five walks and six stolen bases before being recalled by Minnesota, May 29...played in 10 games for the Twins and was optioned back to Rochester after the Twins reinstated Nick Punto from the 15-day DL...recalled by Minnesota, July 12...had season-high five-game hit-streak (including four multi-hit games), going 9-for-17 (52%), August 21-25...hit a walk-off rbi-single in the bottom of the 12th inning, in the American League tiebreaker game, October 6 vs. Detroit.

**2008:** Began season at Triple-A Rochester and hit safely in each of his first three games (4-for-13)...appeared in 32 games, making 19 starts at shortstop and 10 at second base before being recalled, May 11...hit first Major League home run off Scott Feldman and first career three rbi game, May 19 vs. Texas...drove in two more runs the following day vs. Texas, as he went 2-for-4 with a walk...hit safely in five consecutive games, going 8-for-22 (.364), May 22-27...was 3-for-5 with a double and rbi, June 5 vs. Baltimore...had 13-game hit-streak, going 19-for-52 (.365), May 29-June 11...career-high 14-game hit-streak, going 21-for-56 (.375) with four doubles and 11 rbi, June 20-July 7...hit safely in 10 of 11 games, going 18-for-50 (.360), July 9-23...placed on 15-day disabled list with torn ligament in right thumb, July 30...reinstated from the disabled list, August 21 (missed 20 games)...hit his fifth home run of the season, August 23 at Los Angeles (AL) off Jon Garland...went 2-for-4 with a home run, three rbi and two runs scored, August 31 at Oakland...recorded his 10th three-hit game of the season (3-for-4), September 10 vs. Kansas City...hit his seventh home run, a ninth-inning two-run game tying home run off Tampa's Dan Wheeler, September 18 (triggered a five-run ninth that led to a Twins 11-8 win)...game-winning walk-off rbi-single in the bottom in the 10th vs. Chicago (AL) on September 25 off Bobby Jenks, moving the Twins into first place with three games to play...started 93 games for the Twins including 92 at second base and one at shortstop...his 50 rbi were the most for a Twins second baseman since Todd Walker had 62 in 1998...winner of the Charles O. Johnson Award, given to the Most Improved Twin.

**2007:** Began season at Triple-A Rochester...recalled April 10 and appeared in 13 games before being optioned back to Rochester May 1...hit safely in six of seven games, going 10-for-28 (.357), May 4-9...had six-game hit-streak, going 9-for-21 (.429), May 14-19...had seven-game hit-streak, going 13-for-29 (.448), June 8-15...had four-hit game (including three doubles), June 17 at Louisville...had eight-game hit-streak, going 14-for-36 (.389), July 12-19...finished hitting .337 (32-for-95) vs. lefties at Rochester...recalled July 31...had three-hit game, August 14 at Seattle...had a career-high four hits September 3 vs. Cleveland.

**2006:** Started the season at Single-A Ft. Myers...had a nine-game hit-streak, April 6-14, and went on to hit safely in 19 of his first 20 games...finished April hitting .286 with five stolen bases...went 37-for-113 (.327) in May and stole 12 bases...hit safely in 20 of his final 22 games with the Miracle before being promoted to Double-A New Britain July 14...hit safely in his first seven games with the Rock Cats posting a .355 average during the stretch...his only home run of the year came July 24 vs. Trenton...stole a season-high three bases on two occasions, including July 27 when he singled and walked three times...hit .302 vs. lefties while at New Britain and grounded into just one double play in 45 games...posted a .442 batting average (19-for-43) with runners in scoring position...earned a September call up and appeared in his first Major League game as a pinch-hitter September 1 at New York (AL)...recorded first Major League hit off Luke Hudson, September 29...won Sherry Robertson Award for Twins' Minor League Player of the Year...rated seventh best prospect in the Twins' organization by *Baseball America* heading into the 2007 season.

**2005:** Appeared in seven games for Double-A Arkansas from April 9-26...promoted to Triple-A Salt Lake on April 30...had three multi-hit games including back-to-back 2-for-4 games, May 1-2...spent the majority of the season with Single-A Cedar Rapids...hit safely in 16 of 17 games from May 27-June 15...during the span went 28-for-73 (.384) with nine stolen bases...had a season high 22-game hit-streak from July 10-August 5 where he hit .464 (38-for-82), including a 5-for-5 game July 30 vs. Dayton...finished with a .345 average at home with Cedar Rapids...acquired from Los Angeles (AL) in exchange for pitcher J.C. Romero, December 9.

**2004:** Started the season in the Arizona League and hit safely in seven of his first eight games before being promoted to Cedar Rapids on July 4...hit safely in five of nine games before rejoining the Angels Arizona League club...had three-or-more hits on three occasions...was second in league in stolen bases.

**2003:** Played 33 games in the Dominican Summer League...stole 28 bases in 30 attempts.

**PROFESSIONAL:** Signed by Los Angeles (AL) as non-drafted free agent, February 21, 2003...signed by scout Leo Perez.

### CASILLA'S GAME HIGHS

#### 2009

**Hits:** 3, 4/10 at CWS.  
**RBI:** 2, 4x, last 8/9 at Det.  
**Grand Slams:** - -  
**HR:** - -  
**Hit-Strike:** 5, 8/21-25



#### CAREER

**Hits:** 4, 9/3/07 vs. Cle.  
**RBI:** 3, 3x, last 8/31/08 at Oak.  
**Grand Slams:** - -  
**HR:** 1, 7x, last 9/18/08 at T.B.  
**Hit-Strike:** 14, 6/20-7/7/08

CASILLA'S PLAYING RECORD																			
YEAR	CLUB	AVG	G	AB	R	H	2B	3B	HR	RBI	SH	SF	HB	BB	SO	SB	CS	E	OBP
2003	DSL Angels	.298	33	124	21	37	3	2	0	15	2	0	4	16	14	28	2	7	.396
2004	ASL Angels	.258	45	163	29	42	1	4	0	10	2	2	4	15	10	24	8	6	.332
	Provo	.333	4	12	4	4	1	1	0	1	0	0	1	4	0	1	0	1	.529
	Cedar Rapids	.310	9	29	6	9	2	1	0	1	0	0	0	5	4	1	1	2	.412
2005	Arkansas	.211	7	19	4	4	0	0	0	4	0	0	0	2	3	1	1	3	.286
	Salt Lake	.256	13	39	3	10	0	0	0	1	4	0	0	3	6	1	1	2	.310
	Cedar Rapids	.325	78	308	62	100	11	3	3	17	3	1	6	29	31	47	12	15	.392
2006	Ft. Myers	.331	78	323	56	107	12	6	0	33	3	1	2	30	36	31	6	16	.390
	New Britain	.294	45	170	28	50	10	1	1	13	7	0	4	18	20	19	4	5	.375
	MINNESOTA	.250	9	4	1	1	0	0	0	0	0	0	0	2	1	0	0	0	.500
2007	Rochester	.269	84	320	53	86	13	1	3	20	6	1	4	34	50	24	12	10	.345
	MINNESOTA	.222	56	189	15	42	5	1	0	9	5	1	0	9	29	11	1	10	.256
2008	Rochester	.219	32	96	11	21	3	0	0	2	4	1	2	18	18	4	3	5	.350
	Beloit	.571	2	7	2	4	0	0	0	1	0	0	0	2	1	0	1	0	.667
	MINNESOTA	.281	98	385	58	108	15	0	7	50	13	6	2	31	45	7	2	12	.333
2009	MINNESOTA	.202	80	228	25	46	7	3	0	17	2	1	3	22	36	11	0	5	.280
	Rochester	.340	40	156	21	53	3	4	2	17	2	2	0	11	23	9	6	6	.379
Minor League Totals		.298	470	1766	300	527	59	23	9	135	33	8	27	187	216	190	57	76	.373
Major League Totals		.244	243	806	99	197	27	4	7	76	20	8	5	64	111	29	3	27	.301

CASILLA'S FIELDING RECORD								
POSITION	PCT	G	PO	A	E	TC	DP	PB
Second Base	.974	223	422	572	27	1021	148	—
Shortstop	1.000	11	7	14	0	21	5	—
Totals	.974	237	429	586	27	1042	153	—



# JESSE CRAIN

RIGHTHANDED PITCHER

28

Height: 6-1

Bats: R

Born: 7/5/81 in Toronto, Ontario

Resides: Lakeville, MN

Acquired: 2nd round, June 2002 First-Year Player Draft

M.L. Service: 4 years, 64 days

Contract Status: Signed thru 2009

Weight: 215

Throws: R



**PERSONAL:** Jesse Alan Crain...wife Becky (Hill)...son Hunter (3/27/06) and daughter Avery (9/15/08)...1999 graduate of Fairview (CO) High School where he also played basketball and football...named 1999 All-State and Colorado High School Player of the Year...2001 graduate of San Jacinto (TX) Junior College where he was an All-Conference shortstop...transferred to the University of Houston in 2002...named All-Conference as a shortstop and relief pitcher in 2002...named first team All-America by *Baseball America* and *Baseball Weekly* and second team All-America by the ABCA...named to Conference USA All-Academic Team.

**2009:** Did not allow a run in five straight appearances (5.0 ip), April 8-16...recorded his first win with 2.0 innings of scoreless relief, April 14 vs. Toronto...did not allow a home run in his first 10 appearances...recorded second win, May 13 vs. Detroit...appeared in 23 games for the Twins, posting a 8.15 ERA (17.2 ip, 16 er) with 12 walks and 13 strikeouts before being optioned to Triple-A Rochester, June 16...appeared in 12 games for the Red Wings, posting a record of 1-0, 2.55 (17.2 ip, 5 er) with 22 strikeouts and one save before being recalled, July 22...earned the win on July 29 vs. Chicago (AL), tossing 2.0 scoreless innings...finished August with a record of 1-0, 3.55 (12.2 ip, 5 er) in 10 appearances...did not allow a run in 17 consecutive appearances (16.2 ip), August 25-September 30, allowing just six hits and six walks during that span...went 5-0, 2.93 (30.2 ip, 10 er) in 30 appearances from July 29-October 6.

**2008:** Did not allow an earned run in six of eight appearances, going 1-0, 1.86 (9.2 ip, 2 er), April 18-May 14...was 2-0, 1.13 (8.0 ip, 1 er) in seven appearances, May 27-June 8...struck out three batters in back-to-back appearances (tying career-high), June 11 at Cleveland and June 14 at Milwaukee...did not allow an earned run in 11 of 12 appearances, going 0-0, 0.75 (12.0 ip, 1 er), June 11-July 11...pitched 1.0 innings-or-more in 44 of 66 appearances...in those appearances, posted a 2.55 ERA...struck out 50 in 62.2 innings pitched...averaged 7.2 strikeouts per-nine-innings.

**2007:** Did not allow a run in five of six appearances, going 0-0, 1.50 (6.0 ip, 1 er), April 2-21...tossed season-high 1.2 innings, April 10 vs. New York (AL)...tied season-high two strikeouts, May 9 vs. Chicago (AL)...disabled with right shoulder inflammation, May 16...had season-ending surgery to repair torn labrum and rotator cuff in right shoulder, May 29...transferred to 60-day disabled list, June 1.

**2006:** Pitched a season-high 3.0 innings, April 20 vs. Los Angeles (AL)...did not allow a run in six appearances, going 0-0, 0.00 (7.2 ip), May 5-19...did not allow a run in six of seven appearances, going 0-0, 0.87 (10.1 ip, 1 er), July 16-August 1...finished July going 1-1 with a 1.84 ERA (14.2 ip, 3 er) and 12 strikeouts in 10 appearances...tied season-high three strikeouts, August 4 at Kansas City...did not allow a run in 16.1 innings (13 appearances) from August 10-September 12...earned his fourth win of the season after tossing 1.1 innings, September 14 at Cleveland...allowed one run in his final 22 appearances, August 10-October 1...during the span posted a 0.38 ERA (23.2 ip, 1 er) with 15 strikeouts and three walks...stranded 21 of 34 (62%) inherited runners and first-batters-faced in relief were 16-for-63 (.254).

**2005:** Did not allow an earned run in 17 appearances (14.0 ip), April 5-May 18...had career-high eight-game win-streak, April 28-July 1...had 16.1 inning scoreless streak, May 22-June 19...set American League record for consecutive wins to start a career as a reliever (11), July 1 vs. Tampa Bay...recorded first career save, July 10 at Kansas City...did not allow a run in seven of eight appearances, going 0-0, 0.73 (12.1 ip, 1 er), August 6-20...tied season-high 2.1 innings, September 6 vs. Texas...had .219 batting-average-against with lefties batting .209 (23-for-110) with two homers and righties batting .225 (38-for-169) with four homers...stranded 31 of 42 (74%) inherited runners and first-batters-faced in relief were 17-for-67 (.254)...tied for club lead in games and was second in wins...was fifth in the American League in winning percentage (.706)...led AL rookies in games and winning percentage (.706), tied for second in wins and was ninth in innings pitched...set club record for games by a rookie...won Bill Boni Award as Twins' Outstanding Rookie.

**2004:** Began season at Triple-A Rochester...was 1-0, 3.38 (8.0 ip, 3 er) with one save in six appearances, April 8-17...did not allow an earned run in 11 of 12 appearances, going 1-1, 0.63 (14.1 ip, 1 er) with seven saves, April 21-May 19...Twins' Minor League Player of the Week, going 0-0, 0.00 (3.0 ip, 0 er) with three saves, May 15-21...did not allow a run in 15 consecutive appearances, going 1-0, 0.00 (20.1 ip), June 13-July 29...named to Triple-A All-Star team...contract selected, August 1...made Major League debut in relief, August 5 vs. Anaheim...did not allow a run in 10 appearances, going 2-0, 0.00 (15.1 ip, 0 er), August 13-September 15...optioned to Rookie Level Elizabethton, August 29...recalled and recorded first Major League win, September 1 vs. Texas...season-high three-game win-streak, September 9-October 1...had .179 (17-for-95) batting-average-against with lefties batting .211 (8-for-38) with no homers and righties batting .158 (9-for-57) with two homers...stranded 7 of 17 (41%) inherited runners and first-batters-faced in relief were 5-for-19 (.263)...ranked 12th Best Prospect, Best Fastball and Best Reliever in International League by *Baseball America*...played for Grand Canyon in the Arizona Fall League...ranked third best prospect in the Twins' organization by *Baseball America* heading into the 2005 season.

**2003:** Began season at Single-A Ft. Myers...did not allow a run in eight appearances (15.0 ip), April 6-30...season-high six strikeouts, April 11 at Palm Beach...promoted to Double-A New Britain, May 6...did not allow an earned run in 11 of 12 appearances, going 0-0, 0.44 (20.2 ip, 1 er) with six saves, May 7-June 6...Twins' Minor League Player of the Week, May 10-16...was 1-0, 0.00 (12.0 ip) with three saves in seven appearances, June 15-29...season-high 3.2 innings, June 25 at Binghamton...Twins' Minor League Pitcher of the Month for June...promoted to Triple-A Rochester, July 1...did not allow an earned run in 12 appearances, going 1-0, 0.00 (13.0 ip, 0 er) with nine saves, July 17-August 16...was second among Twins' minor leaguers in saves and fourth in strikeouts...named to *Baseball America's* Double-A All-Star team...ranked 11th

## CRAIN'S GAME HIGHS

### 2009

IP: 2.0, 5x, last 9/1 vs. CWS.

Walks: 3, 4/17 vs. LAA.

SO: 3, 2x, last 9/7 at Tor.

CG: --

Win-Streak: 5, 7/29-9/22

Low-Hit: --



### CAREER

IP: 3.0, 4/20/06 at LAA.

Walks: 4, 8/7/06 at Det.

SO: 3, 8x, last 9/7/09 at Tor.

CG: --

Win-Streak: 11, 9/1/04-7/1/05

Low-Hit: --

Best prospect, Best reliever and Best fastball in Eastern League by *Baseball America*...ranked 14th best prospect in International League *Baseball America*...won Jim Rantz Award as Twins' Minor League Pitcher of the Year...rated fifth best prospect in the Twins' organization by *Baseball America* heading into the 2004 season.

**2002:** Began season at Rookie Level Elizabethton...did not allow an earned run in six appearances, July 26-August 9...had .082 (4-for-49) batting-average-against...promoted to Single-A Quad Cities, August 10...did not allow a run in five of six appearances, August 11-25...had .154 (6-for-39) batting-average-against.

**PROFESSIONAL:** Signed by scout Marty Esposito.

CRAIN'S PITCHING RECORD																			
YEAR	CLUB	W-L	ERA	G	GS	CG	SH	SV	IP	H	R	ER	HR	HB	BB	SO	WP	BK	BAA
2002	Elizabethton	2- 1	0.57	9	0	0	0	2	15.2	4	2	1	0	1	7	18	0	0	.082
	Quad Cities	1- 1	1.50	9	0	0	0	1	12.0	6	3	2	0	1	4	11	0	0	.154
2003	Ft. Myers	2- 1	2.84	10	0	0	0	0	19.0	10	6	6	0	0	5	25	0	0	.154
	New Britain	1- 1	0.69	22	0	0	0	9	39.0	13	4	3	0	1	10	56	2	1	.099
	Rochester	3- 1	3.12	23	0	0	0	10	26.0	24	10	9	0	1	10	33	2	0	.245
2004	Rochester	3- 2	2.49	41	0	0	0	19	50.2	38	20	14	5	1	17	64	1	0	.205
	MINNESOTA	3- 0	2.00	22	0	0	0	0	27.0	17	6	6	2	1	12	14	1	0	.179
2005	MINNESOTA	12- 5	2.71	75	0	0	0	1	79.2	61	28	24	6	5	29	25	2	0	.219
2006	MINNESOTA	4- 5	3.52	68	0	0	0	1	76.2	79	31	30	6	2	18	60	1	0	.262
2007	MINNESOTA	1- 2	5.51	18	0	0	0	0	16.1	19	16	10	4	1	4	10	0	1	.292
2008	MINNESOTA	5- 4	3.59	66	0	0	0	0	62.2	62	29	25	6	1	24	50	2	0	.257
2009	MINNESOTA	7- 4	4.70	56	0	0	0	0	51.2	48	28	27	3	5	27	43	1	1	.250
	Rochester	1- 0	2.55	12	0	0	0	1	17.2	13	5	5	0	0	8	22	3	0	.206
Minor League Totals		13- 7	2.18	126	0	0	0	43	170.0	108	50	40	5	5	61	229	8	1	.171
Major League Totals		32-30	3.50	305	0	0	0	2	314.0	286	138	122	27	15	114	202	7	2	.244

CRAIN'S FIELDING RECORD								
POSITION	PCT	G	PO	A	E	TC	DP	PB
Pitcher	.931	305	33	48	6	87	8	—

CRAIN'S DIVISION SERIES RECORD																			
YEAR	OPPONENT	W-L	ERA	G	GS	CG	SH	SV	IP	H	R	ER	HR	HB	BB	SO	WP	BK	BAA
2004	New York (AL)	0- 0	0.00	1	0	0	0	0	0.1	1	0	0	0	0	0	0	0	0	.500
2006	Oakland	0- 0	9.00	2	0	0	0	0	1.0	3	3	1	1	0	1	1	0	0	.429
Division Series Totals		0- 0	6.75	3	0	0	0	0	1.1	4	3	1	1	0	1	1	0	0	.444

CRAIN'S WORLD BASEBALL CLASSIC RECORD																			
YEAR	CLUB	W-L	ERA	G	GS	CG	SH	SV	IP	H	R	ER	HR	HB	BB	SO	WP	BK	BAA
2006	Canada	0- 0	0.00	2	0	0	0	1	2.0	1	0	0	0	0	0	2	0	0	.167
2009	Canada	0- 0	0.00	1	0	0	0	0	1.1	0	0	0	0	0	0	4	0	0	.000
WBC Totals		0- 0	0.00	3	0	0	0	1	3.1	1	0	0	0	0	0	6	0	0	.100

# CRAIN'S DAY-BY-DAYS

Date	Opp.	Score	Dec.	IP	H	R	ER	HR	BB	SO	Left Game or IR/IRS
4/ 6	Sea.	1-6	ND	0.2	0	1	1	0	1	0	0/0
4/ 8	Sea.	6-5	ND	1.0	0	0	0	0	1	1	0/0
4/11	@CWS.	0-8	ND	0.1	0	0	0	0	0	1	3/0
4/12	@CWS.	1-6	ND	0.2	1	0	0	0	0	1	2/2
4/14	Tor.	3-2	W	2.0	0	0	0	0	0	2	0/0
4/16	Tor.	2-9	ND	1.0	0	0	0	0	0	1	0/0
4/17	LAA.	11-9	ND	0.1	2	4	4	0	3	0	1/1
<b>APRIL TOTALS</b>			<b>1-0</b>	<b>6.0</b>	<b>3</b>	<b>5</b>	<b>5</b>	<b>0</b>	<b>5</b>	<b>6</b>	<b>7.50 ERA</b>
5/ 5	@Det.	0-9	ND	1.0	0	0	0	0	0	1	0/0
5/ 8	Sea.	11-0	ND	1.0	0	0	0	0	0	0	0/0
5/10	Sea.	3-5	L	0.0	3	2	2	0	0	0	0/0
5/12	Det.	6-2	ND	0.0	1	1	1	1	1	0	0/0
5/13	Det.	14-10	W	2.0	2	1	1	0	0	1	0/0
5/15	@NYY.	4-5	ND	0.2	2	1	1	1	1	0	0/0
5/17	@NYY.	2-3	L	0.1	1	1	1	1	0	0	0/0
5/18	@NYY.	6-7	ND	1.0	0	0	0	0	0	0	1/0
5/20	@CWS.	4-7	ND	1.0	0	0	0	0	0	0	0/0
5/28	Bos.	1-3	ND	0.1	0	0	0	0	0	0	1/0
5/29	@T.B.	3-5	ND	1.1	2	1	1	0	1	1	0/0
<b>MAY TOTALS</b>			<b>1-2</b>	<b>8.2</b>	<b>11</b>	<b>7</b>	<b>7</b>	<b>3</b>	<b>3</b>	<b>3</b>	<b>7.27 ERA</b>
6/ 3	Cle.	1-10	ND	1.1	3	2	2	0	1	2	2/0
6/ 5	@Sea.	2-1	ND	0.2	0	0	0	0	0	1	0/0
6/ 7	@Sea.	2-4	ND	0.2	1	0	0	0	1	1	0/0
6/ 9	@Oak.	10-5	ND	0.0	1	2	1	0	1	0	3/3
6/14	@CHC.	2-3	L	0.1	3	1	1	0	1	0	0/0
<b>JUNE TOTALS</b>			<b>0-1</b>	<b>3.0</b>	<b>8</b>	<b>5</b>	<b>4</b>	<b>0</b>	<b>4</b>	<b>4</b>	<b>12.00 ERA</b>
<b>PRE-ASG TOTALS</b>			<b>2-3</b>	<b>17.2</b>	<b>22</b>	<b>17</b>	<b>16</b>	<b>3</b>	<b>12</b>	<b>13</b>	<b>8.15 ERA</b>
7/23	@LAA.	5-6	L	0.2	2	1	1	0	1	1	0/0
7/24	@LAA.	3-6	ND	1.2	0	0	0	0	0	2	1/0
7/26	@LAA.	10-1	ND	1.0	1	0	0	0	0	2	0/0
7/29	CWS.	3-2	W	2.0	2	0	0	0	0	0	0/0
7/31	LAA.	5-11	ND	0.0	3	3	3	0	1	0	2/2
<b>JULY TOTALS</b>			<b>1-1</b>	<b>5.1</b>	<b>8</b>	<b>4</b>	<b>4</b>	<b>0</b>	<b>2</b>	<b>5</b>	<b>6.75 ERA</b>
8/ 1	LAA.	6-11	ND	1.0	1	0	0	0	0	0	0/0
8/ 4	@Cle.	10-1	ND	1.0	0	0	0	0	0	1	0/0
8/ 7	@Det.	8-10	ND	1.1	1	0	0	0	0	2	1/0
8/11	K.C.	6-14	ND	1.2	2	2	2	0	2	1	0/0
8/13	K.C.	4-5	ND	1.0	1	0	0	0	0	3	0/0
8/16	Cle.	4-7	ND	1.2	2	1	1	0	1	2	1/0
8/18	@Tex.	9-6	W	1.1	0	0	0	0	1	1	3/0
8/22	@K.C.	8-7	ND	0.1	2	2	2	0	1	1	1/0
8/25	Bal.	7-6	ND	2.0	1	0	0	0	0	2	0/0
8/29	Tex.	0-3	ND	1.1	0	0	0	0	0	1	1/0
<b>AUGUST TOTALS</b>			<b>1-0</b>	<b>12.2</b>	<b>10</b>	<b>5</b>	<b>5</b>	<b>0</b>	<b>5</b>	<b>14</b>	<b>3.55 ERA</b>
9/ 1	CWS.	4-3	ND	2.0	0	0	0	0	0	0	0/0
9/ 4	@Cle.	2-5	ND	0.2	0	0	0	0	1	0	1/0
9/ 6	@Cle.	1-3	ND	0.1	0	0	0	0	0	0	0/0
9/ 7	@Tor.	6-3	W	1.1	0	0	0	0	0	3	0/0
9/10	@Tor.	2-3	ND	0.2	1	0	0	0	0	0	0/0
9/12	Oak.	2-4	ND	1.1	1	0	0	0	2	1	2/2
9/14	Cle.	6-3	ND	1.0	0	0	0	0	0	1	0/0
9/16	Cle.	7-3	ND	0.0	1	0	0	0	1	0	2/1
9/19	Det.	6-2	W	1.0	0	0	0	0	0	0	0/0
9/20	Det.	2-6	ND	0.2	1	0	0	0	0	1	0/0
9/22	@CWS.	8-6	W	1.1	0	0	0	0	0	0	2/0
9/23	@CWS.	8-6	ND	0.1	0	0	0	0	0	0	0/0
9/27	@K.C.	1-4	ND	1.0	0	0	0	0	0	0	0/0
9/29	@Det.	5-6	ND	1.0	0	0	0	0	1	1	0/0
9/30	@Det.	2-7	ND	0.2	1	0	0	0	1	0	1/0
10/2	K.C.	10-7	ND	0.1	1	1	1	0	1	1	2/2
10/4	K.C.	13-4	ND	1.0	1	0	0	0	1	1	0/0
10/6	Det.	6-5	ND	1.1	1	1	1	0	0	2	0/0
<b>SEPT./OCT. TOTALS</b>			<b>3-0</b>	<b>16.0</b>	<b>8</b>	<b>2</b>	<b>2</b>	<b>0</b>	<b>8</b>	<b>11</b>	<b>1.13 ERA</b>
<b>POST-ASG TOTALS</b>			<b>5-1</b>	<b>34.0</b>	<b>26</b>	<b>11</b>	<b>11</b>	<b>0</b>	<b>15</b>	<b>30</b>	<b>2.91 ERA</b>
<b>SEASON TOTALS</b>			<b>7-4</b>	<b>51.2</b>	<b>48</b>	<b>28</b>	<b>27</b>	<b>3</b>	<b>27</b>	<b>43</b>	<b>4.70 ERA</b>





# JOE CREDE

## THIRD BASEMAN

# 24

**Height:** 6-3  
**Bats:** R  
**Born:** 4/26/78 in Jefferson City, MO  
**Resides:** Linn, MO  
**Acquired:** Signed as free agent, February 21, 2009  
**M.L. Service:** 6 years, 124 days  
**Contract Status:** Signed through 2009



**PERSONAL:** Joseph Crede...wife Lisa...daughters Anna and Lucy...1996 graduate of Fatima High School in Westphalia (MO) where he was a two-time All-State selection...hit .560 (108-for-193) with 36 home runs and 106 rbi over his career, including a .597 (40-for-67) mark with 18 home runs and 43 rbi as a senior...also posted a 6-0 career record with a 1.84 ERA (44.0 ip, 9 er) and 75 strikeouts as a pitcher...was honored in his hometown of Westphalia, MO, with "Joe Crede Day" on November 6, 2005 and presented by the mayor of Westphalia with the keys to the city...cousin, Dennis Higgins, pitched in the Major Leagues with the White Sox (1966-67), Washington (1968-69), Cleveland (1970) and St. Louis (1971-72).

**2009:** Played his first season with the Twins after spending nine seasons with the Chicago White Sox...hit his first home run, April 10 at Chicago (AL)...had game-winning walk-off double in 11th inning, April 14 vs. Toronto...homered in consecutive games, May 12 and 13 vs. Detroit, including a walk-off grand slam in 13th inning...homered in three straight games, May 23-28...hit in eight straight games, April 24-May 4 and in 12 of 13 games, April 24-May 14, hitting four home runs and collecting 12 rbi during that span...ninth career two-homer game and tied season-high with four rbi, July 11 vs. Chicago (AL)...placed on the 15-day disabled list, August 28 with a lower back strain...reinstated, September 8...had season-ending back surgery in Dallas, performed by Dr. Andrew Dossett, September 25.

**2008:** Appeared in 97 games with the White Sox after being sidelined with a lower-back injury...sixth straight Opening Day start at third base for Sox...had sixth career four-hit game, April 6 at Detroit...hit fifth career grand slam, August 7 vs. Minnesota and homered the next game, April 9 vs. Minnesota...sixth career grand slam, April 13 vs. Detroit...recorded eighth career game-ending hit, April 24 vs. New York (AL)...recorded 22 rbi in April, including seven home runs...hit five home runs with 12 rbi in a four game span, June 4-8, including back-to-back multi-homer games, June 7-8 vs. Minnesota...seventh career four-hit game, June 6 vs. Minnesota...named AL Co-Player of the Week with Texas' Milton Bradley, June 2-8, hitting .611 (11-for-18)...named to first career AL All-Star team as reserve and went 0-for-1...placed on the disabled list, July 22 with lumbar back inflammation and rehabbed at Charlotte, going 2-for-16 in five games...reinstated by the White Sox, August 25...went 4-for-23 (.174) in seven games before leaving a game on September 2 at Cleveland with tightness in lower back, and did not return the rest of the season...batted .319 (44-for-138) with 12 home runs and 37 rbi vs. AL Central opponents, and .400 (16-for-40) with seven home runs and 17 rbi against Minnesota...led all AL third basemen with a career-high 20 errors.

**2007:** Appeared in just 47 games for the White Sox...made his fifth straight Opening Day start at third base...season-high three hits, April 13 at Cleveland...left game on May 20 at Chicago (NL) with lower back inflammation, missed the following three games...hit game-ending sacrifice fly, May 25 vs. Tampa Bay...placed on disabled list, June 6 with lower back inflammation...compiled a .971 fielding percentage (four errors in 137 total chances)...underwent season-ending back surgery on June 12...the microdisectomy was performed by Dr. Robert Watkins in Los Angeles.

**2006:** Played in 150 games for the White Sox...collected at least one rbi in seven straight games, April 7-14 (nine total)...second career four-hit game, April 14 vs. Toronto...named AL Player of the Week, June 19-25, hitting .429 with four home runs and nine rbi...hit seven home runs with 19 rbi in 17 Interleague games...homered in back-to-back games five separate times and posted two multi-homer games (June 20 vs. St. Louis and August 23 at Detroit)...matched his career-high with four hits and two home runs, June 20 vs. St. Louis...hit eight home runs in the month of July...set career-highs with his 23rd home run, August 1 at Kansas City and his 78th rbi, August 9 vs. New York (AL)...fourth career four-hit game, August 1 at Kansas City...hit two solo homers, August 23 at Detroit, the 100th and 101st of his career...had second 10-game hit-streak of season, August 23-September 2...fifth career four-hit game, August 29 vs. Tampa Bay...hit his 30th home run, September 24 vs. Seattle...won his first Silver Slugger Award and was named the third baseman on the *Sporting News* AL All-Star Team after setting career-highs in batting average, hits, doubles, homers, rbi, runs scored, total bases (275) and extra-base hits (61)...had career-best .978 fielding percentage (10 errors in 260 total chances)...20 of his 30 home runs were hit off righthanded pitchers...batted .343 (46-for-134) with runners in scoring position, .351 (20-for-57) with RISP and two outs and .364 (8-for-22) with the bases loaded...three grand slams tied for second-highest in Sox history for a season.

**2005:** Had career-high 14-game hit-streak, April 9-23, hitting .408 (20-for-49) during that span...made his first Major League appearance at shortstop, April 27 at Oakland...went 49 straight games without committing an error, May 16-July 20...placed on the disabled list from August 26-September 10 with a fractured right middle finger, after being hit by a pitch on August 25 at Minnesota (Jesse Crain)...missed two games September 27-28 at Detroit to return to Missouri for the birth of his second daughter, Lucy Renee...recorded his fourth career multi-homer game, September 29 vs. Cleveland, including his fifth career game-ending homer in the 10th inning...played the final three months with a pair of herniated discs in his lower back...ranked third among AL third basemen with a .971 fielding percentage (10 errors in 348 total chances) and fifth in home runs...18 of his 22 homers were off righthanders...committed just three errors in his final 33 games...hit .289 (13-for-45) with three doubles, four home runs and 11 rbi in 12 games helping the White Sox win their first World Series championship since 1917...the four home runs by a third baseman in single postseason tied him for second all-time with Scott Brosius (1998) and Aramis Ramirez (2003)...hit game-winning double in Game 2 of the ALCS...drove in tying and game-winning runs in Game 5 of ALCS...hit go-ahead solo home run in the fourth inning of a 5-3 victory in Game 1 of the World Series...hit safely in his final six playoff games, going 9-for-24 (.375).

**2004:** Had walk-off single, April 14 vs. Kansas City...back-to-back three-hit games, April 27 and 28 vs. Cleveland...game-ending sacrifice fly,

### CREDE'S GAME HIGHS

#### 2009

**Hits:** 3, 8/12 vs. K.C.  
**RBI:** 4, 2x, last 7/11 vs. CWS.  
**Grand Slams:** 1, 5/13 vs. Det.  
**HR:** 2, 7/11 vs. CWS.  
**Hit-Streak:** 8, 4/24-5/4



#### CAREER

**Hits:** 4, 7x, last 6/6/08 vs. Min.  
**RBI:** 7, 8/27/02 vs. Tor.  
**Grand Slams:** 1, 7x, last 5/13/09 vs. Det.  
**HR:** 2, 9x, last 7/11 vs. CWS.  
**Hit-Streak:** 14, 4/9-23/05

April 23 vs. Tampa Bay and again on May 1 vs. Toronto...had season-high four hits, June 2 at Oakland (first four hit game of his career)...recorded home runs in back-to-back games from April 28-May 1 vs. Cleveland and Toronto and again on May 3 and 4 at Baltimore...hit .329 (28-for-85) with four home runs and 15 rbi in 24 June games...hit walk-off home run, July 24 vs. Detroit...recorded his third career multi-homer game, September 23 vs. Kansas City, including a game-ending three-run shot off Jeremy Affeldt...matched his career-high with two errors, September 15 at Minnesota...ranked seventh among AL third basemen in home runs and rbi...his .965 fielding percentage ranked fifth among AL third basemen.

**2003:** Batted .261 with 19 home runs and 75 rbi in his first full season with the White Sox...was White Sox Opening Day third baseman for the first time in his career...hit game-ending home run, May 25 vs. Detroit, a three-run homer off Steve Sparks in the 12th inning...hit safely in 11 straight games, going 18-for-39 (.462) with two home runs and 10 rbi, August 8-21...hit a career-high three doubles, September 27 at Kansas City...did not commit an error over his final 34 games with the last coming on August 17 at Texas...hit .308 (72-for-234) with 11 home runs and 37 rbi after the All-Star break...ranked fourth among AL third basemen in home runs, fourth in fielding percentage (.964) and fifth in rbi.

**2002:** Began season with Triple-A Charlotte...rated as number 10 prospect in the International League as well as best defensive third baseman in IL for the second straight season by *Baseball America*...named to IL midseason and postseason All-Star teams...led Charlotte in all three Triple Crown categories as well as slugging (.571) and on-base percentage (.359)...named IL Batter of the Week, May 27-June 3...recalled July 30...combined to record 36 home runs and 100 rbi between Charlotte and the White Sox...his .285 batting average with the Sox ranked third among AL rookies behind Toronto's Josh Phelps (.309) and Minnesota's Bobby Kielty (.291)...also ranked among AL rookie leaders in home runs (tied for sixth), rbi (tied for 10th), total bases (tied for 10th) and extra-base hits (tied for 10th with 22) despite appearing in just 53 games...hit one home run every 16.7 at-bats, second-highest total on the Sox...named American League Player of the Week, August 26-September 1, batting .409 (9-for-22) with four home runs 11 rbi...hit six homers in seven games, August 23-31...recorded first career multi-homer game (including a grand slam) with a career-high seven rbi, August 27 vs. Toronto...his first homer tied game in the ninth and second was game-winner in the 11th...hit safely in 11 consecutive games, going 19-for-41 (.463) with four doubles, three home runs and 11 rbi, September 13-25...first Major League home run (off James Baldwin), August 11 vs. Seattle.

**2001:** Began season with Triple-A Charlotte...named best defensive third baseman in the International League by *Baseball America*...was named to the midseason IL All-Star team but did not appear after his recall to the White Sox, September 3...ranked among IL leaders in doubles (tied for third) and extra-base hits (fifth)...made 13 starts at third base for Chicago after recall...did not commit an error in 35 total chances...hit .300 (6-for-20) in seven games following recall...hit just .167 (5-for-30) in 10 games in his first stint with the White Sox from June 8-20...named by *Baseball America* as the fifth best prospect in the White Sox organization.

**2000:** Began season with Double-A Birmingham...named Most Valuable Player of the Southern League, the second time in three seasons he won the league honor (Carolina League in 1998)...led the Southern League in hits, ranked second in rbi, third in average, home runs, extra-base hits (56) and runs scored, tied for third in doubles and fourth in slugging percentage (.490)...it was the second time in three seasons he finished in the top three in each of the league's Triple Crown categories...named First-Team Minor League All-Star, number three prospect and best hitter for average in the Sox organization best batting prospect and best defensive third baseman in the SL by *Baseball America*...named the third baseman on the *Sporting News* All-Star Prospect team...led Double-A third basemen and was 10th among full season players in average...his 163 hits ranked third among Double-A players...named to the SL midseason and postseason All-Star teams and was Double-A All-Star...named SL Player of the Month for August after hitting .321 (36-for-112) with seven home runs and 18 rbi...named SL Player of the Week, August 4-10...recalled by White Sox on September 11...made Major League debut on September 12 vs. Detroit...first Major League hit on September 17 vs. Toronto, singling off Paul Quantrill...first rbi on September 29 vs. Kansas City...played for Phoenix in the Arizona Fall League.

**1999:** Appeared in 74 games at Double-A Birmingham before undergoing season-ending surgery for a broken right toe...named to the Southern League midseason All-Star team...ranked best hitter for average in the White Sox organization and best defensive third baseman in the SL by *Baseball America*.

**1998:** Spent entire season at Single-A Winston-Salem...named Carolina League Most Valuable Player after falling two home runs short of winning the league Triple Crown...led the CL with a .315 batting average and 88 rbi, tied for the lead with 92 runs scored and ranked second in hits and slugging percentage (.514), tied for second in extra-base hits (55), tied for third in home runs, ranked fourth in doubles and fifth in on-base percentage...was only player in CL to hit .300...ranked the number two prospect in both the CL and White Sox organization according to postseason poll by *Baseball America*...considered the best hitter for average by *Baseball America*...named to the CL midseason and postseason All-Star teams...was selected as the organization's Player of the Month in April and July, CL Player of the Month for July and CL Player of the Week on two occasions...compiled hitting streaks of 13 (May 11-25) and 18 games (July 6-26).

**1997:** Spent entire season at Single-A Hickory, appearing in 113 games at third base.

**1996:** Led Sarasota in hits, rbi, runs scored, doubles, home runs, total bases (97) and slugging percentage (.439)...ranked second in the Gulf Coast League in doubles, and fourth in hits and total bases.

**PROFESSIONAL:** Chicago White Sox fifth round pick in the June, 1996 First-Year Player Draft...signed by scouts Doug Laumann and Paul Provas (White Sox).

CREDE'S FIELDING RECORD								
POSITION	PCT	G	PO	A	E	TC	DP	PB
Third Base	.965	875	617	1678	83	2378	188	—
Shortstop	1.000	1	1	3	0	4	2	—
Totals	.965	876	618	1681	83	2382	190	—

# CREDE'S BATTING RECORD

YEAR	CLUB	AVG	G	AB	R	H	2B	3B	HR	RBI	SH	SF	HB	BB	SO	SB	CS	E	OBP
1996	Sarasota	.299	56	221	30	66	17	1	4	32	1	4	2	9	41	1	1	25	.326
1997	Hickory	.271	113	402	45	109	25	0	5	62	0	2	5	24	83	3	1	33	.319
1998	Winston-Salem	.315	137	492	92	155	32	3	20	88	0	11	12	53	98	9	7	30	.387
1999	Birmingham	.251	74	291	37	73	14	1	4	42	0	3	1	22	47	2	6	20	.303
2000	Birmingham	.306	138	533	84	163	35	0	21	94	1	5	15	56	111	3	4	19	.384
	CHICAGO (AL)	.357	7	14	2	5	1	0	0	3	0	1	0	0	3	0	0	1	.333
2001	Charlotte	.276	124	463	67	128	34	1	17	65	1	3	7	46	88	2	1	20	.349
	CHICAGO (AL)	.220	17	50	1	11	1	1	0	7	0	1	1	3	11	1	0	0	.273
2002	Charlotte	.312	95	359	57	112	21	0	24	65	0	7	4	26	48	0	1	15	.359
	CHICAGO (AL)	.285	53	200	28	57	10	0	12	35	0	1	0	8	40	0	2	8	.311
2003	CHICAGO (AL)	.261	151	536	68	140	31	2	19	75	2	4	6	32	75	1	1	14	.308
2004	CHICAGO (AL)	.239	144	490	67	117	25	0	21	69	4	5	10	34	81	1	2	12	.299
2005	CHICAGO (AL)	.252	132	432	54	109	21	0	22	62	2	4	8	25	66	1	1	10	.303
2006	CHICAGO (AL)	.283	150	544	76	154	31	0	30	94	0	7	7	28	58	0	2	10	.323
2007	CHICAGO (AL)	.216	47	167	13	36	5	0	4	22	0	1	0	10	24	0	1	4	.258
2008	Charlotte	.125	5	16	0	2	0	0	0	0	0	0	0	0	3	0	0	1	.125
	CHICAGO (AL)	.248	97	335	41	83	18	1	17	55	0	4	4	30	45	0	3	20	.314
2009	MINNESOTA	.225	90	333	42	75	16	1	15	48	0	3	2	29	56	0	0	4	.289
Minor League Totals		.291	742	2777	412	808	178	6	95	448	3	35	46	236	519	20	21	163	.352
Major League Totals		.254	888	3101	392	787	159	5	140	470	8	31	38	199	459	4	12	83	.304

# CREDE'S DIVISION SERIES RECORD

YEAR	OPPONENT	AVG	G	AB	R	H	2B	3B	HR	RBI	SH	SF	HB	BB	SO	SB	CS	E	OBP
2005	Boston	.111	3	9	2	1	0	0	0	1	1	0	0	1	1	0	0	1	.200

# CREDE'S LEAGUE CHAMPIONSHIP SERIES RECORD

YEAR	OPPONENT	AVG	G	AB	R	H	2B	3B	HR	RBI	SH	SF	HB	BB	SO	SB	CS	E	OBP
2005	Los Angeles (AL)	.368	5	19	2	7	2	0	2	7	0	1	0	0	3	0	1	0	.350

# CREDE'S WORLD SERIES RECORD

YEAR	OPPONENT	AVG	G	AB	R	H	2B	3B	HR	RBI	SH	SF	HB	BB	SO	SB	CS	E	OBP
2005	Houston	.294	4	17	2	5	1	0	2	3	0	0	1	1	2	0	0	0	.368

# CREDE'S ALL-STAR GAME RECORD

YEAR	HOST	AVG	G	AB	R	H	2B	3B	HR	RBI	SH	SF	HB	BB	SO	SB	CS	E	OBP
2008	New York (AL)	.000	1	1	0	0	0	0	0	0	0	0	0	0	0	0	0	0	.000



# MICHAEL CUDDYER

## OUTFIELDER

5

Height: 6-2

Bats: R

Born: 3/27/79 in Norfolk, VA

Resides: Ft. Myers, FL

Acquired: 1st round (9th overall), 1997 First-Year Player Draft

M.L. Service: 5 years, 157 days

Contract Status: Signed thru 2010

Weight: 215

Throws: R



**PERSONAL:** Michael Brent Cuddyer...wife Claudia (Rente)...son Casey Jonathan (6/20/08)...1997 graduate of Great Bridge (VA) High School where he also played basketball and football...named to All-State baseball team during junior and senior seasons...set school records for home runs (12), hits (34), and rbi (47) in his junior season...was Virginia's Player of the Year, Gatorade Player of the Year and selected to *USA Today's* All-Star team in 1997...played for USA Junior National Team in 1996-97...was high school teammate of Boston's 1997 first round draft pick John Curtice...dedicates time and service on the Twins Community Fund Board of Directors...won the 2006 Carl R. Pohlad and Roberto Clemente Awards.

**2009:** Hit his first home run, April 16 vs. Toronto...seven-game hit-streak, going 10-for-22 (.455), April 28-May 5...hit safely in six straight games, May 7-May 13...homered in three of four games from May 18-22, including homers in three consecutive games, May 20-22 with 10 rbi in those three...had back-to-back four-hit games, May 21 at Chicago (AL) and May 22 vs. Milwaukee when he hit for the cycle, becoming the second Twin to accomplish that feat in 2009 (Kubel, April 17 vs. LAA)...Kubel and Cuddyer became the first teammates to hit for the cycle in the same season since Vladimir Guerrero and Brad Wilkerson of the Expos in 2003...batted .312 (34-for-109) with eight home runs, 26 rbi and 23 runs scored in May...recorded four straight two-hit games, June 16-19, hitting two doubles, two triples and a home run in that span...third four-hit game of season, July 20 at Oakland...went 4-for-5 with two home runs, three rbi and three runs scored, August 9 at Detroit...became the first Twin to hit two home runs in one inning, August 23 at Kansas City...fifth career two-homer game (third of the season), September 1 vs. Chicago (AL)...moved from rightfield to first base, September 13 when Justin Morneau went out for the season with a back injury...named American League Player of the Week, batting .292 (7-for-24) with two doubles, five runs scored, 11 rbi, four multi-rbi games and a slugging percentage of .875 in six games, September 14-20...hit 100th career homer, September 14 vs. Cleveland...hit his 30th home run of the season, September 25 at Kansas City...hit his 31st home run of the season, October 3 vs. Kansas City, giving the Twins a 5-4 lead in the eighth inning, moving the Twins into a tie for the American League Central...finished tied for sixth in the American League in extra-base hits (73), ninth in total bases (306), 10th in home runs (32), and 15th in slugging percentage (.520)...was one of 14 players in the Majors this season with over 150 hits, 30 doubles, 30 home runs, 90 runs scored and 90 rbi...he is also one of just six Twins in club history to accumulate those numbers.

**2008:** Hit safely in eight consecutive games, going 11-for-30 (.367), April 4-May 3...disabled with dislocated and lacerated right index finger, April 5-24...recorded two outfield assists, April 25 at Texas...hit safely in six of seven games, going 9-for-26 (.346), May 7-13...was 14-for-37 (.378) in eight games, May 25-June 2...had two outfield assists for the second time, May 30 vs. New York (AL)...disabled with strained tendon in left index finger (retro to June 28), June 30-September 13...began rehab assignment at Triple-A Rochester, August 5...suffered a fracture of the second metatarsal on the left foot during a rehab game at Triple-A Rochester, August 8...reinstated from disabled list, September 13...started as designated hitter September 15 at Cleveland...went 1-for-3 with a double in the tie-breaker game on September 30 at Chicago (AL), one of just two Twins hits.

**2007:** Had seven-game hit-streak, going 11-for-25 (.440), April 4-12...hit safely in 10 consecutive games, going 13-for-42 (.310), April 14-24...homered in consecutive games, May 13-15 and May 25-26...was 13-for-25 (.520) in seven games, May 25-June 1...third career four-hit game (first of season) and third career five-rbi game, May 26 vs. Toronto...finished the month of May with a .430 on-base percentage...tied season-high 10-game hit-streak, going 13-for-40 (.325), June 9-19...was 10-for-21 (.476) in six games, July 6-14...fourth career four-hit game (second of season), July 12 vs. Oakland...fifth career four-hit game (third of season), July 18 vs. Detroit...placed on 15-day disabled list with a sprained right thumb, July 19-August 3...fourth career grand slam, August 22 vs. Seattle...hit game-tying home run in the ninth inning, September 17 vs. Texas...recorded 35 multi-hit games...led American League and tied for Major League lead in outfield assists (19).

**2006:** Had pinch-hit two-run walk-off homer in 10th inning, April 19 vs. Los Angeles (AL)...had 10-game hit-streak, going 18-for-40 (.450), April 27-May 9...reached base safely in 20 consecutive games, April 27-May 20...tied career-high with three doubles, May 9 at Texas...first career five-rbi game, May 20 at Milwaukee...hit .312 (29-for-93) with 19 rbi and nine multi-hit games in May...second career grand slam and tied career-high five rbi, July 2 at Seattle...third career grand slam, June 10 vs. Baltimore...had eight-game hit-streak, going 9-for-21 (.290), June 15-23...hit game-tying, two-out, rbi-triple in the 8th inning off Milwaukee's Derrick Turnbow and later scored the winning run, July 1...hit safely in nine of 10 games, July 29-August 7, including going 3-for-4 with a homer and two doubles August 6 at Kansas City...was 8-for-20 (.400) in five games, August 13-18...second career four-hit game, August 24 at Baltimore...finished August hitting .311 (33-for-106) with six home runs and 24 rbi in 28 games...recorded his 100th rbi of the season September 14 at Cleveland, becoming the 51st player in franchise history to accomplish the feat...scored his 100th and 101st run, September 27 vs. Kansas City, becoming the 18th player in franchise history to record both 100 runs and 100 rbi in the same season...won Charles O. Johnson Award as Most Improved Twin and Carl R. Pohlad Community Service Award.

**2005:** Hit safely in six of seven games, April 5-13...was 9-for-22 (.409) in six games, April 27-May 4...career-high 13-game hit-streak, going 18-for-47 (.383), May 9-24...hit safely in five of six games, going 8-for-23 (.348), June 12-18...disabled with bruised left hand, July 2-July 17...began rehab assignment with Rochester, July 15...hit safely in eight of nine games with an at-bat, going 10-for-29 (.345), July 27-August 7...first career two-homer game, August 3 vs. Oakland...hit safely in five consecutive games, going 5-for-14 (.357), August 5-12...was 8-for-17 (.471) in four games, September 19-22...first career 4-hit game and tied career-high four rbi, September 21 at Oakland...had six-game hit-streak, going

### CUDDYER'S GAME HIGHS

#### 2009

Hits: 4, 4x, last 8/9 at Det.

HR: 2, 3x, last 9/1 vs. CWS.

RBI: 5, 5/22 vs. Mil.

Hit-Streak: 7, 4/28-5/5

Grand Slams: - -



#### CAREER

Hits: 4, 9x, last 8/9/09 at Det.

HR: 2, 5x, last 9/1/09 vs. CWS.

RBI: 5, 4x, last 5/22/09 vs. Mil.

Hit-Streak: 13, 5/9-24/05

Grand Slams: 4, last 8/22/07 vs. Sea.

8-for-23 (.348), September 26-October 1...made 93 starts at third base, 18 in outfield, six at second base and three at first base...was fourth on club in doubles and homers, fifth in hits, tied for fifth in walks and was sixth in games...established career-highs in virtually all offensive categories...had surgery to repair lateral meniscus tear in right knee, October 4.

**2004:** Had seven-game hit-streak, going 8-for-26 (.308), April 8-22...homered in consecutive games, April 26-May 2...hit safely in five of six games, going 8-for-20 (.400), May 17-22...was 11-for-29 (.379) in eight games, May 27-June 4...had game-winning single in 9th inning, June 8 vs. New York (NL)...hit safely in seven of nine games, June 16-July 1...was 7-for-16 (.438) in four games, July 21-26...homered in consecutive games, July 22-25...tied season-high three hits, July 25 at Baltimore...was 7-for-18 (.389) in six games, August 7-13...season-high nine-game hit-streak, going 13-for-32 (.406), September 12-20...homered in consecutive games, September 16-17...established career-highs in virtually every offensive category.

**2003:** Hit safely in six of seven games, going 7-for-23 (.304), April 11-19...had two-run pinch-homer off Billy Koch, April 26 at Chicago (AL)...season-high five-game hit-streak, 6-for-14 (.429), May 1-September 1...optioned May 9...hit safely in five of six games with an at-bat, going 10-for-20 (.500), May 11-18...was 13-for-31 (.419) in nine games, May 19-29...disabled with strained left hamstring, May 30-June 15 and July 7-August 1...had 11-game hit streak, July 4-August 9...had four-hit game, August 20 vs. Scranton/Wilkes-Barre...recalled August 31...had game winning homer, September 24 vs. Cleveland...had game-winning homer in 11th inning, September 26 at Detroit...finished tied for sixth among American League rookies in triples.

**2002:** Began season at Edmonton...season-high four hits, April 9 at Las Vegas...hit safely in 10 of 11 games with an at-bat, going 17-for-49 (.347), April 22-May 19...was 13-for-30 (.433) in eight games, May 21-29...homered in consecutive games, May 27-29, June 18-19 and June 26-27...had season-high nine-game hit-streak, going 12-for-37 (.324), May 30-June 8...homered in four consecutive games and had eight rbi, June 4-8...tied season-high three rbi, June 26 vs. Salt Lake...Twins' Minor League Player of the Month for June, going 36-for-113 (.319) with five doubles, three triples, 12 homers and 34 rbi in 29 games...selected to Triple-A All-Star Game...named to *Baseball America's* Mid-Season Triple-A All-Star team...recalled July 12...first Major League homer off Jamie Walker, July 20 at Detroit...first career grand slam off Dan Wright and tied season-high four rbi, August 1 vs. Chicago (AL)...optioned August 17...hit safely in eight of nine games, August 19-28...recalled August 30...season-high four-game hit-streak, going 6-for-15 (.400), September 22-26...tied season-high three hits, September 28 vs. Chicago (AL)...rated Best Batting Prospect, second Best Prospect in Pacific Coast League and second Best Prospect among all minor league outfielders by *Baseball America*...rated third best prospect in the Twins' organization by *Baseball America* heading into the 2003 season.

**2001:** Began season at Double-A New Britain...hit safely in six of seven games, going 10-for-27 (.370), April 22-27...homered in four consecutive games, April 24-27...had two-homer game, April 27 at Portland...season-high 11-game hit-streak, going 13-for-36 (.361), May 5-15...had two-homer game, June 3 at Erie...had two-homer game, June 12 vs. Norwich...tied season-high five rbi, June 28 vs. Binghamton...Twins' Minor League Player of the Month, June...named Most Valuable Player in Double-A All-Star Game, July 11 at Round Rock...hit safely in 27 of 31 games, July 20-August 19...homered in three consecutive games, August 10-12...season-high four hits, August 19 at Binghamton...Twins' Minor League Player of the Week, going 10-for-20 (.500) with three home runs, August 19-25...batted .356 (53-for-149) with 13 homers vs. lefthanders...led club in home runs, walks and runs scored, second in doubles and rbi, and third in at-bats and hits...was second in league in on-base percentage and extra-base hits, third in home runs and runs, fourth in doubles and slugging percentage, and eighth in batting...contract selected, September 18...made Major League debut and doubled off Chuck Finley for first Major League hit, September 23 vs. Cleveland...selected to Eastern League's postseason All-Star team...rated Best Infield Arm and fourth-best prospect in EL and named to Double-A postseason All-Star team by *Baseball America*...won Sherry Robertson Award as Twins' Minor League Player of the Year...played for Grand Canyon in the Arizona Fall League.

**2000:** Was 9-for-22 (.409), hitting safely in six consecutive games, April 7-13...hit safely in 11 of 13 games May 17-June 1...was 12-for-21 (.571) in six games, May 27-31...season-high three hits, August 3 at Bowie...homered in consecutive games, August 9-10...had two-homer game and season-high four rbi, August 10 at Norwich...tied season-high nine-game hit-streak, August 27-September 4...batted .367 (40-for-109) vs. lefthanders...led club in games and at-bats, tied for lead in doubles and triples, was second in runs, hits and walks, and was third in rbi...was third in league in games and tied for fourth in triples...ranked Twins' second-best prospect and tenth-best prospect in EL by *Baseball America*.

**1999:** Was 19-for-51 (.373) in 14 games, April 16-29...Twins' Minor League Player of the Week, April 17-23...homered in consecutive games, May 17-18...had 32-game errorless-streak, May 31-July 18...season-high four hits, June 11 at Charlotte...season-high five rbi, July 9 at Brevard County...played for Team USA in Futures game, July 11 at Boston...season-high 16-game hit-streak, going 22-for-65 (.338), July 16-August 2...homered in consecutive games, August 19-20...led club in runs, rbi and walks, tied for lead in hits, was second in batting, home runs and stolen bases and was third in games, at-bats and doubles...tied for league lead in walks and was fourth in on-base percentage (.403)...rated third-best prospect in Florida State League and league Best Defensive Third Baseman by *Baseball America*...played for Grand Canyon in the Arizona Fall League.

**1998:** Game-winning rbi-double, April 13 at West Michigan...season-high four hits, April 29 at Lansing...game-winning home run in 12th inning, May 7 vs. Peoria...season-high eight-game hit-streak, going 16-for-33 (.485), May 30-June 6...started in Midwest League All-Star Game, June 23 at Clinton...had five consecutive multi-hit games, July 19-23...homered in consecutive games, July 23-24...fourth four-rbi game of season, September 1 vs. Rockford...led club in games, at-bats, runs, hits, total bases (224), doubles, home runs, rbi and walks...tied for second in league in extra-base hits (56), was fourth in doubles and tied for fifth in total bases...was 8-for-20 (.400) with one homer and two rbi in five post-season games...ranked Twins best prospect and fifth-best prospect in Midwest League by *Baseball America*.

**PROFESSIONAL:** Signed by scout John Wilson.

### CUDDOYER'S PLAYING RECORD

YEAR	CLUB	AVG	G	AB	R	H	2B	3B	HR	RBI	SH	SF	HB	BB	SO	SB	CS	E	OBP
1998	Ft. Wayne	.276	129	497	82	137	37	7	12	81	0	4	10	61	107	16	7	61	.364
1999	Ft. Myers	.298	130	466	87	139	24	4	16	82	2	6	10	76	91	14	4	28	.403
2000	New Britain	.263	138	490	72	129	30	8	6	61	6	2	12	55	93	5	4	34	.351
2001	New Britain	.301	141	509	95	153	36	3	30	87	0	3	6	75	106	5	9	28	.395
	MINNESOTA	.222	8	18	1	4	2	0	0	1	0	0	0	2	6	1	0	1	.300
2002	Edmonton	.309	86	330	70	102	16	9	20	53	0	3	3	36	79	12	7	7	.379
	MINNESOTA	.259	41	112	12	29	7	0	4	13	1	1	1	8	30	2	0	1	.311
2003	MINNESOTA	.245	35	102	14	25	1	3	4	8	0	0	0	12	19	1	1	1	.325
	Rochester	.306	53	186	25	57	17	0	3	34	0	6	1	25	49	5	4	1	.381
	GCL Twins	.800	2	5	1	4	0	0	1	3	0	0	1	1	0	0	1	0	.857
2004	MINNESOTA	.263	115	339	49	89	22	1	12	45	2	1	3	37	74	5	5	10	.339
2005	MINNESOTA	.263	126	422	55	111	25	3	12	42	1	3	3	41	93	3	4	15	.330
	Rochester	.111	3	9	1	1	0	0	0	0	0	0	0	3	1	2	0	0	.333
2006	MINNESOTA	.284	150	557	102	158	41	5	24	109	0	6	10	62	130	6	0	5	.362
2007	MINNESOTA	.276	144	547	87	151	28	5	16	81	0	5	7	64	107	5	0	4	.356
2008	MINNESOTA	.249	71	249	30	62	13	4	3	36	0	0	5	25	40	5	1	2	.330
	Rochester	.300	4	10	3	3	2	0	0	1	0	0	0	3	3	0	0	0	.462
2009	MINNESOTA	.276	153	588	93	162	34	7	32	94	0	2	6	54	118	6	1	6	.342
Minor League Totals		.290	686	2502	436	725	162	31	88	402	8	24	43	335	529	59	36	159	.380
Major League Totals		.270	843	2934	443	791	173	28	107	429	4	18	35	305	617	34	12	45	.344

### CUDDOYER'S FIELDING RECORD

POSITION	PCT	G	PO	A	E	TC	DP	PB
First Base	.988	80	543	33	7	583	57	—
Second Base	.985	61	67	132	3	202	25	—
Third Base	.941	157	96	257	22	375	22	—
Outfield	.987	536	957	44	13	1014	9	—
Totals	.979	834	1663	466	45	2174	113	—

### CUDDOYER'S DIVISION SERIES RECORD

YEAR	OPPONENT	AVG	G	AB	R	H	2B	3B	HR	RBI	SH	SF	HB	BB	SO	SB	CS	E	OBP
2002	Oakland	.385	5	13	1	5	1	0	0	1	0	0	0	3	3	0	0	0	.500
2003	New York (AL)	.250	1	4	0	1	0	0	0	1	0	0	0	0	3	0	0	0	.250
2004	New York (AL)	.467	4	15	1	7	0	0	0	2	0	0	0	0	3	0	2	0	.467
2006	Oakland	.250	3	12	2	3	0	1	1	1	0	0	0	0	2	0	0	1	.250
Division Series Totals		.364	13	44	4	16	1	1	1	5	0	0	0	3	11	0	2	1	.404

### CUDDOYER'S LEAGUE CHAMPIONSHIP SERIES RECORD

YEAR	OPPONENT	AVG	G	AB	R	H	2B	3B	HR	RBI	SH	SF	HB	BB	SO	SB	CS	E	OBP
2002	Anaheim	.200	3	5	0	1	0	0	0	0	0	0	0	1	1	0	0	0	.333



# R.A. DICKEY

## RIGHTHANDED PITCHER

# 39

Height: 6-2      Weight: 216  
Bats: R      Throws: R  
Born: 10/29/74 in Nashville, TN  
Resides: Nashville, TN  
Acquired: Signed as free agent, 12/30/08  
M.L. Service: 3 years, 88 days  
Contract Status: Signed thru 2009



**PERSONAL:** Robert Allen Dickey...wife Anne (Bartholomew)...daughters Mary Gabriel (2/1/02)...and Lila Anne (6/21/03), son Elijah Wilson (8/14/06)...1993 graduate of Montgomery Bell Academy (TN) High School where he was named All-American his senior year...attended the University of Tennessee (Knoxville) where he holds the school record for career wins (38)...went 38-10 with a 3.40 ERA in his career for the Volunteers...member of bronze medal winning U.S. Olympic team in 1996 Summer Games in Atlanta...majored in English while at Tennessee...helped form non-profit organization called Honoring Thy Father, aimed at reaching out to school, athletic and church youth groups as well as missionary work in Latin American countries...active in Fellowship of Christian Athletes.

**2009:** Made the Twins Opening Day roster...made his first start, April 10 at Chicago (AL), getting the win as he allowed three runs on four hits in 5.0 innings...moved to the bullpen upon Scott Baker's return and made 35 appearances...recorded three consecutive scoreless outings (8.2 ip), May 5-18...had three consecutive relief appearances of 4.0-plus innings, May 18-30...did not allow a run in nine straight appearances (12.2 ip), June 3-28...optioned to Triple-A Rochester, August 7...designated for assignment, August 29...allowed seven runs in each of his first two starts with the Red Wings, August 10 and 15...allowed only five earned in his next three starts...tossed a complete-game shutout, allowing two hits with one walk and eight strikeouts, August 26 vs. Lehigh Valley.

**2008:** Started the season at Triple-A Tacoma (Seattle)...went 1-1 in two starts allowing six runs (four earned) on 10 hits in 15.0 innings...recalled by Seattle on April 14 and pitched 1.0 scoreless inning of relief that night vs. Kansas City, marking his first game in the Majors in over two years (April 6, 2006)...made two relief appearances for the Mariners and was sent back to Tacoma...started five games and was recalled to Seattle...tossed 14.0 consecutive scoreless innings from May 23-June...earned his first win of the season on June 9 at Toronto, pitching 2.0 scoreless inning of relief, first win since September 18, 2005 vs. Seattle...tossed 7.0 shutout innings June 24 at New York (NL), picking up his second career hit (single)...worked 7.0 innings in back-to-back starts for the first time in his career July 31 at Texas and August 5 vs. Minnesota...tied an MLB record, throwing four wild pitches in the fifth inning of a game August 17 at Minnesota (fifth MLB pitcher with four)...went 2-0, 2.00 (36.0 ip, 8 er) with a .205 batting-average-against in 18 relief appearances with the Mariners and did not allow a run in 13 of those 18 relief appearances.

**2007:** Spent the entire season with Triple-A Nashville (Brewers)...started his first seven games for the Sound and notched his first win on April 21, tossing 8.0 innings while allowing one run on four hits...moved to the bullpen for eight games and went 3-0...became a full-time starter again on June 17 and went 9-2, 2.51 (104.0 ip, 29 er) over his final 15 starts to end the season...from June 1 to the end of the season, he compiled a record of 10-2 with a 2.52 ERA in 19 games...pitched 8.0-plus innings in four of his last six games...was named the Pacific Coast League Pitcher of the Year, posting a record of 10-6 with a 3.57 ERA as a starter and 3-0, 4.70 (23.0 ip, 12 er) in nine relief appearances...led the PCL and Brewers minor league system with 13 wins...signed to a minor league contract with Minnesota, November 29...selected by Seattle in the Major League phase of the Rule 5 draft (12th pick) on December 6.

**2006:** Started the season with Texas, opening the season as the club's number four starter...was the loser in his only start with the Rangers on April 6 vs. Detroit, allowing eight hits and seven runs in 3.1 innings pitched while tying a modern Major League record by giving up six home runs...optioned to Triple-A Oklahoma on April 7...was designated for release or assignment on April 23 then outrighted to Triple-A Oklahoma on April 26...made 22 appearances (19 starts) for the Red Hawks...went 9-8 with one save and a 4.92 ERA (131.2 ip, 72 er)...threw a complete game, two-hit shutout on August 3 vs. Las Vegas...another complete game on August 24, allowing one run on six hits...tossed 6.0-plus innings in nine of his last 10 starts...made four trips to the disabled list with a sore right shoulder throughout the season...signed with the Milwaukee Brewers as a minor league free agent on January 10.

**2005:** Made the Rangers Opening Day roster for the second straight season and pitched in five games out of the bullpen going 0-1, 8.10 (6.2 ip, 6 er) in five games...was placed on the 15-day disabled list, April 13-May 25 with right triceps inflammation after experiencing pain in his throwing arm on April 12 vs. Los Angeles (AL)...was optioned to Triple-A Oklahoma on May 25 and pitched in 19 games, making 17 starts...went 0-3, then began throwing the knuckleball in July while at Triple-A Oklahoma (Rangers), working on the pitch with former Major League knuckleballer Charlie Hough...went 10-3 in his last 13 starts and 7-1 in his last eight...his 10 wins led Oklahoma's staff and ranked tied for fifth in the Pacific Coast League...earned win in his only PCL playoff start, September 8 vs. Nashville, allowing three runs in 7.0 innings...recalled on September 12 and went 1-1, 6.26 (23.0 ip, 16 er) in four starts...only win at the Major League level on September 18 vs. Seattle.

**2004:** Spent a majority of the season with Texas, including two rehab stints in Double-A Frisco...went 4-1 in his first five decisions, including a 8.2-inning outing on May 2 vs. Boston, allowing one run on four hits...lost four straight decisions from May 13-28...pitched a 6.2-inning one-hitter on June 2 at Cleveland, getting the no-decision while tying a season-high of seven strikeouts...placed on the disabled list from June 25-July 18 with a strained right rhomboid muscle in his back and again on July 30-August 22 with the same injury...set a career-high with 15 starts.

**2003:** Started the season at Triple-A Oklahoma...pitched in two games before being recalled by Texas on April 13...pitched his first 23 games out of the bullpen, going 4-3, 4.73 (40.0 ip, 21 er) with 36 strikeouts and 18 walks...earned his first Major League victory on April 24 vs. Boston, tossing 3.0 innings of relief...was the winner in his next outing April 27 vs. New York (AL), pitching 1.1 inning...first Major League hit on June 7 vs. Montreal in San Juan, Puerto Rico, a single off Claudio Vargas...optioned to Oklahoma on June 19 and pitched in one game and recalled June

### DICKEY'S GAME HIGHS

#### 2009

IP: 5.0, 4/10 at CWS.  
SO: 4, 4/10 at CWS.  
Win-Streak: 1, 4/10

Walks: 4, 2x, last 7/22 at Oak.  
CG: -  
Low-Hit: -



#### CAREER

IP: 9.0, 8/20/03 at Det.  
SO: 7, 3x, last 6/2/04 at Cle.  
Win-Streak: 4, 8/3-8/20/03

Walks: 5, 3x, last 7/5/08 vs. Det.  
CG: 1, 8/20/03 at Det.  
Low-Hit: 6, 8/20/03 at Det.



30...went 4-1 in August to set a club record for wins by a rookie in the month...pitched a six-hit complete game shutout on August 20 at Detroit, marking the first complete game shutout by a Texas rookie since Rick Helling did it on May 6, 1994 vs. Minnesota...finished second on the Texas staff in strikeouts, third in inning pitched, tied for third in wins which matched the second most by an AL rookie...his .529 winning percentage was tops among AL rookies with 100.0-or-more innings pitched...ranked third among AL rookies in strikeouts and fifth in inning pitched.

**2002:** Spent the entire season at Triple-A Oklahoma...earned his first win on June 10 vs. Colorado Springs, pitching 8.0 innings, allowing two runs on six hits...pitched two more 8.0 inning-outings in July, earning the win in the second of those two starts (July 27 vs. New Orleans)...first and only complete game of the season on August 17 vs. Tucson, earning the victory after allowing one run on eight hits...went 7-2 in his final 10 starts and won each of his last four outings...was 4-2, 2.49 (43.1 ip, 12 er) in six August starts...led the club in inning pitched, strikeouts, tied for first in wins and tied for second in starts...lost Game 3 of the Pacific Coast League playoffs vs. Salt Lake City, despite allowing one run in 8.0 innings...pitched for Zulia in the Venezuelan Winter League, going 3-2 with a 3.21 ERA in eight starts.

**2001:** Started the season with Triple-A Oklahoma...tossed 6.0 innings in three straight starts, going 2-0 while allowing eight runs on 18 hits...was recalled by the Rangers on April 19...tossed 1.0 scoreless inning in his Major league debut on April 22 vs. Oakland...then allowed nine runs in 11.0 innings pitched in three games...optioned back to Oklahoma on May 8 for the rest of the season...allowed one run on seven hits in 8.1 innings June 16 at Tacoma...complete game on July 6 at Memphis allowing one run on six hits...8.0-inning complete game August 15 at Fresno...another 8.0-inning complete game August 26 at Nashville...season-high nine strikeout performance in his final start August 31 vs. Memphis...his 3.75 ERA ranked 10th in the Pacific Coast League...led Oklahoma's staff in wins, complete games and innings pitched, was tied for first in starts and was second in strikeouts...pitched 7.0-plus innings in 13 of 24 starts at Triple-A.

**2000:** Spent the entire season with Triple-A Oklahoma...pitched his first career complete game on June 29 vs. Iowa, giving up three runs on seven hits...struck out 11 batters in 7.0 innings on July 30 vs. Calgary...tossed another complete game on August 19 vs. New Orleans, allowing two runs on six hits...went eight innings in his final start, September 1 vs. Memphis...led Oklahoma in innings pitched, was tied for first in starts, tied for second in wins and complete games and was second in strikeouts.

**1999:** Combined to go 7-9, 4.51 (117.2 ip, 59 er) with 10 saves in 41 appearances (13 starts) at Double-A Tulsa and Triple-A Oklahoma...pitched 1.0 scoreless inning in Texas League All-Star game...tossed a season-high of 7.0 innings four times during the season.

**1998:** Led the Florida State League in saves for Single-A Port Charlotte, equaling the FSL record for saves in a season...posted the second most saves in the minors...named to the FSL Postseason All-Star team...finished second for the National Association Rolaids Relief Man Award.

**1997:** Went 1-4, 6.94 (35.0 ip, 27 er) with Single-A Port Charlotte...placed on the disabled list with elbow problems in early May...underwent arthroscopic surgery to remove a bone spur in right elbow on June 16, missing the remainder of the season...pitched in the Hawaiian Fall League, going 3-0, 1.16 (23.1 ip, 3 er).

**PROFESSIONAL:** Texas Rangers' 1st round (18th overall) pick in June, 1996 First-Year Player Draft...signed by scout Mark Giegler (Rangers).

DICKEY'S PITCHING RECORD																			
YEAR	CLUB	W-L	ERA	G	GS	C6	SH	SV	IP	H	R	ER	HR	HB	BB	SO	WP	BK	BAA
1997	Charlotte	1- 4	6.94	8	6	0	0	0	35.0	51	32	27	8	0	12	32	5	3	.340
1998	Charlotte	1- 5	3.30	57	0	0	0	38	60.0	58	31	22	9	0	22	53	3	2	.249
1999	Tulsa	6- 7	4.55	35	11	0	0	10	95.0	105	60	48	13	2	40	59	9	0	.283
	Oklahoma	2- 2	4.37	6	2	0	0	0	22.2	23	12	11	1	1	7	17	2	0	.261
2000	Oklahoma	8- 9	4.49	30	23	2	0	1	158.1	167	83	79	13	7	65	85	5	2	.281
2001	Oklahoma	11-7	3.75	24	24	3	0	0	163.0	164	77	68	14	7	45	120	3	0	.262
	TEXAS	0- 1	6.75	4	0	0	0	0	12.0	13	9	9	3	0	7	4	1	0	.283
2002	Oklahoma	8- 7	4.09	37	19	1	0	0	154.0	176	81	70	8	4	47	109	5	0	.295
2003	Oklahoma	1- 1	1.20	3	2	0	0	0	15.0	14	3	2	1	0	3	4	0	0	.259
	TEXAS	9- 8	5.09	38	13	1	1	1	116.2	135	68	66	16	5	38	94	5	2	.292
2004	TEXAS	6- 7	5.61	25	15	0	0	0	104.1	136	77	65	17	4	33	57	5	1	.311
	Frisco	1- 1	1.98	4	4	0	0	0	13.2	16	5	3	0	0	1	9	0	0	.286
2005	TEXAS	1- 2	6.67	9	4	0	0	0	29.2	29	23	22	4	2	17	15	2	0	.254
	Oklahoma	10-6	5.99	19	17	1	0	0	121.2	152	88	81	12	8	39	81	9	2	.308
2006	TEXAS	0- 1	18.90	1	1	0	0	0	3.1	8	7	7	6	0	1	1	0	0	.471
	Oklahoma	9- 8	4.92	22	19	3	1	1	131.2	134	80	72	17	11	46	61	6	2	.272
2007	Nashville	13-6	3.72	31	22	3	0	0	169.1	159	80	70	18	7	60	119	12	0	.252
2008	Tacoma	2- 5	3.44	7	7	0	0	0	49.2	58	25	19	2	3	8	30	2	0	.297
	SEATTLE	5- 8	5.21	32	14	0	0	0	112.1	124	65	65	15	2	51	58	11	1	.284
2009	MINNESOTA	1- 1	4.62	35	1	0	0	0	64.1	74	34	33	8	4	30	42	4	0	.290
	Rochester	2- 1	5.13	5	5	1	0	0	33.1	39	20	19	1	0	9	18	4	0	.289
Minor League Totals		75-69	4.35	288	161	14	1	50	1222.1	1316	677	591	117	50	404	797	65	11	.279
Major League Totals		22-28	5.43	144	48	1	1	2	442.2	519	283	267	69	17	177	271	28	4	.293

DICKEY'S BATTING RECORD																
BATTING	AVG	G	AB	R	H	2B	3B	HR	RBI	SH	SF	HB	BB	SO	SB	CS
Career	.400	144	5	1	2	0	0	0	0	0	0	0	0	0	0	2
Last Home Run: None.																

DICKEY'S FIELDING RECORD							
POSITION	PCT	G	PO	A	E	TC	PB
Pitcher	.972	144	26	77	3	106	—

# DICKKEY'S DAY-BY-DAYS

Date	Opp.	Score	Dec.	IP	H	R	ER	HR	BB	SO	Left Game or IR/RS
4/10	@CWS.	12-5	W	5.0	4	3	3	1	4	4	Leading 4-3
4/13	Tor.	6-8	ND	1.1	1	0	0	0	0	1	1/0
4/15	Tor.	2-12	ND	2.1	4	1	1	0	1	3	2/1
4/16	Tor.	2-9	ND	0.0	2	1	1	1	1	0	3/3
4/22	@Bos.	1-10	ND	0.1	2	0	0	0	0	0	3/3
4/27	T.B.	1-7	ND	2.0	2	2	2	1	1	1	0/0
<b>APRIL TOTALS</b>			<b>1-0</b>	<b>11.0</b>	<b>15</b>	<b>7</b>	<b>7</b>	<b>3</b>	<b>7</b>	<b>9</b>	<b>5.73 ERA</b>
5/ 2	K.C.	7-10	ND	0.2	1	0	0	0	1	0	3/3
5/ 3	K.C.	5-7	ND	2.0	4	2	2	0	2	1	0/0
5/ 5	@Det.	0-9	ND	2.2	2	0	0	0	0	3	0/0
5/13	Det.	14-10	ND	1.2	2	0	0	0	1	2	0/0
5/18	@NYY.	6-7	ND	4.1	3	0	0	0	1	1	1/0
5/25	Bos.	5-6	ND	4.0	3	1	1	1	0	0	0/0
5/30	@T.B.	2-5	ND	4.0	2	1	1	1	2	3	0/0
<b>MAY TOTALS</b>			<b>0-0</b>	<b>19.1</b>	<b>17</b>	<b>4</b>	<b>4</b>	<b>2</b>	<b>7</b>	<b>10</b>	<b>1.86 ERA</b>
6/ 3	Cle.	1-10	ND	2.0	0	0	0	0	0	3	0/0
6/ 7	@Sea.	2-4	ND	2.1	1	0	0	0	1	3	0/0
6/16	Pit.	8-2	ND	2.0	2	0	0	0	0	3	0/0
6/20	Hou.	5-6	ND	1.0	0	0	0	0	0	1	0/0
6/21	Hou.	1-4	ND	1.0	0	0	0	0	0	0	0/0
6/23	@Mil.	7-3	ND	2.0	1	0	0	0	0	2	0/0
6/25	@Mil.	6-4	ND	1.0	0	0	0	0	0	0	0/0
6/27	@STL	3-5	ND	0.2	0	0	0	0	0	0	2/0
6/28	@STL	6-2	ND	0.2	2	0	0	0	1	0	0/0
6/29	@K.C.	2-4	ND	1.0	2	1	1	0	1	0	0/0
<b>JUNE TOTALS</b>			<b>0-0</b>	<b>13.2</b>	<b>8</b>	<b>1</b>	<b>1</b>	<b>0</b>	<b>3</b>	<b>12</b>	<b>0.66 ERA</b>
7/ 1	@K.C.	5-1	ND	1.2	2	0	0	0	1	2	0/0
7/ 3	Det.	9-11	L	3.0	9	4	4	0	0	0	0/0
7/ 7	NYY.	2-10	ND	3.1	5	1	1	0	1	2	2/2
7/ 9	NYY.	4-6	ND	2.0	1	0	0	0	0	3	0/0
7/11	CWS.	7-8	ND	1.1	0	3	3	0	3	0	2/0
<b>PRE-ASG TOTALS</b>			<b>1-1</b>	<b>55.1</b>	<b>57</b>	<b>20</b>	<b>20</b>	<b>5</b>	<b>22</b>	<b>38</b>	<b>3.25 ERA</b>
7/19	@Tex.	3-5	ND	0.0	1	1	1	1	0	0	1/1
7/22	@Oak.	1-16	ND	4.1	5	4	3	0	4	0	0/0
7/25	@LAA.	5-11	ND	0.1	4	3	3	1	0	0	2/2
7/31	LAA.	5-11	ND	1.0	1	0	0	0	0	2	3/2
<b>JULY TOTALS</b>			<b>0-1</b>	<b>17.0</b>	<b>28</b>	<b>16</b>	<b>15</b>	<b>2</b>	<b>9</b>	<b>9</b>	<b>7.94 ERA</b>
8/ 1	LAA.	6-11	ND	2.1	3	3	3	1	3	1	1/0
8/ 2	LAA.	4-13	ND	1.0	1	0	0	0	0	1	0/0
8/ 5	@Cle.	1-8	ND	0.0	2	3	3	0	1	0	0/0
<b>AUGUST TOTALS</b>			<b>0-0</b>	<b>3.1</b>	<b>6</b>	<b>6</b>	<b>6</b>	<b>1</b>	<b>4</b>	<b>2</b>	<b>16.20 ERA</b>
<b>POST-ASG TOTALS</b>			<b>0-0</b>	<b>9.0</b>	<b>17</b>	<b>14</b>	<b>13</b>	<b>3</b>	<b>8</b>	<b>4</b>	<b>13.00 ERA</b>
<b>SEASON TOTALS</b>			<b>1-1</b>	<b>64.1</b>	<b>74</b>	<b>34</b>	<b>33</b>	<b>8</b>	<b>30</b>	<b>42</b>	<b>4.62 ERA</b>



# BRIAN DUENSING

## LEFTHANDED PITCHER

# 52

**Height:** 5-11      **Weight:** 195  
**Bats:** L      **Throws:** L  
**Born:** 2/22/83 in Marysville, KS  
**Resides:** Omaha, NE  
**Acquired:** 3rd round, June 2005 First-Year Player Draft  
**M.L. Service:** None  
**Contract Status:** Signed thru 2009



**PERSONAL:** Brian Matthew Duensing...wife Lisa (Blunk)...2001 graduate of Millard South High School...attended the University of Nebraska where he was Collegiate Baseball Honorable Mention All-American, Big 12 All-Freshman Team and NCAA Lincoln All-Regional Team in 2002...pitched for Team USA in 2008 Olympic Games in Beijing, China.

**2009:** Started the season on the Twins Opening Day roster for the first time in his career...appeared in one game for the Twins, making his Major League debut, April 10 at Chicago (AL), allowing two runs on two hits in 6.0 innings, including a home run, earning a hold...optioned to Triple-A Rochester, April 14...made 13 starts for the Red Wings...won two straight decisions, April 26-May 8...pitched 7.0 innings in three straight starts, May 18-29...tossed 8.0 innings and allowed one run on six hits, earning the win, June 26 vs. Colorado Springs...recalled by Minnesota, July 7...made first career start, July 29 vs. Chicago (AL), allowing two runs on three hits in 5.0 innings...earned his first Major League win in his second career start, August 22 at Kansas City...second career victory, allowing one run on three hits in 7.0 innings, striking out eight, August 28 vs. Texas...tossed 7.0 shutout innings, September 2 vs. Chicago (AL)...earned the win with 7.0 shutout innings, September 13 vs. Oakland...went 5-0, 1.88 (43.0 ip, 9 er) in seven starts from August 22-September 23...posted an .833 (5-1) winning percentage from August 22 until the end of the season, tying him for fourth-best in the American League during that span...his 2.78 ERA (35.2 ip, 11 er) in September was the seventh-lowest in the A.L. (six starts)...went 0-1, 5.17 (31.1 ip, 18 er) in 15 relief appearances and 5-1, 2.73 (52.2 ip, 16 er) in nine starts.

**2008:** Pitched all season at Triple-A Rochester...lost his first two starts of the year despite posting a 2.31 ERA (11.2 ip, 3 er)...earned his first win April 14 vs. Syracuse allowing three runs in 5.2 innings...posted a 2.75 ERA (36.0 ip, 11 er) over his first six starts...went 1-0 with a 0.90 ERA (20.0 ip, 2 er) in three starts from May 30-June 9...did not allow a run in back-to-back starts June 4 and 9 (15.0 innings)...earned his fifth win of the season with 6.0 scoreless innings, July 4 vs. Buffalo...pitched for the 2008 USA Olympic Team, July 28-August 27...posted a 1-0 record with a 1.17 ERA (7.2 ip, 1 er) and a .125 batting average against in four Olympic appearances...earned the win August 16 vs. Team Canada as he tossed 3.1 scoreless innings of relief in a 5-4 win for Team USA...he struck out three and did not walk a batter...he entered the game trailing 4-3 in the sixth inning with the bases loaded and two outs...he struck out Adam Stern to end the inning...returned to the Red Wings and made his only relief appearance of the season, August 29 (2.0 scoreless innings)...made his final start, September 1 vs. Buffalo tossing 5.1 innings allowing three runs...went 3-2 with a 3.39 ERA over 12 home appearances (11 starts).

**2007:** Began season at Double-A New Britain...allowed three runs or less in first six starts, going 3-0, 2.14 (33.2 ip, 8 er), April 9-May 9...season-high 8.0 innings, May 4 vs. Trenton...promoted to Rochester, May 30...was 4-1, 2.37 (37.0 ip, 9 er) in five starts, May 30-June 27...season-high six-game win-streak, going 6-0, 2.44 (44.1 ip, 12 er) in seven starts, July 7-August 8...named Twins' Minor League Player of the Week, August 3-9...tied season-high nine strikeouts, August 27 vs. Pawtucket...was third in International League in earned run average and tied for third in wins...rated eighth best prospect in the Twins' organization by *Baseball America* heading into the 2008 season.

**2006:** Began season at Single-A Beloit...was 2-0, 1.70 (42.1 ip, 8 er) in six starts, April 18-May 16...tossed 6.0-plus innings in eight consecutive starts, April 18-May 28...pitched season-high 9.0 innings in complete game shutout, May 10 at West Michigan...promoted to Single-A Ft. Myers, June 6...tossed 6.0-plus innings in six consecutive starts, June 9-July 6...promoted to Double-A New Britain, July 14...tied season-high eight strikeouts, July 23 at Erie...was eighth in Twins' organization in overall earned run average (3.49).

**2005:** Spent first professional season at Rookie Level Elizabethton...was 1-0, 1.13 (8.0 ip, 1 er) in three appearances (one start), July 5-15...did not allow a run in two of three appearances (two starts), going 2-0, 2.19 (12.1 ip, 3 er), August 6-11...tossed season-high 7.0 innings, August 11 at Danville...tied season-high nine strikeouts, August 24 at Bristol.

**PROFESSIONAL:** Signed by scout Mark Wilson.

### DUENSING'S GAME HIGHS

#### 2009

**IP:** 7.0, 3x, last 9/13 vs. Oak.  
**SO:** 8, 8/22 vs. Tex.  
**Win-Streak:** 5, 8/22-9/23  
**Walks:** 4, 7/7 vs. NYY.  
**CG:** --  
**Low-Hit:** --



#### CAREER

**IP:** 7.0, 3x, last 9/13/09 vs. Oak.  
**SO:** 8, 8/22/09 vs. Tex.  
**Win-Streak:** 5, 8/22-9/23/09  
**Walks:** 4, 7/7/09 vs. NYY.  
**CG:** --  
**Low-Hit:** --

# DUENSING'S PITCHING RECORD

YEAR	CLUB	W-L	ERA	G	GS	CG	SH	SV	IP	H	R	ER	HR	HB	BB	SO	WP	BK	BAA
2005	Elizabethhton	4- 3	2.32	12	9	0	0	0	50.1	49	19	13	4	0	16	55	6	0	.249
2006	Beloit	2- 3	2.94	11	11	0	0	0	70.1	68	26	23	3	1	14	55	1	0	.257
	Ft. Myers	2- 5	4.24	7	7	0	0	0	40.1	47	25	19	4	0	8	33	1	0	.296
	New Britain	1- 2	3.65	10	9	0	0	0	49.1	51	29	20	6	1	18	30	0	0	.277
2007	New Britain	4- 1	2.66	9	9	0	0	0	50.2	47	19	15	2	1	7	38	0	0	.240
	Rochester	11- 5	3.24	19	19	3	1	0	116.2	115	54	42	13	5	30	86	1	0	.261
2008	Rochester	5- 11	4.28	25	24	0	0	0	138.2	150	75	66	16	5	34	77	4	0	.278
2009	MINNESOTA	5- 2	3.64	24	9	0	0	0	84.0	84	37	34	7	3	31	53	1	0	.263
	Rochester	4- 6	4.66	13	13	0	0	0	75.1	87	40	39	2	2	19	44	2	0	.298
<b>Minor League Totals</b>		<b>29-20</b>	<b>3.61</b>	<b>106</b>	<b>101</b>	<b>3</b>	<b>1</b>	<b>0</b>	<b>591.2</b>	<b>614</b>	<b>287</b>	<b>237</b>	<b>50</b>	<b>15</b>	<b>146</b>	<b>418</b>	<b>15</b>	<b>0</b>	<b>.270</b>
<b>Major League Totals</b>		<b>5- 2</b>	<b>3.64</b>	<b>24</b>	<b>9</b>	<b>0</b>	<b>0</b>	<b>0</b>	<b>84.0</b>	<b>84</b>	<b>37</b>	<b>34</b>	<b>7</b>	<b>3</b>	<b>31</b>	<b>53</b>	<b>1</b>	<b>0</b>	<b>.263</b>

# DUENSING'S DAY-BY-DAYS

Date	Opp.	Score	Dec.	IP	H	R	ER	HR	BB	SO	Left Game or IR/IRS
4/10	@CWS.	12-5	ND	3.0	2	2	2	1	0	1	0/0
<b>APRIL TOTALS</b>		<b>0-0</b>	<b>3.0</b>	<b>2</b>	<b>2</b>	<b>2</b>	<b>2</b>	<b>1</b>	<b>0</b>	<b>1</b>	<b>6.00 ERA</b>
7/ 3	Det.	9-11	ND	3.2	1	1	1	1	1	2	0/0
7/ 7	NY.	2-10	ND	2.2	2	4	4	0	4	1	3/2
7/11	CWS.	7-8	ND	2.1	5	0	0	0	0	0	3/3
<b>PRE-ASG TOTALS</b>		<b>0-0</b>	<b>11.2</b>	<b>10</b>	<b>7</b>	<b>7</b>	<b>2</b>	<b>5</b>	<b>4</b>		<b>5.40 ERA</b>
7/19	@Tex.	3-5	L	1.1	1	1	1	0	0	2	0/0
7/20	@Oak.	13-14	ND	1.1	4	3	3	0	2	0	0/0
7/22	@Oak.	1-16	ND	1.2	1	0	0	0	1	1	2/1
7/24	@LAA.	3-6	ND	1.0	1	0	0	0	0	1	0/0
7/25	@LAA.	5-11	ND	1.0	1	0	0	0	1	1	0/0
7/29	CWS.	3-2	ND	5.0	3	2	2	2	1	2	Tied 2-2
<b>JULY TOTALS</b>		<b>0-1</b>	<b>20.0</b>	<b>19</b>	<b>11</b>	<b>11</b>	<b>3</b>	<b>10</b>	<b>10</b>		<b>4.95 ERA</b>
8/ 2	LAA.	4-13	ND	3.0	0	2	2	0	3	2	0/0
8/ 7	@Det.	8-10	ND	4.2	4	2	0	0	0	5	1/1
8/11	K.C.	6-14	ND	1.2	5	3	3	1	3	2	1/0
8/15	Cle.	3-7	ND	2.0	5	2	2	0	0	2	2/1
8/17	@Tex.	5-8	ND	1.0	1	0	0	0	1	0	0/0
8/22	@K.C.	8-7	W	5.0	6	2	2	0	1	3	Leading 6-2
8/28	Tex.	3-2	W	7.0	3	1	1	0	1	8	Leading 3-1
<b>AUGUST TOTALS</b>		<b>2-0</b>	<b>24.1</b>	<b>24</b>	<b>12</b>	<b>10</b>	<b>1</b>	<b>9</b>	<b>22</b>		<b>3.70 ERA</b>
9/ 2	CWS.	2-4	ND	7.0	5	0	0	0	2	7	Leading 2-0
9/ 8	@Tor.	3-6	ND	5.0	6	3	3	0	2	2	Leading 3-0
9/13	Oak.	8-0	W	7.0	8	0	0	0	3	6	Leading 8-0
9/18	Det.	3-0	W	6.1	4	0	0	0	1	1	Leading 3-0
9/23	@CWS.	8-6	W	5.2	9	4	3	1	1	1	Leading 5-4
9/29	@Det.	5-6	L	4.2	7	5	5	1	3	3	Trailing 3-0
10/4	K.C.	13-4	ND	1.0	0	0	0	0	0	0	0/0
<b>SEPT./OCT. TOTALS</b>		<b>3-1</b>	<b>36.2</b>	<b>39</b>	<b>12</b>	<b>11</b>	<b>2</b>	<b>12</b>	<b>20</b>		<b>2.70 ERA</b>
<b>POST-ASG TOTALS</b>		<b>5-2</b>	<b>72.1</b>	<b>74</b>	<b>30</b>	<b>27</b>	<b>5</b>	<b>26</b>	<b>49</b>		<b>3.36 ERA</b>
<b>SEASON TOTALS</b>		<b>5-2</b>	<b>84.0</b>	<b>84</b>	<b>37</b>	<b>34</b>	<b>7</b>	<b>31</b>	<b>53</b>		<b>3.64 ERA</b>



# ARMANDO GABINO

## RIGHTHANDED PITCHER

83

Height: 6-3  
Bats: R  
Born: 8/31/83 in Santiago, DR  
Resides: Santiago, DR  
Acquired: Minor League Rule 5 Draft, 12/13/04  
M.L. Service: None  
Contract Status: Signed thru 2009



**PERSONAL:** Armando Leisdeker Gabino.

**2009:** Began the season at Triple-A Rochester...earned the win in his first appearance, tossing 3.0 shutout innings, April 10 at Syracuse...went 1-0, 0.63 (14.1 ip, 1 er) in 10 games in April...earned first save of the season (3.0 ip), June 17 at Columbus...made 31 relief appearances for the Red Wings, posting a record of 3-3, 3.10 (62.0 ip, 21 er) with one save...started five games for the Red Wings, going 2-0, 2.16 (25.0 ip, 6 er)...recalled by Minnesota, August 24...made his Major League debut and first career start, August 25 vs. Baltimore...optioned to Triple-A Rochester, August 28...recalled on September 6.

**2008:** Spent the entire year at Double-A New Britain pitching out of the bullpen...did not allow a run in 11 straight appearances from April 13-May 7 (17.1 innings)...during the stretch he struck out 13 batters while walking just one, including striking out four in 3.1 innings April 21, his first win of the season...posted a 1.29 ERA (14.0 ip, 2 er) in April...tossed 14.2 consecutive scoreless innings, May 26-June 25...struck out a season-high, four batters four times, including a 3.1-inning outing while earning his fifth win of the season, July 22 vs. Reading...finished the season with 7.0 scoreless innings over his last four appearances, August 23-September 1...held lefthanded batters to a .219 (40-for-183) average and posted a .170 batting-average-against with runners in scoring position...pitched out of the bullpen for Aguilas Cibaenas of the Dominican Winter League.

**2007:** Began season at Single-A Beloit...allowed just one earned run with 11 strikeouts and three walks in his first seven appearances (12.2 innings)...promoted to Single-A Ft. Myers, and made his first appearance May 21...did not allow a run in his first nine appearances (10.1 innings)...tossed 3.0 scoreless innings with four strikeouts, June 28...posted a 1.84 ERA over 11 appearances in June...promoted to Double-A New Britain, August 10...made his first appearance August 14 and tossed 1.2 scoreless innings with two strikeouts...did not allow a run in his 10 appearances with the Rock Cats...posted a combined 1.80 ERA (75.0 ip, 15 er) in his three minor league stops in 2007...pitched in the Dominican Winter League for Aguilas Cibaenas.

**2006:** Began season at Rookie Level Elizabethton...did not allow a run in his last four appearances (6.1 innings), July 3-10...promoted to Single-A Beloit, July 13...earned his first professional save, August 5 after tossing 3.0 innings...tossed a season-high 4.0 shutout innings, August 27.

**2005:** Made his debut in the Twins organization with Rookie Level Elizabethton on June 22 and pitched 2.0 innings of relief...earned his first win June 25 with 2.0 scoreless innings of relief...appeared in 17 games and made three starts.

**2004:** Pitched in five games for Burlington of the Rookie Appalachian League...selected by Minnesota in the Minor League Phase of the Rule 5 Draft, December 13 from the Cleveland organization.

**2003:** Converted from third baseman to pitcher...made eight starts for the Dominican Summer League Indians.

**PROFESSIONAL:** Signed by Cleveland as non-drafted free agent, April 19, 2001...signed by scout Winston Llenas.

### GABINO'S FIELDING RECORD

POSITION	PCT	G	PO	A	E	TC	DP	PB
Pitcher	.000	2	0	0	1	1	0	—

### GABINO'S GAME HIGHS

2009				CAREER		
IP: 2.2, 8/25 vs. Bal.	Walks: 3, 8/25 vs. Bal.			IP: 2.2, 8/25/09 vs. Bal.	Walks: 3, 8/25/09 vs. Bal.	
SO: 1, 2x, last 9/11 vs. Oak.	CG: --			SO: 1, 2x, last 9/11/09 vs. Oak.	CG: --	
Win-Streak: --	Low-Hit: --			Win-Streak: --	Low-Hit: --	

GABINO'S PITCHING RECORD																			
YEAR	CLUB	W-L	ERA	G	GS	CG	SH	SV	IP	H	R	ER	HR	HB	BB	SO	WP	BK	BAA
2003	DSL Indians	1- 2	4.24	14	8	0	0	1	46.2	51	30	22	0	7	25	29	4	2	.274
2004	Burlington	0- 1	4.26	5	4	0	0	0	19.0	20	13	9	1	3	5	12	0	0	.270
2005	Elizabethhton	1- 2	8.10	17	3	0	0	0	30.0	45	28	27	7	6	12	23	7	0	.338
2006	Elizabethhton	1- 0	0.87	5	1	0	0	0	10.1	5	1	1	0	1	2	8	0	0	.139
	Beloit	2- 3	4.15	16	0	0	0	1	30.1	29	15	14	4	2	5	20	2	0	.261
2007	Beloit	1- 0	0.82	12	0	0	0	0	22.0	18	2	2	1	1	4	16	0	0	.228
	Ft. Myers	2- 2	3.16	26	0	0	0	4	37.0	27	17	13	1	0	15	25	1	0	.201
	New Britain	2- 0	0.00	10	0	0	0	4	16.0	12	4	0	0	0	8	14	1	0	.207
2008	New Britain	6- 5	3.10	49	0	0	0	3	81.1	84	28	28	6	6	31	61	3	1	.272
2009	Rochester	6- 4	2.94	38	7	1	0	1	98.0	80	34	32	7	5	24	64	3	0	.227
	MINNESOTA	0- 0	17.18	2	1	0	0	0	3.2	9	7	7	1	0	5	2	0	0	.450
Minor League Totals		22-19	3.57	192	23	1	0	14	390.2	371	172	148	27	31	131	272	21	3	.252
Major League Totals		0- 0	17.18	2	1	0	0	0	3.2	9	7	7	1	0	5	2	0	0	.450

GABINO'S DAY-BY-DAYS												Left Game or IR/IRS	
Date	Opp.	Score	Dec.	IP	H	R	ER	HR	BB	SO		Left Game or IR/IRS	
8/25	Bal.	7-6	ND	2.2	5	4	4	0	3	1		Trailing 3-2	
AUGUST TOTALS				0-0	2.2	5	4	0	3	1		13.50 ERA	
9/11	Oak.	5-12	ND	1.0	4	3	3	1	2	1		0/0	
SEPT./OCT. TOTALS				0-0	1.0	4	3	1	2	1		27.00 ERA	
POST-ASG TOTALS				0-0	3.2	9	7	1	5	2		17.18 ERA	
SEASON TOTALS				0-0	3.2	9	7	1	5	2		17.18 ERA	



# CARLOS GOMEZ

## OUTFIELDER

# 22

Height: 6-4      Weight: 215  
 Bats: R      Throws: R  
 Born: 12/4/85 in Santiago, DR  
 Resides: Santiago, DR  
 Acquired: Trade with New York (NL), 2/2/08  
 M.L. Service: 1 year, 141 days  
 Contract Status: Signed thru 2009



**PERSONAL:** Carlos Argelis Pena Gomez...wife Gerandy...son Yendel...graduated from Ana FA Jimenez High School in Santiago, DR.

**2009:** Recorded two stolen bases, April 11 at Chicago (AL)...first three-hit game, April 19 vs. Los Angeles (AL)...had back-to-back two-hit games, May 17 and 18 at New York (AL)...hit his first home run of the season, June 14 at Chicago (NL)...second three-hit game, June 23 at Milwaukee, scoring two runs and driving in two...third three-hit game of season, July 12 vs. Chicago (AL), including his second home run, three runs scored and a career-high of five rbi...went 3-for-4, August 4 at Cleveland, with a home run and four rbi...scored the game-winning run in the bottom of the 12th inning, in the American League tiebreaker game, October 6 vs. Detroit, after singling to start the inning...played in 137 games for the Twins, while the team went 83-54 in those games.

**2008:** Hit safely in nine of the first 10 games to start the season, going 14-for-43 (.326), March 31-April 11...hit first career leadoff home run, April 24 at Oakland...had first career four-hit game, second career leadoff home run and became the first Twin to hit for the cycle since Kirby Puckett (August 1, 1988), May 7 at Chicago (AL)...second career four-hit game, May 22 vs. Texas...had third career four-hit game, May 29 at Kansas City...had career-high 12-game hit-streak, going 14-for-54 (.259), May 31-June 11...was 8-for-17 (.471) in four games, June 30-July 2...went 3-for-3 with two runs scored, July 29 vs. Chicago (AL)...had three straight two-hit games, August 21-23 at Los Angeles (AL)...named American League Co-Player of the Week for the week of September 8-14, batting .333 (7-for-21) with two doubles, a triple and 10 rbi, driving in at least one run in each of his games during the week...he compiled a .524 slugging percentage along with a .360 on-base percentage...it marked Gomez' first career weekly award...stole his 30th base September 10 vs. Kansas City, becoming just the seventh different Twins player to record 30-or-more steals in a season...tied his career-high with four hits on September 25 vs. Chicago (AL), with two triples and a double...set the Twins single season record for bunt base hits with 30...led the Majors in bunt singles (30) and trailed only Ichiro Suzuki (52) in infield hits (50)...Gomez was just one of 12 players in the Majors to record 30 steals and have at least 30 extra-base hits.

**2007:** Began season at Triple-A New Orleans...hit safely in his first 14 games going 20-for-51 (.392)...was leading the Pacific Coast League with 17 stolen bases when he was recalled May 13...made his Major League debut May 13 vs. Milwaukee and went 2-for-4 doubling off Chris Capuano for his first Major League hit...hit his first home run, a three-run shot, June 10 at Detroit (Jason Grilli)...the three rbi were a season-high...went 3-for-4 with a stolen base, June 24 vs. Oakland...placed on 15-day disabled list with fracture of the left hook of the hamate bone in his left hand, July 5...transferred to 60-day disabled list, August 18...began rehab assignment at Single-A St. Lucie, August 27...transfer of rehab assignment to New Orleans, September 5...returned from rehab assignment and reinstated from 60-day disabled list, September 7...appeared in 16 games after the injury and went 2-for-17...was ranked as the Mets' third best prospect by *Baseball America* heading into the 2008 season.

**2006:** Spent entire season at Double-A Binghamton...hit just .211 (34-for-161) over the first two months of the season before being placed on the disabled list with muscle strain in back, May 31-June 15...hit .406 (41-for-101) over 27 games in July...recorded 14 stolen bases in August while recording 18 rbi...was second in Eastern League in stolen bases and fourth in triples...finished the year hitting .421 (40-for-95) with runners in scoring position...was Co-Winner of the Sterling Award (with Michael Abreu), given to the Most Valuable Player at Birmingham...was ranked as the Mets' third best prospect by *Baseball America* heading into the 2007 season.

**2005:** Spent season with Single-A Hagerstown...named to the South Atlantic League All-Star team...led the league in steals and ranked second among all minor league players...had 35 multi-hit games including a season-high four hits, August 21...was winner of the Sterling Award, given to the Most Valuable Player at Single-A Hagerstown...ranked as Mets' sixth best prospect by *Baseball America* heading into the 2006 season.

**2004:** Began season at Rookie Level Kingsport playing in 38 games, 36 in right field...transferred to GCL Mets, August 9...played in 19 games and recorded six multi-hit games.

**2003:** Played 58 games for in the Dominican Summer League at the age of 17.

**PROFESSIONAL:** Signed by New York (NL) as non-drafted free agent, July 27, 2002...signed by scout Eddy Toledo.

### GOMEZ' GAME HIGHS

#### 2009

Hits: 3, 4x, last 8/4 at Cle.      HR: 1, 3x, last 8/4 at Cle.  
 RBI: 5, 7/12 vs. CWS.      Hit-Streak: 6, 8/18-23  
 Grand Slams: - -



#### CAREER

Hits: 4, 4x, last 9/25/08 vs. CWS.      HR: 1, 12x, last 8/4/09 at Cle.  
 RBI: 5, 7/12/09 vs. CWS.      Hit-Streak: 12, 5/31-6/11/08  
 Grand Slams: - -



GOMEZ' PLAYING RECORD																			
YEAR	CLUB	AVG	G	AB	R	H	2B	3B	HR	RBI	SH	SF	HB	BB	SO	SB	CS	E	OBP
2003	DSL Mets	.240	58	208	26	50	7	0	1	10	0	2	6	7	37	13	8	0	.283
2004	Kingsport	.287	38	150	24	43	10	4	1	20	1	1	6	5	29	8	1	1	.333
	GCL Mets	.268	19	71	10	19	7	0	0	11	0	1	2	2	9	9	1	0	.303
2005	Hagerstown	.275	120	487	75	134	13	6	8	48	10	1	9	32	88	64	24	10	.331
2006	Binghamton	.281	120	430	53	121	24	8	7	48	6	3	20	27	97	41	9	7	.350
2007	New Orleans	.286	36	140	24	40	8	2	2	13	0	0	2	15	23	17	4	2	.363
	St. Lucie	.154	5	13	1	2	0	0	0	0	0	0	1	1	4	2	0	0	.267
	NEW YORK (NL)	.232	58	125	14	29	3	0	2	12	0	3	3	8	27	12	3	3	.288
2008	MINNESOTA	.258	153	577	79	149	24	7	7	59	3	2	7	25	142	33	11	8	.296
2009	MINNESOTA	.229	137	315	51	72	15	5	3	28	7	1	4	22	72	14	7	1	.287
Minor League Totals		.273	396	1499	213	409	69	20	19	150	17	8	46	89	287	154	47	20	.331
American League Totals		.248	290	892	130	221	39	12	10	87	10	3	11	47	214	47	18	9	.293
National League Totals		.232	58	125	14	29	3	0	2	12	0	3	3	8	27	12	3	3	.288
Major League Totals		.246	348	1017	144	250	42	12	12	99	10	6	14	55	241	59	21	12	.292

GOMEZ' FIELDING RECORD								
POSITION	PCT	G	PO	A	E	TC	DP	PB
Outfield	.986	335	818	15	12	845	5	—



# MATT GUERRIER

## RIGHTHANDED PITCHER

# 54

Height: 6-3

Bats: R

Born: 8/2/78 in Cleveland, OH

Resides: Birmingham, AL

Acquired: Claimed off waivers from Pittsburgh, 11/20/03

M.L. Service: 4 years, 56 days

Contract Status: Signed thru 2009

Weight: 195

Throws: R



**PERSONAL:** Matthew Olson Guerrier...wife Dejie (Thompson)...daughter Ava (7/31/08)...1996 graduate of Shaker Heights (OH) High School...attended Kent State University...led team in strikeouts (103) and innings pitched (88.2 ip) in 1999...enjoys playing the guitar in his spare time.

**2009:** Did not allow a run in his first three appearances (3.2 ip) from April 6-11...earned his first win, April 17 vs. Los Angeles (AL)...did not allow a run in seven straight appearances (9.0 ip), April 22-May 7...did not walk a batter in seven consecutive appearances (5.2 ip), May 4-14...did not allow a run in 14 straight appearances (10.1 ip), collecting two wins, May 26-June 23...had seven consecutive scoreless appearances, June 26-July 10 (6.0 ip)...finished June with a record of 2-0, 0.87 (10.1 ip, 1 er) in 14 appearances...finished the first-half with a record of 4-0, 2.41 (41.0 ip, 11 er) in 44 games (T-1st in American League)...went 4-0, 0.33 (27.1 ip, 1 er) in 30 games from May 25-July 29...did not allow a run in 14 consecutive appearances (10.1 ip), May 25-June 23 and again from June 28-July 29 (15.2 ip)...earned fourth career save and first of the season, August 22 at Kansas City...appeared in 78 games, the most among any American League pitcher...his 2.36 ERA was the seventh-lowest in the American League (minimum of 60.0 ip).

**2008:** Tied season-high 3.2 innings and season-high three strikeouts, April 17 vs. Tampa Bay...career-high three-game win-streak, April 20-June 2...did not allow a run in six appearances (7.2 ip), April 25-May 9...tossed 2.0 innings of scoreless relief in earning fifth career win (first of season), May 4 vs. Detroit...did not allow a run in 11 of 12 appearances, going 1-0, 0.71 (12.2 ip, 1 er) with one save, May 15-June 7...was 1-0, 0.00 (7.2 ip) with one save in eight appearances, May 23-June 7...recorded third career save, May 27 at Kansas City...sixth career win (second of season) with 1.2 innings of scoreless relief, June 2 vs. New York (AL)...did not allow a run in 11 of 12 appearances, going 1-1, 1.54 (11.2 ip, 2 er), June 10-July 6...tossed 2.0 scoreless innings and earned his fifth win of the season, July 10 at Detroit...earned his sixth win, July 27 at Cleveland...did not allow a run in five straight appearances from August 21-30, allowing just one hit during the span (5.1 innings)...stranded 29 of 37 inherited runners and first-batters-faced in relief were 15-for-69 (.217)...his 76 appearances tied him for the most in the American League with Francisco Rodriguez (LAA).

**2007:** Did not allow a run in first six appearances (9.1 ip), April 4-18...was 1-0, 0.00 (10.1 ip) in six appearances, May 13-25...recorded second career win with 1.2 innings of scoreless relief, May 25 vs. Toronto...tied season-high 2.1 innings, May 30 vs. Chicago (AL)...had 14.0 inning scoreless streak, covering 10 appearances, May 30-June 24...did not allow a run in 10 appearances (11.2 ip), June 27-July 19...second career save, August 23 at Baltimore...did not allow a run in eight appearances (6.2 ip), September 9-23...tied season-high three strikeouts, September 17 vs. Texas...had .220 batting-average-against with lefthanders batting .264 (37-for-140) with six homers and righthanders batting .187 (34-for-182) with three homers...stranded 31 of 45 (69%) inherited runners and first-batters-faced in relief were 16-for-69 (.232) with 14 strikeouts...pitched 2.0-or-more innings 14 times...set career-highs in games, innings, strikeouts and wins...tied for seventh in American League in games.

**2006:** Did not allow an earned run in eight appearances, going 0-0, 0.00 (16.2 ip), April 28-May 20...season-high 3.2 innings, May 14 vs. Chicago (AL)...disabled with fracture in right thumb, June 9...began rehab assignment at Double-A New Britain, July 20-July 31...reinstated from disabled list, August 1...did not allow a run in six appearances, going 0-0, 0.00 (8.0 ip), August 10-25...pitched 4.0 innings and struck out two out of the bullpen September 7 vs. Detroit...made his first and only start September 12 vs. Oakland...allowed three runs on four hits in 4.0 innings...recorded his first career save September 17 at Cleveland as he pitched 3.0 scoreless innings...first Major League win, after 88 career appearances without a victory, September 23 at Baltimore...tossed a season-high 4.1 innings, September 30 vs. Chicago (AL)...posted a 3.03 ERA over 19 appearances on the road...stranded eight of 17 (47%) inherited runners and first-batters-faced in relief were 9-for-35 (.257).

**2005:** Did not allow a run in five of seven appearances, going 0-0, 2.84 (12.2 ip, 4 er), April 8-May 9...career-high five strikeouts, April 21 vs. Kansas City...did now allow a run in four appearances (6.0 ip), May 21-June 16...did not allow a run in 11 appearances (18.1 ip), July 19-August 16...career-high 5.0 innings, September 24 at Chicago...had .259 batting-average-against with lefthanders batting .279 (29-for-104) with one homer and righthanders batting .247 (42-for-170) with five homers...stranded 15 of 20 (75%) inherited runners and first-batters-faced in relief were 10-for-40 (.250).

**2004:** Began season at Triple-A Rochester...was 1-0, 1.59 (17.0 ip, 3 er) in three starts, April 8-19...pitched 6.0-plus innings in 11 consecutive starts, April 14-June 6...Twins' Minor League Pitcher of the Month for April, going 1-1, 1.96 (23.0 ip, 5 er) with 18 strikeouts in four starts...recalled June 15...made Major League debut, June 17 at Montreal...made first career relief appearance, June 22 at Boston...tied career-high 4.0 innings, June 26 vs. Milwaukee...optioned June 29...was 1-0, 1.37 (26.1 ip, 4 er) in four starts, July 22-August 7...recalled August 10...optioned August 17...recalled September 1...career-high four strikeouts, September 5 vs. Kansas City.

**2003:** Disabled with tendinitis in right shoulder, April 3-24...was 3-0, 1.59 (22.2 ip, 4 er) in three starts, June 13-23...season-high 8.0 innings, June 23 at Colorado Springs...tied season-high nine strikeouts, July 10 vs. Tucson...disabled with tendinitis in right shoulder, July 18-August 11...claimed off waivers from Pittsburgh, November 20.

**2002:** Acquired by Pittsburgh from Chicago (AL) in exchange for pitcher Damaso Marte and infielder Edwin Yan, March 27...pitched 6.0-plus innings in six consecutive starts, going 2-3, 2.70 (40.0 ip, 12 er), April 29-May 25...tossed three-hit shutout, May 25 at Colorado Springs...season-

### GUERRIER'S GAME HIGHS

#### 2009

IP: 2.0, 8x, last 7/31 vs. LAA.

Walks: 2, 2x, last 8/26 vs. Bal.

SO: 3, 2x, last 8/5 at Cle.

CG: --

Win-Streak: 5, 4/17-7/21

Low-Hit: --



#### CAREER

IP: 5.0, 9/24/05 at CWS

Walks: 3, 3x, 5/22/08 vs. Tex.

SO: 5, 4/21/05 vs. K.C.

CG: --

Win-Streak: 5, 4/17-7/21/09

Low-Hit: --

high 8.0 innings and nine strikeouts, July 19 vs. Calgary...disabled with right biceps tendinitis, July 30-August 10...was 2-1, 2.25 (32.0 ip, 8 er) in five starts, July 29-August 30...pitched 6.0-plus innings in 18 of 26 starts...was second on club and fifth in organization in strikeouts.

**2001:** Began season at Double-A Birmingham...season-high 10 strikeouts, April 20 vs. Orlando...pitched four-hit shutout, June 15 vs. Mobile...played in Southern League All-Star Game, June 20 at Tennessee...promoted to Triple-A Charlotte, July 5...was 3-0, 3.18 (34.0 ip, 12 er) in five starts, July 6-27...season-high six strikeouts, August 2 at Durham...season-high four-game win-streak, going 4-0, 3.58 (27.2 ip, 11 er) in four starts, August 12-28...season-high 9.0 innings, August 23 vs. Richmond...International League Pitcher of the Week, August 20-26...pitched 6.0-plus innings in 22 of 27 starts...pitched 7.0-plus innings in 15 starts...led all minor leaguers in wins...led organization in wins and winning percentage (.818) and tied for lead in innings pitched...named second-team Minor League All-Star by *Baseball America*...ranked White Sox fourth best prospect and 14th best prospect and Best Breaking Pitch in SL by *Baseball America*...pitched for Mesa in the Arizona Fall League.

**2000:** Began season at Single-A Winston-Salem...did not allow an earned run in nine appearances, going 0-1, 0.00 (10.1 ip) with six saves, April 9-May 4...did not allow an earned run in 15 of 16 appearances, going 0-1, 0.49 (18.1 ip, 1 er) with 12 saves, May 20-June 28...promoted to Double-A Birmingham. June 30...did not allow an earned run in 14 of 15 appearances, going 2-0, 0.60 (15.2 ip, 1 er) with four saves, July 23-September 3...tied season-high 2.0 innings, August 8 at Greenville...tied season-high three strikeouts, August 13 vs. West Tennessee...tied for second in Carolina League in saves...led organization in saves and games finished (47) and was third in appearances.

**1999:** Began season at Rookie Level Bristol...season-high five-game win-streak, June 18-August 20...did not allow a run in 10 appearances, going 2-0, 0.00 (12.2 ip, 0 er) with five saves, June 18-July 21...promoted to Single-A Winston-Salem, August 30...was eighth among short-season leaders in strikeouts per-9.0-innings (12.97)...was fourth in organization in saves and sixth in games finished (23).

**PROFESSIONAL:** Chicago White Sox' 10th round pick in the 1999 First-Year Player Draft...signed by scout Larry Grefer.

GUERRIER'S PITCHING RECORD																			
YEAR	CLUB	W-L	ERA	G	GS	CG	SH	SV	IP	H	R	ER	HR	HB	BB	SO	WP	BK	BAA
1999	Bristol	5- 0	1.05	21	0	0	0	10	25.2	18	9	3	1	1	14	37	1	1	.196
	Winston-Salem	0- 0	5.40	4	0	0	0	2	3.1	3	2	2	0	1	0	5	2	0	.214
2000	Winston-Salem	0- 3	1.30	30	0	0	0	19	34.2	25	13	5	0	3	12	35	2	0	.194
	Birmingham	3- 1	2.70	23	0	0	0	7	23.1	17	9	7	1	1	12	19	3	0	.207
2001	Birmingham	11- 3	3.10	15	15	1	1	0	98.2	85	42	34	8	5	32	75	5	0	.237
	Charlotte	7- 1	3.54	12	12	3	0	0	81.1	75	33	32	7	4	18	43	2	0	.250
2002	Nashville	7-12	4.59	27	26	2	1	0	157.0	154	88	80	20	10	47	130	7	0	.253
2003	Nashville	4- 6	4.53	20	19	0	0	0	105.1	108	56	53	15	4	18	78	5	0	.262
2004	Rochester	5-10	3.19	24	23	0	0	0	144.0	135	65	51	15	5	25	97	2	0	.254
	MINNESOTA	0- 1	5.68	9	2	0	0	0	19.0	22	13	12	5	1	6	11	0	0	.293
2005	MINNESOTA	0- 3	3.39	43	0	0	0	0	71.2	71	29	27	6	3	24	46	3	0	.259
2006	MINNESOTA	1- 0	3.36	39	1	0	0	1	69.2	78	29	26	9	0	21	37	6	0	.287
	New Britain	2- 0	1.04	4	0	0	0	0	8.2	3	1	1	0	0	3	10	0	0	.111
2007	MINNESOTA	2- 4	2.35	73	0	0	0	1	88.0	71	23	23	9	5	21	68	6	0	.220
2008	MINNESOTA	6- 9	5.19	76	0	0	0	1	76.1	84	47	44	12	0	37	59	2	0	.275
2009	MINNESOTA	5- 1	2.36	79	0	0	0	1	76.1	58	23	20	10	4	16	47	6	0	.207
Minor League Totals		44-36	3.54	180	95	6	2	38	682.0	623	318	268	67	34	181	529	29	1	.244
Major League Totals		14-18	3.41	319	3	0	0	4	401.0	384	164	152	51	13	125	268	23	0	.251

GUERRIER'S BATTING RECORD																		
BATTING	AVG	G	AB	R	H	2B	3B	HR	RBI	SH	SF	HB	BB	SO	SB	CS	E	OBP
Career	.000	319	2	0	0	0	0	0	0	0	0	0	0	1	0	0	2	.000
Last Home Run: None.																		

GUERRIER'S FIELDING RECORD								
POSITION	PCT	G	PO	A	E	TC	DP	PB
Pitcher	.981	319	44	60	2	106	2	—

GUERRIER'S DIVISION SERIES RECORD																		
YEAR	OPPONENT	W-L	ERA	G	GS	CG	SH	SV	IP	H	R	ER	HR	HB	BB	SO	WP	BK
2006	Oakland	0- 0	0.00	1	0	0	0	0	1.0	0	0	0	0	0	0	0	0	0

GUERRIER'S DAY-BY-DAYS												
Date	Opp.	Score	Dec.	IP	H	R	ER	HR	BB	SO	Left Game or IR/RS	
4/ 6	Sea.	1-6	ND	0.1	1	0	0	0	0	0	2/2	
4/ 7	Sea.	6-5	ND	2.0	0	0	0	0	0	1	0/0	
4/11	@CWS.	0-8	ND	1.1	0	0	0	0	0	2	2/0	
4/13	Tor.	6-8	ND	1.0	1	1	1	0	1	1	1/0	
4/16	Tor.	2-9	ND	0.2	4	4	4	1	0	0	0/1	
4/17	LAA.	11-9	W	1.1	2	1	1	0	0	2	3/2	
4/22	@Bos.	3-7	ND	2.0	1	0	0	0	0	1	0/0	
4/26	@Cle.	2-4	ND	1.0	0	0	0	0	1	0	0/0	

4/28	T.B.	4-3	ND	0.1	0	0	0	0	0	0	2/0
<b>APRIL TOTALS</b>			<b>1-0</b>	<b>10.0</b>	<b>9</b>	<b>6</b>	<b>6</b>	<b>1</b>	<b>2</b>	<b>7</b>	<b>5.40 ERA</b>
5/ 1	K.C.	7-5	ND	2.0	0	0	0	0	0	0	0/0
5/ 2	K.C.	7-10	ND	1.0	0	0	0	0	1	0	0/0
5/ 4	@Det.	7-2	ND	1.2	0	0	0	0	0	2	2/1
5/ 7	@Bal.	4-5	ND	1.0	1	0	0	0	0	0	0/0
5/ 9	Sea.	9-6	ND	1.0	2	1	1	1	0	1	0/0
5/10	Sea.	3-5	ND	0.2	0	0	0	0	0	1	0/0
5/12	Det.	6-2	ND	0.2	0	0	0	0	0	1	0/0
5/13	Det.	14-10	ND	0.1	2	2	2	2	0	1	2/2
5/14	Det.	6-5	ND	0.1	0	0	0	0	0	0	1/0
5/16	@NYY.	4-6	ND	2.0	0	0	0	0	1	1	1/0
5/19	@CWS.	2-6	ND	0.2	0	0	0	0	0	0	1/0
5/23	Mil.	6-2	ND	1.0	2	1	1	0	0	1	0/0
5/26	Bos.	5-2	ND	1.0	0	0	0	0	0	2	0/0
5/27	Bos.	4-2	ND	0.2	0	0	0	0	0	0	1/0
5/29	@T.B.	3-5	ND	0.1	0	0	0	0	0	0	3/0
5/31	@T.B.	3-2	ND	0.2	0	0	0	0	2	2	0/0
<b>MAY TOTALS</b>			<b>0-0</b>	<b>15.0</b>	<b>7</b>	<b>4</b>	<b>4</b>	<b>3</b>	<b>4</b>	<b>12</b>	<b>2.40 ERA</b>
6/ 2	Cle.	4-3	ND	0.1	0	0	0	0	0	1	2/0
6/ 5	@Sea.	2-1	W	1.2	1	0	0	0	0	0	0/0
6/ 8	@Oak.	3-4	ND	0.2	0	0	0	0	0	0	0/0
6/10	@Oak.	6-3	W	0.1	0	0	0	0	0	0	0/0
6/11	@Oak.	3-4	ND	0.1	1	0	0	0	0	0	1/1
6/12	@CHC.	7-4	ND	0.1	1	0	0	0	0	0	2/1
6/13	@CHC.	2-0	ND	1.0	0	0	0	0	0	1	0/0
6/19	Hou.	5-2	ND	1.0	1	0	0	0	0	1	0/0
6/21	Hou.	1-4	ND	1.0	2	0	0	0	0	0	0/0
6/23	@Mil.	7-3	ND	1.0	0	0	0	0	0	0	0/0
6/25	@Mil.	6-4	ND	1.0	1	1	1	1	0	1	0/0
6/26	@StL.	3-1	ND	0.1	2	0	0	0	0	1	0/0
6/28	@StL.	6-2	ND	1.0	1	0	0	0	1	0	1/0
6/30	@K.C.	2-1	ND	0.1	0	0	0	0	0	0	2/0
<b>JUNE TOTALS</b>			<b>2-0</b>	<b>10.1</b>	<b>10</b>	<b>1</b>	<b>1</b>	<b>1</b>	<b>1</b>	<b>5</b>	<b>0.87 ERA</b>
7/ 3	Det.	9-11	ND	2.0	1	0	0	0	0	1	0/0
7/ 4	Det.	4-3	W	1.0	0	0	0	0	0	1	0/0
7/ 9	NYY.	4-6	ND	0.1	0	0	0	0	0	0	1/0
7/10	CWS.	6-4	ND	1.0	0	0	0	0	0	1	0/0
7/12	CWS.	13-7	ND	1.1	2	1	0	0	1	0	2/0
<b>PRE-ASG TOTALS</b>			<b>4-0</b>	<b>41.0</b>	<b>29</b>	<b>12</b>	<b>11</b>	<b>5</b>	<b>8</b>	<b>27</b>	<b>2.41 ERA</b>
7/17	@Tex.	5-3	ND	0.1	0	0	0	0	0	0	1/0
7/19	@Tex.	3-5	ND	2.0	2	0	0	0	0	0	0/0
7/21	@Oak.	3-2	W	2.0	0	0	0	0	0	2	0/0
7/23	@LAA.	5-6	ND	1.0	1	0	0	0	0	0	0/0
7/26	@LAA.	10-1	ND	1.1	0	0	0	0	0	1	3/0
7/27	CWS.	4-3	ND	1.0	0	0	0	0	0	0	0/0
7/29	CWS.	3-2	ND	1.0	0	0	0	0	0	0	0/0
7/31	LAA.	5-11	ND	2.0	1	1	1	1	0	3	0/0
<b>JULY TOTALS</b>			<b>2-0</b>	<b>16.1</b>	<b>7</b>	<b>2</b>	<b>1</b>	<b>1</b>	<b>1</b>	<b>9</b>	<b>0.55 ERA</b>
8/ 5	@Cle.	1-8	ND	1.0	0	0	0	0	0	3	0/0
8/ 6	@Cle.	1-2	ND	1.2	1	0	0	0	0	0	2/0
8/ 9	@Det.	7-8	L	1.0	2	2	2	0	1	1	0/0
8/12	K.C.	7-1	ND	1.0	1	0	0	0	0	1	0/0
8/16	Cle.	4-7	ND	1.0	1	0	0	0	0	0	0/0
8/17	@Tex.	5-8	ND	0.1	2	1	1	0	0	0	0/0
8/18	@Tex.	9-6	ND	1.0	1	0	0	0	0	1	0/0
8/21	@K.C.	5-4	ND	0.2	1	0	0	0	0	1	0/0
8/22	@K.C.	8-7	S	1.2	2	1	1	0	0	1	1/0
8/26	Bal.	1-5	ND	0.2	0	0	0	0	2	0	2/1
8/28	Tex.	3-2	ND	1.0	2	0	0	0	0	0	0/0
8/31	CWS	4-1	ND	0.1	0	0	0	0	0	0	1/0
<b>AUGUST TOTALS</b>			<b>0-1-1</b>	<b>11.1</b>	<b>13</b>	<b>4</b>	<b>4</b>	<b>0</b>	<b>3</b>	<b>8</b>	<b>3.18 ERA</b>
9/ 1	CWS.	4-3	ND	1.0	1	1	1	1	0	2	1/1
9/ 2	CWS.	2-4	ND	0.1	1	0	0	0	0	0	1/1
9/ 5	@Cle.	4-1	ND	1.0	0	0	0	0	0	0	0/0
9/ 7	@Tor.	6-3	ND	1.0	0	0	0	0	0	1	0/0
9/12	Oak.	2-4	ND	1.0	1	0	0	0	1	1	0/0
9/15	Cle.	5-4	ND	1.0	1	0	0	0	0	0	0/0
9/16	Cle.	7-3	ND	0.2	2	0	0	0	0	0	3/0
9/19	Det.	6-2	ND	0.1	0	0	0	0	0	0	1/0
9/21	@CWS.	7-0	ND	1.0	0	0	0	0	0	0	0/0
9/22	@CWS.	8-6	ND	1.0	1	1	1	1	1	0	0/0
9/25	@K.C.	9-4	ND	1.0	2	0	0	0	0	1	0/0
9/29	@Det.	5-6	ND	1.0	2	1	1	1	0	0	0/0
10/1	@Det.	8-3	ND	1.2	0	2	0	0	1	0	0/0
10/2	K.C.	10-7	ND	0.2	0	0	0	0	0	1	2/0
10/6	Det.	6-5	ND	0.2	1	1	1	1	2	0	2/0
<b>SEPT./OCT. TOTALS</b>			<b>0-0-0</b>	<b>13.1</b>	<b>12</b>	<b>6</b>	<b>4</b>	<b>4</b>	<b>5</b>	<b>6</b>	<b>2.70 ERA</b>
<b>POST-ASG TOTALS</b>			<b>1-1-1</b>	<b>35.1</b>	<b>29</b>	<b>11</b>	<b>9</b>	<b>5</b>	<b>8</b>	<b>20</b>	<b>2.29 ERA</b>
<b>SEASON TOTALS</b>			<b>5-1-1</b>	<b>76.1</b>	<b>58</b>	<b>23</b>	<b>20</b>	<b>10</b>	<b>16</b>	<b>47</b>	<b>2.36 ERA</b>



# BRENDAN HARRIS

INFIELDER

23

Height: 6-1  
Bats: R  
Born: 8/26/80 in Queensbury, NY  
Resides: Arlington, VA.  
Acquired: Trade with Tampa Bay, 11/28/07  
M.L. Service: 2 years, 112 days  
Contract Status: Signed thru 2009



**PERSONAL:** Brendan Michael Harris...1998 graduate of Queensbury (NY) High School where he also played basketball...2002 graduate of the College of William and Mary where he majored in Political Science and minored in Business...he set single season school records for home runs (18), rbi (69) and slugging percentage (.757).

**2009:** Hit his first home run of the season, April 17 vs. Los Angeles (AL)...recorded his first three-hit game, April 18 vs. Los Angeles (AL)...second three-hit game, April 29 vs. Tampa Bay...finished April batting .350 (14-for-40) in 15 games...hit safely in 12 straight games, May 26-June 7...hit first career leadoff home run, June 20 vs. Houston...inserted into the leadoff spot for six games, while Denard Span was on the disabled list, June 12-20...finished the month of June, batting .303 (33-for-109) with four three-hit games...went 3-for-5 with a home run, three rbi and two doubles, June 12 vs. Chicago (AL)...had back-to-back two hits games, September 23-26...played 123 games for the Twins, 56 at shortstop (50 starts), 11 at second base (10 starts), 44 at third base (34 starts) and three at first base...batted .302 against left-handed pitching and .238 against right-handed pitching.

**2008:** Hit safely in six consecutive games, going 9-for-21 (.429), April 3-12...hit first home run as a Twin, April 20 vs. Cleveland...hit safely in nine of 11 games, May 15-28...six-game hit-streak, June 2-9...career-high 10-game hit-streak from June 18-June 28, hitting .328 (13-for-34) with two home runs during that stretch...hit safely in 17 of 19 games, June 18-July 10...homered in consecutive games, June 24-25 at San Diego with one being a go-ahead homer in the top of the ninth off Trevor Hoffman on June 24...tied a season-high with three hits on July 12 at Detroit, collecting three rbi...hit .294 (20-for-68) with 13 rbi and an on-base percentage of .355 in 21 July games...hit safely in six of seven games from July 31-August 6 with five multi-hit games and six doubles...matched a season-high with three runs scored as he went 2-for-4 with a home run and a walk, September 13 (Game 2) at Baltimore...tied career-high with three triples on the season...ranked third on the team in doubles...played all four infield positions, including making 37 starts at second base, 51 at shortstop and 27 at third base.

**2007:** Was acquired from the Reds in exchange for cash on January 2, 2007...appeared in a Tampa Bay team-high 27 Spring Training games...spent his first full season at the Major League level...played in a career-high 137 games...entered this season with a total of 52 games played over parts of the previous three seasons in the big leagues with the Cubs, Expos/Nationals and Reds...homered in his first official at-bat with the Rays, a three-run shot April 7 at home off the Blue Jays' Tomo Ohka...homered in his first two starts, also April 15 at Minnesota off Boof Bonser...had a pair of walk-off rbi, May 5 vs. Oakland (12 innings) and May 15 vs. Texas at the Disney Sports Complex (11 innings)...batted .643 in the Rangers series at Disney (9-for-14) with three multi-hit games, including a career-high four hits on May 15...collected a career-high five rbi on June 10 at Florida...had eight home runs through June 18 (214 at-bats), then went 263 at-bats without homering until going deep September 5 at home off Baltimore's Rob Bell...finished the season with four home runs in his last 11 games...was third on the Rays with 149 hits, 35 doubles and 521 at-bats; fourth in hitting at .286...led team with eight sacrifice hits...led the Rays in June with 20 rbi and tied for the team lead in average (.321)...he also hit five homers, tied for second on club...hit .345 vs. lefthanded pitching (49-for-142), tied for fourth best in the AL...started just one of the first 11 games...moved into the starting lineup on April 15 and started 132 of the next 140 games through September 17 until a strained left latissimus dorsi muscle limited him to pinch-running duties over the final two weeks...made 86 starts at shortstop, 45 at second base and two at third base...moved from shortstop to second base on July 30 with Ty Wigginton's trade to Houston...batted .302 (101-for-334) while playing shortstop, .251 (44-for-175) after the switch to second base...his fielding percentage at shortstop was .968 (11 errors in 343 total chances), at second base he had just one miscue in 172 total chances, a .994 fielding percentage.

**2006:** Opened the year in the Washington organization...made two tours with the Nats, April 14-27 and June 3-19, combining to bat .250 (8-for-32) in 17 games...for the Zephyrs, played all four infield positions plus catcher...with Triple-A New Orleans, batted .283 with five home runs and 32 rbi in 59 games before he was traded...was acquired by the Reds from the Nationals on July 13 as part of an eight-player deal...reported to Triple-A Louisville following the deal and spent the rest of the minor league season there...named Louisville's Hitter of the Month for August hitting .370 with 10 doubles, 21 rbi and 18 runs...was recalled by Cincinnati, August 31...appeared in eight games for the Reds, including a start at second base in the final game of the season...hit his second career pinch-hit home run (off Rich Hill), September 22 vs. Chicago (ML)...was his only homer of the season and third of his career...was designated for assignment on December 21, when the Reds acquired IF/OF Jeff Conine from the Phillies.

**2005:** Spent most of the season at Triple-A New Orleans and drove in a career-high 81 rbi, second most in the organization (Washington)...on May 23 in his season debut at Cincinnati, he hit the first pinch-hit home run in the history of the Washington Nationals (off Eric Milton)...was optioned back to Triple-A, May 30...appeared in four games with Washington going 3-for-9 (.333) with one double, one home run and three rbi...following the season, played for the Pecos Saguaros in the Arizona Fall League...had at least two hits in 10 of his first 11 AFL games...entered the season rated by *USA Today Sports Weekly* as one of the Nats' Top 5 prospects in the "Cream of the Crop" category.

**2004:** Began the season at Triple-A Iowa (Cubs)...batted .311 with 21 doubles, 11 home runs and 35 rbi in 69 games...hit safely in 17 straight games, May 26-June 14...was recalled by the Cubs, July 5, when Todd Hollandsworth went on the 15-day DL...made his Major League debut the next day vs. Milwaukee...started at third base and went 1-for-3...doubled off Victor Santos in the third inning for his first career hit...was optioned

## HARRIS' GAME HIGHS

### 2009

Hits: 3, 9x, last 8/11 vs. K.C.  
RBI: 3, 3x, last 7/12 vs. CWS.  
Grand Slams: - -

HR: 1, 6x, last 8/11 vs. K.C.  
Hit-Streak: 12, 5/26-6/7



### CAREER

Hits: 4, 5/15/07 vs. Tex.  
RBI: 5, 6/10/07 at Fla.  
Grand Slams: - -

HR: 1, 28x, 8/11/09 vs. K.C.  
Hit-Streak: 12, 5/26-6/7/09

back to Iowa, July 19...was acquired by Montreal on July 31, 2004 one minute prior to the trading deadline as part of a four-team deadline deal that also sent Nomar Garciaparra to the Cubs and Orlando Cabrera to the Red Sox...joined Triple-A Edmonton following the trade hitting .285 with 24 rbi in 33 games...in his Triple-A debut, combined to hit .302 with 27 doubles, 17 home runs and 59 rbi in 102 appearances for Iowa and Edmonton in the Pacific Coast League...recalled by Montreal, September 7, and made his Expos debut the next day at Wrigley Field going 1-for-3 off Greg Maddux...in the nightcap of a doubleheader on September 15 at Florida, hit his first career home run, a solo shot off Josias Manzanillo...following the season was rated by *Baseball America* as one of the Top 20 players in the PCL...ranked the fifth best prospect in the Nationals' organization by *Baseball America* heading into the 2005 season.

**2003:** Ranked third in Southern League triples and fourth in doubles at Double-A West Tennessee...played in 103 games at third base, 20 games at second base and one game at shortstop...hit .350 with runners in scoring position...following the season, played for the Mesa Solar Sox in the Arizona Fall League...in November was added to the Cubs' 40-man roster...ranked eighth best prospect in the Cubs' organization by *Baseball America* heading into the 2004 season.

**2002:** Named a Florida State League midseason and postseason All-Star and a *Baseball America* Single-A All-Star in 2002 with Single -A Dayton...ranked among FSL leaders in average (.329, second), slugging (.532, second), doubles (35, second), extra-base hits (54, second), total bases (226, third), on-base percentage (.395, fourth), hits (140, fifth) and runs scored (82, fifth)...registered 40 multi-hit games, including four four-hit contests...received a late-season promotion to Double-A West Tennessee.

**2001:** Made his professional debut and appeared in 32 games for Single-A Lansing of the Midwest League...drove in 22 runs in 32 games.

**PROFESSIONAL:** Chicago Cubs' 5th round pick in June, 2001 First-Year Player Draft...signed by scout Billy Swoope.

HARRIS' PLAYING RECORD																			
YEAR	CLUB	AVG	G	AB	R	H	2B	3B	HR	SH	SF	HB	BB	SO	SB	CS	E	OBP	
2001	Lansing	.274	32	113	25	31	5	1	4	22	1	3	2	17	26	5	1	4	.370
2002	Daytona	.329	110	425	82	140	35	6	13	54	1	2	4	43	57	16	4	16	.395
	West Tennessee	.321	13	53	8	17	4	1	2	11	0	0	0	2	5	1	1	0	.345
2003	West Tennessee	.280	120	435	56	122	34	7	5	52	5	3	8	51	72	6	7	17	.364
2004	CHICAGO (NL)	.222	3	9	0	2	1	0	0	1	0	0	0	1	1	0	0	5	.300
	Iowa	.311	69	254	48	79	21	1	11	35	3	1	1	16	40	0	2	1	.353
	Edmonton	.285	33	123	20	35	6	0	6	24	1	3	3	10	21	0	1	4	.345
	MONTREAL	.160	20	50	4	8	2	0	1	2	0	0	1	2	11	0	0	2	.208
2005	WASHINGTON	.333	4	9	1	3	1	0	1	3	0	0	1	0	0	0	0	15	.400
	New Orleans	.270	127	470	67	127	22	4	13	81	2	4	3	40	77	9	5	0	.329
2006	WASHINGTON	.250	17	32	3	8	2	0	0	2	0	0	1	3	3	0	0	9	.333
	New Orleans	.283	59	219	37	62	14	0	5	32	1	2	9	26	56	3	2	0	.379
	Louisville	.324	43	148	22	48	14	1	5	28	1	1	1	14	29	2	0	5	.384
	CINCINNATI	.200	8	10	2	2	0	0	1	1	0	0	0	1	4	0	0	1	.273
2007	TAMPA BAY	.286	137	521	72	149	35	3	12	59	8	1	4	42	96	4	1	13	.343
2008	MINNESOTA	.265	130	434	57	115	29	3	7	49	7	6	4	39	98	1	1	13	.327
2009	MINNESOTA	.261	123	414	44	108	22	1	6	37	1	6	2	29	78	0	2	12	.310
Minor League Totals		.295	606	2240	365	661	155	21	64	339	15	19	31	219	383	42	23	75	.363
Major League Totals		.267	441	1478	183	395	92	7	28	154	16	13	13	116	291	5	4	42	.323

HARRIS' FIELDING RECORD								
POSITION	PCT	G	PO	A	E	TC	DP	PB
First Base	1.000	5	12	1	0	13	0	—
Second Base	.984	117	176	253	7	436	58	—
Third Base	.939	93	48	122	11	181	5	—
Shortstop	.971	203	264	537	24	825	122	—
Totals	.971	416	500	913	42	1455	185	—



# JUSTIN HUBER

## INFILDER/OUTFIELDER

19

Height: 6-2  
Bats: R  
Born: 7/1/82 in Melbourne, Australia  
Resides: Emerald, Victoria, Australia  
Acquired: Signed as minor league free agent, 2/21/09  
M.L. Service: 1 year  
Contract Status: Signed thru 2009



**PERSONAL:** Justin Patrick Huber (pronounced HUE-ber)...2000 graduate of Beacon Hill College (Victoria, Australia)...represented Team Australia at the under-18 Junior World Championships from 1998-2000.

**2009:** Represented Australia in the World Baseball Classic, going 1-for-11 in three games...began season with Triple-A Rochester...hit a home run in each of his first two games, April 25 vs. Scranton Wilkes-Barre and May 1 at Indianapolis...had two-homer game, June 25 vs. Columbus...hit seven home runs in June...homered in back-to-back games, June 27-28 vs. Scranton Wilkes-Barre and July 20 and 22 vs. Pawtucket...had four-hit game, July 26 at Charlotte...had second two-homer game, August 30 vs. Buffalo...tied for fifth in the International League with 22 home runs...batted .364 in eight September games...contract selected by Minnesota, September 6...played his first game with the Twins, going 1-for-2, September 11 vs. Oakland.

**2008:** Began Spring Training with the Kansas City Royals...was outrighted then traded to San Diego, making their Opening Day roster...hit his first home run, April 20 at Arizona...batted .246 (15-for-61) in 33 games with the Padres...outrighted to Triple-A Portland, June 21...went 5-for-5 in his final game, September 1 at Tacoma...hit .317 (19-for-60) vs. lefties and .216 (30-for-139) vs. righties.

**2007:** Began the season with Triple-A Omaha...homered in back-to-back games, April 28 and 29 vs. Nashville...batted .387 (12-for-31) in eight May games...season-high of six rbi, June 10 vs. Nashville...placed on the 7-day disabled list with hamstring strain, rehabbed with the AZL Royals, batting .360 (9-for-25) in seven games...reinstated, July 16...homered in four consecutive games, August 1-4...hit nine home runs and drove in 21 runs in 28 games in August...was recalled from Omaha, September 4...made three starts for the Royals, making his first career appearance in the outfield on September 17 vs. Chicago (AL)...made his first start in left field on September 30 vs. Cleveland.

**2006:** Represented Australia in the World Baseball Classic, playing in three games, going 1-for-8 with two walks...began the season with Triple-A Omaha...hit five home runs in a seven-day span, April 13-19...four-hit game, April 15 at Memphis...recalled by the Royals, May 3...went 2-for-10 with one walk, one run scored and one rbi in five games for the Royals before being optioned to Omaha, May 19...homered in back-to-back games, July 16 vs. Oklahoma and 17 vs. Nashville...batted .464 (13-for-28) in eight July games...homered in back-to-back games again, August 8 and 9 vs. Tacoma...batted .350 (28-for-80) vs. lefties and .257 (70-for-272) vs. righties...participated in the Dominican Winter League with Leones del Escogido, playing in one game, going 1-for-4 with an rbi...saw his first action in the minors as an outfielder, splitting time with first base.

**2005:** Began the season with Double-A Wichita and was named Wichita and Royals' Minor League Player of the Year...won the Texas League batting title with a .343 batting average (115-for-335), while leading the league with a .432 on-base percentage and .570 slugging percentage...named to the Texas League All-Star team, but did not participate in the game...selected to *Baseball America's* Minor League All-Star Team...named best first baseman in all of minor league baseball by *Baseball America*...named to MiLB.com's Double-A All-Star team...recalled from Wichita on June 20 and made his Major League debut as a pinch hitter on June 21 at Chicago (AL)...became the 21st Australian to play in the Major Leagues...recorded his first Major League hit and rbi with a pinch-hit rbi double off Byung-Hyun Kim at Colorado, June 24...optioned to Wichita, July 1...named MVP of the XM Satellite Futures Game on July 10 in Detroit, going 1-for-2 with a two-out two-rbi double in the World team's 4-0 victory over the U.S...promoted to Triple-A Omaha, July 29...recalled by Kansas City, September 1...first career three-hit game, September 9 at Detroit, hitting a double, scoring three runs and driving in one run...moved from his regular position as catcher to become a first baseman.

**2004:** Played at three levels of the Mets organization, including Single-A St. Lucie, Double-A Binghamton and Triple-A Norfolk...combined to hit .269 (81-for-301) with 13 home runs, 44 rbi in 89 games at three levels for the season...acquired by the Royals in exchange for infielder Jose Bautista on July 30...Bautista was then sent to Pittsburgh to complete a trade involving right-handed pitcher Kris Benson...did not appear in any games with the Royals after the trade and underwent surgery on August 23 to repair torn cartilage in his left knee...was named to the Australian Olympic team but was forced to miss 2004 Olympic Games due to his knee injury.

**2003:** Batted .274 (103-for-376) with 28 doubles, 15 home runs, 72 rbi, 42 runs scored and 36 walks in 105 games between Single-A St. Lucie and Double-A Binghamton...selected to play in the 2003 Florida State League All-Star Game...caught and played designated hitter.

**2002:** Played with Single-A Colombia and Single-A St. Lucie (Mets)...combined to hit .286 (123-for-430) with 24 doubles, three triples, 14 home runs, 93 rbi, 64 runs scored, 56 walks in 123 games between the two levels...was the first unanimous selection to the mid-season 2002 South Atlantic League All-Star team since Mike Hargrove in 1973...named to the postseason All-Star team...played all of his games at catcher and designated hitter.

**2001:** Played at three levels of the Mets organization, including Single-A St. Lucie, Single-A Brooklyn and Rookie level-Kingsport...batted .287 (50-for-174) with 11 doubles, seven home runs and 31 rbi at all three levels combined...played all games at catcher.

**PROFESSIONAL:** Signed by the New York Mets as a non-drafted free agent on July 26, 2000...signed by James Waddell and Omar Minaya.

### HUBER'S GAME HIGHS

#### 2009

Hits: 1, 9/11 vs. Oak.  
RBI: --  
Hit-Streak: 1, 9/11

HR: --  
Grand Slams: --



#### CAREER

Hits: 3, 9/9/05 at Det.  
RBI: 3, 4/20/08 at Atl.  
Hit-Streak: 5, 9/18-24/05

HR: 1, 2x, last 6/14/08 at Cle.  
Grand Slams: --



HUBER'S BATTING RECORD																			
YEAR	CLUB	AVG	G	AB	R	H	2B	3B	HR	RBI	SH	SF	HB	BB	SO	SB	CS	E	OBP
2001	St. Lucie	.000	2	6	0	0	0	0	0	0	0	0	0	0	2	0	0	0	.000
	Kingsport	.314	47	159	24	50	11	1	7	31	1	4	13	17	42	4	2	8	.415
	Brooklyn	.000	3	9	0	0	0	0	0	0	0	0	0	0	4	0	0	0	.000
2002	Columbia	.291	95	330	49	96	22	2	11	78	0	4	23	45	81	1	2	8	.408
	St. Lucie	.270	28	100	15	27	2	1	3	15	0	2	6	11	18	0	0	3	.370
2003	St. Lucie	.284	50	183	26	52	15	0	9	36	0	2	9	17	30	1	1	5	.370
	Binghamton	.264	55	193	16	51	13	0	6	36	3	1	7	19	54	0	2	6	.350
2004	St. Lucie	.245	14	49	10	12	2	0	2	8	0	0	1	5	8	1	0	0	.327
	Binghamton	.271	70	236	44	64	16	1	11	33	0	1	12	46	57	2	2	5	.414
	Norfolk	.313	5	16	3	5	2	0	0	3	0	0	0	3	3	0	0	0	.421
2005	Wichita	.343	88	335	68	115	22	3	16	74	0	5	5	51	70	7	3	12	.432
	KANSAS CITY	.218	25	78	6	17	3	0	0	6	0	1	1	5	20	0	0	3	.271
	Omaha	.274	32	113	19	31	7	1	7	23	0	0	2	16	33	3	0	3	.374
2006	Omaha	.278	100	352	47	98	22	2	15	44	1	1	4	40	94	2	2	8	.358
	KANSAS CITY	.200	5	10	1	2	1	0	0	1	0	0	0	1	4	1	0	0	.273
2007	Omaha	.276	77	286	39	79	13	1	18	68	0	4	8	20	48	1	0	3	.336
	Surprise Royals	.360	7	25	4	9	4	0	2	7	0	1	1	2	4	0	0	0	.414
	KANSAS CITY	.100	8	10	2	1	0	0	0	0	0	0	0	0	2	0	0	0	.100
2008	SAN DIEGO	.246	33	61	5	15	3	0	2	8	1	0	2	3	19	0	0	1	.303
	Portland	.246	61	199	17	49	12	0	3	27	0	2	4	18	51	0	1	1	.318
2009	Rochester	.273	121	440	60	120	22	2	22	76	0	6	9	51	84	4	3	3	.356
	MINNESOTA	.500	1	2	0	1	0	0	0	0	0	0	0	0	0	0	0	0	.500
Minor League Totals		.283	855	3031	441	858	184	14	132	559	5	33	104	361	683	26	18	65	.375
National League Totals		.246	33	61	5	15	3	0	2	8	1	0	2	3	19	0	0	1	.303
American League Totals		.216	49	102	9	22	4	0	0	7	0	1	1	6	64	1	0	3	.264
Major League Totals		.224	72	161	14	36	7	0	2	15	1	1	3	9	45	1	0	4	.276

HUBER'S FIELDING RECORD									
POSITION	PCT	G	PO	A	E	TC	DP	PB	
First Base	.978	20	123	8	3	134	16	—	
Left Field	.967	25	29	0	1	30	0	—	
Totals	.976	56	152	8	4	164	4	—	

HUBER'S WORLD BASEBALL CLASSIC RECORD																			
YEAR	CLUB	AVG	G	AB	R	H	2B	3B	HR	RBI	SH	SF	HB	BB	SO	SB	CS	E	OBP
2006	Australia	.125	3	8	0	1	0	0	0	0	0	0	0	2	6	0	0	0	.300
2009	Australia	.091	3	11	2	1	0	0	0	1	0	0	1	1	3	0	0	0	.322
WBC Totals		.105	6	19	2	2	0	0	0	1	0	0	1	3	9	0	0	0	.261



# PHILIP HUMBER

## RIGHTHANDED PITCHER

# 38

Height: 6-4  
Bats: R  
Born: 12/21/82 in Nacogdoches, TX  
Resides: Carthage, TX  
Acquired: Trade with New York (NL), 2/2/08  
M.L. Service: 84 days  
Contract Status: Signed thru 2009



**PERSONAL:** Philip Gregory Humber...wife Kristan (Jamison)...2001 graduate of Carthage (TX) High School where he was named the Class 4A Player of the Year and led his team to the State 4A Championship his senior year...also earned District 16-4A Most Valuable Player honors, named All-State as an infielder and All-East Texas as a pitcher in 2001...attended Rice University and was a member of the 2003 National Championship team...ranks second in school history in strikeouts (422), third in wins (35), fourth in innings pitched (353.2) and sixth in starts (49)...was honored with "Philip Humber Day" in his hometown of Carthage, TX, on June 26, 2003.

**2009:** Made the Twins Opening Day roster...pitched in four games, allowing six runs on 11 hits in 4.1 innings before being designated for assignment, April 17...earned his first win, May 2 at Indianapolis...recorded second victory and had season-high 10 strikeouts, June 19 vs. Toledo...won three consecutive decisions, allowing three earned runs in 19.2 innings (1.37 ERA), July 28-August 8...contract selected by Minnesota, August 18...made four appearances for the Twins, allowing two runs in 4.2 innings...outrighted to Triple-A Rochester, August 28, making room for pitcher Jon Rauch...lost his last two starts with the Red Wings, August 31 and September 5 having pitched a combined 10.2 innings, allowing seven earned runs on 13 hits...went 2-1, 2.92 (24.2 ip, 8 er) with 12 strikeouts and two walks in four August starts at Rochester.

**2008:** Was acquired by Minnesota along with pitchers Deolis Guerra and Kevin Mulvey and outfielder Carlos Gomez in exchange for pitcher Johan Santana, February 2...Began season at Triple-A Rochester and made five starts, posting a record of 0-3, 5.24 (22.1 ip, 13 er) before being moved to the bullpen for three games...made 10 more starts from May 6-July 1, including a 6.0-inning shutout performance, May 27 vs. Charlotte...won six of his last seven starts for the Red Wings, going 6-1, 2.60 (55.1 ip, 16 er) with 41 strikeouts and 11 walks...season-high 11 strikeouts, August 12 vs. Syracuse, passing his previous high of 10, July 28 vs. Scranton/Wilkes-Barre...tossed back-to-back complete games, August 17 at Syracuse going 8.0 innings, allowing two runs on just four hits while picking up the loss...second complete game came August 22 vs. Pawtucket, allowing one run on five hits in 9.0 innings of work...was 6-1, 2.67 (57.1 ip, 17 er) in nine games after the All-Star break...finished with 31 games and 23 starts for the Wings, going 10-8 with a 4.56 ERA before being recalled by Minnesota on September 2...made his first appearance for the Twins as a reliever, September 4 at Toronto...pitched a career-high 5.1 innings of relief, September 18 at Tampa Bay, giving up two earned runs (both solo home runs) on three hits...career-high three strikeouts, September 26 vs. Kansas City, in 2.0 innings of relief.

**2007:** Started the season at Triple-A New Orleans (Mets) of the Pacific Coast League...made his first start on April 5 and allowed just one run on one hit in 5.0 innings...finished April going 2-2 with 20 strikeouts and nine walks...won five straight decisions from May 13-June 10, winning four straight starts, May 24-June 10...tossed 7.0 shutout innings allowing just three hits in a win, June 25 at Memphis...pitched a season-high 8.1 innings and tied a career-high with 10 strikeouts, August 22 vs. Iowa...in the game he took a no-hitter into the ninth inning before allowing a single with one out...he finished allowing just one hit, one run and one walk...allowed three earned runs-or-less in 18 of his 25 starts and two runs-or-less in 11 starts...he pitched 5.0-or-more innings in 20 of his 25 starts and struck out 120 (fifth in the PCL) at Triple-A before being recalled by the Mets, September 1...made three appearances in the Majors, including his season debut September 5 when he pitched 2.0 innings of relief at Cincinnati...tossed a perfect inning of relief September 11 vs. Atlanta...first Major League start on September 26 vs. Washington and pitched 4.0 innings, allowing five runs on six hits but did not factor into the decision...ranked seventh best prospect in the Mets' organization by *Baseball America* heading into the 2008 season.

**2006:** Started the season June 22 after having "Tommy John" surgery the previous season...made one start for the Gulf Coast League Mets, he worked 4.0 innings allowing three runs on seven hits...was promoted to Single-A St. Lucie of the Florida State League...won his first start, June 28 vs. Jupiter...made just seven starts before he was promoted to Double-A Binghamton on August 1...made six starts, pitching 5.0-or-more innings in five of the six...posted a 1.57 ERA (23.0 ip, 4 er) over his final four starts before he had his contract purchased by the Mets, September 5...made his Major League debut in the ninth inning, September 24 vs. Washington...he worked a scoreless inning and struckout Felipe Lopez for his first career strikeout...tossed a scoreless inning in his second and final appearance of the season, September 27th at Atlanta...made one start for the Mesa Solar Sox of the Arizona Fall League...he pitched 2.0 innings allowing one run on two hits and struck out three...rated fourth best prospect in the Mets' organization by *Baseball America* heading into the 2007 season.

**2005:** Started the season with Single-A St. Lucie (Mets)...made his professional debut on April 7 vs. Vero Beach...allowed just one run in his first 10.0 innings (two starts) while striking out eight and walking just one batter...pitched 7.0 innings in three straight starts June 11-29, including striking out a season-high 10 batters, June 24...was promoted to Double-A Binghamton, July 11...started that night vs. Norwich and suffered the loss leaving after 4.0 innings with elbow discomfort...his season came to an end, July 19th when he underwent reconstructive surgery on his right elbow...Dr. James Andrews repaired the ulnar collateral ligament in Birmingham, AL...ranked fifth best prospect in the Mets' organization by *Baseball America* heading into the 2006 season.

**AMATEUR CAREER:** Pitched at Rice University 2002-2004...named First-Team All-America by the National Collegiate Baseball Writers Association, *USA Today Sports Weekly*, *Collegiate Baseball Magazine* and *Collegiate BaseballInsider.com* and Second Team by *Baseball America* in 2004...led Rice in wins (13) and strikeouts (154) in 2004...struck out a school record 17 batters vs. Hawaii on March 17, 2004...tossed a complete

### HUMBER'S GAME HIGHS

#### 2009

IP: 1.2, 2x, last 8/18 at Tex.  
SO: 3, 8/25 vs. Bal.  
Win-Streak: - -  
Walks: 4, 8/25 vs. Bal.  
CG: - -  
Low-Hit: - -



#### CAREER

IP: 5.1, 9/18/08 at T.B.  
SO: 3, 2x, last 8/25/09 vs. Bal.  
Win-Streak: - -  
Walks: 4, 8/25/09 vs. Bal.  
CG: - -  
Low-Hit: - -

game five-hitter in 14-2 win over Stanford in 2003 NCAA championship game...named First-Team All-Western Athletic Conference in 2003...won 17 consecutive decisions at Rice before he lost on April 11, 2003 at Fresno...named National Freshman Player of the Year by Collegiate Baseball in 2002...went 11-1 with a 2.77 ERA and 130 strikeouts in 18 appearances in 2002.

**PROFESSIONAL:** New York Mets' 1st round pick (3rd overall) in the June, 2004 First-Year Player Draft...signed by scout Dave Lottsfeldt.

HUMBER'S PITCHING RECORD																			
YEAR	CLUB	W-L	ERA	G	GS	CG	SH	SV	IP	H	R	ER	HR	HB	BB	SO	WP	BK	BAA
2005	St. Lucie	2- 6	4.99	14	14	0	0	0	70.1	74	41	39	6	8	18	65	2	0	.273
	Binghamton	0- 1	6.75	1	1	0	0	0	4.0	4	3	3	0	0	2	2	0	0	.250
2006	GCL Mets	0- 0	6.75	1	1	0	0	0	4.0	7	3	3	0	1	1	7	1	0	.389
	St. Lucie	3- 1	2.37	7	7	0	0	0	38.0	24	12	10	4	3	9	36	1	0	.178
	Binghamton	2- 2	2.88	6	6	0	0	0	34.1	25	12	11	4	2	10	36	0	0	.195
	NEW YORK (NL)	0- 0	0.00	2	0	0	0	0	2.0	0	0	0	0	0	1	2	0	0	.000
2007	New Orleans	11- 9	4.27	25	25	0	0	0	139.0	129	70	66	21	9	44	120	6	1	.244
	NEW YORK (NL)	0- 0	7.71	3	1	0	0	0	7.0	9	6	6	1	0	2	2	0	0	.300
2008	Rochester	10- 8	4.56	31	23	2	0	0	136.1	145	76	69	21	6	49	106	6	0	.273
	MINNESOTA	0- 0	4.63	5	0	0	0	0	11.2	11	6	6	4	1	5	6	0	0	.250
2009	MINNESOTA	0- 0	8.00	8	0	0	0	0	9.0	17	8	8	1	0	9	9	1	0	.415
	Rochester	7- 9	5.34	23	22	1	0	0	119.2	135	79	71	15	8	45	87	4	0	.280
Minor League Totals		35-36	4.49	108	99	3	0	0	545.0	543	296	272	71	37	178	459	20	1	.257
American League Totals		0- 0	6.10	13	0	0	0	0	20.2	28	14	14	5	1	14	15	1	0	.329
National League Totals		0- 0	6.00	5	1	0	0	0	9.0	9	6	6	1	0	3	4	0	0	.250
Major League Totals		0- 0	6.07	18	1	0	0	0	29.2	37	20	20	6	1	17	20	1	0	.306

HUMBER'S FIELDING RECORD								
POSITION	PCT	G	PO	A	E	TC	DP	PB
Pitcher	.750	18	1	2	1	4	0	—

HUMBER'S BATTING RECORD																		
BATTING	AVG	G	AB	R	H	2B	3B	HR	RBI	SH	SF	HB	BB	SO	SB	CS	E	OBP
Career	.000	18	1	0	0	0	0	0	0	1	0	0	0	0	0	0	0	.000
Last Home Run: None.																		

HUMBER'S DAY-BY-DAYS												
Date	Opp.	Score	Dec.	IP	H	R	ER	HR	BB	SO	Left Game or IR/IRS	
4/ 7	Sea.	6-5	ND	1.0	1	0	0	0	0	1	0/0	
4/10	@CWS.	12-5	ND	1.0	1	0	0	0	0	1	0/0	
4/11	@CWS.	0-8	ND	0.2	4	3	3	1	2	1	0/0	
4/15	Tor.	2-12	ND	1.2	5	3	3	0	1	1	0/0	
APRIL TOTALS				0-0	4.1	11	6	6	1	3	12.46 ERA	
PRE-ASG TOTALS				0-0	4.1	11	6	6	1	3	12.46 ERA	
8/18	@Tex.	9-6	ND	1.2	3	1	1	0	2	1	0/0	
8/20	@Tex.	1-11	ND	1.0	1	0	0	0	0	1	0/0	
8/25	Bal.	7-6	ND	1.0	1	1	1	0	4	3	3/1	
8/26	Bal.	1-5	ND	1.0	1	0	0	0	0	0	0/0	
AUGUST TOTALS				0-0	4.2	6	2	2	6	5	3.86 ERA	
POST-ASG TOTALS				0-0	4.2	6	2	2	6	5	3.86 ERA	
SEASON TOTALS				0-0	9.0	17	8	8	1	9	8.00 ERA	



# BOBBY KEPPEL

RIGHTHANDED PITCHER

44

Height: 6-5      Weight: 215  
 Bats: R      Throws: R  
 Born: 6/11/82 in St. Louis, MO  
 Resides: St. Charles, MO  
 Acquired: Signed as free agent, 12/15/08  
 M.L. Service: 49 days  
 Contract Status: Signed thru 2009



**PERSONAL:** Robert Griffin Keppel...wife Suzanne (Heil)...daughter Caeli (10/22/07)...2000 graduate of De Smet Jesuit (MO) High School...named All-State in basketball and baseball as both a junior and senior...named 2000 Missouri State High School Athlete of the Year.

**2009:** Started the season at Triple-A Rochester...made 20 appearances out of the bullpen and three starts for the Red Wings...did not allow an earned run in 10 consecutive appearances (18.1 ip), April 26-May 25...recorded first win with 2.2 scoreless innings of relief, May 14 vs. Indianapolis...recorded first save, May 21 at Norfolk...moved to the starting rotation and went 1-2, 2.57 (21.0 ip, 6 er) in three starts before being recalled by Minnesota, June 22...appeared in his first game with the Twins, tossing 4.0 scoreless innings, June 27 at St. Louis...did not allow a run in his first four appearances (11.1 ip), June 27-July 8...struckout four of his six batters faced (2.0 ip), August 15 vs. Cleveland...posted a 2.84 ERA (12.2 ip, 4 er) in 11 September appearances...did not allow a home run in 17 consecutive appearances, August 4-September 21...recorded his first Major League win in the 163rd tie-breaker game, October 6 vs. Detroit, tossing 1.1 scoreless innings of relief, allowing one hit.

**2008:** Spent entire season at Triple-A Albuquerque...won three consecutive starts, May 7-18...tied season-high seven strikeouts, June 14 vs. Omaha...tossed complete game shutout, allowing eight hits, with no walks and five strikeouts, September 1 at Round Rock...led the Pacific Coast League in shutouts, was third in starts and fourth in innings pitched.

**2007:** Began season at Triple-A Colorado Springs...contract selected April 21...season-high 2.0 innings, April 23 at New York (NL)...designated for assignment, April 30...outrighted to Colorado Springs, May 2...won four straight starts, June 9-July 2...disabled with right groin strain, June 10-22...signed by Florida as free agent, November 5.

**2006:** Began season with Triple-A Omaha...contract selected and made Major League debut, May 25 vs. Detroit...made first career start, June 2 at Seattle, allowing two runs on six hits in 6.2 innings...career-high 8.0 innings, June 7 vs. Texas...tied career-high four strikeouts, June 23 vs. Milwaukee...signed by Colorado as free agent, November 10.

**2005:** Missed the majority of the season with tendinitis in right shoulder...placed on disabled list, May 5...released by New York (NL), May 19...signed by Kansas City as free agent, August 23.

**2004:** Began season with Triple-A Norfolk...disabled with right chest strain, April 8-May 12...transferred to Single-A St. Lucie, May 11...transferred back to Norfolk, May 21...disabled with tendinitis in right shoulder, August 5-22.

**2003:** Spent entire season at Double-A Binghamton...disabled with strained right forearm, May 8-July 3...tossed a no-hitter, allowing three walks with one strikeout and a hit batter, facing 30 hitters, August 2 vs. Portland...led Eastern League in shutouts and was third in complete games.

**2002:** Spent entire season with Single-A St. Lucie...made 26 starts, the fourth most in the Florida State League...had 13 quality starts.

**2001:** Spent entire season with Single-A Columbia of the South Atlantic League.

**2000:** Made professional debut with Rookie Level Kingsport...earned first professional win, July 26.

**PROFESSIONAL:** New York Mets' 1st round supplemental pick (36th overall) in 2000 First-Year Player Draft...signed by scout Larry Chase.

## KEPPEL'S FIELDING RECORD

POSITION	PCT	G	PO	A	E	TC	DP	PB
Pitcher	1.000	49	6	14	0	20	2	—

## KEPPEL'S BATTING RECORD

BATTING	AVG	G	AB	R	H	2B	3B	HR	RBI	SH	SF	HB	BB	SO	SB	CS	E	OBP
Career	.000	49	2	0	0	0	0	0	0	0	0	0	1	1	0	0	0	.333

Last Home Run: None.

## KEPPEL'S GAME HIGHS

2009										CAREER									
IP: 4.0, 6/27 at StL.	Walks: 3, 6/27 at StL.									IP: 8.0, 6/2/06 at Sea.	Walks: 3, 6/27/09 at StL.								
SO: 4, 8/15 vs. Cle.	CG: - -									SO: 4, 3x, last 8/15/09 vs. Cle.	CG: - -								
Win-Streak: - -	Low-Hit: - -									Win-Streak: - -	Low-Hit: - -								



KEPPEL'S PITCHING RECORD																			
YEAR CLUB	W-L	ERA	G	GS	CG	SH	SV	IP	H	R	ER	HR	HB	BB	SO	WP	BK	BAA	
2000 Kingsport	1- 2	6.83	8	6	0	0	0	29.0	31	22	22	1	4	13	29	6	0	.261	
2001 Columbia	6- 7	3.11	26	20	1	0	0	124.1	118	58	43	6	14	25	87	7	0	.249	
2002 St. Lucie	9- 7	4.32	27	26	0	0	0	152.0	162	83	73	13	16	43	109	12	1	.277	
2003 Binghamton	7- 4	3.04	18	17	2	2	0	94.2	92	36	32	6	6	27	46	3	1	.264	
Brooklyn	2- 0	2.51	3	3	0	0	0	14.1	10	5	4	0	2	2	13	0	0	.189	
2004 St. Lucie	1- 1	0.90	2	2	0	0	0	10.0	7	2	1	0	0	2	6	0	0	.206	
Norfolk	3- 7	4.71	17	16	1	0	0	93.2	111	51	49	8	9	22	42	2	1	.311	
2005 Norfolk	2- 1	3.29	5	5	0	0	0	27.1	24	11	10	0	4	6	19	1	0	.238	
2006 Omaha	6- 7	5.67	25	14	0	0	1	98.1	126	73	62	12	1	28	43	8	1	.318	
KANSAS CITY	0- 4	5.50	8	6	0	0	0	34.1	45	21	21	6	1	15	20	0	0	.326	
2007 Colorado Springs	8-10	5.48	26	23	0	0	0	138.0	162	95	84	14	10	60	64	6	1	.298	
COLORADO	0- 0	11.25	4	0	0	0	0	4.0	6	5	5	1	0	3	1	0	0	.353	
2008 Albuquerque	9-11	5.99	28	27	1	1	0	159.1	208	120	106	26	7	57	85	8	0	.323	
2009 Rochester	3- 3	2.43	23	3	1	0	0	55.2	51	18	15	1	3	13	28	3	0	.245	
MINNESOTA	1- 1	4.83	37	0	0	0	0	54.0	63	30	29	4	5	21	32	2	0	.297	
Minor League Totals	57-60	4.52	208	162	6	3	1	996.2	1102	574	501	87	76	298	571	56	5	.285	
National League Totals	0- 0	11.25	4	0	0	0	0	4.0	6	5	5	1	0	3	1	0	0	.353	
American League Totals	1- 5	5.09	45	6	0	0	0	88.1	108	51	50	10	6	36	52	2	0	.309	
Major League Totals	1- 5	5.36	49	6	0	0	0	92.1	114	56	55	11	6	39	53	2	0	.311	

KEPPEL'S DAY-BY-DAYS												
Date	Opp.	Score	Dec.	IP	H	R	ER	HR	BB	SO	Left Game or IR/IRS	
6/27	@StL.	3-5	ND	4.0	2	0	0	0	3	3	0/0	
6/30	@K.C.	2-1	ND	2.1	1	0	0	0	1	3	0/0	
JUNE TOTALS				0-0	6.1	3	0	0	4	6	0.00 ERA	
7/ 3	Det.	9-11	ND	1.1	1	0	0	0	0	0	0/0	
7/ 8	NY.	3-4	ND	3.2	2	0	0	0	1	0	2/0	
7/12	CWS.	13-7	ND	1.0	2	1	1	0	1	0	0/0	
PRE-ASG TOTALS				0-0	12.1	8	1	1	0	6	6	0.73 ERA
7/17	@Tex.	5-3	ND	2.0	0	0	0	0	0	3	0/0	
7/19	@Tex.	3-5	ND	1.2	0	0	0	0	1	1	2/1	
7/20	@Oak.	13-14	ND	0.0	2	3	3	1	1	0	3/3	
7/23	@LAA.	5-6	ND	0.2	2	1	1	0	0	0	0/0	
7/25	@LAA.	5-11	ND	2.0	2	0	0	0	1	1	0/0	
7/28	CWS.	5-3	ND	1.0	2	2	2	0	2	0	1/0	
7/31	LAA.	5-11	L	0.0	2	3	3	0	1	0	0/0	
JULY TOTALS				0-1	13.1	15	10	10	1	8	5	6.75 ERA
8/ 1	LAA.	6-11	ND	2.2	5	2	2	2	1	1	0/0	
8/ 4	@Cle.	10-1	ND	1.0	2	1	1	0	1	0	0/0	
8/ 5	@Cle.	1-8	ND	1.0	1	1	1	0	1	0	1/1	
8/ 9	@Det.	7-8	ND	2.2	4	0	0	0	0	1	1/0	
8/11	K.C.	6-14	ND	2.2	4	3	3	0	0	3	3/0	
8/15	Cle.	3-7	ND	2.0	0	0	0	0	0	4	0/0	
8/17	@Tex.	5-8	ND	3.1	2	0	0	0	0	3	0/0	
8/20	@Tex.	1-11	ND	0.0	3	3	3	0	0	0	1/1	
8/22	@K.C.	8-7	ND	0.2	2	2	2	0	1	1	0/0	
8/23	@K.C.	10-3	ND	1.0	0	0	0	0	0	0	0/0	
8/25	Bal.	7-6	ND	2.1	3	1	1	0	0	1	3/0	
AUGUST TOTALS				0-0	19.1	26	13	13	2	4	14	6.05 ERA
9/ 4	@Cle.	2-5	ND	1.0	0	0	0	0	0	0	0/0	
9/ 7	@Tor.	6-3	ND	0.2	1	0	0	0	0	0	2/1	
9/ 8	@Tor.	3-6	ND	1.1	1	0	0	0	0	2	1/0	
9/11	Oak.	5-12	ND	1.1	2	2	2	0	2	0	0/0	
9/13	Oak.	8-0	ND	1.0	1	0	0	0	0	1	0/0	
9/20	Det.	2-6	ND	1.0	1	0	0	0	0	0	0/0	
9/21	@CWS.	7-0	ND	1.0	0	0	0	0	0	0	0/0	
9/23	@CWS.	8-6	ND	1.2	2	2	2	1	0	1	1/0	
9/26	@K.C.	11-6	ND	1.0	2	1	0	0	0	1	0/0	
9/27	@K.C.	1-4	ND	1.2	0	0	0	0	1	0	1/0	
9/29	@Det.	5-6	ND	1.0	3	0	0	0	0	0	3/2	
10/2	K.C.	10-7	ND	1.0	3	2	2	0	0	1	0/0	
10/4	K.C.	13-4	ND	0.0	2	0	0	0	0	0	0/0	
10/6	Det.	6-5	W	1.1	1	0	0	0	2	1	0/0	
SEPT./OCT. TOTALS				1-0	15.0	19	7	6	1	5	7	3.60 ERA
POST-ASG TOTALS				1-1	41.2	55	29	28	4	15	26	6.05 ERA
SEASON TOTALS				1-1	54.0	63	30	29	4	21	32	4.83 ERA



# JASON KUBEL

## OUTFIELDER

# 16

Height: 6-0  
Bats: L  
Born: 5/25/82 in Belle Fourche, SD  
Resides: Palmdale, CA  
Acquired: 12th round, 2000 First-Year Player Draft  
M.L. Service: 4 years, 9 days  
Contract Status: Signed thru 2010



**PERSONAL:** Jason James Kubel...wife Blake (Tonkin)...son Owen (1/23/08)...2000 graduate of Highland (CA) High School...named to All-Golden League First Team in 1998-2000...his brother-in-law, Michael Tonkin, was the Twins 30th round draft selection in 2008.

**2009:** Had back-to-back four hit games, April 17 and 18 vs. Los Angeles...hit for the cycle, April 17, finishing the cycle with a grand slam in the eighth inning, capping off a seven-run inning and giving the Twins an 11-9 lead...became the third player in the last 100 years to finish a cycle with a grand slam...the others were the Yankees' Tony Lazzeri in 1932 and the Athletics' Miguel Tejada in 2001...third career two-homer game, April 25 at Cleveland...collected 16 rbi and four home runs in 20 games in April...hit safely in six straight games, batting .458 (11-for-24), May 12-17...finished May hitting .329 (28-for-85)...had fourth career two-homer game and season-high six rbi, June 4 vs. Cleveland...season-high 11-game hit-streak, hitting five home runs and collecting five rbi, June 9-20...hit eight home runs in June, only three other Twins over the last 20 years have hit at least eight home runs during June (Chili Davis - 10 in 1991, Torii Hunter - 8 in 2005, and Justin Morneau - 10 in 2006)...finished the first-half, batting .311 (85-for-273) with 14 home runs and 45 rbi in 77 games...hit .375 (14-for-50) with five home runs and 16 rbi in a 12 games span from July 9-25...went 3-for-4 with a home run and five rbi, August 14 vs. Cleveland...homered in consecutive games, August 30 vs. Texas and 31 vs. Chicago (AL)...fifth career two-homer game (both three-run shots), October 4 vs. Kansas City...tied a season-high with six rbi in that same game and picked up his 100th rbi of the season...named American League Co-Player of the Week along with teammate Delmon Young, September 28-October 5, batting .423 (11-for-26), with two doubles, three home runs, five runs scored, 12 rbi and four multi-hit games...hit his 28th, and final, home run of the season in the 163rd game/tiebreaker game, October 6 vs. Detroit...batted .331 (81-for-245) with 20 doubles, 14 home runs and 56 rbi in 67 games vs. AL Central opponents (.356, 7 HR, 17 RBI vs. CLE)...26 of his 28 home runs were hit off right-handed pitching...finished eighth in the American League in slugging percentage (.539) and tied for eighth in rbi (103)...batted .322 off right-handed pitching, seventh-best in the AL...his 5.0 at-bats-per-rbi ratio was good for fourth in the AL...was one of just seven players in the Majors to finish with at least 25 home runs, at least 35 doubles, over 100 rbi and a batting average of .300-or-higher...he is one of just three players in club history have recorded those same numbers in one season, Justin Morneau in 2006 and Larry Hise in 1977 were the others.

**2008:** Hit third career grand slam (first of season) and had season-high six rbi, April 9 at Chicago (AL)...was 7-for-20 (.350) in five games, April 12-16...had four-game hit-streak, going 6-for-15 (.400), April 19-23...hit first career pinch-hit home run, May 13 vs. Toronto...fourth career grand slam (second of season), May 25 at Detroit...hit safely in 15 of 17 games, going 21-for-61 (.344) with six home runs, 13 rbi and 19 runs scored, June 8-June 29...hit .312 (24-for-77) with six home runs and 15 rbi in 23 June games...hit go-ahead three-run homer on July 31 vs. Chicago (AL) off Octavio Dotel in the seventh inning...second career four-hit game and first career two-homer game, August 5 at Seattle...had eight hits in 10 at-bats with one home run, six rbi and five runs scored in a three-game series vs. Seattle from August 15-17...finished August hitting .326 (28-for-68) with three home runs and 13 rbi in 25 games...went 3-for-4 with two home runs (second career two homer game), a triple, three runs scored and three rbi, September 23 vs. Chicago (AL)...became the first Twin to hit two homers and a triple in the same game since Rich Becker on July 13, 1996...set career-highs in several offensive categories, including home runs (20), rbi (78), runs scored (74), hits (126), walks (47), triples (5), batting average (.273), on-base percentage (.335) and slugging percentage (.472).

**2007:** Spent the entire season with the Twins...hit safely in five of six games, going 5-for-16 (.313), April 4-12...was 7-for-22 (.318) in five games, April 28-May 3...was 8-for-20 (.400) in five games, May 10-15...hit first home run since July 25, 2006, a span of 172 at-bats, May 15 at Cleveland...hit safely in six of seven games, going 9-for-23 (.391), June 18-27...had five-game hit-streak, going 7-for-14 (.500), July 3-6...second career grand slam and career-high seven rbi, July 6 at Chicago (AL), marked the 15th time in Twins history a player drove in seven-or-more runs...in 22 games from August 2-September 19, hit .351 (27-for-77) with 16 runs, 11 doubles, 11 walks, three home runs and 16 rbi...went 3-for-4 with two doubles, September 19 vs. Chicago (AL), marked his fourth game with two doubles...set career-highs in virtually every offensive category.

**2006:** Began season with Minnesota...optioned April 16...recalled May 23...had career-high eight-game hit-streak, going 14-for-36 (.389), June 6-15...had game-winning walk-off grand slam (first career) in 12th inning and career-high fourth rbi, June 13 vs. Boston...homered in three consecutive games, June 13-15...hit safely in five of six games, going 8-for-21 (.381), June 17-24...first career four-hit game, July 1 vs. Milwaukee...recorded his third three-hit game of the season July 14 vs. Cleveland.

**2005:** Missed entire season recovering from surgery on left knee...rated second best prospect in the Twins' organization by *Baseball America* heading into the 2006 season.

**2004:** Began season at Double-A New Britain...had 10-game hit-streak, going 21-for-41 (.512), April 8-19...hit safely in 11 of 12 games, going 18-for-45 (.400), April 23-May 5...hit safely in 30 of 37 games...promoted to Triple-A Rochester, May 21...had 10-game hit-streak, going 15-for-39 (.385), May 21-30...Twins' Minor League Player of the Month for May...hit safely in 13 of 14 games, going 24-for-60 (.400), June 4-17...hit safely in nine consecutive games, going 16-for-37 (.432), July 3-16...played for United States Team in Futures Game, July 11 at Houston...International League Player of the Week, July 20-26...homered in three consecutive games, July 19-20...had 11-game hit-streak, going 19-for-45 (.422), August 4-14...Twins' Minor League Player of the Week, August 7-13...homered in consecutive games, August 17-18...had second two-homer game of season, August 20 vs. Pawtucket...named *Tops' International League Player of the Month* for August...led league in batting...named

### KUBEL'S GAME HIGHS

#### 2009

Hits: 4, 2x, last 4/18 vs. LAA.  
RBI: 6, 2x, last 10/4 vs. K.C.  
Grand Slams: 1, 4/17 vs. LAA.

HR: 2, 3x, last 10/4 vs. K.C.  
Hit Streak: 11, 6/9-20



#### CAREER

Hits: 4, 5x, last 4/18/09 vs. LAA.  
RBI: 7, 7/6/07 at CWS.  
Grand Slams: 5, last 4/17/09 vs. LAA.

HR: 2, 5x, last 10/4/09 vs. K.C.  
Hit Streak: 11, 6/9-20/09

to International League Postseason All-Star team and International League Rookie of the Year...recalled and made Major League debut as pinch hitter, August 31 vs. Texas...doubled off Mike Wood for first Major League hit, September 4 vs. Kansas City...season-high three-game hit-streak, going 6-for-11 (.545), September 18-22...hit first Major League homer off Jon Garland, September 21 at Chicago...homered in consecutive games, September 21-22...tied season-high three hits and two rbi, September 29 at New York (AL)...was fourth among all minor leaguers in batting...named to *Baseball America's* Minor League All-Star First Team, rated second Best Prospect in Eastern League and fourth Best Prospect in International League by *Baseball America*...played for Grand Canyon in the Arizona Fall League...suffered torn anterior cruciate and posterior cruciate ligaments in left knee, October 12...ranked second best prospect in the Twins' organization by *Baseball America* heading into the 2005 season.

**2003:** Hit safely in 9 of 11 games, going 16-for-44 (.364), April 7-20...season-high 13-game hit-streak, going 20-for-50 (.400), April 29-May 16...homered in consecutive games, May 5-6...was 16-for-35 (.457) in nine games, June 11-26...played in Florida State League All-Star Game, June 14 at Ft. Myers...hit safely in 11 of 12 games, June 28-July 12...tied season-high four rbi, August 5 vs. Lakeland...tied season-high four hits, August 22 at Dunedin...led club in doubles, rbi and walks and was second in hits and total bases...tied for second in league in rbi and was fourth in batting...led all minor leaguers in sacrifice flies...named to Florida State League Postseason All-Star team...rated 17th best prospect and best outfield arm in Florida State League by *Baseball America*...named to *Baseball America's* High Single-A All-Star team...rated eighth best prospect in the Twins' organization by *Baseball America* heading into the 2004 season.

**2002:** Had 14-game hit-streak, going 16-for-53 (.302), April 5-May 6...reached base safely in 28 consecutive games, April 5-May 22...disabled with ligament strain in right hand, April 26-May 6...was 16-for-36 (.444) in 12 games, May 8-20...hit safely in 11 of 12 games, going 18-for-45 (.400), June 15-July 2...had two-homer game, July 5 at Dayton...homered in consecutive games, July 26-27...Twins' Minor League Player of the Week, going 12-for-24 (.500), July 27-August 2...tied season-high 14-game hit-streak, going 23-for-53 (.434), July 26-August 8...had three-homer game and season-high six rbi, August 12 at West Michigan...had four homers in two games, August 12-13...Midwest League Player of the Week, August 12-18...homered in consecutive games, August 16-17...had eight-game hit-streak, August 20-28...tied season-high three hits, August 31 vs. Lansing...Twins' Minor League Player of the Month for August, going 39-for-117 (.333)...led club in batting, hits, doubles, triples, homers, rbi and slugging percentage and was second in walks and on-base percentage...was third in league in batting and slugging percentage (.521)...named to Midwest League Postseason All-Star team...named to SportsTicker's All-Teen team and *Baseball America's* Low Single-A All-Star team...rated 37th best outfield prospect in all minor leagues by *Baseball America*...rated eighth best prospect in the Twins' organization by *Baseball America* heading into the 2003 season.

**2001:** Season-high seven-game hit-streak, going 13-for-27 (.481), July 3-12...season-high five rbi, July 5 at GCL Rangers...tied season-high three hits, July 10 at GCL Pirates...played in GCL All-Star Game, August 11 at St. Petersburg...hit safely in 8 of 10 games, going 13-for-37 (.351), July 28-August 10...led club in rbi and was second in walks.

**2000:** Had five-game hit-streak, going 9-for-22 (.409), July 16-21...tied season-high three hits, July 17 at GCL Red Sox...season-high three rbi, July 19 vs. GCL Rangers...tied season-high five-game hit-streak, July 29-August 3.

**PROFESSIONAL:** Signed by scout Bill Mele.

		KUBEL'S PLAYING RECORD																	
YEAR	TEAM	AVG	G	AB	R	H	2B	3B	HR	RBI	SH	SF	HB	BB	SO	SB	CS	E	OBP
2000	GCL Twins	.282	23	78	17	22	3	2	0	13	1	1	1	10	9	0	0	0	.367
2001	GCL Twins	.331	37	124	14	41	10	4	1	30	0	2	2	19	14	3	2	1	.422
2002	Quad Cities	.321	115	424	60	136	26	4	17	69	2	3	1	41	48	3	5	3	.380
2003	Ft. Myers	.298	116	420	56	125	20	4	5	82	0	13	1	48	54	4	6	2	.361
2004	New Britain	.377	37	138	25	52	14	4	6	29	0	1	1	19	19	0	2	4	.453
	Rochester	.343	90	350	71	120	28	0	16	71	1	4	1	34	40	16	3	2	.398
	MINNESOTA	.300	23	60	10	18	2	0	2	7	0	1	0	6	9	1	1	0	.358
2005	MINNESOTA	INJURED - DID NOT PLAY																	
2006	MINNESOTA	.241	73	220	23	53	8	0	8	26	2	1	0	12	45	2	0	2	.279
	Rochester	.283	30	120	18	34	7	2	4	22	0	2	0	12	23	2	0	0	.343
2007	MINNESOTA	.273	128	418	49	114	31	2	13	65	1	5	1	41	79	5	0	2	.335
2008	MINNESOTA	.272	141	463	74	126	22	5	20	78	0	7	0	47	91	0	1	3	.335
2009	MINNESOTA	.300	146	514	73	154	35	2	28	103	0	5	3	56	106	1	1	0	.369
Minor League Totals		.320	448	1654	261	530	108	20	49	316	4	26	7	183	207	28	18	12	.385
Major League Totals		.278	511	1675	229	465	98	9	71	279	3	19	4	162	330	9	3	7	.339

KUBEL'S FIELDING RECORD								
POSITION	PCT	G	PO	A	E	TC	DP	PB
Outfield	.984	479	414	7	7	428	4	—

KUBEL'S DIVISION SERIES RECORD																			
YEAR	OPPONENT	AVG	G	AB	R	H	2B	3B	HR	RBI	SH	SF	HB	BB	SO	SB	CS	E	OBP
2004	New York (AL)	.143	2	7	0	1	1	0	0	0	0	0	0	0	2	0	0	0	.143





# FRANCISCO LIRIANO 47

## LEFTHANDED PITCHER

Height: 6-2 Weight: 225  
Bats: L Throws: L  
Born: 10/26/83 in San Cristobal, DR  
Resides: Miami, FL  
Acquired: Trade with San Francisco, 11/14/03  
M.L. Service: 2 years, 104 days  
Contract Status: Signed thru 2009



**PERSONAL:** Francisco Casillas Liriano...wife Johanna (Guance)...son Kevin (4/4/08)...1999 graduate of Americo Pere (DR) High School.

**2009:** Was the Twins' Opening Day starter for the first time in his career, April 6 vs. Seattle...lost each of his first four starts, posting an ERA of 7.06 (21.2 ip, 17 er) in those starts...won two straight, May 4-9, including throwing 7.1 innings on May 4 at Detroit, allowing two runs on four hits and nine strikeouts...won consecutive starts, June 23 at Milwaukee and June 28 at St. Louis...recorded his fifth win of season, allowing one run on three hits in 7.0 innings, August 12 vs. Kansas City...placed on the 15-day disabled list, August 18 with arm fatigue...reinstated, September 9...pitched in six games (one start) upon his return, going 0-1, 5.79 (9.1 ip, 6 er).

**2008:** Made one start at Single-A Ft. Myers before being promoted to Triple-A Rochester, April 4...recalled April 12...was 0-3, 11.32 in three starts before being optioned to Rochester, April 25...named International League Pitcher of the Week, June 30-July 6, going 2-0, 0.00 with just seven hits allowed in 13.0 innings with 16 strikeouts...pitched 26.2 consecutive scoreless innings from June 30-July 17...went 5-0, 1.21 (34.0 ip, 5 er) with five walks and 42 strikeouts in five July starts at Rochester and named the *Topps* Player of the Month...went 10-0, 2.67 (70.2 ip, 21 er) in his last 11 starts...struck out a total of 51 batters in his final six starts...recalled on August 1 and made a start in place of Livan Hernandez on August 3 vs. Cleveland, earned the win by tossing 6.0 shutout innings, giving up just three hits, walking three and striking out five...finished the month of August with the second lowest ERA (1.23) in the Majors (minimum of five starts), behind CC Sabathia's 1.12 and the fourth lowest batting-average-against with .191...season-high nine strikeouts on September 5 vs. Detroit...pitched 8.0 innings on September 11 vs. Kansas City, getting the no-decision after allowing two runs on six hits...earned his sixth win of the season and extended his personal six-game win-streak, tossing 7.0 innings allowing just one run on five hits, September 21 at Tampa Bay...pitched 7.0-plus innings in four of his last six starts...held lefthanded batters to a .217 batting average with one home run while righties hit .266 with six home runs...posted a record of 4-2, 2.76 (42.1 ip, 13 er) in seven home starts, while going 2-2, 5.35 (33.2 ip, 20 er) in seven road starts...seven quality starts in 14 chances...led the Twins' organization in wins (16), strikeouts (188), innings pitched (199.1) and starts (34).

**2007:** Missed entire season recovering from "Tommy John" surgery on left elbow.

**2006:** Did not allow a run in six of seven appearances (all in relief), going 1-0, 0.79 (11.2 ip, 1 er), April 5-25...was 0-0, 2.25 (8.0 ip, 2 er) in four relief appearances, May 3-13...won three consecutive starts, going 3-0, 0.56 (16.0 ip, 1 er), May 19-31...went 3-0 with a 1.13 ERA (24.0 ip, 3 er) and 26 strikeouts in May...had career-high six-game win-streak, going 6-0, 1.23 (44.0 ip, 6 er), June 11-July 8...had first career 10-plus strikeout game (11), June 16 at Pittsburgh...named American League Rookie of the Month for June and July, becoming the second player in history to win the award in consecutive months (Ichiro, 2001)...second career 10-plus strikeout game (12), July 2 vs. Milwaukee...was named to his first All-Star game after going into the break with a record of 10-1 and a 1.83 ERA...he became just the second rookie to head into the All-Star break with at least 10 wins and a sub-2.00 ERA, the other was Jerry Koosman of the Mets in 1968 (11-4, 1.94)...third career 10-plus strikeout game (10), July 23 at Cleveland...tied career-high 12 strikeouts (fourth career 10-plus strikeout game), July 28 vs. Detroit...disabled with strained ulnar collateral ligament in left elbow, August 10-September 11...made a rehab start in Rochester's first round playoff game, September 9...did not allow a hit or a run in 3.0 innings while striking out four and walking one...made a start September 13 vs. Oakland and lasted just 2.0 innings after experiencing pain in his left elbow...was shut down for the rest of the season...finished the season allowing just one home run to lefties with a .202 batting-average-against...set the Twins All-Time rookie strikeout record with 144, breaking Bert Blyleven's mark of 135 in 1970...ranked among Major League leading rookies in strikeouts (1st), ERA (2nd), wins (2nd), batting-average-against (2nd) and innings (5th)...finished third in the American League Rookie of the Year voting with 30 points (recording one first place vote), behind Justin Verlander (Detroit) and Jonathan Papelbon (Boston)...won Bill Boni Award as Twins' Outstanding Rookie...had "Tommy John" surgery on left elbow, November 6.

**2005:** Began season at New Britain...had 11 strikeout game, April 18 vs. Reading...was 0-1, 2.57 (28.0 ip, 8 er) in four starts, May 4-21...had back-to-back 10 strikeout games, May 15 vs. Akron and May 21 at Erie...pitched 6-plus innings in 9 of 13 starts...promoted to Rochester, June 17...pitched 6-plus innings in 10 consecutive starts, June 20-August 9...played for World Team in Futures Game, July 10 at Detroit...did not allow an earned run in five of six starts, July 14-August 9...International League Pitcher of the Week, July 18-24...had seven-game win-streak, going 7-0, 1.00 (54.0 ip, 6 er) in eight starts, July 19-August 25...Twins' Minor League Player of the Week, July 23-29...Twins' Minor League Pitcher of the Month for July, going 4-1, 1.03 (35.0 ip, 4 er) with 10 walks and 37 strikeouts in five starts...*Topps* International League Pitcher of the Month for July...had four 10-plus strikeout games on season...International League Pitcher of the Week, August 1-7...named International League Rookie of the Year and *USA Today* Minor League Player of the Year...recalled September 2...made Major League debut in relief, September 5 vs. Texas...made first career start, September 14 at Detroit...recorded first Major League win, season-high 7.0 innings and tied season-high eight strikeouts, September 30 vs. Detroit...led all minor league pitchers in strikeouts...named to *Baseball America's* Minor League All-Star team, Triple-A All-Star team and Triple-A Player of the Year...rated Best Prospect in Eastern League and Best Pitching Prospect and Second Best Prospect in International League by *Baseball America*...ranked the top prospect in the Twins' organization by *Baseball America* heading into the 2006 season.

**2004:** Began season at Ft. Myers...Florida State League Pitcher of the Week, April 19-25...was 2-1, 1.90 (23.2 ip, 5 er) in four starts, April 19-May 6...Twins' Minor League Player of the Week, May 22-28...selected to Florida State League All-Star team, June 12 at St. Lucie...had three-

### LIRIANO'S GAME HIGHS

#### 2009

IP: 7.1, 5/4 at Det.  
SO: 9, 5/4 at Det.  
Win-Streak: 2, 2x, last 6/23-28

Walks: 6, 5/15 at NYY.  
CG: --  
Low-Hit: --



#### CAREER

IP: 8.2, 7/18/06 vs. T.B.  
SO: 12, 2x, last 7/28/06 vs. Det.  
Win-Streak: 6, 2x, last 8/3-9/21/08

Walks: 6, 5/15/09 at NYY.  
CG: --  
Low-Hit: --

game win-streak, going 3-0, 2.21 (20.1ip, 5 er), July 14-24...season-high 12 strikeouts, July 19 at Brevard County...pitched 6-plus innings in 11 of 21 starts...promoted to New Britain, August 2...tied season-high three-game win-streak, August 27-September 6...tied season-high 8.0 innings, September 1 at Harrisburg...rated 11th Best Prospect in Florida State League by *Baseball America* and fifth best prospect in the Twins' organization by *Baseball America* heading into the 2005 season.

**2003:** Disabled with left lat strain, April 6-May 25 and June 18-September 15...acquired from San Francisco along with pitchers Joe Nathan and Boof Bonser in exchange for catcher A.J. Pierzynski and cash, November 14.

**2002:** Disabled with left elbow strain, April 25-May 9...was 2-1, 0.64 (28.0 ip, 2 er) in five starts, May 10-June 11...disabled with blister on left hand, May 22-30...named *Howe Sportsdata's* South Atlantic League Player of the Week, June 7-13...season-high 8.0 innings, June 11 at Charleston...season-high 10 strikeouts, July 11 vs. Delmarva...disabled with left shoulder strain, July 24-September 19...had .210 (61-for-291) batting-average-against, with lefthanders batting .203 (14-for-69) with two homers and righthanders batting .212 (47-for-222) with four homers...rated fourth best prospect in the Giants' organization by *Baseball America* heading into the 2003 season.

**2001:** Began season at AZL Giants...season-high three-game win-streak, July 2-12...was 2-1, 2.81 (16.0 ip, 5 er) in four starts, August 7-22...was second in league in starts, innings pitched and strikeouts...promoted to Salem-Keizer, August 25...tied season-high 6.0 innings and season-high 10 strikeouts, September 4 at Eugene.

**PROFESSIONAL:** Signed by San Francisco as non-drafted free agent, September 9, 2000...signed by scout Rick Ragazzo.

LIRIANO'S PITCHING RECORD																				
YEAR	CLUB	W-L	ERA	G	GS	CG	SH	SV	IP	H	R	ER	HR	HB	BB	SO	WP	BK	BAA	
2001	AZL Giants	5- 4	3.63	13	12	0	0	0	62.0	51	26	25	3	1	24	67	6	3	.232	
	Salem-Keizer	0- 0	5.00	2	2	0	0	0	9.0	7	5	5	2	0	1	12	0	0	.206	
2002	Hagerstown	3- 6	3.49	16	16	0	0	0	80.0	61	45	31	6	0	31	85	4	0	.210	
2003	San Jose	0- 1	54.00	1	1	0	0	0	0.2	5	4	4	0	0	2	0	1	0	.714	
	AZL Giants	0- 1	4.32	4	4	0	0	0	8.1	5	4	4	1	0	6	9	1	1	.192	
2004	Ft. Myers	6- 7	4.00	21	21	0	0	0	117.0	118	56	52	6	0	43	125	6	2	.269	
	New Britain	3- 2	3.18	7	7	0	0	0	39.2	45	14	14	4	2	17	49	3	0	.287	
2005	New Britain	3- 5	3.64	13	13	0	0	0	76.2	70	36	31	6	2	26	92	4	1	.242	
	Rochester	9- 2	1.78	14	14	0	0	0	91.0	56	25	18	4	0	24	112	2	1	.177	
	MINNESOTA	1- 2	5.70	6	4	0	0	0	23.2	19	15	15	4	0	7	33	0	0	.221	
	MINNESOTA	12- 3	2.16	28	16	0	0	1	121.0	89	31	29	9	1	32	144	9	1	.205	
2007	MINNESOTA	INJURED - DID NOT PLAY																		
2008	Ft. Myers	0- 1	6.75	1	1	0	0	0	5.1	6	4	4	0	0	2	8	0	0	.300	
	Rochester	10-2	3.28	19	19	0	0	0	118.0	102	44	43	8	3	31	113	4	0	.231	
	MINNESOTA	6- 4	3.91	14	14	0	0	0	76.0	74	40	33	7	1	32	67	3	0	.254	
2009	MINNESOTA	5-13	5.80	29	24	0	0	0	136.2	147	93	88	21	6	65	122	5	1	.279	
Minor League Totals		39-31	3.42	111	110	0	0	0	607.2	526	263	231	40	8	207	672	31	8	.235	
Major League Totals		24-22	4.16	77	58	0	0	1	357.1	329	179	165	41	8	136	366	17	2	.246	

LIRIANO'S FIELDING RECORD								
POSITION	PCT	G	PO	A	E	TC	DP	PB
Pitcher	.977	77	8	35	1	44	3	—

LIRIANO'S BATTING RECORD																	
BATTING	AVG	G	AB	R	H	2B	3B	HR	RBI	SH	SF	HB	BB	SO	SB	CS	E
Career	.100	77	10	0	1	0	0	0	1	2	0	0	1	6	0	0	1
Last Home Run: None.																	

LIRIANO'S ALL-STAR GAME RECORD																	
YEAR	HOST	W-L	ERA	G	GS	CG	SH	SV	IP	H	R	ER	HR	HB	BB	SO	WP
2006	Pittsburgh	0- 0	0.00	0	0	0	0	0	0.0	0	0	0	0	0	0	0	0

LIRIANO'S WORLD BASEBALL CLASSIC RECORD																	
YEAR	CLUB	W-L	ERA	G	GS	CG	SH	SV	IP	H	R	ER	HR	HB	BB	SO	WP
2006	Dominican Rep.	0- 0	1.69	2	0	0	0	0	5.1	3	2	1	0	0	3	8	0

LIRIANO'S DAY-BY-DAYS											
Date	Opp.	Score	Dec.	IP	H	R	ER	HR	BB	SO	Left Game or IR/RS
4/ 6	Sea.	1-6	L	7.0	4	4	4	2	0	3	Trailing 4-1
4/11	@CWS.	0-8	L	4.2	6	5	5	0	4	3	Trailing 5-0
4/16	Tor.	2-9	L	6.0	7	2	1	0	1	5	Trailing 2-1
4/22	@Bos.	3-7	L	4.0	4	7	7	1	4	6	Trailing 7-2
4/28	T.B.	4-3	ND	6.2	7	2	2	0	2	3	Trailing 3-2
<b>APRIL TOTALS</b>			<b>0-4</b>	<b>28.1</b>	<b>28</b>	<b>20</b>	<b>19</b>	<b>3</b>	<b>11</b>	<b>20</b>	<b>6.04 ERA</b>
5/ 4	@Det.	7-2	W	7.1	4	2	2	1	3	9	Leading 6-1
5/ 9	Sea.	9-6	W	5.0	6	5	5	1	2	4	Leading 9-5
5/15	@NYY.	4-5	ND	6.0	4	1	1	1	6	6	Leading 4-1
5/20	@CWS.	4-7	L	4.0	7	7	7	2	3	1	Trailing 7-2
5/25	Bos.	5-6	L	4.0	11	5	5	0	0	7	Trailing 5-1
5/30	@T.B.	2-5	L	4.0	7	4	4	1	3	3	Trailing 4-1
<b>MAY TOTALS</b>			<b>2-3</b>	<b>30.1</b>	<b>39</b>	<b>24</b>	<b>24</b>	<b>6</b>	<b>17</b>	<b>30</b>	<b>7.12 ERA</b>
6/ 5	@Sea.	2-1	ND	6.0	3	1	1	1	4	5	Tied 1-1
6/10	@Oak.	6-3	ND	6.0	5	3	3	0	2	7	Trailing 3-2
6/17	Pit.	2-8	L	7.0	8	4	4	2	1	6	Trailing 4-2
6/23	@Mil.	7-3	W	5.0	7	3	3	0	5	6	Leading 7-3
6/28	@StL.	6-2	W	7.0	4	2	2	0	2	6	Leading 5-2
<b>JUNE TOTALS</b>			<b>2-1</b>	<b>31.0</b>	<b>27</b>	<b>13</b>	<b>13</b>	<b>3</b>	<b>14</b>	<b>30</b>	<b>3.77 ERA</b>
7/4	Det.	4-3	ND	7.0	5	3	3	1	2	8	Tied 3-3
7/9	NYY.	4-6	L	5.1	7	6	3	1	2	5	Trailing 6-4
<b>PRE-ASG TOTALS</b>			<b>4-9</b>	<b>102.0</b>	<b>106</b>	<b>66</b>	<b>62</b>	<b>14</b>	<b>46</b>	<b>93</b>	<b>5.47 ERA</b>
7/19	@Tex.	3-5	ND	6.0	5	3	2	1	3	6	Tied 3-3
7/24	@LAA.	3-6	L	5.1	8	6	6	3	2	3	Trailing 6-1
<b>JULY TOTALS</b>			<b>0-2</b>	<b>23.2</b>	<b>25</b>	<b>18</b>	<b>14</b>	<b>6</b>	<b>9</b>	<b>22</b>	<b>5.32 ERA</b>
8/ 5	@Cle.	1-8	L	5.0	8	4	4	0	4	4	Trailing 8-1
8/12	K.C.	7-1	W	7.0	3	1	1	1	1	8	Leading 7-1
8/17	@Tex.	5-8	L	2.0	7	7	7	0	2	1	Trailing 7-2
<b>AUGUST TOTALS</b>			<b>1-2</b>	<b>14.0</b>	<b>18</b>	<b>12</b>	<b>12</b>	<b>1</b>	<b>7</b>	<b>13</b>	<b>7.71 ERA</b>
9/11	Oak.	5-12	ND	2.0	2	0	0	0	0	4	0/0
9/20	Det.	2-6	ND	1.1	2	2	2	1	1	1	1/0
9/22	@CWS.	8-6	ND	2.1	2	1	1	0	2	1	2/0
9/27	@K.C.	1-4	L	1.2	3	3	3	1	3	1	Trailing 3-0
9/30	@Det.	2-7	ND	1.0	0	0	0	1	0	0	0/0
10/4	K.C.	13-4	ND	1.0	1	0	0	0	0	0	0/0
<b>SEPT./OCT. TOTALS</b>			<b>0-1</b>	<b>9.1</b>	<b>10</b>	<b>6</b>	<b>6</b>	<b>2</b>	<b>7</b>	<b>7</b>	<b>5.79 ERA</b>
<b>POST-ASG TOTALS</b>			<b>1-4</b>	<b>34.2</b>	<b>41</b>	<b>27</b>	<b>26</b>	<b>7</b>	<b>19</b>	<b>29</b>	<b>6.75 ERA</b>
<b>SEASON TOTALS</b>			<b>5-13</b>	<b>136.2</b>	<b>147</b>	<b>93</b>	<b>88</b>	<b>21</b>	<b>65</b>	<b>122</b>	<b>5.80 ERA</b>



# RON MAHAY

LEFTHANDED PITCHER

37

Height: 6-2  
Bats: L  
Born: 6/28/71 in Crestwood, IL  
Resides: Litchfield Park, AZ  
Acquired: Signed as free agent on 8/29/09  
M.L. Service: 8 years, 109 days  
Contract Status: Signed thru 2009



**PERSONAL:** Ronald Matthew Mahay (pronounced MAY-hay)...wife, Alison...daughters, Madison and Mackenzie, and son, Mason...played two seasons at South Suburban Junior College in South Holland, IL...graduated from Alan B. Shephard High in Palos Heights, IL...has been an extra on the television show "All My Children."

**2009:** Began season with Kansas City...won in his first appearance, April 9 at Chicago (AL), tossing 1.0 scoreless inning...walked just two batters in his first 12 appearances (10.0 ip)...struck out all three batters he faced, April 25 vs. Detroit...season-high 2.1 innings and tied season-high with three strikeouts, July 11 at Boston...did not allow an earned run in six consecutive appearances, July 19-30...designated for assignment, August 24...first appearance with the Twins on August 29 vs. Texas, tossing 0.2 scoreless innings...won his first game, September 14 vs. Cleveland tossing 1.0 scoreless inning of relief...made 16 appearances with the Twins, going 1-0, 2.00 (9.0 ip, 2 er).

**2008:** Spent his first season with the Royals after signing a two-year contract, December 20, 2007...won a career-high, five games...did not allow a run in 19 of 21 appearances, June 12-July 30, posting a 0.73 ERA (24.2 ip, 2 er) during that span...held opponents to a .155 batting average, allowing 13 hits in 24.2 innings...named Royals Pitcher of the Month for July, going 1-0 with a 0.63 ERA in 12 appearances...disabled with plantar fasciitis, August 16-September 2...tied with Ramon Ramirez for team lead in holds with 21.

**2007:** Disabled with strained ribcage, May 12-June 15...acquired by the Atlanta Braves with first baseman Mark Teixeira in exchange for catcher Jarrod Saltalamacchia, infielder Elvis Andrus, pitchers Matt Harrison and Neftali Feliz and first baseman Beau Jones, July 31...25 of his 30 appearances with the Braves were scoreless, including his final eight of the season...held left-handed batters to a .189 batting average...signed by the Kansas City Royals as a Major League free agent, December 20.

**2006:** Began season with Triple-A Oklahoma...contract selected, April 23...ranked second on the Rangers' staff with 62 appearances...was second in holds (nine) and fourth in games finished...second among Texas relievers with 56 strikeouts...held opponents to a .250 batting average (54-for-216)...did not allow a run in 43 of his 62 outings (69%)...gave up four unearned runs on two hits on June 8 at Kansas City for only blown save...stranded 29 of 38 (76%) inherited runners, 10th-best in the AL...first-batters-faced in relief were 14-for-53 (.264) with six extra-base hits and nine walks...went 0-1, 4.80 (30.0 ip, 16 er) in 33 games at home and 1-2, 3.00 (27.0 ip, 9 er) in 29 road games...posted a 3.46 ERA (26.0 ip, 10 er) prior to the All-Star break and 1-2, 4.35 (31.0 ip, 15 er) in 32 appearances Post-All-Star break...held lefties to a .240 (23-for-96) batting average...right-handers hit .258 (31-for-120)...went 11 consecutive outings without allowing an earned run, May 16-June 11 (Game 1), lowering his season ERA from 2.35 to 1.02...season-high four strikeouts, May 2 at Tampa Bay and August 6 at Los Angeles (AL)...recorded lone win July 21 at Chicago (AL), his first victory since September 11, 2004 vs. Toronto...established career-highs in appearances, strikeouts and games finished (14)...ranked 21st among qualifying American League relievers with 8.84 strikeouts/9.0 ip.

**2005:** Appeared in 30 games for Texas, going 0-2, 6.81 (35.1 ip, 27 er) with one save...ranked second on Rangers staff with six holds and converted lone save opportunity...opposing batters hit .313, with left-handers batting .302 (19-for-63) and righties .322 (28-for-87)...allowed four of 17 (23.5%) inherited runners to score...first-batters-faced in relief were 6-for-26 (.231) with three walks...was 0-1, 4.15 (21.2 ip, 10 er) in 14 games at home and 0-1, 10.93 (14.0 ip, 17 er) in 16 road games...placed on the 15-day disabled list on June 8 with a left groin injury...made three rehab appearances for Triple-A Oklahoma from June 16-21, tossing 3.2 scoreless innings with five strikeouts...activated on June 24 and recorded a 2.08 ERA (8.2 ip, 2 er) in his first six appearances...designated for assignment, August 4...cleared waivers and assigned to Double-A Frisco, August 10...went 1-3, 7.78 (19.2 ip, 17 er) in five starts for Frisco...earned lone win in last Frisco start, allowing one run with six strikeouts in 5.0 innings, September 3 vs. Midland.

**2004:** Ranked among staff relief leaders in holds (second, 14), appearances (third, 60) and innings (third, 67.0) in his second season with the Rangers...established career-highs in each of those categories, as well as strikeouts and games finished (12)...finished with a 2.55 ERA, ninth-lowest among qualifying AL relievers and second-lowest among Texas relievers...did not allow a run in 37 of 47 appearances...stranded 24 of 42 (57%) inherited runners and was 0-for-2 in save opportunities...first-batters-faced in relief were 16-for-55 (.291) with five walks...posted an 0.82 ERA (43.2 ip, 4 er) from May 26-August 31...allowed just one run in final nine appearances (8.1 ip)...did not allow a hit or run over five outings (4.2 ip), July 16-27...had an 0.43 ERA (21.1 ip, 1 er) in 19 appearances, July 9-August 31...tossed season-high 3.1 innings, July 29 vs. Oakland...won all three decisions, including extra-inning victory on June 20 at Florida...opponents batted .235 with left-handers batting .227 (25-for-110) and right-handers batting .241 (35-for-145)...had an 0.96 ERA (9.1 ip, 1 er) in seven Interleague games...posted a 2.10 ERA (30.0 ip, 7 er) in 25 outings against AL West opponents...signed two-year contract extension, October 1.

**2003:** Contract selected from Triple-A Oklahoma, June 26...posted a 3.18 ERA, third-lowest on Texas staff...season-high 3.1 innings, June 26 vs. Oakland...had a career-high seven strikeouts in 3.0 innings, August 18 at Detroit...did not allow a run in 26 of 35 appearances...stranded 15 of 25 (60%) inherited runners and was 0-for-3 in save opportunities...first-batters-faced in relief were 6-for-31 (.194) and held opponents to .188 (9-for-48) average with runners in scoring position...worked 12.1 scoreless innings in his first eight games, a club record for longest scoreless innings streak at start of a Rangers career...retired 17 consecutive batters over four appearances, June 28-July 4...posted a 0.42 ERA (21.1 ip,

## MAHAY'S GAME HIGHS

### 2009

IP: 2.1, 7/11 at Bos.  
SO: 3, 3x, last 7/11 at Bos.  
Win-Streak: 1, 2x, last 9/14 vs. Cle.  
Walks: 3, 2x, last 7/21 vs. LAA.  
CG: --  
Low-Hit: --



### CAREER

IP: 5.1, 9/25/99 at Tex.  
SO: 7, 8/18/03 at Det.  
Win-Streak: 3, 2x, last 6/20-9/11/04  
Walks: 4, 2x, last 5/1 vs. NYY.  
CG: --  
Low-Hit: --

1 er) over 17 outings, July 30-September 9, dropping ERA from 2.60 to 1.38...had .195 batting-average-against with left-handers batting .208 (11-for-53) and right-handers batting .190 (22-for-116)...began season at Triple-A Oklahoma and went 4-2, 4.22 in 26 relief appearances...finished 12 games and recorded three saves...first-batters-faced in relief were 7-for-40 (.175)...in last 22 outings, posted a 3.03 ERA (35.2 ip, 12 er).

**2002:** Began season at Triple-A Iowa in the Chicago (NL) organization...contract selected by the Cubs, April 25...did not allow a hit in his first three outings (5.1 ip) and worked 8.1 scoreless frames in his first six appearances through May 8...earned victories in consecutive outings, May 3 and 5 at Los Angeles (NL), his first Major League wins since May 13, 2000 with Florida...held opponents to a .228 (13-for-57) batting-average-against...stranded all six inherited runners...placed on the DL on May 24 with left biceps tendinitis in his left shoulder...assigned on injury rehab at Iowa, June 7-13...reinstated from disabled list and outrighted to Iowa, June 13...pitched 5.2 scoreless innings in first four games with Iowa, extending his scoreless innings streak with the club to 14.1 ip over 13 games...ranked fifth on Iowa staff in appearances (39), allowing a run nine times...signed by the Texas Rangers as a minor league free agent on November 11.

**2001:** Began season with Triple-A Portland of San Diego's organization...disabled with XXX, April 12-24...released on May 15 and signed with Chicago (NL), May 19...recorded 52 strikeouts in 46.2 innings and held opponents to .182 average in 36 games at Iowa...contract selected by the Cubs, August 22...had a .197 (14-for-71) batting-average-against...season-high six strikeouts, September 25 at Pittsburgh...worked at least 2.0 innings nine times...signed by the Chicago Cubs as a minor league free agent, May 19.

**2000:** Began year as Oakland's fifth starter, going 0-1 in two starts, before trade to Florida, May 11...earned victory in relief in National League debut, May 13 at New York (NL)...outrighted to Triple-A Calgary, August 3...signed by the San Diego Padres as a minor league free agent, November 20.

**1999:** Claimed off waivers by Oakland, March 30...made Oakland's Opening Day roster before option to Triple-A Vancouver, April 5...rejoined A's on September 1 and was 2-0, 1.86 in six games...worked career-high 5.1 innings, September 25 at Texas...defeated Seattle in first Major League start on October 3...retired 21 consecutive batters over a three-game span, September 25-October 3.

**1998:** Appeared in 29 games in two stints for Boston...recorded first Major League save, June 25 at Philadelphia.

**1997:** Began season at Double-A Trenton, going 3-3, 3.10 in 17 games...recalled, June 30...did not appear in a game before being optioned to Triple-A Pawtucket, July 6...recalled, July 15...earned the victory in his Major League debut, July 17 at Baltimore...pitched 6.2 scoreless innings over eight games, September 5-17.

**1996:** Began professional pitching career at Single-A Sarasota...disabled with sprained right ankle, April 4-25...appeared in 31 games (four starts)...earned first professional win in first start, August 10 at St. Petersburg...made one start for Trenton at end of season...converted to pitcher following the 1995 season.

**1995:** An outfielder in Red Sox organization in first five seasons...began season in Pawtucket before being recalled, May 19...made Major League debut and singled off Bud Black for first career hit, May 21 vs. Cleveland...hit first career home run (off Mike Butcher), May 26 vs. California...optioned to Trenton, May 26, where he spent the duration of the season.

**1994:** Spent entire season at Single-A Sarasota...posted career-highs for hits and rbi...disabled with sprained left ankle, August 23-September 1.

**1993:** Began season with Single-A Lynchburg...appeared in eight games at Double-A New Britain...did not play after August 5 due to stress fractures in both legs.

**1992:** Saw action in just 19 games for Winter Haven, being sidelined for the year on May 5 with an injured right shoulder.

**1991:** Played in 54 games for Gulf Coast Red Sox in first professional season...batted .273 (51-for-187) with one homer and 29 rbi.

**PROFESSIONAL:** Was selected by the Boston Red Sox in the 18th round of the 1991 First-Year Player Draft...signed by scout Chuck Koney.

MAHAY'S FIELDING RECORD								
POSITION	PCT	G	PO	A	E	TC	DP	PB
Pitcher	.926	478	33	55	7	95	3	—

MAHAY'S BATTING RECORD																
BATTING	AVG	G	AB	R	H	2B	3B	HR	RBI	SH	SF	HB	BB	SO	SB	CS
Career	.214	473	28	3	6	3	0	1	3	0	0	1	1	8	0	0
Last Home Run: 8/26/95 off Mike Butcher																

MAHAY'S PITCHING RECORD																			
YEAR	CLUB	W-L	ERA	G	GS	CG	SH	SV	IP	H	R	ER	HR	HB	BB	SO	WP	BK	BAA
1996	Sarasota	2- 2	3.82	31	4	0	0	2	70.2	61	33	30	5	0	35	68	4	1	.236
	Trenton	0- 1	29.45	1	1	0	0	0	3.2	12	13	12	1	0	6	0	1	0	.522
1997	Trenton	3- 3	3.10	17	4	0	0	5	40.2	29	16	14	0	1	13	47	2	0	.193
	Pawtucket	1- 0	0.00	2	0	0	0	0	4.2	3	0	0	0	0	1	6	0	0	.176
	BOSTON	3- 0	2.52	28	0	0	0	0	25.0	19	7	7	3	0	11	22	3	0	.204
1998	Pawtucket	3- 1	4.17	23	1	0	0	3	41.0	37	20	19	8	0	19	41	3	0	.234
	BOSTON	1- 1	3.46	29	0	0	0	1	26.0	26	16	10	2	2	15	14	3	0	.263
1999	Vancouver	7- 2	4.29	32	15	0	0	0	107.0	116	57	51	12	0	45	73	5	0	.280
	OAKLAND	2- 0	1.86	6	1	0	0	1	19.1	8	4	4	2	0	3	15	0	0	.123
2000	OAKLAND	0- 1	9.00	5	2	0	0	0	16.0	26	18	16	4	0	9	5	2	0	.366
	FLORIDA	1- 0	6.04	18	0	0	0	0	25.1	31	17	17	6	0	16	27	2	0	.310
	Calgary	0- 1	4.85	8	0	0	0	0	13.0	7	7	7	1	0	7	15	1	0	.175
2001	Portland	1- 2	3.78	14	0	0	0	0	16.2	13	9	7	2	0	5	18	0	0	.210
	Iowa	3- 1	2.31	36	0	0	0	14	46.2	29	12	12	5	2	10	52	3	0	.182
	CHICAGO (NL)	0- 0	2.61	17	0	0	0	0	20.2	14	6	6	4	0	15	24	1	0	.197
2002	Iowa	0- 1	1.93	39	1	0	0	2	46.2	32	11	10	3	0	15	50	4	0	.189
	CHICAGO (NL)	2- 0	8.59	11	0	0	0	0	14.2	13	14	14	6	0	8	14	0	0	.228
2003	Oklahoma	4- 2	4.22	26	0	0	0	3	42.2	26	21	20	5	1	10	51	1	0	.224
	TEXAS	3- 3	3.18	35	0	0	0	0	45.1	33	19	16	3	0	20	38	4	0	.195
2004	TEXAS	3- 0	2.55	60	0	0	0	0	67.0	60	23	19	5	2	29	54	2	0	.235
2005	TEXAS	0- 2	6.81	30	0	0	0	1	35.2	47	28	27	8	0	16	30	2	0	.313
	Oklahoma	0- 0	0.00	3	0	0	0	0	3.2	2	0	0	0	0	1	5	0	0	.167
	Frisco	1- 3	7.78	5	5	0	0	0	19.2	24	19	17	3	2	9	20	1	0	.300
2006	Oklahoma	0- 1	1.42	5	0	0	0	2	6.1	5	4	1	0	0	0	11	0	0	.227
	TEXAS	1- 3	3.95	62	0	0	0	0	57.0	54	30	25	7	0	28	56	1	0	.250
2007	TEXAS	2- 0	2.77	28	0	0	0	1	39.0	33	12	12	3	1	21	32	0	1	.236
	Oklahoma	0- 1	11.12	4	0	0	0	0	5.2	10	8	7	1	0	4	5	1	0	.370
	Frisco	0- 0	0.00	3	0	0	0	0	4.2	5	2	0	0	0	1	4	0	0	.263
	ATLANTA	1- 1	2.25	30	0	0	0	0	28.0	19	8	7	1	0	16	23	1	0	.194
2008	KANSAS CITY	5- 0	3.48	57	0	0	0	0	64.2	61	27	25	6	1	29	49	1	0	.252
2009	KANSAS CITY	1- 1	4.79	41	0	0	0	0	41.1	55	26	22	9	2	19	34	4	0	.313
	MINNESOTA	1- 0	2.00	16	0	0	0	0	9.0	7	3	2	1	2	3	8	1	0	.206
Minor League Totals		25-21	3.94	249	31	0	0	31	473.1	421	232	207	46	13	181	466	26	1	.237
Major League Totals		26-11	3.86	473	3	0	0	4	534.0	506	258	229	70	10	258	445	27	1	.249

MAHAY'S DAY-BY-DAYS											Left Game or IR/IRS	
Date	Opp.	Score	Dec.	IP	H	R	ER	HR	BB	SO		
KANSAS CITY TOTALS				1-1	41.1	55	26	22	9	19	34	4.79 ERA
8/29	Tex.	0-3	ND	0.2	1	0	0	0	0	1		0/0
AUGUST TOTALS				0-0	0.2	1	0	0	0	1		0.00 ERA
9/ 4	@Cle.	2-5	ND	0.1	1	1	0	0	0	0		0/0
9/ 7	@Tor.	6-3	ND	0.2	0	0	0	0	0	1		0/0
9/10	@Tor.	2-3	ND	0.2	0	0	0	0	0	0		1/0
9/11	Oak.	5-12	ND	0.2	2	1	1	1	0	1		2/2
9/14	Cle.	6-3	W	1.0	1	0	0	0	1	1		0/0
9/15	Cle.	5-4	ND	0.0	0	0	0	0	0	0		1/0
9/20	Det.	2-6	ND	0.1	0	0	0	0	0	1		2/0
9/25	@K.C.	9-4	ND	1.0	0	0	0	0	0	0		0/0
9/26	@K.C.	11-6	ND	1.2	1	1	1	0	1	0		1/1
9/29	@Det.	5-6	ND	0.1	0	0	0	0	0	0		2/0
9/30	@Det.	2-7	ND	0.2	0	0	0	0	1	1		2/0
10/1	@Det.	8-3	ND	0.1	0	0	0	0	0	0		1/0
10/2	K.C.	10-7	ND	0.1	1	0	0	0	0	1		2/1
10/4	K.C.	13-4	ND	0.0	0	0	0	0	0	0		2/0
10/6	Det.	6-5	ND	0.1	0	0	0	0	0	1		0/0
SEPT./OCT. TOTALS				1-0	7.1	5	3	2	1	3	5	2.45 ERA
TOTALS WITH TWINS				1-0	9.0	7	3	2	1	3	8	2.45 ERA
SEASON TOTALS				2-1	50.1	62	29	24	10	22	42	4.29 ERA



# JEFF MANSHIP

## RIGHTHANDED PITCHER

# 49

**Height:** 6-2  
**Bats:** R  
**Born:** 1/16/85 in San Antonio, TX  
**Resides:** Boerne, TX  
**Acquired:** 14th round pick, 2006 First-Year Player Draft  
**M.L. Service:** None  
**Contract Status:** Signed thru 2009



**PERSONAL:** Jeffrey Michael Manship...2003 graduate of Ronald Reagan (TX) High School, where he was named an All-American his final two seasons...last two seasons had 0.65 ERA, 22-2 record, four no-hitters (one perfect game), a 7.9 K/BB ratio and 9.0-inning averages of 17.4 Ks, 2.2 walks and 3.1 hits allowed...member of Team USA's 16-under and 18-under Youth and Junior National Teams, winning a gold medal in 2001...2007 graduate of the University of Notre Dame where he led the team in strikeouts (111) and wins (nine)...named Big East Conference Pitcher of the Year and Third Team Louisville Slugger All-American in 2006.

**2009:** Began season at Double-A New Britain where he went 6-4, 4.28 (75.2 ip, 36 er) in 13 starts...had a strikeout-to-walk ratio of 2.25 with the Rock Cats and allowed just two home runs...was promoted to Triple-A Rochester on June 24 where he went 4-2, 3.22 (50.1 ip, 18 er) in eight starts...allowed just one home run and had 30 strikeouts compared to 17 walks with the Red Wings...had contract selected from Rochester on August 12, replacing pitcher Kevin Slowey who was placed on the 60-day disabled list with strained left wrist...made his Major League debut August 15 vs. Cleveland, pitching 1.0 scoreless inning of relief, striking out his first batter (Shin-Shoo Choo)...moved into the starting rotation after Francisco Liriano was placed on the 15-day disabled list...first Major League start, September 1 vs. Chicago (AL), allowing one run on four hits in 5.0 innings pitched...won his first career game, October 2 vs. Kansas City, allowing four runs (three earned) on eight hits in 5.1 innings pitched with four strikeouts and one walk.

**2008:** Began season with Single-A Ft. Myers...went 7-3, 2.86 (78.2 ip, 25 er) in 13 starts for the Miracle...tossed four-hit shutout against Dunedin on June 3...went 6-1 with a 2.09 ERA in nine home starts for Ft. Myers...named Twins' Minor League Player of the Week, June 6-13, after tossing a four-hit complete game shutout with four strikeouts...selected to Florida State League All-Star team...promoted to Double-A New Britain, June 16...went a combined 10-9 with a 3.65 ERA in 27 starts for Ft. Myers and New Britain...won two of his last three decision, allowing just four runs, 14 hits and 16 strikeouts in 16.0 innings with the Rock Cats...participated in the Arizona Fall League with the Phoenix Desert Dogs.

**2007:** Went 0-0, 13.1 ip, 17 strikeouts as the Twins' Minor League Player of the Week with Single-A Beloit, April 20-26...went 2-0, 0.64 ERA, 14.0 innings pitched, allowing five hits and 17 strikeouts as the Midwest League Pitcher of the Week, April 30-May 5...went 2-0, 0.84 ERA, 32.0 innings pitched, 36 strikeouts as Twins' Pitcher of the Month for April...selected to ML All-Star team...promoted to Single-A Ft. Myers, June 27...went 1-1, 12.0 ip, 0.75 ERA, 16 strikeouts as the Florida State League Pitcher of the Week July 23-29...named to the ML Postseason All-Star team.

**2006:** Began professional career with GCL Twins...pitched 5.2 scoreless innings in two outings for GCL...promoted to Ft. Myers, August 12...named Florida State League Pitcher of the Week, July 23-29 after going 1-1, 0.75 ERA with 16 strikeouts in 12.0 innings pitched for Ft. Myers.

**PROFESSIONAL:** Signed by scout Bill Milos.

### MANSHIP'S PITCHING RECORD

YEAR	CLUB	W-L	ERA	G	GS	CG	SH	SV	IP	H	R	ER	HR	HB	BB	SO	WP	BK	BAA
2006	GCL Mets	0-0	0.00	1	1	0	0	0	2.0	1	0	0	0	0	0	1	0	0	.143
	Binghamton	0-1	1.35	3	3	1	0	0	13.1	10	4	2	1	0	5	10	1	0	.217
2007	Binghamton	11-10	3.32	26	26	0	0	0	151.2	145	74	56	4	7	43	110	12	1	.252
	New Orleans	1-0	0.00	1	1	0	0	0	6.0	2	0	0	0	0	0	3	0	0	.095
2008	Rochester	7-9	3.77	27	27	1	0	0	148.0	152	80	62	16	6	48	121	7	2	.265
2009	New Britain	6-4	4.28	13	13	0	0	0	75.2	72	37	36	2	2	20	45	1	0	.249
	Rochester	4-2	3.22	8	8	0	0	0	50.1	53	23	18	1	1	17	30	1	1	.277
	MINNESOTA	1-1	5.68	11	5	0	0	0	31.2	39	21	20	4	1	15	21	2	0	.310
Minor League Totals		29-26	3.50	79	79	2	0	0	447.0	435	218	174	24	16	133	320	22	4	.248
Major League Totals		1-1	5.68	11	5	0	0	0	31.2	39	21	20	4	1	15	21	2	0	.310

### MANSHIP'S FIELDING RECORD

POSITION	PCT	G	PO	A	E	TC	DP	PB
Pitcher	1.000	11	3	2	0	5	0	—

### MANSHIP'S GAME HIGHS

2009				CAREER			
IP: 5.1, 10/2 vs. K.C.	Walks: 3, 2x, last 9/27 at K.C.		IP: 5.1, 10/2/09 vs. K.C.	Walks: 3, 2x, last 9/27/09 at K.C.			
SO: 5, 9/27 at K.C.	CG: --		SO: 5, 9/27/09 at K.C.	CG: --			
Win-Streak: 1, 10/2	Low-Hit: --		Win-Streak: 1, 10/2/09	Low-Hit: --			



# MANSHIP'S DAY-BY-DAYS

Date	Opp.	Score	Dec.	IP	H	R	ER	HR	BB	SO	Left Game or IR/IRS
8/15	Cle.	3-7	ND	1.0	0	0	0	0	0	1	0/0
8/16	Cle.	4-7	ND	1.2	1	0	0	0	2	0	0/0
8/20	@Tex.	1-11	ND	1.2	5	2	2	0	0	1	1/1
8/23	@K.C.	10-3	ND	1.0	2	1	1	0	0	0	0/0
8/26	Bal.	1-5	ND	1.2	1	1	1	0	1	1	1/0
AUGUST TOTALS			0-0	7.0	9	4	4	0	3	3	5.14 ERA
9/ 1	CWS.	4-3	ND	5.0	4	1	1	1	2	2	Tied 1-1
9/ 7	@Tor.	6-3	ND	4.1	7	3	3	1	2	4	Leading 5-2
9/12	Oak.	2-4	L	4.0	3	4	4	0	3	3	Tied 2-2
9/22	@CWS.	8-6	ND	2.1	5	4	4	2	1	0	Trailing 4-3
9/27	@K.C.	1-4	ND	3.2	3	1	1	0	3	5	2/0
10/2	K.C.	10-7	W	5.1	8	4	3	0	1	4	Leading 10-4
SEPT./OCT. TOTALS			0-1	19.1	22	13	13	4	11	14	6.05 ERA
POST-ASG TOTALS			1-1	31.2	39	21	20	4	15	21	5.88 ERA
SEASON TOTALS			1-1	31.2	39	21	20	4	15	21	5.88 ERA



# JOE MAUER

## CATCHER

# 7

**Height:** 6-5      **Weight:** 225  
**Bats:** L      **Throws:** R  
**Born:** 4/19/83 in St. Paul, MN  
**Resides:** Ft. Myers, FL  
**Acquired:** 1st round (first overall), 2001 First-Year Player Draft  
**M.L. Service:** 5 years  
**Contract Status:** Signed thru 2010



**PERSONAL:** Joseph Patrick Mauer...2001 graduate of Cretin-Derham Hall (MN) High School where he played baseball, basketball and football...led football team to two straight appearances in the Minnesota Class 5A Championship Game, winning the state title in 2000...named Gatorade's National Player of the Year, *Parade* and *USA Today* Player of the Year and Reebok/ESPN High School All-American in football...signed a letter of intent to play football at Florida State University...was All-State in basketball in junior and senior seasons...tied a national high school record by homering in seven consecutive games...was District V Player of the Year and Gatorade Player of the Year in 2001...was a member of the Team USA Junior National Team, 1998-2000...voted Best Hitter at the world tournament in Panama in 2000...became the seventh Minnesotan to be selected in the first round and the first to be selected first overall...designates time and effort in support of Twins' Rookie League and R.B.I. programs...is an active member of the Minnesota Action Team, an expanding national youth volunteer initiative run by the Major League Baseball Players Trust and Volunteers of America.

**2009:** Missed all of April on the 15-day disabled list recovering from inflammation of right sacroiliac joint (April 2-30)...homered in his first at-bat of the season on May 1 vs. Kansas City...four-hit game the next day, May 2 vs. Kansas City...hit safely in 14 straight games from May 7-21, batting .418 (23-for-55) with seven multi-hit games, seven home runs, 14 runs scored and 21 RBI during that span...homered in back-to-back games on May 8 and 9 vs. Seattle and again on May 15 and 16 at New York (AL)...career-high six RBI on May 21 at Chicago (AL) including his second career grand slam...collected 13 RBI in a five-game span from May 21-25...homered in three straight games from May 23-25...earned American League Player of the Week honors from May 18-24, batting .458 (11-for-24) with two doubles, four home runs 12 runs scored, 13 RBI and 25 total bases...finished May with 11 home runs and 32 RBI, it marked the first time in Twins history a player has reached 11 home runs and 30 RBI in the same month...the only other player in franchise history to accomplish the feat was Harmon Killebrew who hit 13 home runs and drove in 37 RBI in August of 1960 with the Washington Senators...earned American League Player of the Month for May honors after batting .414 (41-for-99) with seven doubles, one triple, 11 home runs, 19 walks, 32 RBI, 27 runs scored, an on-base percentage of .500 and a slugging percentage of .838...collected four hits on June 16 vs. Pittsburgh...finished June batting .353 (36-for-102) with three home runs, 11 RBI and 16 runs scored with 10 multi-hit games...hit his career-best 14th home run on June 20 vs. Houston, passing his career-high of 13 done in 2006...finished the first-half, batting .373 (90-for-241) with 15 home runs, 49 RBI, 49 runs scored in just 64 games...his .373 first-half average was sixth-highest in Twins history Pre-All-Star break...selected to his third All-Star game and voted in by the fans as the starting catcher for the second straight season...went 1-for-3 in the All-Star game with a run scored and a game-tying RBI-double in the fifth inning...in August, led the A.L. in batting average (.391) and intentional walks (four), ranked second in hits (45), third in on-base percentage (.449), fourth in runs (21), tied for fifth in home runs (eight), fifth in slugging percentage (.652) and sixth in RBI (23)...third four-hit game of the season, August 7 at Detroit...hit seven home runs in an 11-game span, August 7-18 with 17 RBI and a .553 batting average...hit safely in 24 of 28 games in August, batting .391 (45-for-115) with eight home runs, 23 RBI, 21 runs scored and 13 multi-hit games...won his third American League batting title with a .365 average, becoming one of just 10 players in Major League history to win three-or-more batting titles and the first to win back-to-back batting titles since Nomar Garciaparra in 1999 and 2000...finished eighth in the American League in multi-hit games (55) and first in three-hit games (23)...with his .365 batting average, .444 on-base percentage and .587 slugging percentage, he became the American League leader in all three categories...only 12 players have ever led the American League in all three, with the last being George Brett in 1980...of the 12 A.L. players to do it, 10 are in the National Baseball Hall of Fame (Ted Williams - five times, Ty Cobb - three, Napoleon Lajoie - two, George Stenzel, Tris Speaker, Babe Ruth, Lou Gehrig, Jimmie Foxx, Frank Robinson, Carl Yastrzemski, Fred Lynn and George Brett)...no catcher in either league has ever led in all three categories at the end of a season.

**2008:** Had 11-game hit-streak, going 16-for-43 (.372), April 15-29...hit first home run of season, June 2 vs. New York (AL)...hit second home run, June 4 vs. Baltimore...was 11-for-20 (.550) in six games, May 2-9...hit safely in nine of 10 games, May 11-21...was 10-for-21 (.476) with two home runs in six games, May 31-June 6...fourth three-hit game on June 6 at Chicago (AL)...three straight two-hit games June 17-19...eight-game hit-streak from June 29-July 9, hitting .397 (11-for-29)...finished the first-half first in the AL in batting (.322), behind Ian Kinsler (.337) and Justin Morneau (.323)...became the first Twins catcher to start an All-Star Game, July 15 at New York (AL), going 1-for-1 with a walk...career-high 16 game hitting-streak from August 4-24, hitting .349 (22-for-63) with one home run, 10 RBI and 13 runs scored...second career five-hit game tying his career-high on August 29 at Oakland, season-high four RBI...had a 12-game hitting streak, going 18-for-47 (.383), September 10-23...11th three-hit game of the season, September 25 vs. Chicago (AL)...recorded 11 multi-hit games in September...his .362 batting average with runners in scoring position ranked seventh in the American League...recorded his fourth triple of the season, matching his career-high...was one of just four catchers to log 1,200-or-more innings behind the plate and ranked second in the league by throwing out 36% of potential basestealers...finished the season four points ahead of Dustin Pedroia (Boston) to win his second batting title in three years (2006)...it was the 13th American League batting title by a Minnesotan in the 48 year existence of the team, and he joined Tony Oliva and Rod Carew as the only Twins who won multiple titles...joined Buddy Myer (Washington, 1935) and Joe Cronin (Washington, 1931) as the only players in franchise history to hit over .300, score over 95 runs, record 30-or-more doubles, drive in 80-or-more runs and walk 80-or-more times in a single season...was given the Dick Seibert Award for Upper Midwest Player of the Year and the Carl R. Pohlad Community Service Award by the Twin Cities Baseball Writers Association...won first ever Rawlings Gold Glove Award becoming the second Twins catcher to win the award

### MAUER'S GAME HIGHS

#### 2009

**Hits:** 4, 3x, last 8/7 at Det.      **HR:** 2, 2x, last 8/18 at Tex.  
**RBI:** 6, 5/21 at CWS.      **Hit-Streak:** 15, 8/2-18  
**Grand Slams:** 1, 5/21 at CWS.



#### CAREER

**Hits:** 5, 2x, last 8/29/08 at Oak.      **HR:** 2, 4x, last 8/18/09 at Tex.  
**RBI:** 6, 5/21/09 at CWS.      **Hit-Streak:** 16, 8/4-24/08  
**Grand Slams:** 2, last 5/21/09 at CWS.

(Earl Battey in 1961 & '62)...first American League player to win the Batting Title and Gold Glove in the same season since Ichiro Suzuki in 2004...won Louisville Slugger Silver Slugger Award.

**2007:** Hit safely in eight of nine games, going 12-for-33 (.364), April 2-12...was 15-for-32 (.469) in nine games, April 14-24...tied career-high with three doubles, April 17 at Seattle...disabled with strained left quadriceps, May 6-June 8...began rehab assignment at Single-A Ft. Myers, June 6...hit safely in eight consecutive games, going 11-for-35 (.314), June 19-27...second career two-homer game, June 24 at Florida...hit first career grand slam, June 29 at Detroit...was 9-for-23 (.391) in five games, July 4-8...went 4-for-6 and tied career-high with five rbi, July 6 at Chicago (AL)...recorded Twins first inside-the-park home run since Torii Hunter (July 26, 2001), July 21 vs. Los Angeles (AL)...season-high 10-game hit-streak, going 15-for-40 (.375), July 14-24...had game-winning walk-off single in 9th inning, July 15 vs. Oakland...was 9-for-17 (.529) in four games, August 11-14...threw out 19 of 40 (48%) runners attempting to steal to up career totals to 58 of 127 (46%).

**2006:** Was 9-for-23 (.391) in six games, April 5-12...hit safely in six consecutive games, going 10-for-22 (.455), April 21-29...had seven-game hit-streak, going 10-for-29 (.345), May 9-17...career-high 11-game hit-streak, going 24-for-47 (.511), May 19-June 1...fifth career four-hit game, May 20 at Milwaukee...hit safely in nine consecutive games, going 19-for-37 (.514), June 3-13...named American League Player of the Week, June 5-11...sixth career four-hit game, June 6 at Seattle...seventh career four-hit game (third of season) and career-high five rbi, June 26 vs. Los Angeles (NL)...first career five-hit game, June 27 vs. Los Angeles (NL)...named American League Player of the Month for July...selected to first career All-Star team, July 11 at Pittsburgh...was 11-for-23 (.478) in six games, July 16-21...had nine-game hit-streak, going 13-for-34 (.382) with two homers and eight rbi, July 31-August 9...went 3-for-4 with two doubles and four rbi August 24 at Baltimore...recorded his 15th game with three-or-more hits on September 8 vs. Detroit, he went 3-for-4 with three runs scored...homered with two-out in the 9th inning to tie Kansas City at 1-1, September 28, the Twins won 2-1 in 10 innings...threw out 17 of 56 (30%) runners attempting to steal to up career totals to 39 of 87 (45%)...was intentionally walked 21 times, the second highest single season total by a Twin (Killebrew, 23 in 1970)...finished the season hitting .347 and won the American League batting title...became the first A.L. catcher to win the batting title and at 23, the youngest batting champ since Alex Rodriguez (21) in 1996...the last catcher to win the title was Ernie Lombardi in 1942 with the Boston Braves...won Dick Siebert Award as Upper Midwest Player of the Year...won Louisville Slugger "Silver Slugger" Award.

**2005:** Hit safely in eight of nine games, going 11-for-36 (.306), April 4-16...hit safely in five consecutive games with an at-bat, going 7-for-18 (.389), April 18-25...had six-game hit-streak, going 13-for-25 (.520), April 29-May 8...second career four-hit game, May 6 at Tampa Bay...homered in consecutive games, May 6-8...had nine-game hit-streak, going 10-for-37 (.270), May 11-24...hit safely in six of seven games, going 10-for-28 (.357), June 8-16...was 19-for-46 (.413) in 11 games, July 2-19...third career four-hit game, August 10 at Seattle...had eight-game hit-streak, going 13-for-31 (.419), August 13-21...was 9-for-21 (.429) in five games, August 27-31...fourth career four-hit game, September 12 at Detroit...tied career-high nine-game hit-streak, going 14-for-34 (.412), September 9-20...threw out 17 of 48 (35%) runners attempting to steal to up career totals to 22 of 64 (34%)...had .993 (5 E, 742 CT) fielding percentage...led club in batting and walks, tied for lead in intentional walks, was second in hits and multi-hit games (41), tied for second in stolen bases and was third in doubles...was tied for fourth in league in intentional walks (12) and sixth in batting vs. righthanders (.323).

**2004:** Made Major League debut and singled off Rafael Betancourt for first big league hit, April 5 vs. Cleveland...disabled with medial meniscus tear in left knee, April 7-June 2...had surgery to remove meniscus in left knee, April 8...began rehab assignments at Ft. Myers and Rochester, May 26...hit first Major League homer off Esteban Yan, June 6 vs. Detroit...was 8-for-17 (.471) in six games, June 9-15...season-high six-game hit-streak, going 12-for-22 (.545), June 29-July 5...first career two-homer game, June 30 vs. Chicago (AL)...first career four-hit game, July 7 vs. Kansas City...disabled for remainder of season with sore left knee, July 19...won Bill Boni Award as Twins' Outstanding Rookie...ranked top prospect in the Twins' organization by *Baseball America* entering the 2005 season.

**2003:** Began season at Ft. Myers...was 12-for-26 (.462) in seven games, April 18-24...hit safely in 9 of 11 games, going 18-for-46 (.391), May 3-14...tied season-high four hits, May 14 at St. Lucie...season-high 19-game hit-streak, going 30-for-73 (.411), May 18-June 6...Twins' Minor League Player of the Week, May 24-30...played in Florida State League All-Star Game, June 14 at Ft. Myers...batted .392 (31-for-79) with runners in scoring position...was 4-for-10 (.400) with the bases loaded...promoted to New Britain, June 16...had 11-game hit-streak, going 16-for-40 (.400), June 22-July 5...was 33-for-77 (.429) in 17 games, July 8-27...played for United States Team in Futures Game, July 13 at Chicago (AL)...Twins' Minor League Player of the Month for July...named Topps' Eastern League Player of the Month for July...hit safely in eight of nine games, going 13-for-33 (.394), August 1-9...tied season-high five rbi, August 3 at Bowie...had 9-game hit-streak, going 14-for-30 (.467), August 16-22...was 3-for-8 (.375) with the bases loaded...threw out 36 of 69 (52%) runners attempting to steal on season...led both Florida State League and Eastern League in throwing out runners attempting to steal...led Twins' minor leaguers in hits, was second in rbi and fourth in walks...was fifth among all minor leaguers in hits and was 11th in batting (.338)...led all Minor League catchers in batting...selected to Florida State League Postseason All-Star Team...rated Best Hitting prospect and Best Defensive Catcher in Florida State League by *Baseball America*...named to *Baseball America's* Minor League All-Star Team and All-Defensive Team...rated Best Prospect in Eastern League and Florida State League...named Teenager of the Year by Sportsticker...named Minor League Player of the Year by *Baseball America* and Sportsticker...won Sherry Robertson Award as Twins' Minor League Player of the Year...played for Team USA in Olympic Qualifying Tournament in Panama...ranked top prospect in the Twins' organization by *Baseball America* entering the 2004 season.

**2002:** Hit safely in 9 of 10 games, 14-for-37 (.378), April 13-24...homered in consecutive games, April 14-15...was 12-for-26 (.462) in six games, April 30-May 5...season-high nine-game hit-streak, going 12-for-28 (.429), May 10-19...season-high four rbi, May 19 vs. Burlington...was 13-for-21 (.619) in six games, June 5-10...hit safely in 11 of 12 games, June 15-July 3...was selected to Midwest League All-Star team, June 18 at Lansing...hit safely in 9 of 10 games, going 15-for-37 (.405), July 11-23...tied season-high three hits, August 24 at Clinton...disabled for remainder of season after surgery to repair hernia, August 30...led club in walks, was second in batting, hits and rbi, tied for second in doubles and fourth in at-bats and runs...threw out 45 of 108 (42%) runners attempting to steal...named to Sportsticker's Midwest League All-Teen Team and league Postseason All-Star team...named to Topps' Single-A All-Star Team...rated top Minor League catching prospect, second best arm strength, third best receiving skills and best defensive catcher in Midwest League and selected to Low Single-A All-Star team by *Baseball America*...ranked top prospect in the Twins' organization by *Baseball America* entering the 2003 season.

**2001:** Hit safely in seven of eight games, going 13-for-29 (.448), July 23-August 4...was 11-for-13 (.846) in three games, August 22-23...tied season-high 4 hits, August 23 at Martinsville...Twins' Minor League Player of the Week, going 14-for-29 (.483), August 26-September 1...Twins' Minor League Player of the Month for August, going 44-for-107 (.411)...hit safely in 22 of 32 games...threw out 10 of 31 (32%) runners attempting to steal on season...rated top prospect in Appalachian League and top Minor League catching prospect by *Baseball America*.

**PROFESSIONAL:** Signed by scout Mark Wilson.

### MAUER'S PLAYING RECORD

YEAR	CLUB	AVG	G	AB	R	H	2B	3B	HR	RBI	SH	SF	HB	BB	SO	SB	CS	E	OBP
2001	Elizabethton	.400	32	110	14	44	6	2	0	14	0	0	1	19	10	4	0	4	.492
2002	Quad Cities	.302	110	411	58	124	23	1	4	62	0	2	2	61	42	0	0	6	.393
2003	Ft. Myers	.335	62	233	25	78	13	1	1	44	0	3	1	24	24	3	0	0	.395
	New Britain	.341	73	276	48	94	17	1	4	41	0	4	5	25	25	0	0	3	.400
2004	MINNESOTA	.308	35	107	18	33	8	1	6	17	0	3	1	11	14	1	0	2	.369
	Rochester	.316	5	19	1	6	3	0	0	2	0	1	0	1	4	0	0	0	.333
	Ft. Myers	.667	2	6	0	4	0	0	0	2	0	0	0	2	2	0	0	0	.750
2005	MINNESOTA	.294	131	489	61	144	26	2	9	55	0	3	1	61	64	13	1	5	.372
2006	MINNESOTA	.347	140	521	86	181	36	4	13	84	0	7	1	79	54	8	3	4	.429
2007	MINNESOTA	.293	109	406	62	119	27	3	7	60	2	3	3	57	51	7	1	1	.382
	Ft. Myers	.000	1	3	0	0	0	0	0	0	0	0	0	1	0	0	0	0	.250
2008	MINNESOTA	.328	146	536	98	176	31	4	9	85	1	11	1	84	50	1	1	3	.413
2009	Ft. Myers	.400	5	15	2	6	2	0	0	4	0	1	0	2	1	0	0	0	.444
	MINNESOTA	.365	138	523	94	191	30	1	28	96	0	5	2	76	63	4	1	3	.444
Minor League Totals		.331	290	1073	148	356	64	5	9	169	0	11	9	135	108	7	0	13	.407
Major League Totals		.327	699	2582	419	844	158	15	72	397	3	32	9	368	296	34	7	18	.408

### MAUER'S FIELDING RECORD

POSITION	PCT	G	PO	A	E	TC	DP	PB
Catcher	.996	607	3924	216	18	4158	22	28

### MAUER'S ALL-STAR GAME RECORD

YEAR	HOST	AVG	G	AB	R	H	2B	3B	HR	RBI	SH	SF	HB	BB	SO	SB	CS	E	OBP
2006	Pittsburgh	.000	1	2	0	0	0	0	0	0	0	0	0	0	1	0	0	0	.000
2008	New York (AL)	1.000	1	1	0	1	0	0	0	0	0	0	0	1	0	0	0	0	1.000
2009	St. Louis	.333	1	3	1	1	1	0	0	1	0	0	0	0	0	0	0	0	.333
All-Star Totals		.333	3	6	1	2	1	0	0	1	0	0	0	1	1	0	0	0	.429

### MAUER'S DIVISION SERIES RECORD

YEAR	OPPONENT	AVG	G	AB	R	H	2B	3B	HR	RBI	SH	SF	HB	BB	SO	SB	CS	E	OBP
2006	Oakland	.182	3	11	0	2	0	0	0	0	0	0	0	1	0	0	0	0	.250



# JOSE MIJARES

## LEFTHANDED PITCHER

# 50

Height: 6-0  
Bats: L  
Born: 10/29/84 in Caracas, VZ  
Resides: Caracas, VZ  
Acquired: Signed as free agent, 3/2/02  
M.L. Service: 24 days  
Contract Status: Signed thru 2009



**PERSONAL:** Jose Manuel Mijares...has two sons, Jose Javier and Javier Alejandro.

**2009:** Started the season at Triple-A Rochester...won his first game, April 12 vs. Syracuse (1.0 ip) and first save April 13 vs. Pawtucket (1.1 ip)...appeared in five games (6.1 ip) for the Red Wings...recalled to Minnesota, April 21...first five appearances were scoreless (4.2 ip)...struckout three batters in back-to-back outings April 28 vs. Tampa Bay and May 1 vs. Kansas City...pitched career-high 2.0 scoreless innings on May 13 vs. Detroit, allowing one hit...posted a 2.63 ERA (13.2 ip, 4 er) in 13 games in May...finished the first-half with an ERA of 1.88 (28.2 ip, 2 er) and an opponent batting average of .217 with 25 strikeouts in 33 appearances...did not allow a run in 11 consecutive appearances (8.2 ip) from June 26-July 19...earned his first career win, July 28 vs. Chicago (AL), tossing 1.2 innings of scoreless relief...did not allow a run in 11 straight appearances, August 5-25, earning the win on the 25th vs. Baltimore...allowed just five earned runs in his final 29 appearances (25.1 ip) from August 5 through the end of the season, posing a 1.78 ERA in those games...struck out three-or-more batters in seven games...season-high, four strikeouts, September 12 vs. Oakland...his 26 holds were tied for the fourth-most in all of baseball, third-most for a left-hander...tied for fifth-most appearances in the American League for a left-hander...held left-handed hitters to batting average of .155 while righties hit .283...his 2.34 ERA was the sixth lowest in the American League (minimum of 60.0 innings pitched).

**2008:** Placed on the 60-day disabled list on May 18 with left elbow fracture...made seven appearances with the GCL Twins on rehab assignment going 2-1, 2.45 (11.0 ip, 3 er) with 16 strikeouts...reinstated from the 60-day disabled list on July 20 and made his first appearance in relief for Single-A Ft. Myers on July 21 vs. St. Lucie tossing 2.0 innings, allowing two hits and striking out two...made five appearances for the Miracle prior to being transferred to Double-A New Britain on August 4...logged his first win on August 13 at Erie, tossing 1.2 scoreless innings...logged back-to-back saves on August 24-27 vs. Akron and at Portland...strung together five scoreless appearances (5.2 ip) from August 13-22...was 1-1, 2.93 (15.1 ip, 5 er) with 17 strikeouts and two saves in 11 games with the Rock Cats before being recalled by Minnesota on September 2...made his Major League debut on September 13 at Baltimore pitching 1.0 scoreless inning with one strikeout...second consecutive hold on September 24 vs. Chicago (AL), retiring Jim Thome, Paul Konerko and Ken Griffey Jr. in-order in the eighth inning of a Twins 3-2 win...tossed 6.1 consecutive scoreless innings over six appearances from September 19-30, allowing just one hit and walking none...lefties hit .143 (2-for-14) while righties hit .050 (1-for-20) with a double...ranked fourth best prospect in the Twins' organization by *Baseball America* entering the 2009 season.

**2007:** Began season at Double-A New Britain...promoted to Rochester, May 23 and made five appearances before being transferred to New Britain, June 14...selected to Eastern League All-Star team...did not allow a run in five of six appearances, going 1-0, 1.13 (8.0 ip, 1 er), July 13-25...was 0-1, 0.84 (10.2 ip, 1 er) with three saves in eight appearances, August 12-September 3...was second on club in appearances and saves and third in strikeouts...had .183 batting-average-against at New Britain, with lefthanders batting .247 (18-for-73) with three home runs and righthanders batting .152 (22-for-145) with four home runs.

**2006:** Appeared in 27 games (five starts) for Single-A Ft. Myers...his first three appearances came in relief and he posted a 1.80 ERA in 5.0 innings...his next four appearances came as starts and he lost each contest from May 7-23...pitched a season-high 5.1 scoreless innings at Daytona, recording seven strikeouts...tossed 4.0 scoreless innings striking out a season-high nine, July 8 vs. Sarasota...won his first game with 2.0 scoreless innings of relief on July 13 vs. Tampa...in his last six appearances from August 16-September 2 posted a 0.66 ERA (13.2 ip, 1 er)...went 3-1 with a 1.80 ERA (45.0 ip, 9 er) as a reliever and went 0-4 with a 8.00 ERA (18.0 ip, 16 er) as a starter...posted a 1.61 ERA (22.1 ip, 4 er) when pitching in the seventh inning-or-later.

**2005:** Began season at extended spring training...promoted to Beloit, May 25...season-high three-game win-streak, going 3-0, 2.57 (14.0 ip, 4 er) in three appearances (one start), May 26-June 7...season-high 6.0 innings, July 8 vs. Burlington...did not allow a run in seven appearances, going 1-0, 0.00 (13.1 ip), July 16-August 5...disabled with tendinitis in left shoulder, August 10-23...promoted to Ft. Myers, August 23...tied season-high seven strikeouts, September 4 vs. Sarasota.

**2004:** Did not allow a run in six of seven appearances, going 0-0, 1.17 (7.2 ip, 1 er) with three saves, July 5-27...season-high five strikeouts, August 7 vs. GCL Pirates...was 2-0, 1.69 (10.2 ip, 2 er) with one save in six appearances, August 7-26...season-high 4.0 innings, August 25 at GCL Pirates...led club in games and saves...was third in Gulf Coast League in saves...named GCL Rolaids Relief Man Award winner.

**2003:** Did not allow an earned run in four appearances (two starts), going 1-0, 0.00 (15.2 ip), May 30-June 13...was 0-2, 1.35 (20.0 ip, 3 er) in four appearances (three starts), June 27-July 15...had 10-strikeout game, July 15 at Aguirre...season-high 8.0 innings and 13 strikeouts, July 22 vs. Aguirre...was 2-3, 1.00 (45.0 ip, 5 er) in seven starts and 0-1, 1.35 (6.2 ip, 1 er) in four relief appearances...was second in league in ERA.

**2002:** Season-high six strikeouts, May 30 vs. Aguirre...season-high 8.0 innings, July 3 vs. Puerto Cabello...was 1-2, 1.64 (22.0 ip, 4 er) in five appearances (four starts), July 3-31...was third on club in innings pitched.

**PROFESSIONAL:** Signed by scout Jose Leon.

MIJARES' GAME HIGHS			
2009		CAREER	
IP: 2.2, 8/19 at Tex.	Walks: 2, 2x, last 7/25 at LAA.	IP: 2.2, 8/19/09 at Tex.	Walks: 2, 2x, last 7/25/09 at LAA.
SO: 4, 9/12 vs. Oak.	CG: --	SO: 4, 9/12/09 vs. Oak.	CG: --
Win-Streak: 2, 7/28-8/25	Low-Hit: --	Win-Streak: 2, 7/28-8/25/09	Low-Hit: --



MIJARES' PITCHING RECORD																				
YEAR	CLUB	W-L	ERA	G	GS	CG	SH	SV	IP	H	R	ER	HR	HB	BB	SO	WP	BK	BAA	
2002	VSL Twins	2- 5	3.91	13	9	0	0	0	53.0	51	29	23	2	6	27	42	1	2	.264	
2003	VSL Twins	2- 4	1.05	11	7	0	0	0	51.2	28	17	6	1	5	15	58	5	1	.159	
2004	GCL Twins	4- 0	2.43	19	0	0	0	5	29.2	22	9	8	1	2	15	25	3	1	.208	
2005	Beloit	6- 3	4.31	20	6	0	0	2	54.1	43	28	26	6	2	40	78	3	1	.219	
	Ft. Myers	0- 0	1.50	5	1	0	0	0	12.0	5	4	2	1	0	5	17	0	0	.116	
2006	Ft. Myers	3- 5	3.57	27	5	0	0	0	63.0	52	30	25	10	4	27	77	5	0	.226	
2007	New Britain	5- 3	3.54	46	0	0	0	9	61.0	40	26	24	7	2	48	75	3	0	.183	
	Rochester	0- 1	6.23	5	0	0	0	0	8.2	9	7	6	3	1	5	6	0	0	.265	
2008	GCL Twins	2- 1	2.45	7	0	0	0	0	11.0	10	3	3	0	0	1	16	0	0	.238	
	Ft. Myers	0- 0	2.61	5	0	0	0	0	10.1	7	3	3	0	0	3	8	2	0	.194	
	New Britain	1- 1	2.93	11	0	0	0	2	15.1	16	5	5	2	0	7	17	0	0	.258	
	MINNESOTA	0- 1	0.87	10	0	0	0	0	10.1	3	1	1	0	0	0	5	1	0	.088	
2009	Rochester	1- 0	0.00	5	0	0	0	1	6.1	2	0	0	0	0	1	4	0	0	.100	
	MINNESOTA	2- 2	2.34	71	0	0	0	1	61.2	50	17	16	7	2	23	55	0	0	.224	
Minor League Totals		26-23	3.13	174	28	0	0	19	376.1	285	161	131	33	22	194	423	22	5	.210	
Major League Totals		2- 3	2.13	81	0	0	0	1	72.0	53	18	17	7	2	23	60	1	0	.206	

MIJARES' FIELDING RECORD								
POSITION	PCT	G	PO	A	E	TC	DP	PB
Pitcher	1.000	81	2	8	0	10	0	—

MIJARES' DAY-BY-DAYS											
Date	Opp.	Score	Dec.	IP	H	R	ER	HR	BB	SO	Left Game or IR/RS
4/22	@Bos.	3-7	ND	1.0	0	0	0	0	0	1	0/0
4/24	@Cle.	5-1	ND	1.0	1	0	0	0	0	1	0/0
4/28	T.B.	4-3	ND	1.0	0	0	0	0	1	3	0/0
APRIL TOTALS			0-0	3.0	1	0	0	0	1	5	0.00 ERA
5/ 1	K.C.	7-5	ND	1.0	1	0	0	0	0	3	0/0
5/ 2	K.C.	7-10	ND	0.2	0	0	0	0	0	0	1/1
5/ 7	@Bal.	4-5	L	1.0	3	1	1	0	0	0	0/0
5/10	Sea.	3-5	ND	0.1	1	2	2	1	1	0	0/0
5/12	Det.	6-2	ND	1.1	0	0	0	0	0	1	1/0
5/13	Det.	14-10	ND	2.0	1	0	0	0	0	2	0/0
5/15	@NYY.	4-5	ND	1.1	1	0	0	0	1	0	0/0
5/17	@NYY.	2-3	ND	1.1	1	0	0	0	1	1	3/0
5/21	@CWS.	20-1	ND	1.0	2	1	0	0	0	0	0/0
5/23	Mil.	6-2	ND	1.0	1	1	1	0	1	1	0/0
5/27	Bos.	4-2	ND	1.1	0	0	0	0	1	0	0/0
5/29	@T.B.	3-5	ND	0.1	1	0	0	0	1	0	2/1
5/31	@T.B.	3-2	ND	1.0	1	0	0	0	0	1	1/0
MAY TOTALS			0-1	13.2	13	5	4	1	6	9	2.63 ERA
6/ 2	Cle.	4-3	ND	0.2	2	1	1	1	0	0	0/0
6/ 5	@Sea.	2-1	ND	0.2	0	0	0	0	0	0	0/0
6/ 7	@Sea.	2-4	ND	0.0	0	0	0	0	1	0	2/0
6/ 9	@Oak.	10-5	ND	0.1	0	0	0	0	2	1	3/2
6/10	@Oak.	6-3	ND	0.2	0	0	0	0	0	0	0/0
6/12	@CHC.	7-4	ND	0.1	0	0	0	0	0	0	0/0
6/16	Pit.	8-2	ND	1.0	2	0	0	0	0	1	0/0
6/19	Hou.	5-2	ND	0.2	1	1	1	1	0	1	0/0
6/26	@StL.	3-1	ND	0.2	0	0	0	0	0	0	2/0
6/28	@StL.	6-2	ND	0.0	0	0	0	0	1	0	0/0
6/29	@K.C.	2-4	ND	1.0	0	0	0	0	1	1	0/0
6/30	@K.C.	2-1	ND	0.1	2	0	0	0	0	0	0/0
JUNE TOTALS			0-0	6.1	7	2	2	2	5	4	3.84 ERA
7/ 3	Det.	9-11	ND	2.0	0	0	0	0	0	3	0/0
7/ 8	NYY.	3-4	ND	1.0	0	0	0	0	0	0	0/0
7/ 9	NYY.	4-6	ND	1.1	0	0	0	0	1	1	1/0
7/11	CWS.	7-8	ND	1.0	1	0	0	0	1	3	0/0
7/12	CWS.	13-7	ND	0.1	1	0	0	0	0	0	3/1
PRE-ASG TOTALS			0-1	28.2	23	7	6	3	14	25	1.88 ERA
7/17	@Tex.	5-3	ND	0.2	1	0	0	0	0	1	0/0
7/19	@Tex.	3-5	ND	0.1	0	0	0	0	0	1	1/0
7/20	@Oak.	13-14	L	1.1	3	1	1	1	0	0	0/0
7/23	@LAA.	5-6	ND	1.1	0	0	0	0	1	1	1/0
7/25	@LAA.	5-11	ND	1.0	1	2	2	0	2	0	0/0
7/28	CWS.	5-3	W	1.2	1	0	0	0	0	0	0/0
7/31	LAA.	5-11	ND	0.1	0	0	0	0	0	0	1/0
JULY TOTALS			1-1	12.1	8	3	3	1	5	10	2.18 ERA
8/ 2	LAA.	4-13	ND	1.0	2	2	2	1	1	1	2/2
8/ 5	@Cle.	1-8	ND	1.0	0	0	0	0	0	3	0/0
8/ 8	@Det.	11-0	ND	1.0	0	0	0	0	0	1	0/0
8/11	K.C.	6-14	ND	1.1	1	0	0	0	1	1	2/0
8/13	K.C.	4-5	ND	1.0	2	0	0	0	0	1	0/0
8/16	Cle.	4-7	ND	1.1	1	0	0	0	0	1	0/0
8/17	@Tex.	5-8	ND	1.1	0	0	0	0	1	1	1/0
8/19	@Tex.	5-4	ND	2.2	0	0	0	0	0	3	2/0
8/21	@K.C.	5-4	ND	0.1	0	0	0	0	0	0	1/0
8/22	@K.C.	8-7	ND	1.1	2	0	0	0	0	0	3/2
8/24	Bal.	2-1	ND	1.0	0	0	0	0	0	1	0/0
8/25	Bal.	7-6	W	1.0	0	0	0	0	0	1	1/0
8/29	Tex.	0-3	ND	1.0	1	1	1	1	0	2	0/0
8/31	CWS.	4-1	ND	0.2	1	0	0	0	0	1	0/0
AUGUST TOTALS			1-0	16.0	10	3	3	2	3	17	1.69 ERA
9/ 1	CWS.	4-3	ND	0.0	0	1	1	0	1	0	0/0
9/ 6	@Cle.	1-3	ND	1.0	1	0	0	0	0	1	1/1
9/ 8	@Tor.	3-6	ND	1.0	1	0	0	0	0	1	0/0
9/ 9	@Tor.	4-1	ND	0.2	0	0	0	0	0	1	1/0
9/12	Oak.	2-4	ND	1.2	1	0	0	0	0	4	2/0
9/15	Cle.	5-4	ND	0.1	0	0	0	0	0	1	1/0
9/16	Cle.	7-3	ND	1.1	1	1	1	0	1	1	1/0
9/18	Det.	3-0	ND	0.2	0	0	0	0	0	0	2/0
9/19	Det.	6-2	ND	0.2	1	0	0	0	0	0	0/0
9/22	@CWS.	8-6	ND	1.0	1	0	0	0	0	0	0/0
9/23	@CWS.	8-6	ND	0.1	0	0	0	0	0	0	1/0
9/25	@K.C.	9-4	ND	0.1	0	0	0	0	0	0	2/0
9/29	@Det.	3-2	ND	0.2	0	0	0	0	0	0	0/0
10/1	@Det.	8-3	ND	0.1	1	0	0	0	1	0	1/1
10/2	K.C.	10-7	ND	0.1	1	0	0	0	0	1	2/2
10/3	K.C.	5-4	ND	0.0	2	2	2	1	0	0	1/1
10/6	Det.	6-5	ND	0.0	1	0	0	0	0	0	1/0
SEPT./OCT. TOTALS			0-0	9.2	6	2	2	0	2	9	1.86 ERA
POST-ASG TOTALS			2-1	33.0	27	10	10	4	9	30	2.73 ERA
SEASON TOTALS			2-2	61.2	50	17	16	7	23	55	2.34 ERA



# JOSE MORALES

## CATCHER

# 58

**Height:** 5-11  
**Bats:** S  
**Born:** 2/20/83 in Rio Piedras, PR  
**Resides:** San Juan, PR  
**Acquired:** 3rd round, 2001 First-Year Player Draft  
**M.L. Service:** 24 days  
**Contract Status:** Signed thru 2009

**Weight:** 197  
**Throws:** R



**PERSONAL:** Jose Guillermo Morales...wife Edmireliz (Leon)...2001 graduate of Academy La Providencia High School in Rio Piedras, PR.

**2009:** Made the Twins Opening Day roster for the first time in his career...went 2-for-3 with two walks and two runs scored, April 10 at Chicago (AL)...first career four-hit game, April 26 at Cleveland...three-hit game, May 21 vs. Chicago (AL)...optioned to Triple-A Rochester on May 3...played in nine games and was recalled by Minnesota, May 15...appeared in three games for the Twins and was optioned again to Rochester, May 22...hit in nine straight upon his return to the Red Wings...hit in six straight, June 5-12, going 9-for-28 (.321) and was recalled to Minnesota, June 14...two-rbi pinch-hit single in the ninth inning on July 11 vs. Chicago (AL)...optioned to Rochester, July 15...hit safely in 24 of 28 games with the Red Wings, batting .406 (41-for-101) with 14 multi-hit games...recalled by Minnesota, August 28...pinch-hit walk-off rbi, single in the bottom of the ninth, September 1 vs. Chicago (AL)...played in 54 games for the Twins, 29 at catcher...went 6-for-16 (.375) with three rbi as a pinch hitter.

**2008:** Started the season with Triple-A Rochester and had just six hits in his first 45 at-bats before hitting safely in eight straight games, April 20-May 1, including back-to-back three-hit games...hit his first home run of the season on April 20 at Scranton/Wilkes-Barre...had four multi-hit games in six chances from May 6-12, two being three-hit games...season-high 11-game hit-streak from May 15-27, batting .439 (18-for-41)...scored three runs on May 27 vs. Charlotte...hit safely in each of his last eight games before being disabled for remainder of season with a left ankle sprain June 12...hit .327 (17-for-52) vs. lefthanded pitching and .310 (45-for-145) vs. righthanded pitching...collected 18 multi-hit games...caught 46 games for the Red Wings prior to his injury.

**2007:** Began season at Triple-A Rochester...hit safely in nine of 10 games, going 16-for-34 (.471), April 23-May 4...named International League Player of the Week, April 23-29...was 21-for-46 (.457) in 13 games, May 14-June 16...was 12-for-25 (.480) in six games, June 27-July 3...had 12-game hit-streak, going 16-for-42 (.381), July 8-24...selected to International League All-Star team, July 10 at Albuquerque...contract selected September 7...made Major League debut, going 3-for-3 with a double (singled off Jose Contreras for first career hit), September 8 at Chicago (AL)...left the game after spraining his left ankle running the bases...placed on 60-day disabled list with sprained left ankle, September 9.

**2006:** Started season at Double-A New Britain...batted .408 (11-for-27) from May 29-June 10 with a home run and six rbi...season-high eight-game hit-streak from June 27-July 6, batting .375 (12-for-32) with a home run and five rbi...hit .281 (16-for-57) in 17 games in June...had three consecutive two-hit games from July 30-August 2...promoted to Triple-A Rochester on September 1...played just two games at catcher, recording one hit over seven at-bats.

**2005:** Was placed on the disabled list April 8-28 with a left knee ligament strain and again on May 5 through the rest of the season with a strained back.

**2004:** Played season at Ft. Myers...hit .538 (7-for-13) with a double, triple, home run and two rbi in three-game span from May 16-18...had a season high three hits in seven different games, including a 3-for-4 effort on June 22 with a triple, home run, two rbi and two runs scored...seven-game hit-streak from June 25-July 3, batting .344 (11-for-32) with a home run and five rbi in that span...hit safely in nine of ten games from July 10-23, going 17-for-44 (.386) with 10 rbi...had 25 multi-hit games...hit .356 (26-for-73) with a home run and nine rbi in June...hit .395 (15-for-38) in 10 games as designated hitter...selected to the Florida State League All-Star Game

**2003:** Converted to catcher...began the season at Ft. Myers...hit safely in 10 of 13 games, including a six-game hit-streak from May 9-15...went 4-for-6 with two doubles, three runs scored and two rbi, May 14...transferred to Quad City on May 23...recorded a season high with three hits on June 6 with three rbi vs. Lancaster...12-game hit-streak from June 26-July 9, batting .396 (19-for-48) with two home runs and nine rbi in that span...was placed on disabled list on August 21...hit .390 (23-for-59) with 12 rbi in 17 home games...hit .369 (24-for-65) with 14 rbi in June.

**2002:** Spent his second season with the Twins in the Gulf Coast League...was second on the team and 10th in the GCL in batting...had 18 multi-hit games and a season-high three hits four times...hit .333 (28-for-84) in July...played 41 games at second base and eight at third base...was named to the Gulf Coast League Postseason All-Star team.

**2001:** Made his professional debut in the Gulf Coast League...went 3-for-4 with a run scored, a triple and an rbi July 10, his second game...saw action at second base (23 games), shortstop (nine games), and third base (three games)...finished the year hitting safely in nine of 11 games.

**PROFESSIONAL:** Signed by scout Hector Otero.

### MORALES' GAME HIGHS

#### 2009

**Hits:** 4, 4/26 at Cle.  
**RBI:** 2, 7/11 vs. CWS.  
**Grand Slams:** - -  
**HR:** - -  
**Hit-Streak:** 5, 9/11-19



#### CAREER

**Hits:** 4, 4/26/09 at Cle.  
**RBI:** 2, 7/11/09 vs. CWS.  
**Grand Slams:** - -  
**HR:** - -  
**Hit-Streak:** 5, 9/11-19/09



MORALES' PLAYING RECORD																			
YEAR	CLUB	AVG	G	AB	R	H	2B	3B	HR	RBI	SH	SF	HB	BB	SO	SB	CS	E	OBP
2001	GCL Twins	.248	35	117	13	29	6	2	0	18	2	0	2	6	26	4	1	9	.296
2002	GCL Twins	.309	53	175	25	54	7	2	0	28	2	3	5	7	28	3	1	12	.347
2003	Ft. Myers	.357	12	42	6	15	3	1	0	2	0	0	0	1	5	0	2	2	.372
	Quad Cities	.271	48	170	14	46	10	1	2	25	3	1	3	5	32	0	1	5	.302
2004	Ft. Myers	.287	91	331	30	95	13	4	4	46	0	5	0	29	77	0	1	16	.340
2005	New Britain	.250	7	20	1	5	1	0	0	0	0	0	0	1	3	0	0	2	.286
2006	New Britain	.211	80	251	23	53	14	1	3	26	3	4	5	19	56	2	1	13	.276
	Rochester	.143	2	7	0	1	0	0	0	0	0	0	0	0	0	0	0	0	.143
2007	Rochester	.311	108	376	42	117	25	1	2	37	1	1	3	30	44	1	4	5	.366
	MINNESOTA	1.000	1	3	1	3	1	0	0	0	0	0	0	0	0	0	0	0	1.000
2008	Rochester	.315	54	197	18	62	8	1	4	15	1	0	2	8	28	0	1	0	.348
2009	MINNESOTA	.311	54	119	14	37	6	0	0	7	0	1	0	14	22	0	0	3	.381
	Rochester	.336	58	211	30	71	13	1	22	26	0	2	1	28	27	2	3	3	.413
Minor League Totals		.289	548	1897	202	548	100	14	37	223	12	16	21	134	326	12	15	67	.340
Major League Totals		.328	55	122	15	40	7	0	0	7	0	1	0	14	22	0	0	3	.394

MORALES' FIELDING RECORD								
POSITION	PCT	G	PO	A	E	TC	DP	PB
Catcher	.980	30	140	10	3	153	0	5



# JUAN MORILLO

## RIGHTHANDED PITCHER

# 31

**Height:** 6-3  
**Bats:** R  
**Weight:** 190  
**Throws:** R  
**Born:** 11/5/83 in San Pedro de Macoris, D.R.  
**Resides:** San Pedro de Macoris, D.R.  
**Acquired:** Claimed off waivers from Colorado, 4/17/09  
**M.L. Service:** 53 days  
**Contract Status:** Signed thru 2009



**PERSONAL:** Juan Bautista Morillo (moh-REE-yoh).

**2009:** Started the season with Colorado's organization...was designated for assignment, April 10 and claimed off waivers, April 17...made three appearances out of the Twins bullpen, allowing five runs in 2.0 innings...was outrighted to Triple-A Rochester, May 1...first win on May 5 at Louisville, pitching 2.2 innings of relief, striking out a season-high of five batters...finished May with a record of 2-2, 2.65 (17.0 ip, 5 er) with 21 strikeouts in 11 games...first save, June 1 at LeHigh Valley, pitching 0.1 scoreless innings of relief...pitched a season-high, 3.0 innings in two appearances, July 5 vs. Buffalo and July 11 vs. LeHigh Valley...finished the season with 87 strikeouts in 67.0 innings...gave up just one home run on the season, July 11 vs. LeHigh Valley...led the Red Wings in appearances...was third on the club in saves and tied for second in strikeouts.

**2008:** Spent the majority of the season at Triple-A Colorado Springs, but made one appearance for the Rockies in the three days he spent with the club...made his lone appearance July 20 vs. Pittsburgh, tossing 1.0 scoreless inning...went 1-0 with a 5.28 ERA (59.2 ip, 35 er) in 52 relief appearances with the Sky Sox...did not allow a run in nine-straight appearances from June 19-July 9...he struck out nine, walked six and allowed five hits in that period (10.2 innings)...did not allow a run in seven-consecutive appearances from May 15-30...struck out 13 while walking just one batter and giving up three hits in that span, which lasted 8.0 innings...walked 18 batters in the month of April, spanning 8.2 innings...posted a 0.84 ERA (10.2 ip, 1 er) in June...in 10 appearances that month he allowed six hits, six walks and struck out 11 batters...did not earn his first decision until the final day of the season, a 5-3 come-from-behind win in Las Vegas...opponents hit .244 (53-for-217) against him, with lefties at .233 (21-for-90) and righties at .252 (32-for-127)...of the 283 batters he faced on the season more than half (156) batted against him with runners on base.

**2007:** Split the season between Double-A Tulsa and Triple-A Colorado Springs, but also spent time at the Major League level for the second consecutive season...went 0-0 with a 9.82 ERA (3.2 ip, 4 er) in four relief appearances for Colorado...held opponents at a .214 (3-for-14) average, with lefties at .111 (1-for-9) and right-handers at .400 (2-for-5)...recalled from Triple-A on September 2...held opposition scoreless in his first three outings, retiring nine of 10 batters faced...allowed four runs in 0.2 inning in his fourth and final appearance of the season on September 15 vs. Florida...allowed a grand slam to Miguel Cabrera in the sixth inning of that game, his second career grand slam allowed in just 7.2 Major League innings...spent the majority of the season with Tulsa, but also appeared in seven games for Colorado Springs...combined to go 6-5 with a 2.55 ERA (67.0 ip, 19 er) in 53 relief appearances for both clubs...recorded 71 strikeouts against 31 walks and held opponents at a .208 (51-for-245) average...started the season with the Drillers and went 6-4, 2.35 (57.1 ip, 15 er) in 46 games...went 0-for-3 in save opportunities...allowed just two home runs in 57.1 innings...Texas League opponents batted just .210 (44-for-210), with left-handers at .153 (15-for-98) and right-handers at .259 (29-for-112)...was named to the Texas League mid-season All-Star team for the second consecutive year...was also named the organizational pitcher of the month for May after going 3-0 with an 0.69 ERA (13.0 ip, 1 er) over nine relief appearances, issuing three walks against 14 strikeouts...opponents batted just .196 (9-for-46) in the month...held opponents scoreless in 33 of 46 games, allowing multiple runs just four times...registered at least one strikeout in 31 of 46 contests...allowed five of 16 inherited runners to score...earned wins in back-to-back appearances on May 26 at Frisco and May 30 vs. Midland...struck out season-high five batters in 2.0 innings on June 16 vs. Arkansas...allowed just two runs over his final 11.2 innings (1.54 ERA), covering 11 appearances to drop from 2.56 to 2.35...was transferred to Colorado Springs on August 15 and went 0-1, 3.72 (9.2 ip, 4 er) in seven games for the Sky Sox in his first appearance at the Triple-A level...retired 28 of 39 batters faced with 12 strikeouts.

**2006:** After spending the entire season with Tulsa, Morillo made his Major League debut with one start for the Rockies in late September...was recalled from Double-A on September 24 and made his debut that afternoon vs. Atlanta at Coors Field...did not factor in the decision after allowing seven runs on eight hits in just 4.0 innings pitched...had a rough start to his Major League career as he issued walks to his first three batters faced, then hit Andruw Jones with a pitch before allowing a grand slam to Brian McCann...pitched 2.0 scoreless start...included in that stretch was his first career complete game on April 30 (1 vs. Frisco (7.0 innings))...was selected to North Division roster for the Texas League All-Star Game on June 20 at Little Rock's Ray Winder Field...was charged with the loss after allowing the game's only run on an RBI groundout...lost three straight starts June 30-July 10, posting a 10.95 ERA (12.1 ip, 15 er) to rise from 3.19 to 4.28...went 4-0 with a 3.24 ERA (25.0 ip, 9 er) over his final four starts of the season to drop his ERA from 4.92 to 4.62...held opponents to a .167 (14-for-84) batting average against during that span...started Tulsa's first game of the Texas League playoffs on September 5 vs. Wichita...did not factor in the decision despite pitching 7.0 shutout innings with season-best 10 strikeouts in Tulsa's 5-1, 11-inning defeat...prior to the season, was named Rockies' eighth-best prospect by *Baseball America*...made two appearances for Este in the Dominican Winter League.

**2005:** Split the season with Low-A Asheville and High-A Modesto, combining to go 7-8 with a 4.44 ERA (146.0 ip, 72 er) in 27 games/starts...after the season, was rated by *Baseball America* as having best fastball in both the South Atlantic and California Leagues...led all Rockies minor leaguers with 144 strikeouts and posted 10th-best ERA in the system...began the year with Asheville, going 1-3, 4.54 in seven games/starts through mid-May...had 43 K's in 33.2 innings...posted at least six strikeouts in each of his final five games for the Tourists, including 10 K's in his last outing on May 11 vs. Lake County...had a 6.35 ERA through four starts, but permitting one run in 6.0 innings in two of his final three efforts

### MORILLO'S GAME HIGHS

#### 2009

**IP:** 1.0, 7/20 vs. Pit.  
**SO:** 1, 4/18 vs. LAA.  
**Win-Streak:** - -  
**Walks:** 3, 4/22 at Bos.  
**CG:** - -  
**Low-Hit:** - -



#### CAREER

**IP:** 4.0, 9/24/06 vs. Atl.  
**SO:** 4, 9/24/06 vs. Atl.  
**Win-Streak:** - -  
**Walks:** 3, 2x, last 4/22/09 at Bos.  
**CG:** - -  
**Low-Hit:** - -

to drop to 4.54...one of those starts was lone win on April 30 at Lakewood...promoted to Modesto after May 11 outing and would go 6-5, 4.41 in 20 games/starts for the Nuts the rest of the way...posted eighth-best ERA in the league, but also led league with 65 walks despite his late arrival...took loss in his High-A debut on May 17 vs. Bakersfield despite allowing three runs (two earned) in season-high 8.0 innings...recorded second and final 10-strikeout game on June 9 (2) vs. Visalia in just 5.1 innings...of 16 batters retired in that start, 10 were via the strikeout...won four consecutive starts July 1-20, posting a 1.38 ERA (26.0 ip, 4 er) in that span...overall for July, was 4-0 with a 1.69 ERA in five starts...went 0-1 in final eight starts...was selected to World roster for MLB Futures Game July 10 at Detroit's Comerica Park...retired both batters faced in the game, hitting 99 mph on radar guns...lost lone playoff start for Modesto...had 3.54 ERA (20.1 ip, 8 er) in 10 games for Este in Dominican Winter League.

**2004:** Spent the entire year with Tri-City of the short-season Northwest League, where he led the league in strikeouts per-9-innings (9.90) and ranked fourth in ERA (2.98)...posted only a 3-2 record in 14 starts, but the Dust Devils were 11-3 in games that he started...a midseason all-star, the right-hander finished 4th in the NWL with 73 strikeouts and was 2nd with 41 walks...never allowed more than four earned runs in any of his 14 starts, including 12 outings in which he gave up three or fewer earned runs and eight starts in which he yielded one or none...did not sustain a loss over his first 10 starts, going 2-0 with a 2.72 ERA from June 19 to Aug. 7 (43.0 ip, 13 er)...allowed just one hit and no runs over 6.0 innings with eight K's in a 4-0 combined shutout on Aug. 18 vs. Spokane...missed a start late in the year due to a sprained AC joint in his right shoulder...tabbed by Baseball America as the sixth-best prospect in the NWL at season's end.

**2003:** He started 15 games at Rookie-level Casper in his first season in the U.S...he went 1-6 with a 5.91 ERA in 64.0 innings...led the league in runs allowed with 73 and had the second-most walks with 40...began the season by losing his first six decisions, June 18-August 15...gave up 10 runs (0 earned), August 9 vs. Ogden...his only win came on August 20 vs. Great Falls...took a no decision in his final start on September 2, vs. Idaho Falls, despite nine strikeouts in 6.2 innings pitched.

**2002:** Pitched in the Dominican Summer League for the second straight season, going 1-5 with a 4.75 ERA in 14 games (11 starts).

**2001:** Made his pro debut with the Rockies' Dominican Summer League affiliate...went 2-4 with a 6.81 ERA in seven starts and seven relief appearances.

**PROFESSIONAL:** Signed by Colorado as a non-drafted free agent, April 26, 2001...signed by scout Rolando Fernandez.

MORILLO'S PITCHING RECORD																			
YEAR	CLUB	W-L	ERA	G	GS	CG	SH	SV	IP	H	R	ER	HR	HB	BB	SO	WP	BK	BAA
2001	DSL Rockies	2- 4	6.81	14	7	0	0	0	35.2	35	31	27	1	5	38	20	13	0	.248
2002	DSL Rockies	1- 5	4.75	14	11	0	0	0	55.0	49	44	29	1	11	33	43	11	0	.230
2003	Casper	1- 6	5.91	15	15	0	0	0	64.0	85	73	42	6	5	40	44	7	0	.318
2004	Tri-City	3- 2	2.98	14	14	0	0	0	66.1	56	34	22	0	4	41	73	3	0	.226
2005	Asheville	1- 3	4.54	7	7	0	0	0	33.2	40	24	17	2	1	13	43	3	0	.290
	Modesto	6- 5	4.41	20	20	0	0	0	112.1	107	69	55	10	8	65	101	13	1	.258
2006	Tulsa	12- 8	4.62	27	27	1	0	0	140.1	128	82	72	13	8	80	132	12	0	.248
	COLORADO	0- 0	15.75	1	1	0	0	0	4.0	8	7	7	3	1	3	4	0	0	.421
2007	Tulsa	6- 4	2.35	46	0	0	0	0	57.1	44	19	15	2	3	27	59	4	0	.210
	Colorado Springs	0- 1	3.72	7	0	0	0	0	9.2	7	4	4	0	0	4	12	2	0	.200
2008	COLORADO	0- 0	9.82	4	0	0	0	0	3.2	3	4	4	1	1	1	3	0	0	.214
	Colorado Springs	1- 0	5.28	52	0	0	0	0	59.2	53	38	35	3	2	56	55	5	0	.244
2009	COLORADO	0- 0	0.00	1	0	0	0	0	1.0	1	0	0	0	0	0	0	0	0	.250
	MINNESOTA	0- 0	22.50	3	0	0	0	0	2.0	3	5	5	1	0	3	1	0	0	.333
	Rochester	6- 6	3.90	46	0	0	0	5	67.0	56	30	29	1	2	51	87	9	1	.226
Minor League Totals		39-44	4.46	262	101	1	0	5	701.0	660	448	347	39	49	448	669	82	2	.249
Major League Totals		0- 0	13.50	9	1	0	0	0	10.2	15	16	16	5	2	7	8	0	0	.326

MORILLO'S FIELDING RECORD								
POSITION	PCT	G	PO	A	E	TC	DP	PB
Pitcher	—	9	0	0	0	0	0	—

MORILLO'S BATTING RECORD																		
BATTING	AVG	G	AB	R	H	2B	3B	HR	RBI	SH	SF	HB	BB	SO	SB	CS	E	OBP
Career	.000	9	0	0	0	0	0	0	0	0	0	0	0	0	0	0	0	.000
Last Home Run: None.																		



# JUSTIN MORNEAU

FIRST BASEMAN

33

Height: 6-4  
Bats: L  
Born: 5/15/81 in New Westminster, BC  
Resides: St. Paul, MN  
Acquired: 3rd round, 1999 First-Year Player Draft  
M.L. Service: 4 years, 168 days  
Contract Status: Signed thru 2013



**PERSONAL:** Justin Ernest George Morneau...wife Krista (Martin)...1999 graduate of New Westminster Secondary School where he played baseball, basketball and hockey...member of National Championship baseball team in 1997 and 1998...named top catcher and hitter at National Championships in 1998...New Westminster High School Athlete of the Year in 1999...played on Canadian World Junior team in 1999...played on Canadian National team in 2001 World Baseball Championship...played for Team Canada in 2006 World Baseball Classic...started a program in 2007 where he donates 100 dollars per rbi to help renovate youth baseball fields across the Upper Midwest...won the 2008 State Farm Home Run Derby at the All-Star game in New York (AL), hitting a total of 22 home runs in the event and defeating Josh Hamilton 5-3 in the final round.

**2009:** Hit his first home run of the season, April 8 vs. Seattle...four-rbi game, April 10 at Chicago (AL), including his second home run...three straight multi-hit games, April 12-14...homered in consecutive games, April 22 at Boston and April 24 at Cleveland then again on May 8 and 9 at Seattle...hit in seven straight from May 13-19, including a four-hit game on May 18 at New York (AL)...hit his fifth career grand slam, May 24 vs. Milwaukee...11-game hit-streak from May 22-June 2, batting .415 (17-for-41) with two home runs, 14 rbi and eight runs scored during that span...homered in consecutive games May 8 and 9 vs. Seattle...two-homer game, May 15 at New York (AL)...fifth career grand slam, May 24 vs. Milwaukee, also his 150th career home run...drove in his 50th run of the season in the Twins' 55th game, June 4 vs. Cleveland, becoming the fourth Twin with as many rbi in the club's first 55 games (Kirby Puckett - 49 games in 1994, Larry Hise - 54 games in 1977, Harmon Killebrew - 55 games in 1969)...went 4-for-5 with a home run, two rbi and two runs scored, June 9 at Oakland...played in his 800th career game, June 18 vs. Pittsburgh...snapped a streak of 319 consecutive games played after sitting out, June 21 vs. Houston, second-longest streak in all of baseball at the time with only the Phillies' Ryan Howard having a longer streak, playing in 343 consecutive games...named American League Player of the Week from June 29-July 5, after batting .480 (12-for-25) with 26 total bases, four home runs, two doubles, eight rbi and four runs scored...homered in consecutive games July 4 and 5 vs. Detroit, including a four-hit game on the 4th...selected to the American League All-Star team for the third time in his career as a reserve, going 0-for-2...hit two home runs and set a career-high with seven rbi, July 20 at Oakland...third two-homer game, July 26 at Los Angeles (AL)...homered in back-to-back games, August 1 and 2 vs. Los Angeles (AL)...collected his 30th home run and 100th rbi, September 9 at Toronto...his fourth season with 100-or-more rbi, the only other Twin in club history to record four-plus seasons of 100-or-more rbi, the other being Harmon Killebrew who did it seven times...with 30 home runs, Morneau became the fourth Twin (since 1961) to have multiple seasons with 30-or-more home runs since Bob Allison, Tom Brunansky, Gary Gaetti and Kent Hrbek, who each did it twice...played in his final game, September 12 vs. Oakland after being sidelined for the remainder of the season with stress fracture in his lower back.

**2008:** Hit safely in 11 of 12 games, April 4-17...homered in consecutive games, April 5-6...was 10-for-28 (.357) in seven games, April 19-26...had game-winning walk-off single in ninth inning, April 20 vs. Cleveland...hit third career grand slam and five rbi, April 25 at Texas...nine-game hit-streak, going 16-for-34 (.471), May 10-18...hit safely in 10 of 12 games, going 17-for-50 (.340), May 20-June 1...hit game-winning solo home run in 10th inning, May 28 at Kansas City...fifth three-hit game, June 9 at Chicago (AL)...hit safely in 14 of 15 games from June 11-June 27, going 22-for-61 (.361) with two homers, 19 rbi and two three-hit games during that span...second career five-hit game on July 10 at Detroit, including a go-ahead solo home run in the top of the 11th...named to his second All-Star Game, July 15 in New York (AL)...went 2-for-4 with a walk and scored the winning run for the American League...tied a season-high with five rbi on July 19 vs. Texas...recorded three rbi, three times in four games from July 28-July 31...hit .360 (32-for-89) with six home runs, 23 rbi and 23 runs scored in 25 July games...hit .404 (23-for-57) with two home runs, 11 rbi and 11 runs scored from August 16-29 with seven multi-hit games in 14 total games, including a four-hit game on August 29 at Oakland...three separate four-rbi games on August 31 at Oakland, September 5 and 7 vs. Detroit...recorded his third game with four-or-more hits (4-for-5) on September 13 at Baltimore...recorded his 47th double, setting a new Twins single season record, September 24 vs. Chicago (AL)...hit .348 with runners in scoring position, ranking ninth in the American League...recorded 187 hits vs. left-handers, the third most by a lefthanded hitter in the Majors...finished the year with 129 rbi, the second most in the American League (Josh Hamilton - 130)...played in all of the Twins 163 games, most in the Majors...one of 32 players in Major League history to play 163 games-or-more in a single season and first since Hideki Matsui played in 163 games for the Yankees in 2003...just two other Twins in franchise history have played in more games, Cesar Tovar, 164 in 1967 and Harmon Killebrew, 163 in 1967...was awarded by the Twin Cities Baseball Writers Association, earning the Calvin R. Griffith Award as Most Valuable Twin and Bob Allison Award, given to the Twins' player who exemplifies determination, hustle, tenacity, competitive spirit and leadership on and off the field.

**2007:** Had fifth career two-homer game (first of season), including three-run walk-off homer in 10th inning, May 8 vs. Chicago (AL)...suffered broken nose after being hit with a thrown ball from Nick Punto, May 12 vs. Detroit...sixth career two-homer game (second of season), May 15 at Cleveland...season-high 10-game hit-streak, going 14-for-40 (.350), May 17-27...seventh career two-homer game (third of season), May 22 vs. Texas...named American League Player of the Month for May...had game-winning walk-off homer in ninth inning, June 16 vs. Milwaukee...had consecutive games played streak snapped at 190, June 23 at Florida...became fourth Twin to have a three-homer game and first since Tony Oliva in 1973, July 6 at Chicago (AL)...it was his eighth career multi-homer game (fourth of season) and he drove in a career-high six runs...named American League Player of the Week, July 2-8...selected to first career All-Star Game, July 10 at San Francisco...hit safely in 10 of 11 games, going 17-for-41 (.415), July 19-30...ninth career multi-homer game (fifth of season), July 23 at Toronto...became first Twin since 1986-87 (Gary

## MORNEAU'S GAME HIGHS

### 2009

Hits: 4, 3x, last 7/4 vs. Det.  
RBI: 7, 7/20 at Oak.  
Grand Slams: 1, 7/20 at Oak.  
HR: 2, 3x, last 7/26/09 at LAA.  
Hit-Streak: 11, 5/22-6/2



### CAREER

Hits: 5, 2x, last 7/10/08 at Det.  
RBI: 7, 7/20/09 at Oak.  
Grand Slams: 5, last, 7/20/09 at Oak.  
HR: 3, 7/6/07 at CWS.  
Hit-Streak: 16, 6/22-6/06

Gaetti) to have back-to-back 30-homer seasons, September 14 vs. Detroit...tied for fourth in American League in sacrifice flies, tied for fifth in home runs, eighth in at-bats per home run (19.0) and was ninth in rbi.

**2006:** Second career two-homer game, April 7 at Cleveland...hit safely in seven of nine games, going 12-for-35 (.343) with four homers and 12 rbi, April 7-16...homered in consecutive games, April 11-12...had game-winning walk-off single in ninth inning, April 15 vs. New York (AL)...had seven-game hit-streak, going 11-for-28 (.393), May 7-14...third career two-homer game (second of season) and career-high six rbi, May 9 at Texas...had game-winning sacrifice fly in 10th inning, May 23 vs. Cleveland...had game-winning homer in 10th inning, June 20 at Houston...had 11-game hit-streak, going 19-for-46 (.413), June 8-20...fourth career two-homer game (third of season), including walk-off 2-run homer in 12th inning, June 9 vs. Baltimore...second career grand slam, June 14 vs. Boston...homered in consecutive games, June 22-23 and July 2-3...had career-high 16-game hit-streak, going 26-for-59 (.441), June 22-July 9...had 34-game road hit-streak, June 22-September 15, the longest in the Major Leagues since 1957...hit safely in 17 of 18 games, going 30-for-71 (.423), July 14-August 1...had seven-game hit-streak, going 10-for-28 (.357), August 3-9...hit his 30th home run of the season August 9 at Detroit, becoming the first Twin since 1987 to accomplish the feat...hit safely in 14 of 15 games, going 23-for-56 (.411)...recorded a career-high five hits September 19 at Boston...led the Majors with a .362 batting average from June 8...tied for first in batting in sacrifice flies, was second in rbi and seventh in batting...his 130 rbi rank second on the Twins All-Time single season rbi list (Killebrew - 140, 1969) and tied Larry Walker (1997) for the most rbi in a single season by a Canadian-born player...named American League Most Valuable Player with 320 points (15 first-place votes) by the BBWAA, becoming the fourth Twin in history to win the award (Carew in '77, Killebrew in '69 and Versalles in '65)...won Calvin R. Griffith Award as Most Valuable Twin and Louisville Slugger "Silver Slugger" Award.

**2005:** Hit safely in eight of nine games, going 18-for-37 (.486), April 5-30...disabled with concussion, April 12-22...first career four-hit game, April 28 at Kansas City...had five-game hit-streak, going 9-for-18 (.500), May 3-8...homered in four consecutive games, May 3-7...second career four-hit game, May 8 at Tampa Bay...had game-winning three-run double in 11th inning and second career four-rbi game, May 24 at Cleveland...third career four-rbi game, June 11 at Los Angeles (NL)...was 5-for-15 (.333) in four games, June 23-26...had five-game hit-streak, going 6-for-18 (.333), July 29-August 2...homered in consecutive games, July 31-August 1...was 6-for-18 (.333) in four games, August 9-13...hit safely in five of six games, going 7-for-20 (.350), August 30-September 5...season-high six-game hit-streak, going 7-for-22 (.318), September 10-17...hit first career grand slam off Jamie Walker and fourth career four-rbi game, September 30 vs. Detroit...had .994 (8 E, 1290 TC) fielding percentage...led club in rbi and tied for second in total bases (214)...established career-highs in virtually all offensive categories.

**2004:** Began season at Rochester...was 14-for-25 (.560) in six games, April 8-14...Twins' Minor League Player of the Week, April 10-16...had two-homer games, April 12 vs. Pawtucket and April 15 at Scranton/Wilkes-Barre...International League Player of the Week, April 13-19...had eight-game hit-streak, going 13-for-36 (.361), April 15-23...hit safely in 10 of 11 games, April 28-May 8...Twins' Minor League Player of the Month for April, going 33-for-83 (.398) with eight doubles, six homers and 20 rbi...homered in three consecutive games, April 30-May 2...recalled May 21...optioned June 1...had two-homer game, June 7 at Columbus...had four homers in three games, June 14-16...hit safely in nine of 10 games, going 13-for-32 (.406), June 21-July 1...homered in consecutive games, June 22-24...played for World Team in Futures Game, July 11 at Houston...recalled July 16...career-high nine-game hit-streak, going 13-for-39 (.333), July 17-25...had game-winning sacrifice fly in 8th inning, August 1 vs. Boston...homered in consecutive games August 3-4, August 29-31 and September 3-4...had seven-game hit-streak, going 10-for-30 (.333), August 3-9...had first career two-homer game and career-high four rbi, August 12 at Seattle...had an rbi in nine consecutive games (10 rbi), August 17-26...hit safely in six of seven games, going 9-for-27 (.333), September 8-16...had five-game hit-streak, going 10-for-19 (.529), September 23-29...tied career-high three hits, September 25 at Cleveland...named to International League Postseason All-Star team...rated second Best Prospect in International League by *Baseball America*.

**2003:** Began season at New Britain...was 8-for-14 (.571) in three games, April 6-12...homered in consecutive games, April 10-12...had two-homer game, April 14 at Trenton...hit safely in 12 of 15 games, April 14-29...promoted to Rochester, April 30...Twins' Minor League Player of the Month for April, going 26-for-79 (.329) with six homers and 13 rbi...had five-hit game and two-homer game, May 2 at Charlotte...hit safely in seven consecutive games, going 10-for-28 (.357), May 5-11...homered in three consecutive games, May 6-8...had 2-homer game, May 18 at Columbus...was 12-for-30 (.400) in eight games, May 22-29...recalled June 10...made Major League debut, singled off Jason Jennings for first Major League hit and had season-high three hits, June 10 vs. Colorado...was 6-for-11 (.545) in three games, June 10-13...first Major League homer off Albie Lopez, June 17 at Kansas City...tied season-high three-game hit-streak, June 17-19...optioned July 27...was 9-for-19 (.474) in five games, August 6-10...had eight-game hit-streak, August 20-28...tied for club lead in homers...recalled September 2...had .971 (1 E, 34 TC) fielding percentage at first base...led organization in homers (26)...rated second Best Prospect and Best Power Prospect in International League by *Baseball America*...played for Team Canada in Olympic Qualifying Tournament in Panama...ranked second best prospect in the Twins' organization by *Baseball America* entering the 2004 season.

**2002:** Disabled with intestinal virus, April 5-12...hit safely in 11 of 12 games, going 20-for-42 (.476), April 17-30...Eastern League Player of the Week, April 22-28...homered in consecutive games, April 27-28...season-high five rbi, April 28 at Binghamton...reached base safely in 22 consecutive games, April 22-May 8...was 10-for-21 (.476) in five games, May 4-8...had eight-game hit-streak, going 13-for-27 (.481), June 1-8...played for World Team in Futures Game, July 7 at Milwaukee...Eastern League Player of the Week, July 15-21...hit safely in 13 of 14 games, going 24-for-59 (.407), July 16-31...season-high four hits, July 21 vs. Trenton...season-high 13-game hit-streak, going 19-for-53 (.358), August 3-15...was 6-for-10 (.600) with the bases loaded...led club in total bases and homers and was second in batting, games, at-bats, hits and rbi...added to Edmonton playoff roster, going 8-for-20 (.400) in five games...rated Best First Base Prospect and Best Pure Hitter for first baseman in all minor leagues and fourth Best Prospect in Eastern League by *Baseball America*...played for Phoenix in the Arizona Fall League...ranked second best prospect in the Twins' organization by *Baseball America* entering the 2003 season.

**2001:** Began season at Quad Cities...season-high nine-game hit-streak, going 18-for-35 (.514), April 5-14...Twins' Minor League Player of the Week and Midwest League Player of the Week, April 5-13...had two-homer game, April 7 at Clinton...had 14 rbi in seven games, April 7-14...Twins' Minor League Player of the Month for April, going 34-for-85 (.400) with six homers and 27 rbi...named to *Baseball America's* low Single-A mid-season All-Star team...hit safely in 11 of 13 games, going 20-for-49 (.408), June 5-17...promoted to Ft. Myers, June 20...hit safely in 19 of 22 games, July 11-August 7...season-high six rbi, July 31 at Dunedin...promoted to New Britain, August 24...rated second Best Prospect in Midwest League, sixth Best Prospect in Florida State League and fourth Best First Baseman in all minor leagues by *Baseball America*.

**2000:** Began season at GCL Twins...Twins' Minor League Player of the Week, July 16-22...Howe Sportsdata Player of the Week, July 17-23...season-high five hits and 10 rbi, July 20 vs. GCL Orioles...Twins' Minor League Player of the Month for July...Howe Sportsdata Player of the Week, July 31-August 6...was 20-for-31 (.645) with three homers and 14 rbi in eight games, August 1-10...Howe Sportsdata Player of the Week, August 7-13...GCL "Star of Stars" winner presented to league MVP...led league in batting, runs, hits, total bases, rbi and on-base percentage, second in slugging percentage (.665) and third in home runs...named first baseman on Howe Sportsdata All-Teenager Team...promoted to Elizabethton, August 25...threw out 12 of 38 (.32%) of runners attempting to steal...was second among short-season players in slugging (.631), fourth in batting, fifth in doubles and sixth in rbi.

**1999:** Disabled with broken bone in right hand, July 14-August 6...hit safely in six of seven games, August 7-16...hit safely in seven of eight games, August 18-25.

**PROFESSIONAL:** Signed by scout Howard Nersetter.

# MORNEAU'S PLAYING RECORD

YEAR	CLUB	AVG	G	AB	R	H	2B	3B	HR	RBI	SH	SF	HB	BB	SO	SB	CS	E	OBP
1999	GCL Twins	.302	17	53	3	16	5	0	0	9	1	1	1	2	6	0	1	0	.333
2000	GCL Twins	.402	52	194	47	78	21	0	10	58	0	2	0	30	18	3	1	3	.478
	Elizabethton	.217	6	23	4	5	0	0	1	3	0	0	0	1	6	0	0	0	.250
2001	Quad Cities	.356	64	236	50	84	17	2	12	53	0	4	3	26	38	0	0	8	.420
	Ft. Myers	.294	53	197	25	58	10	3	4	40	0	5	8	24	41	0	0	3	.385
	New Britain	.158	10	38	3	6	1	0	0	4	0	1	0	3	8	0	0	0	.214
2002	New Britain	.298	126	494	72	147	31	4	16	80	0	6	6	42	88	7	0	13	.356
2003	New Britain	.329	20	79	14	26	3	1	6	13	0	0	0	7	14	0	0	0	.384
	Rochester	.268	71	265	39	71	11	1	16	42	0	2	4	28	56	0	2	4	.344
	MINNESOTA	.226	40	106	14	24	4	0	4	16	0	0	0	9	30	0	0	1	.287
2004	Rochester	.306	72	288	51	88	23	0	22	63	0	3	3	32	47	1	1	4	.377
	MINNESOTA	.271	74	280	39	76	17	0	19	58	0	2	2	28	54	0	0	3	.340
2005	MINNESOTA	.239	141	490	62	117	23	4	22	79	0	5	4	44	94	0	2	8	.304
2006	MINNESOTA	.321	157	592	97	190	37	1	34	130	0	11	5	53	93	3	3	8	.375
2007	MINNESOTA	.271	157	590	84	160	31	3	31	111	0	9	5	64	91	1	1	5	.343
2008	MINNESOTA	.300	163	623	97	187	47	4	23	129	0	10	3	76	85	0	1	4	.374
2009	MINNESOTA	.274	135	508	85	139	31	1	30	100	0	7	3	72	86	0	0	3	.363
Minor League Totals		.310	491	1867	308	579	122	11	87	365	1	24	25	195	322	11	5	35	.378
Major League Totals		.280	867	3189	478	893	190	13	163	623	0	44	22	346	533	4	7	32	.350

# MORNEAU'S ALL-STAR GAME RECORD

YEAR	HOST	AVG	G	AB	R	H	2B	3B	HR	RBI	SH	SF	HB	BB	SO	SB	CS	E	OBP
2007	San Francisco	.000	1	2	0	0	0	0	0	0	0	0	0	0	0	0	0	0	.000
2008	New York (AL)	.500	1	4	2	2	1	0	0	0	0	0	0	1	0	0	0	0	.667
2009	St. Louis	.000	1	2	0	0	0	0	0	0	0	0	0	0	0	0	0	0	.000
All-Star Totals		.250	2	8	2	2	1	0	0	0	0	0	0	1	0	0	0	0	.333

# MORNEAU'S DIVISION SERIES RECORD

YEAR	OPPONENT	AVG	G	AB	R	H	2B	3B	HR	RBI	SH	SF	HB	BB	SO	SB	CS	E	OBP
2004	New York (AL)	.235	4	17	1	4	2	0	0	2	0	0	0	0	3	0	0	0	.235
2006	Oakland	.417	3	12	3	5	1	0	2	2	0	0	0	0	0	0	0	1	.417
Division Series Totals		.310	7	29	4	9	3	0	2	4	0	0	0	0	3	0	0	1	.310

# MORNEAU'S WORLD BASEBALL CLASSIC RECORD

YEAR	CLUB	AVG	G	AB	R	H	2B	3B	HR	RBI	SH	SF	HB	BB	SO	SB	CS	E	OBP
2006	Canada	.308	3	13	3	4	3	0	0	2	0	0	0	2	4	0	0	0	.400
2009	Canada	.444	2	9	1	4	2	0	0	1	0	0	0	1	1	0	0	0	.500
WBC Totals		.364	5	22	4	8	5	0	0	3	0	0	0	3	5	0	0	0	.440

# MORNEAU'S FIELDING RECORD

POSITION	PCT	G	PO	A	E	TC	DP	PB
First Base	.995	780	6497	528	32	7057	650	—



# JOE NATHAN

RIGHTHANDED PITCHER

36

Height: 6-4  
Bats: R  
Born: 11/22/74 in Houston, TX  
Resides: Knoxville, TN  
Acquired: Trade with San Francisco, 11/14/03  
M.L. Service: 7 years, 120 days  
Contract Status: Signed thru 2011



**PERSONAL:** Joseph Michael Nathan...wife Lisa (Lemoncelli)...son Cole (11/9/04) and daughter Riley (4/4/07)...1992 graduate of Pine Bush (NY) High School where he played baseball, basketball and ran track...1997 graduate of SUNY-Stony Brook with a degree in Business Management...was a two-time Academic All-American...designates time and effort in support of Garth Brooks' Teammates for Kids Foundation...enjoys playing the guitar and golfing in his spare time.

**2009:** Recorded his first save of the season on April 8 vs. Seattle, pitching a perfect ninth inning...saved three straight, before blowing his first save on April 28 vs. Tampa Bay, but ended up winning his first game of the season...did not allow a run in seven consecutive appearances from May 1-14...did not allow a home run in seven straight appearances from May 1-14...did not allow a run in 24 appearances (22.2 ip) from May 21-June 21 and saved 20 consecutive games during that span allowing just nine hits...pitched a four-out save (1.1 ip) on June 2 vs. Cleveland...was named the DHL Delivery Man of the Month for June after not allowing a run in 11.1 innings, striking out 18, holding opponents to a .105 batting average and going 11-for-11 in save opportunities in 12 appearances...finished the first-half with a record of 3-1, 1.31 (34.1 ip, 5 er) with 23 saves in 25 opportunities, an opponent batting average of .153 and 43 strikeouts...selected to his fourth All-Star team, representing the American League, pitching 1.0 scoreless inning, allowing one hit and walking one...second win of the season, August 21 at Kansas City, allowing one run on four hits in 2.0 innings, throwing 53 pitches, most since August 20, 2000 vs. Atlanta (with the Giants)...recorded his 45th save, September 29 (Game one), tying Eddie Guardado (2002) for first on the club's All-Time single-season saves list...set a new club record, October 2, recording his 46th save of the season...pitched 1.2 scoreless innings in the tiebreaking 163rd game, October 6 vs. Detroit...converted each of his last 12 save opportunities...Twins went 61-9 in games that Nathan appeared in...struck out 11.7 batters-per-nine innings...struck out two-or-more batters in 30 of his 70 appearances...finished second in the Major League in saves with 46, second only to Brian Fuentes' 48...second-lowest batting-average-against in the American League for a closer with .171.

**2008:** Recorded saves in each of his first 13 save opportunities, March 31-May 16...did not allow a run in first eight appearances (8.0 ip), March 31-April 22...did not allow a run in 10 of 11 appearances, going 0-0, 1.64 (11.0 ip, 2 er) with six saves, April 29-May 25...suffered first blown save, May 27 at Kansas City...suffered second blown save, June 14 at Milwaukee...five straight appearances without allowing a hit from June 17-June 26, including a three-strikeout game on June 20 vs. Arizona...converted 13 straight save opportunities from June 17-August 1...fourth three-strikeout game on July 12 at Detroit...was 7-for-7 in save opportunities in 11 July games with a 0.82 ERA (11.0 ip, 1 er)...11 consecutive scoreless appearances (11.1 ip) from July 31 to August 21...fifth three-strikeout game August 11 vs. New York (AL)...back-to-back blown saves on August 30 at Oakland and September 3 at Toronto...recorded 200th career save (199th as a Twin), September 24 vs. Chicago (AL)...pitched 2.0 innings for the second time this season and notched his first win on September 25 vs. Chicago (AL), it was his first victory since September 17, 2007 vs. Texas...converted 39 of 45 (87%) save opportunities and raised career totals to 200 of 224 (89%)...held opponents to a .176 batting average with just 13 extra-base hits (five home runs, seven doubles and one triple)...tied with Mariano Rivera for fourth most saves in the American League...his 1.34 ERA ranked first among all MLB closers with at-least 20 saves and his .176 batting-average-against was third lowest behind Joaquin Soria's .169 and Rivera's .165.

**2007:** Became first pitcher in club history to record 36-or-more saves in four consecutive seasons (Rick Aguilera had 30-or-more from 1990-93)...did not allow a run in first five appearances, going 0-0, 0.00 (5.0 ip) with three saves, April 2-12...suffered first blown save of the season, May 2 at Tampa Bay...did not allow a run in 11 appearances, going 1-0, 0.00 (11.0 ip) with four saves, May 5-30...second blown save of season, but was winning pitcher, June 17 vs. Milwaukee...tied season-high three strikeouts, June 26 vs. Toronto...did not allow a run in 14 of 15 appearances, going 0-1, 0.53 (16.2 ip, 1 er) with nine saves, June 26-July 30...tied season-high 2.0 innings, July 19 vs. Detroit...was 1-0, 0.00 (11.0 ip) with five saves, allowing three hits with 12 strikeouts in 10 appearances, August 4-September 4...did not allow a run in final six appearances (6.1 ip), recording five saves, September 18-30...first-batters-faced in relief were 13-for-61 (.213) with 15 strikeouts...converted 37 of 41 (90%) save opportunities to up career totals to 161 of 179 (90%)...was third in American League in games finished (60) and tied for sixth in saves...over the last four seasons (2004-2007) his 160 saves are tied with Mariano Rivera (NYY) for the most in the American League.

**2006:** Did not allow a run in six appearances, going 1-0, 0.00 (6.0 ip) with three saves, April 6-25...converted 10 consecutive save opportunities, April 11-June 17...tied career-high six-game win-streak, April 19-July 14...did not allow a run in eight of nine appearances, going 2-0, 0.90 (10.0 ip, 1 er), May 7-June 2...season-high five strikeouts, his most since June 29, 2000 at Colorado (5), May 23 vs. Cleveland...pitched a season high 2.0 innings on four accounts, including three in the month of June...did not allow a run in 14 appearances (14.0 ip), June 22-July 28 and allowed just one run from June 22-August 8 (0.45 ERA)...recorded 100th career save (99th with Minnesota), June 24 vs. Chicago (NL)...became fifth pitcher in Twins' history with 100 saves, June 28 vs. Los Angeles (NL)...recorded his 30th save of the season and 11th as a Twin, passing Eddie Guardado for second on the Twins All-Time saves list September 9 vs. Detroit...walked a season-high three batters, September 11 but picked up the save working 1.1 innings...recorded his 35th save September 24 at Baltimore, becoming the first pitcher in club history to record 35-or-more saves in three consecutive seasons...first-batters-faced in relief were 17-for-62 (.274)...converted 36 of 38 (95%) save opportunities to up career totals to 124 of 138 (90%)...tied for sixth in league in saves.

**2005:** Did not allow a run in 15 appearances, going 1-0, 0.00 (14.1 ip) with 10 saves, April 5-May 10...converted 13 consecutive save oppor-

## NATHAN'S GAME HIGHS

### 2009

IP: 2.0, 8/21 at K.C.  
SO: 3, 3x, last 8/24 vs. Bal.  
Win-Streak: 1, 2x, last 8/21

Walks: 2, 3x, last 9/2 vs. CWS.  
CG: --  
Low-Hit: --



### CAREER

IP: 8.0, 7/5/00 vs. Col.  
SO: 9, 4/6/00 at Fla.  
Win-Streak: 7, 4/19-9/28/06

Walks: 6, 2x, 6/18/00 vs. Hou.  
CG: --  
Low-Hit: --



tunities, April 6-May 24...converted 12 consecutive save opportunities, May 26-July 8...named American League Player of the Week for the week ending July 3...season-high four strikeouts, July 10 at Kansas City...selected to second career All-Star team, July 12 at Detroit...did not allow a run in 17 appearances (19.0 ip), July 16-August 30...converted nine consecutive save opportunities, July 16-August 30...tied career-high six-game win-streak, July 20-September 3...tied season-high 2.0 innings, August 27 at Texas...did not allow a run in nine appearances (8.2 ip), September 7-October 2...became third pitcher in club history with back-to-back 40-save seasons, September 27 vs. Kansas City...averaged 12.1 strikeouts per-9-innings...first-batters-faced were 11-63 (.175) with 19 strikeouts...had .183 batting-average-against with lefthanders batting .158 (19-for-120) with four homers and righthanders batting .206 (27-for-131) with one homer...converted 43 of 48 (90%) save opportunities to up career totals to 88 of 100 (88%)...tied for third in league in saves and tied for sixth in games finished (58)...established career-highs in ERA, saves and strikeouts...named to *Sporting News* Postseason All-Star team.

**2004:** Did not allow a run in 20 appearances, going 1-0, 0.00 (21.0 ip) with 14 saves, April 15-June 4...named American League Co-Player of the Week for the week ending May 16, becoming 11th Twins pitcher (first since Eric Milton, September 12, 1999) to win the award, going 0-0, 0.00 (4.0 ip) with four saves, facing the minimum in each appearance...converted club record 27 consecutive save opportunities, May 8-August 15...did not allow a run in 28 appearances, going 0-0, 0.00 (29.0 ip) with 19 saves, June 9-August 18...selected to first career All-Star team, July 14 at Houston...did not allow a run in 11 appearances (9.0 ip), August 25-September 16...season-high four strikeouts and tied season-high 2.0 innings, October 2 vs. Cleveland...averaged 11.1 strikeouts per-9-innings...first-batters-faced were 11-for-64 (.172) with 20 strikeouts...had .187 batting-average-against with lefthanders batting .212 (28-for-132) with two homers and righthanders batting .125 (20-for-125) with one homer...converted 44 of 47 (94%) save opportunities to up career totals to 45 of 52 (87%)...was tied for second in league in games finished and was first in saves.

**2003:** Did not allow a run in 17 appearances (22.1 ip), March 31-May 6...season-high 2.2 innings, May 3 vs. Cincinnati...season-high six-game win-streak, June 12-September 27...did not allow a run in 9 of 11 appearances, going 0-0, 1.35 (13.1 ip, 2 er), June 21-July 13...season-high four strikeouts, July 8 vs. St. Louis...did not allow a run in 15 appearances (15.0 ip), July 18-August 20...was 3-0, 0.00 (5.2 ip, 0 er) in eight appearances, September 10-27...was 0-for-3 in save opportunities...led club in games and was second in wins...was second in league in winning percentage and tied for fifth in games...first among league relievers in wins, fifth in relief batting-average-against (.186), tied for sixth in holds (20) and 10th in tied-batters-faced batting-average-against (.171)...acquired by Minnesota along with pitchers Boof Bonser and Francisco Lirio from San Francisco in exchange for catcher A.J. Pierzynski and cash, November 14.

**2002:** Began season at Fresno...season-high four-game win-streak, going 4-0, 3.27 (22.0 ip, 8 er), April 11-28...named Fresno's Player of the Month for April, going 4-0, 2.83 (28.2 ip, 9 er)...was 1-0, 1.80 (15.0 ip, 3 er) in three appearances (two starts), August 6-14...tied season-high 7.0 innings and eight strikeouts, August 14 vs. Colorado Springs...was second on club in innings pitched and third in strikeouts...recalled September 3.

**2001:** Began season at Fresno...transferred to Shreveport, June 5...season-high 7.0 innings and tied season-high four strikeouts, June 16 vs. San Antonio...was 2-0, 0.71 (12.2 ip, 1 er) in six appearances (two starts), July 18-August 4...did not allow a run in five appearances (one start), going 0-0, 0.00 (9.0 ip, 0 er), August 13-26...had .233 (20-for-86) batting-average-against vs. lefthanders.

**2000:** Began season with San Francisco...season-high nine strikeouts, April 6 at Florida...disabled with right shoulder tendinitis, May 13-June 6...began rehab assignments at San Jose and Bakersfield, May 26...first Major League homer off Denny Reyes, June 12 at Cincinnati...tied season-high two-game win streak, going 2-0, 3.10 (20.1 ip, 7 er) in 15 appearances, June 12-24...tied season-high 8.0 innings, July 5 vs. Colorado...disabled with right shoulder inflammation, July 14-August 19...began rehab assignment at Fresno, August 2...pitched 6-plus innings in 9 of 15 starts...had seven quality starts...had arthroscopic surgery on right shoulder, October 2.

**1999:** Began season at Shreveport...made two starts before being recalled, April 20...made Major League debut and recorded first career win, April 21 vs. Florida...became first Giant starter to pitch 7.0 shutout innings in big league debut since Mike Remlinger, June 15, 1991 vs. Pittsburgh...recorded first Major League save, May 16 at Houston...optioned to Fresno, June 1...had three-game win-streak, going 3-0, 1.73 (26.0 ip, 5 er) in four starts, June 29-July 15...pitched 9.0 inning complete game, July 25 at Omaha...recalled and optioned, August 4...recalled August 16...singled off Tony Armas, Jr. for first Major League hit, August 16 vs. Montreal...was 2-0, 1.59 (11.1 ip, 2 er) in two starts, August 16-22...season-high three-game win-streak, September 2-17...pitched 6.0-plus innings in nine of 14 starts...had eight quality starts.

**1998:** Began season at San Jose...California League Pitcher of the Week, June 3-10...Giants' Co-Minor League Player of the Month for June, going 3-1, 1.14 (31.2 ip, 4 er) with 37 strikeouts...promoted to Shreveport, July 16...transferred to San Jose, August 10...was fourth in California League in ERA...was fourth in organization in strikeouts...rated seventh Best Prospect in California League by *Baseball America*.

**1997:** Made transition to pitcher for Salem-Keizer (R, Northwest League)...was 2-0, 2.84 (31.2 ip, 10 er) in final five starts...was third on club in games and fourth in innings...was second in league in ERA.

**1996:** Did not play, returned to finish college degree at SUNY-Stony Brook.

**1995:** Began professional career as a shortstop at Bellingham...named Northwest League Player of the Week, July 31-August 6.

**PROFESSIONAL:** San Francisco's 6th round pick in 1995 First-Year Player Draft...signed by scout Alan Marr.



NATHAN'S PITCHING RECORD																				
YEAR	CLUB	W-L	ERA	G	GS	CG	SH	SV	IP	H	R	ER	HR	HB	BB	SO	WP	BK	BAA	
1997	Salem-Keizer	2- 1	2.47	18	5	0	0	2	62.0	53	22	17	7	4	26	44	2	0	.243	
1998	San Jose	8- 6	3.32	22	22	0	0	0	122.0	100	51	45	13	10	48	118	1	0	.224	
	Shreveport	1- 3	8.80	4	4	0	0	0	15.1	20	15	15	4	2	9	10	0	0	.317	
1999	Shreveport	0- 1	3.12	2	2	0	0	0	8.2	5	4	3	0	1	7	7	2	1	.179	
	SAN FRANCISCO	7- 4	4.18	19	14	0	0	1	90.1	84	45	42	17	1	46	54	2	0	.243	
2000	Fresno	6- 4	4.46	13	13	1	0	0	74.2	68	44	37	11	5	36	82	6	1	.244	
	SAN FRANCISCO	5- 2	5.21	20	15	0	0	0	93.1	89	63	54	12	4	63	61	5	0	.255	
	San Jose	0- 1	3.60	1	1	0	0	0	5.0	4	2	2	1	0	1	2	1	0	.235	
	Bakersfield	1- 0	5.06	1	1	0	0	0	5.1	2	3	3	0	1	7	6	1	0	.118	
	Fresno	0- 2	4.40	3	3	0	0	0	14.1	15	8	7	4	0	7	9	1	0	.268	
	Fresno	0- 5	7.77	10	10	0	0	0	46.1	63	47	40	13	5	33	21	6	0	.333	
2001	Shreveport	3- 6	6.93	21	7	0	0	0	62.1	73	49	48	11	4	37	33	7	1	.299	
	Fresno	6-12	5.60	31	25	1	0	0	146.1	167	97	91	20	3	74	117	9	0	.283	
	SAN FRANCISCO	0- 0	0.00	4	0	0	0	0	3.2	1	0	0	0	0	0	2	0	0	.083	
	SAN FRANCISCO	12- 4	2.96	78	0	0	0	0	79.0	51	26	26	7	3	33	83	4	1	.186	
2004	MINNESOTA	1- 2	1.62	73	0	0	0	44	72.1	48	14	13	3	2	23	89	5	0	.187	
2005	MINNESOTA	7- 4	2.70	69	0	0	0	43	70.0	46	22	21	5	0	22	94	2	0	.183	
2006	MINNESOTA	7- 0	1.58	64	0	0	0	36	68.1	38	12	12	3	1	16	95	3	0	.158	
2007	MINNESOTA	4- 2	1.88	68	0	0	0	37	71.2	54	15	15	4	1	19	77	3	0	.209	
2008	MINNESOTA	1- 2	1.33	68	0	0	0	39	67.2	43	13	10	5	2	18	74	2	0	.179	
2009	MINNESOTA	2- 2	2.10	70	0	0	0	47	68.2	42	16	16	7	2	22	89	4	0	.171	
Minor League Totals		27-41	4.93	126	93	2	0	2	562.1	570	342	308	84	35	285	449	36	3	.265	
American League Totals		22-12	1.87	412	0	0	0	246	418.2	271	92	87	27	8	120	518	19	0	.182	
National League Totals		24-10	4.12	121	29	0	0	1	266.1	225	134	122	36	8	142	200	11	1	.229	
Major League Totals		46-22	2.75	533	29	0	0	247	685.0	496	226	209	63	16	262	718	30	1	.201	

NATHAN'S BATTING RECORD																		
BATTING	AVG	G	AB	R	H	2B	3B	HR	RBI	SH	SF	HB	BB	SO	SB	CS	E	OBP
Career	.159	533	63	4	10	3	0	2	4	10	1	0	3	17	0	0	6	.194
Last Home Run: 6/29/00 at Colorado.																		

NATHAN'S FIELDING RECORD								
POSITION	PCT	G	PO	A	E	TC	DP	PB
Pitcher	.938	533	30	61	6	97	5	---

NATHAN'S DIVISION SERIES RECORD																				
YEAR	OPPONENT	W-L	ERA	G	GS	CG	SH	SV	IP	H	R	ER	HR	HB	BB	SO	WP	BK	BAA	
2003	Florida	0- 1	81.00	2	0	0	0	0	0.1	4	3	3	1	0	1	1	0	0	.800	
2004	New York (AL)	0- 1	3.60	3	0	0	0	1	5.0	2	2	2	0	0	5	6	0	0	.118	
2006	Oakland	0- 0	0.00	1	0	0	0	0	0.2	1	0	0	0	0	0	1	1	0	.333	
Division Series Totals		0- 2	7.50	6	0	0	0	1	6.0	7	5	5	1	0	6	8	1	0	.280	

NATHAN'S ALL-STAR GAME RECORD																				
YEAR	HOST	W-L	ERA	G	GS	CG	SH	SV	IP	H	R	ER	HR	HB	BB	SO	WP	BK	BAA	
2004	Houston	0- 0	0.00	1	0	0	0	0	1.0	0	0	0	0	0	0	2	0	0	.000	
2005	Detroit	0- 0	9.00	1	0	0	0	0	1.0	2	1	1	0	0	0	0	0	0	.400	
2008	New York (AL)	0- 0	0.00	1	0	0	0	0	1.0	0	0	0	0	0	0	1	0	0	.000	
2009	St. Louis	0- 0	0.00	1	0	0	0	0	1.0	1	0	0	0	0	1	1	0	0	.333	
All-Star Game Totals		0- 0	2.25	4	0	0	0	0	4.0	3	1	1	0	0	1	4	0	0	.250	

NATHAN'S WORLD BASEBALL CLASSIC RECORD																				
YEAR	CLUB	W-L	ERA	G	GS	CG	SH	SV	IP	H	R	ER	HR	HB	BB	SO	WP	BK	BAA	
2006	United States	0- 0	0.00	3	0	0	0	0	3.0	2	0	0	0	1	1	4	0	0	.200	

NATHAN'S DAY-BY-DAYS											
Date	Opp.	Score	Dec.	IP	H	R	ER	HR	BB	SO	Left Game or IR/IRS
4/ 8	Sea.	6-5	S	1.0	0	0	0	0	0	1	0/0
4/12	@CWS.	1-6	ND	1.0	2	1	1	1	0	1	0/0
4/14	Tor.	3-2	ND	1.0	0	0	0	0	0	0	0/0
4/17	LAA.	11-9	S	1.0	0	0	0	0	0	1	0/0
4/19	LAA.	3-1	S	1.0	0	0	0	0	1	2	0/0
4/24	@Cle.	5-1	ND	1.0	1	0	0	0	0	2	0/0
4/28	T.B.	4-3	W	1.0	2	1	1	1	1	0	0/0
APRIL TOTALS				1-0-3	7.0	5	2	2	2	7	2.57 ERA
5/ 1	K.C.	7-5	S	1.0	1	0	0	0	0	1	0/0
5/ 2	K.C.	7-10	ND	1.0	1	0	0	0	0	0	0/0
5/ 8	Sea.	11-0	ND	1.0	0	0	0	0	0	2	0/0
5/ 9	Sea.	9-6	S	1.0	1	0	0	0	0	0	0/0
5/12	Det.	6-2	ND	1.0	0	0	0	0	0	1	0/0
5/13	Det.	14-10	ND	1.0	0	0	0	0	1	1	0/0
5/14	Det.	6-5	S	1.0	0	0	0	0	0	2	0/0
5/15	@NYY.	4-5	L	0.2	3	3	3	0	2	1	0/0
5/21	@CWS.	20-1	ND	1.0	2	0	0	0	0	1	0/0
5/24	Mil.	6-3	ND	0.2	0	0	0	0	0	2	0/0
5/26	Bos.	5-2	S	1.0	1	0	0	0	0	0	0/0
5/27	Bos.	4-2	S	1.0	0	0	0	0	0	1	0/0
5/31	@T.B.	3-2	S	1.0	0	0	0	0	0	2	0/0
MAY TOTALS				0-1-6	12.1	9	3	3	0	3	2.19 ERA
6/ 2	Cle.	4-3	S	1.1	1	0	0	0	0	1	1/0
6/ 5	@Sea.	2-1	S	1.0	0	0	0	0	0	2	0/0
6/ 9	@Oak.	10-5	S	0.2	0	0	0	0	0	2	3/0
6/10	@Oak.	6-3	S	1.0	1	0	0	0	0	2	0/0
6/12	@CHC.	7-4	S	1.0	0	0	0	0	0	0	0/0
6/13	@CHC.	2-0	S	1.0	1	0	0	0	1	1	0/0
6/19	Hou.	5-2	S	1.1	0	0	0	0	0	1	0/0
6/23	@Mil.	7-3	ND	1.0	0	0	0	0	0	2	0/0
6/25	@Mil.	6-4	S	1.0	0	0	0	0	0	2	0/0
6/26	@STL.	3-1	S	1.0	1	0	0	0	0	2	0/0
6/28	@STL.	6-2	S	0.1	0	0	0	0	0	1	2/0
6/29	@K.C.	2-1	S	1.0	0	0	0	0	0	2	0/0
JUNE TOTALS				0-0-11	11.2	4	0	0	1	18	0.00 ERA
7/ 1	@K.C.	5-1	S	0.1	0	0	0	0	0	0	2/0
7/ 3	Det.	9-11	ND	1.0	0	0	0	0	1	2	0/0
7/ 4	Det.	4-3	S	1.0	0	0	0	0	0	2	0/0
7/10	CWS.	6-4	S	1.0	0	0	0	0	0	0	0/0
PRE-ASG TOTALS				1-1-23	34.1	18	5	5	2	7	1.31 ERA
7/17	@Tex.	5-3	S	1.0	1	0	0	0	0	0	0/0
7/18	@Tex.	4-1	S	1.0	1	0	0	0	0	2	0/0
7/21	@Oak.	3-2	S	1.0	0	0	0	0	0	1	0/0
7/23	@LAA.	5-6	ND	1.0	2	2	2	0	1	0	0/0
7/27	CWS.	4-3	S	1.0	0	0	0	0	0	1	0/0
7/28	CWS.	5-3	S	0.1	0	0	0	0	0	0	1/0
7/29	CWS.	3-2	S	1.0	1	0	0	0	1	2	0/0
7/31	LAA.	5-11	ND	1.0	0	0	0	0	0	3	0/0
JULY TOTALS				0-0-9	10.2	5	2	2	0	3	1.69 ERA
8/ 7	@Det.	8-10	ND	1.0	2	1	1	0	1	2	0/0
8/12	K.C.	7-1	ND	1.0	0	0	0	0	0	3	0/0
8/16	Cle.	4-7	ND	1.0	1	0	0	0	0	1	0/0
8/18	@Tex.	9-6	S	1.0	0	0	0	0	1	1	0/0
8/19	@Tex.	5-4	S	1.0	0	0	0	0	0	2	0/0
8/21	@K.C.	5-4	W	2.0	4	1	1	1	0	1	0/0
8/24	Bal.	2-1	S	1.0	0	0	0	0	2	3	0/0
8/28	Tex.	3-2	S	1.0	2	1	1	0	1	1	0/0
8/30	Tex.	5-3	S	1.0	1	0	0	0	1	1	0/0
8/31	CWS.	4-1	S	1.0	0	0	0	0	0	2	0/0
AUGUST TOTALS				1-0-6	11.0	10	3	3	1	6	2.45 ERA
9/ 2	CWS.	2-4	L	0.2	2	4	4	2	2	1	0/0
9/ 5	@Cle.	4-1	S	1.0	0	0	0	0	0	2	0/0
9/ 7	@Tor.	6-3	S	1.0	0	0	0	0	0	2	0/0
9/ 9	@Tor.	4-1	S	1.0	0	0	0	0	0	0	0/0
9/13	Oak.	8-0	ND	1.0	1	0	0	0	0	1	0/0
9/14	Cle.	6-3	S	1.0	1	0	0	0	1	2	0/0
9/15	Cle.	5-4	S	1.0	1	1	1	1	1	1	0/0
9/16	Cle.	7-3	S	0.2	0	0	0	0	0	2	2/0
9/18	Det.	3-0	S	1.0	1	0	0	0	1	1	0/0
9/22	@CWS.	8-6	S	1.0	0	0	0	0	0	1	0/0
9/23	@CWS.	8-6	S	1.0	0	0	0	0	1	1	0/0
9/29	@Det.	3-2	S	1.0	1	1	1	1	0	0	0/0
10/1	@Det.	8-3	ND	1.0	0	0	0	0	1	0	0/0
10/2	K.C.	10-7	S	1.0	0	0	0	0	0	2	0/0
10/3	K.C.	5-4	S	1.0	0	0	0	0	0	2	0/0
10/6	Det.	6-5	ND	1.2	2	0	0	0	0	2	2/0
SEPT./OCT. TOTALS				0-1-12	11.1	7	6	6	4	14	4.76 ERA
POST-ASG TOTALS				1-1-24	34.1	24	11	11	5	46	2.88 ERA
SEASON TOTALS				2-2-47	68.2	42	16	16	7	89	2.10 ERA



# PAT NESHEK

## RIGHTHANDED PITCHER

# 17

Height: 6-3  
Bats: S  
Born: 9/4/80 in Madison, WI  
Resides: Brooklyn Park, MN  
Acquired: 6th round, 2002 First-Year Player Draft  
M.L. Service: 2 years, 87 days  
Contract Status: Signed thru 2009



**PERSONAL:** Patrick J. Neshek...wife Stephaniee (Finger)...1999 graduate of Park Center (MN) High School where he was named All-State in 1999...attended Butler University where he holds the single-game (18 vs. Detroit, April 15, 2001), single-season (118, 2001) and career (280) strikeout records...2001 Cape Cod League All-Star.

**2009:** Missed the entire season recovering from "Tommy John" surgery on his right elbow.

**2008:** Had season-high three strikeouts, March 31 vs. Los Angeles (AL)...did not allow a run in seven appearances (5.1 ip), April 17-30...placed on 15-day disabled list with an acute partial tear of the ulnar collateral ligament in his right elbow, May 9.

**2007:** Had 17.0 inning scoreless streak, April 21-May 26...did not allow a run in 11 consecutive appearances, going 1-0, 0.00 (10.1 ip), May 29-June 22...was one of five players on the Final Vote Ballot for the 2007 All-Star Game...did not allow a run in nine appearances, going 2-0, 0.00 (7.1 ip, 0 er), July 7-21...tied season-high three-game win-streak, July 15-28...tied season-high three strikeouts, July 18 vs. Detroit...tied season-high 2.0 innings, September 4 vs. Cleveland...had .183 batting-average-against with lefthanders batting .181 (17-for-94) with three home runs and righthanders batting .185 (27-for-146) with four home runs...stranded 45 of 59 (76%) inherited runners and first-batters-faced in relief were 8-for-62 (.129) with 22 strikeouts...tied for fifth in American League in games.

**2006:** Began season at Triple-A Rochester...was 0-0, 0.00 (9.1 ip) with three saves, April 6-21...did not allow a run in six appearances, going 1-0, 0.00 (11.1 ip), with two saves, April 29-May 12...was 2-0, 0.52 (17.1 ip, 1 er) with six saves in nine appearances, May 17-June 6...selected to Triple-A All-Star Game, July 12 at Toledo...recalled and made Major League debut, July 7 at Texas...did not allow a run in five appearances (7.0 ip), July 7-23...recorded first Major League win, July 30 vs. Detroit...did not allow a run in nine appearances striking out 19 and walking just one, July 30-August 23...struck out a season-high four, twice, August 1 vs. Texas and August 12 vs. Toronto...recorded his second win August 16 vs. Cleveland as he retired the only batter he faced...recorded his third win in his next outing August 18 vs. Chicago (AL) with 1.1 scoreless innings...pitched 2.0 scoreless innings recording three strikeouts, September 28 vs. Kansas City...went 4-0 with a 0.90 ERA and held opponents to a .181 average at the Metrodome...stranded 26 of 29 (90%) of inherited runners and first-batters-faced in relief were 4-for-31 (.129)...named to *Topps* Triple-A All-Star Team as top relief pitcher...ranked sixth best prospect in the Twins' organization by *Baseball America* entering the 2007 season.

**2005:** Did not allow a run in 14 of 15 appearances, going 2-0, 0.92 (19.2 ip, 2 er) with five saves, April 18-May 29...tied season-high five strikeouts, June 20 vs. Binghamton...did now allow a run in 9 of 10 appearances, going 2-1, 1.69 (16.0 ip, 3 er) with four saves, June 24-July 20...season-high 3.0 innings, July 19 at Binghamton...was 0-0, 0.55 (16.1 ip, 1 er) with seven saves in 11 appearances, August 4-26...averaged 10.4 strikeouts per-9-innings...led Twins' minor leaguers in saves.

**2004:** Began season at New Britain...did not allow a run in 10 appearances, going 1-0, 0.00 (10.0 ip) with one save, May 5-June 5...was 1-0, 0.00 (7.2 ip) with one save in five appearances, June 17-July 1...season-high 4.0 innings and four strikeouts, July 5 vs. Trenton...transferred to Ft. Myers, July 15...did not allow a run in 10 of 12 appearances, going 0-0, 1.32 (13.2 ip, 2 er) with nine saves, July 17-August 20...led club in saves.

**2003:** Began season at Quad Cities...did not allow an earned run in first 13 appearances, going 2-1, 0.00 (14.1 ip) with five saves, April 5-May 4...Twins' Minor League Player of the Week, April 12-18...Twins' Minor League Pitcher of the Month for April...did not allow a run in 13 of 14 appearances, going 1-0, 0.50 (18.0 ip, 1 er) with nine saves, May 12-June 21...season-high five strikeouts, June 12 at Peoria...named to Midwest League All-Star team, June 17 at West Michigan...promoted to Ft. Myers, June 23...was 3-0, 1.64 (11.0 ip, 2 er) in seven appearances, June 26-July 11...did not allow a run in 9 of 11 appearances, going 1-0, 1.29 (14.0 ip, 2 er) with two saves, July 17-August 6...promoted to New Britain, August 12...tied season-high 3.0 innings, August 17 vs. Portland...was third among Twins' minor leaguers in saves...pitched for Grand Canyon in the Arizona Fall League.

**2002:** Was 0-0, 0.00 (4.0 ip) with three saves in four appearances, June 26-July 4...did not allow an earned run in 19 consecutive appearances, going 0-1, 0.00 (19.2 ip), July 11-August 20...season-high 3.1 innings, August 5 vs. Bristol...tied season-high four strikeouts, August 20 at Kingsport...led club and was second in Appalachian League in saves...was fifth among Twins' minor leaguers in saves.

**PROFESSIONAL:** Signed by scout Billy Milos.

### NESHEK'S FIELDING RECORD

POSITION	PCT	G	PO	A	E	TC	DP	PB
Pitcher	1.000	121	5	12	0	17	0	—

### NESHEK'S GAME HIGHS

2009				CAREER			
IP: --	Walks: --			IP: 2.2, 8/1/06 vs. Tex.	Walks: 2, 2x, 7/24/07 at Tor.		
SO: --	CG: --			SO: 4, 2x, last 8/12/06 vs. Tor.	CG: --		
Win-Streak: --	Low-Hit: --			Win-Streak: 3, 3x, last 7/15-28/07	Low-Hit: --		

# **NESHEK'S PITCHING RECORD**

YEAR	CLUB	W-L	ERA	G	GS	CG	SH	SV	IP	H	R	ER	HR	HB	BB	SO	WP	BK	BAA
2002	Elizabethhton	0- 2	0.99	23	0	0	0	15	27.1	13	6	3	0	2	6	41	1	0	.141
2003	Quad Cities	3- 2	0.52	28	0	0	0	14	34.1	20	3	2	0	1	11	53	1	0	.165
	Ft. Myers	4- 1	2.15	20	0	0	0	2	29.1	22	8	7	2	1	6	29	0	1	.202
	New Britain	1- 1	5.87	5	1	0	0	1	7.2	7	5	5	2	1	3	5	0	0	.233
2004	New Britain	2- 1	3.82	26	0	0	0	2	35.1	34	15	15	2	1	18	38	1	0	.246
	Ft. Myers	0- 1	2.95	16	0	0	0	10	18.1	16	7	6	2	0	2	19	0	0	.225
2005	New Britain	6- 4	2.19	55	0	0	0	24	82.1	69	25	20	9	2	21	95	3	0	.225
2006	Rochester	6- 2	1.95	33	0	0	0	14	60.0	41	13	13	7	1	14	87	2	0	.189
	MINNESOTA	4- 2	2.19	32	0	0	0	0	37.0	23	9	9	6	0	6	53	0	0	.176
2007	MINNESOTA	7- 2	2.94	74	0	0	0	0	70.1	44	25	23	7	2	27	74	2	0	.183
2008	MINNESOTA	0- 1	4.73	15	0	0	0	0	13.1	12	7	7	2	0	4	15	0	0	.240
2009	MINNESOTA	INJURED - DID NOT PITCH																	
<b>Minor League Totals</b>		<b>22-14</b>	<b>2.17</b>	<b>206</b>	<b>1</b>	<b>0</b>	<b>0</b>	<b>82</b>	<b>294.2</b>	<b>222</b>	<b>82</b>	<b>71</b>	<b>24</b>	<b>9</b>	<b>81</b>	<b>367</b>	<b>8</b>	<b>1</b>	<b>.205</b>
<b>Major League Totals</b>		<b>11- 5</b>	<b>2.91</b>	<b>121</b>	<b>0</b>	<b>0</b>	<b>0</b>	<b>0</b>	<b>120.2</b>	<b>79</b>	<b>41</b>	<b>39</b>	<b>15</b>	<b>2</b>	<b>37</b>	<b>142</b>	<b>2</b>	<b>0</b>	<b>.188</b>

# **NESHEK'S DIVISION SERIES RECORD**

YEAR	OPPONENT	W-L	ERA	G	GS	CG	SH	SV	IP	H	R	ER	HR	HB	BB	SO	WP	BK	BAA
2006	Oakland	0- 0	9.00	2	0	0	0	0	1.0	1	1	1	0	0	0	1	0	0	.250



# CARL PAVANO

## RIGHTHANDED PITCHER

48

Height: 6-5  
Bats: R  
Born: 1/8/76 in New Britain, CT  
Resides: West Palm Beach, FL  
Acquired: Trade with Cleveland, 8/7/09  
M.L. Service: 11 years, 114 days  
Contract Status: Signed thru 2009



**PERSONAL:** Carl Anthony Pavano...Single...Son Anthony Carl (11/15/08)...Graduated from Southington (Conn.) High School in 1994, winning the state championship as a senior...was All-State in 1993-94 and Gatorade "Player of the Year" in 1994...was the State MVP of the American Legion State Champions in 1993...hobbies include golfing, fishing, boating and movies.

**2009:** Signed a one-year free agent Major League contract for the 2009 season with Cleveland, January 6...made his Indians debut in Texas on April 9...lasted just 1.0 inning, as he allowed nine runs on six hits...the nine earned runs matched a career-high (third time)...fell to 0-2, April 14 at Kansas City...pitched 6.0 innings, allowing four runs on eight hits and struck out eight, his most strikeouts since June of 2004 while with the Marlins...fell to 0-3, April 25 vs. Minnesota, finishing the month with a 9.50 ERA in four starts...earned his first victory of the season, May 1 at Detroit after pitching 7.1 innings allowing two runs on seven hits...earned second straight win at Boston (first career win in Fenway), May 6...recorded third straight win, May 11 vs. Chicago (AL)...won his fourth game and matched his season-high streakout total (eight), May 21 at Kansas City (6.0 innings)...finished the month of May going 5-1 with a 3.60 ERA (45.0 ip, 18 er) in seven starts...was one of three pitchers (Detroit's Rick Porcello/Justin Verlander) in baseball with five wins in May...recorded his fifth career complete game shutout, June 5 at Chicago (AL), allowing three hits, his first complete game since May 17, 2005 vs. Seattle...did not start from June 16-23 (neck/shoulder)...won his seventh game of the season, July 4 vs. Oakland as he pitched 6.2 innings allowing just two earned runs...followed with an 8.0 inning win over the Tigers, July 11 allowing just two runs...made his final start with the Indians, August 2 vs. Detroit...earned the win after tossing 8.0 innings allowing one earned run on six hits...was traded to Minnesota, August 7 for PTBNL (Yohan Pino)...earned his first win as a Twin, August 2 at Detroit, allowing one run on six hits in 8.0 innings...beat the Tigers in his next start, August 8 at home, tossing 7.0 shutout innings, earning the win...posted a record of 5-4, 4.64 (73.2 ip, 38 er) in 12 starts with the Twins...his 14 wins were the second-most of his career (18 wins in 2004 with Florida)...finished second in the American League with a 1.76 walks-per-9.0 innings pitched ratio, behind Toronto's Roy Halladay (1.32), and fourth in strikeouts-per-walk ratio at 3.77.

**2008:** Was 1-1 with a 3.32 ERA in five combined rehab starts with Single-A Charleston and Double-A Trenton in 2008...made start on July 29 vs. Asheville (with Charleston), throwing 2.0 scoreless innings...was his first game action since April 9, 2007 with the Yankees...the Yankees were 5-2 in games he started in 2008...made his first Major League start and appearance of the season, August 23 at Baltimore after missing the team's first 128 games of the season while recovering from reconstructive surgery on his right elbow...recorded the win in a 5-3 Yankees victory, pitching 5.0 innings allowing three earned runs...was his first win and appearance since April 9, 2007 at Minnesota...earned the win in a 2-1 Yankees victory, August 29 vs. Toronto allowing just one run in 6.0 innings in his first start at Yankee Stadium since Opening Day in 2007 vs. Tampa Bay (April 2, 2007)...retired 18 of his 22 batters faced, including 12 straight hitters between the second and sixth-innings...the win came 1,221 days after his last win at Yankee Stadium (April 26, 2005 vs. Los Angeles-AL)...according to the Elias Sports Bureau, the last Yankees pitcher to go as many days between wins at Yankee Stadium — while pitching for no other Major League team in the interim — was Tommy Byrne, who went 1,751 days between wins from 10/2/43-7/18/48, due to military service...left his start on September 14 vs. Tampa Bay in the sixth inning with a stiff left hip after throwing one pitch to Eric Hinske...recorded the win, allowing three runs in 5.1 innings...did not miss his next start following the injury...improved to 3-0 at Yankee Stadium in 2008, winning his final home start of the season on September 19 vs. Baltimore and limiting the Orioles to two earned runs in 5.0 innings.

**2007:** Was 1-0 with a 4.76 ERA in two starts with the Yankees...made his first career Opening Day start on April 2, recording a no-decision in a 9-5 Yankees victory vs. Tampa Bay (4.1 innings)...was his first Major League start since June 27, 2005, a span of one year, 279 days...according to the Elias Sports Bureau, no pitcher had started on Opening Day after such a long absence since Vinegar Bend Mizell pitched for the Cardinals on Opening Day on April 17, 1956 after a hiatus of more than two years while serving in the military...recorded the win, April 9 at Minnesota — his first win since May 25, 2005 at New York (NL) — allowing two runs in 7.0 innings...was his second and final start of the season...was placed on the 15-day disabled list on April 15 (retroactive to April 10) with right forearm tightness...underwent "Tommy John" surgery on June 5 by Dr. David Altchek at the Hospital for Special Surgery in New York to repair the ulnar collateral ligament in his right elbow...was transferred to the 60-day D.L. on that same day through the rest of the season (missed 156 team games).

**2006:** Did not make a Major League appearance due to injuries (Yankees)...missed the beginning of spring training with lower back stiffness...was placed on the 15-day disabled list, March 29 with right shoulder tendonitis...made three rehab starts (one with Single-A Tampa and two with Double-A Trenton) from May 7-17...in his rehab start on May 17 with Trenton vs. Portland, left game after 1.0 inning after experiencing discomfort in his right elbow...underwent arthroscopic surgery to remove a bone chip from his right elbow...the surgery was performed by Dr. James Andrews in Birmingham, Ala...made four rehab starts from August 10-25...in his final rehab start with Triple-A Columbus, August 25 vs. Indianapolis, he left the game because of soreness under his right armpit and revealed that the injury occurred from a car accident on August 15...was transferred to the 60-day disabled list with a right rib fracture on September 5.

**2005:** Had his first season with the Yankees cut short due to rotator cuff tendonitis, going 4-6 with a 4.77 ERA in 17 starts...on April 10 vs. Baltimore, recorded the loss in a 7-2 Orioles win...was removed from the game in the third inning after he was hit on the right side of his head by a line drive (hit by Melvin Mora) and suffered a mild concussion...recorded his first win as a Yankee on April 20 at Toronto in an 11-2 Yankees' victory...tossed his first complete-game shutout as a Yankee in a 6-0 win, May 17 at Seattle...marked the fourth shutout of his career and the first since September 10, 2004 (with Florida) at Chicago (NL)...won four consecutive decisions over seven starts from April 20-May 22...made his

### PAVANO'S GAME HIGHS

#### 2009

IP: 9.0, 6/5 at CWS.  
SO: 8, 2x, last 5/21 at K.C.  
Win-Streak: 3, 2x, 5/21-6/5

Walks: 3, 4x, last 8/18 at Tex.  
CG: 1, 6/5 at CWS.  
Low-Hit: 3, 6/5 at CWS.



#### CAREER

IP: 9.0, 7x, last 6/5 at CWS.  
SO: 10, 8/30/03 vs. MTL.  
Win-Streak: 6, 5/24-6/27/04

Walks: 4, 5/1/04 at S.F.  
CG: 7x, last, 6/5 at CWS.  
Low-Hit: 3, 3x, 6/5 at CWS.

final start of the season on June 27 at Baltimore, allowing nine hits and four earned runs in 6.0 innings without receiving the decision in a 6-4 Yankees victory...was placed on the 15-day disabled list on July 7 (retroactive to 6/28) with right shoulder tendonitis...made the first of two rehab starts with the GCL Yankees on July 27...was re-evaluated by Team Physician Dr. Stuart Hershon and Dr. James Andrews and was diagnosed with rotator cuff tendonitis and associated pain in his humerus...was prescribed at least six weeks of rest and rehab for the condition.

**2004:** Set a career high in wins, going 18-8 with a career-low 3.00 ERA in 31 starts with Florida...established the Marlins' all-time wins record, surpassing the previous mark of 17 victories, done by Kevin Brown in 1996 and Alex Fernandez in 1997...finished tied for second in the National League and tied for fourth in the Majors in wins with Roger Clemens, Bartolo Colon, Kenny Rogers and Jason Schmidt, behind only Curt Schilling (21), Roy Oswalt and Johan Santana (20 each)...was named to his first All-Star team and pitched 2.0 innings in the game...ranked seventh in the NL in ERA, sixth in innings pitched (222.1), tied for third in shutouts (two) and seventh in winning percentage (.692). Florida posted a 22-9 record in his 31 starts (.710 winning percentage)...finished tied for fifth in the NL with 23 quality starts (74.2%)...ranked seventh in the NL, allowing 1.98 walks per game...allowed one walk or less 18 times and no bases on balls in five starts...posted a career-best six-game winning streak over seven starts from May 24-June 27...went 5-0 with a 1.37 ERA in June, earning National League "Pitcher of the Month"...tossed his first of two complete game shutouts of the year on June 16 vs. Chicago (AL), as he allowed three hits and one walk (IBB) and tied a season-high with eight strikeouts...added his second shutout of the year on September 10 (Game 1 of a doubleheader) against the Chicago Cubs at Wrigley Field, when he allowed seven hits and struck out six...recorded a career-high 13 hits on the season (two home runs).

**2003:** Made a career-high 33 appearances (32 starts) with Florida...the Marlins went 18-15 in his 33 appearances...led the Marlins with 21 quality starts...allowed a .265 opponent's batting average, his lowest mark since 2000 with Montreal (.248)...ranked second on the team, allowing 19 homers for the second time in his career (also 2002)...ranked 10th in the National League in fewest walks per nine innings (2.19)...set a career-high with 10 strikeouts over 8.0 innings on August 30 vs. Montreal...started Florida's Wild Card-clinching game on September 26 vs. the Mets, allowing three runs in 7.0 innings...in his only career playoff action, went 2-0 with a 1.40 ERA in eight games (two starts)...appeared in two World Series games vs. the Yankees...made the start at home in Game 4 on October 22, holding the Yankees to one run in 8.0 innings (7 hits and no walks) as the Marlins won the 12-inning game, 4-3.

**2002:** Combined to post a 6-10 record with a 5.16 ERA in 37 games (22 starts) with the Florida Marlins and the Montreal Expos...began the year 3-8 with a 6.30 ERA in 15 games (14 starts) for Montreal...was optioned to Triple-A Ottawa on June 19...went 3-2 with a 3.79 ERA in 22 games (eight starts) with Florida after being acquired from the Expos, July 11...made his Marlins debut in relief on July 12 at Chicago (NL)...made 14 relief appearances with Florida before joining the Marlins' starting rotation...went 0-1 with a 3.05 ERA in his relief outings...made his first Marlins start on August 23 at San Diego and took the loss.

**2001:** Made eight starts for Montreal as he made his way back from right elbow surgery...began the year on the 15-day disabled list and was transferred to the 60-day D.L. on April 13...made six rehab starts (three with Single-A Jupiter and three with Triple-A Ottawa)...was reinstated on August 15 and made the start that night at Los Angeles (NL)...was optioned to Triple-A Ottawa on August 22...was recalled by the Expos, September 1.

**2000:** Saw his season end on June 24 due to soreness in his throwing arm...before the injury, ranked fifth in the NL in ERA...left the game on June 24 against the Phillies due to soreness in his right arm...placed on the D.L. on June 25 with tendonitis in his right triceps...underwent surgery on August 22 in Birmingham, Ala., to remove bone chips from his right elbow.

**1999:** Limited by injuries to 19 games (18 starts) and 104.0 innings with the Expos...won six of his eight decisions from May 4-June 25, with a 4.86 ERA...included was a stretch of 16.0 consecutive scoreless innings...made his final start of the year, July 11...placed on the 15-day disabled list on July 12 with right elbow soreness...underwent an MRI and was examined by Dr. James Andrews, October 12, revealing tendonitis.

**1998:** Made 24 outings (23 starts) during his rookie season with Montreal...did not make an appearance in spring training, suffering from shoulder tendonitis...opened the season in the minors, making seven starts with Single-A Jupiter and Triple-A Ottawa (1-0, 4.28 ERA)...was recalled on May 23 and made his Major League debut that night vs. Philadelphia...held the Phillies to two runs (one earned) in 7.0 innings but did not receive a decision in the 3-2 Expos "walk-off" win...collected his first Major League win in his third career outing on June 2 at Philadelphia (7.1 ip, 2 er)...made five starts of 7.0-plus innings, including a season-long 7.1 innings twice...made his first and only relief appearance of the year on the season's final day on September 27 at St. Louis...took the loss after surrendering Mark McGwire's 70th homer of the season—a three-run line drive to left in the seventh inning...after the game, donated his glove to the National Baseball Hall of Fame...was acquired by the Expos following the 1997 season along with a player to be named later (RHP Tony Armas, Jr.) from the Boston Red Sox in exchange for RHP Pedro Martinez...ranked by Baseball America as the sixth-best rookie in the Majors behind Kerry Wood, Orlando Hernandez, Rolando Arroyo, Kerry Ligtenberg and Steve Woodard.

**1997:** Pitched for Triple-A Pawtucket in the Red Sox organization...was named the International League's top prospect by league managers in Baseball America...finished third in the league with a 3.12 ERA and 147 strikeouts and was tied for fifth in wins...began the season on Pawtucket's disabled list with right shoulder tendonitis...was reinstated on April 25 and made his Triple-A debut the next night vs. Ottawa (5.0 innings, five strikeouts)...after a loss on May 1, won eight consecutive decisions over 13 starts, tying a Pawtucket record set by Allen Ripley in 1977...was 4-0 with a 1.99 ERA in six starts in June and was named Pawtucket "Player of the Month" and Boston Red Sox Minor League "Pitcher of the Month"...placed on the disabled list from July 1-13 with right elbow tendonitis...named to the midseason Triple-A All-Star team but did not play due to the injury...had four games with 10 or more strikeouts...named to the postseason Triple-A All-Star team.

**1996:** Spent the season with Double-A Trenton...was named the "Minor League Pitcher of the Year" by Howe Sportsdata and the Red Sox "Minor League Pitcher of the Year"...led all Double-A pitchers with a club-record 16 wins and led the league with a 2.63 ERA...ranked fifth among the league's top prospects by Baseball America, behind Vladimir Guerrero, Scott Rolen, Jamey Wright and Luis Castillo...ranked among league leaders with six complete games (tied for first), 185.0 innings (second), .230 BAA (second), and 94 strikeouts (fourth)...named the league's "Pitcher of the Year" and was selected to the All-Star team...finished 8-0 with a 1.05 ERA in his final 11 starts with four complete games, including 7-0 and an 0.83 ERA in his final 10 starts.

**1995:** Led Single-A Michigan with 138 strikeouts, the fourth-highest total in the Midwest League...averaged 8.79 strikeouts per nine innings, third in the league among starters.

**1994:** Made his professional debut at Fort Myers in the Rookie Gulf Coast League...averaged 9.61 strikeouts per nine innings pitched.

**PROFESSIONAL:** Was Selected by the Boston Red Sox in the 13th round of the 1994 First-Year Player Draft...signed by scouts Buzz Bowers and Ray Fagnant...was traded along with Tony Armas Jr. to the Montreal Expos for Pedro Martinez on November 18, 1997...has been placed on the disabled list seven times in his career, most recently in 2008 rehabbing from Tommy John surgery.

PAVANO'S PITCHING RECORD																				
YEAR	CLUB	W-L	ERA	G	GS	CG	SH	SV	IP	H	R	ER	HR	HB	BB	SO	WP	BK	BAA	
1994	GCL Red Sox	4- 3	1.84	9	7	0	0	0	44.0	31	14	9	1	1	7	47	4	1	.186	
1995	Michigan	6- 6	3.44	22	22	1	0	0	141.1	118	63	54	7	6	52	138	9	0	.227	
1996	Trenton	16- 5	2.63	27	26	6	2	0	185.0	154	66	54	16	11	47	146	7	1	.230	
1997	Pawtucket	11- 6	3.12	23	23	3	0	0	161.2	148	62	56	13	6	34	147	7	1	.239	
1998	Ottawa	1- 0	2.41	3	3	0	0	0	18.2	12	5	5	1	5	7	14	1	0	.190	
	MONTREAL	6- 9	4.21	24	23	0	0	0	134.2	130	70	63	18	8	43	83	1	0	.251	
	Jupiter	0- 0	6.60	4	4	0	0	0	15.0	20	11	11	1	0	3	14	0	0	.333	
1999	Ottawa	0- 1	9.00	2	2	0	0	0	5.0	7	5	5	1	0	0	3	0	0	.318	
	MONTREAL	6- 8	5.63	19	18	1	1	0	104.0	117	66	65	8	4	35	70	1	6	.285	
2000	MONTREAL	8- 4	3.06	15	15	0	0	0	97.0	89	40	33	8	8	34	64	1	1	.248	
2001	MONTREAL	1- 6	6.33	8	8	0	0	0	42.2	59	33	30	7	2	16	36	0	1	.331	
	OTTAWA	2- 1	3.58	4	4	0	0	0	27.2	27	13	11	4	3	5	19	1	0	.248	
	Jupiter	1- 1	2.19	3	3	0	0	0	12.1	10	7	3	1	1	2	11	0	0	.213	
2002	MONTREAL	3- 8	6.30	15	14	0	0	0	74.1	98	55	52	14	7	31	51	2	1	.318	
	FLORIDA	3- 2	3.79	22	8	0	0	0	61.2	76	33	26	5	3	14	41	1	1	.306	
	Ottawa	3- 0	3.10	3	3	0	0	0	20.1	23	8	7	2	0	2	9	1	0	.295	
2003	FLORIDA	12-13	4.30	33	32	2	0	0	201.0	204	99	96	19	7	49	133	3	2	.265	
2004	FLORIDA	18- 8	3.00	31	31	2	2	0	222.1	212	80	74	16	11	49	139	2	3	.253	
2005	NEW YORK (AL)	4- 6	4.77	17	17	1	1	0	100.0	129	66	53	17	8	18	56	2	1	.315	
	GCL Yankees	0- 0	1.80	1	1	0	0	0	5.0	2	2	1	1	0	0	5	0	0	.118	
	Tampa	0- 1	4.50	1	1	0	0	0	6.0	6	3	3	1	0	0	3	0	0	.250	
2006	Trenton	1- 0	1.64	3	3	0	0	0	11.0	6	2	2	0	1	0	12	0	0	.150	
	Tampa	0- 2	2.31	3	3	0	0	0	11.2	10	6	3	2	1	3	10	0	0	.238	
	Columbus	1- 0	3.00	1	1	0	0	0	6.0	8	2	2	0	0	1	5	0	0	.381	
2007	NEW YORK (AL)	1- 0	4.76	2	2	0	0	0	11.1	12	7	6	1	0	2	4	0	0	.273	
2008	Charleston	0- 0	1.80	2	2	0	0	0	5.0	6	1	1	0	0	1	6	0	0	.300	
	Trenton	1- 1	3.86	3	3	0	0	0	14.0	14	6	6	3	2	3	13	2	0	.259	
	NEW YORK (AL)	4- 2	5.77	7	7	0	0	0	34.1	41	23	22	5	4	10	15	0	1	.306	
2009	CLEVELAND	9- 8	5.37	21	21	1	1	0	125.2	150	80	75	19	3	23	88	4	0	.330	
	MINNESOTA	5- 4	4.64	12	12	0	0	0	73.2	85	39	38	7	3	16	59	1	0	.284	
Minor League Totals		47-27	3.04	114	111	10	2	0	689.2	602	276	233	54	37	167	602	32	3	.234	
Major League Totals		80-78	4.44	226	208	7	5	0	1282.2	1402	691	633	144	68	340	839	18	14	.279	

PAVANO'S FIELDING RECORD								
POSITION	PCT	G	PO	A	E	TC	DP	PB
Pitcher	.980	226	71	171	5	247	15	—

PAVANO'S BATTING RECORD																		
BATTING	AVG	G	AB	R	H	2B	3B	HR	RBI	SH	SF	HB	BB	SO	SB	CS	E	OBP
Career	.138	226	297	14	41	8	2	2	14	0	0	1	4	116	0	0	5	.152
Last Home Run: 8/22/04 at San Diego off Sterling Hitchcock																		

PAVANO'S ALL-STAR RECORD																				
YEAR	HOST	W-L	ERA	G	GS	CG	SH	SV	IP	H	R	ER	HR	HB	BB	SO	WP	BK	BAA	
2004	Houston	0-0	9.00	1	0	0	0	0	2.0	3	2	2	1	0	0	1	0	0	.500	

PAVANO'S DIVISON SERIES RECORD																				
YEAR	CLUB	W-L	ERA	G	GS	CG	SH	SV	IP	H	R	ER	HR	HB	BB	SO	WP	BK	BAA	
2003	Florida	2-0	0.00	3	0	0	0	0	2.2	1	0	0	0	1	1	1	0	0	.111	

PAVANO'S LEAGUE CHAMPIONSHIP RECORD																			
YEAR	CLUB	W-L	ERA	G	GS	CG	SH	SV	IP	H	R	ER	HR	HB	BB	SO	WP	BK	BAA
2003	Florida	0-0	2.35	3	1	0	0	0	7.2	8	1	1	0	0	1	8	0	0	.286

PAVANO'S WORLD SERIES RECORD																			
YEAR	CLUB	W-L	ERA	G	GS	CG	SH	SV	IP	H	R	ER	HR	HB	BB	SO	WP	BK	BAA
2003	Florida	0-0	1.00	2	1	0	0	0	9.0	8	1	1	0	0	1	6	0	0	.250

PAVANO'S DAY-BY-DAYS											
Date	Opp.	Score	Dec.	IP	H	R	ER	HR	BB	SO	Left Game or IR/IRS
TOTALS WITH INDIANS			9-8	125.2	150	80	75	19	23	88	5.37 ERA
8/ 8	@Det.	11-0	W	7.0	5	0	0	0	0	5	Leading 11-0
8/13	K.C.	4-5	L	7.0	5	5	5	1	3	6	Trailing 5-4
8/18	@Tex.	9-6	ND	4.0	7	5	5	1	3	4	Trailing 5-1
8/23	@K.C.	10-3	W	7.0	8	2	2	0	0	2	Leading 9-2
8/29	Tex.	0-3	L	6.0	6	2	2	0	1	7	Trailing 2-0
AUGUST TOTALS			2-2	31.0	31	14	14	2	7	24	4.06 ERA
9/ 4	@Cle.	2-5	L	6.0	8	4	3	0	2	6	Trailing 4-2
9/ 9	@Tor.	4-1	W	7.1	6	1	1	0	2	5	Leading 2-1
9/14	Cle.	6-3	ND	6.0	6	3	3	2	1	4	Trailing 3-0
9/19	Det.	6-2	ND	7.0	11	2	2	0	0	4	Trailing 2-1
9/25	@K.C.	9-4	W	6.0	8	4	4	2	1	5	Leading 8-4
9/30	@Det.	2-7	L	4.2	7	7	7	0	2	4	Trailing 7-2
10/4	K.C.	13-4	W	5.2	8	4	4	1	1	7	Leading 8-4
SEPT./OCT. TOTALS			2-2	37.0	46	21	20	4	8	28	4.86 ERA
TOTALS WITH TWINS			5-4	73.2	85	39	38	7	16	59	4.64 ERA
SEASON TOTALS			14-12	199.1	235	119	113	26	39	147	5.10 ERA





# GLEN PERKINS

## LEFTHANDED PITCHER

15

Height: 6-0  
Bats: L  
Born: 3/2/83 in St. Paul, MN  
Resides: Lakeville, MN  
Acquired: 1st round (22nd overall), 2004 First-Year Player Draft  
M.L. Service: 1 year, 155 days  
Contract Status: Signed thru 2009



**PERSONAL:** Glen Weston Perkins...wife Alisha (Weber)...daughters Addison (11/21/06) and Lyla (8/10/08)...2001 graduate of Stillwater (MN) High School, where he was named All-State in 2000...attended University of Minnesota where he was named first team All-Big Ten, Big Ten Freshman of the Year, Baseball America first team Freshman All-American and was one of four Collegiate Baseball Freshman of the Year in 2003...set school single season record for strikeouts (117) in 2003...named Big Ten Pitcher of the Year, first team All-Big Ten, selected to Louisville Slugger, *Collegiate Baseball News* (second team), *Baseball America* (third team) and ABCA (third team) All-America teams in 2004...named Midwest Scouts' Association College Player of the Year in 2004.

**2009:** Made the Twins Opening Day roster for the first time in his career as the Twins number four starter...made his first start on April 9 vs. Seattle, allowing just one run on five hits in 8.0 innings...tossed 8.0 innings in each of his first three starts, April 9-19, including his first win on April 19 vs. Los Angeles (AL)...he allowed no more than two runs in any of those first three, becoming the first pitcher to begin a season with three straight games of at least 8.0 innings and two-or-fewer runs allowed since Pat Hentgen did it for the Orioles in 2001...no other pitcher has started a season with a three-game streak of that kind for the Twins since the club relocated to Minnesota in 1961...tied a career-low of 0.2 innings pitched, May 18 at New York (AL) before going on the 15-day disabled list, May 18 with inflammation in his left elbow...made two rehab starts at Single-A Ft. Myers and returned to the club on June 16...tossed 7.0 innings in three consecutive starts from June 21-July 1...placed on the 15-day disabled list, August 11 with left shoulder tendinitis...finished the season with Triple-A Rochester.

**2008:** Began season at Triple-A Rochester...recalled and made first Major League start, May 10 vs. Boston...tossed 6.0-plus innings in four consecutive starts, going 2-1, 2.77 (26.0 ip, 8 er), May 10-25...recorded first career win, May 20 vs. Texas...recorded second career win, May 25 at Detroit...season-high seven strikeouts on June 30 vs. Detroit...tossed season-high 8.0 innings, allowing three runs on 10 hits for third career win, June 19 vs. Washington...won five straight decisions from June 19-July 18...allowed three earned runs-or-fewer in eight straight starts from June 9-July 18...tossed 6.0 shutout innings on July 18 vs. Texas, giving up just three hits...tied for first in the American League in wins for July (four)...five straight wins in six starts from July 29-August 27, including two 8.0 shutout inning performances vs. New York (AL) on August 11 and at Los Angeles (AL) on August 22...logged his 10th win on August 17 vs. Seattle becoming the 11th Twins pitcher in history to win at least 10 games in their rookie season...recorded the third most wins for a Twins pitcher in their rookie season tying Francisco Liriano (2006), Jesse Crain (2005), Mark Redman (2000) and Kevin Tapani (1990)...finished 15th on that same list for innings pitched...tied Jim "Mudcat" Grant (1965) and Camilo Pascual (1965) for fifth highest single-season winning percentage All-Time for a Twins starter (minimum of 20 starts) and fourth most by a lefthanded pitcher (Viola in '88 - .774; Santana in '04 - .769; Santana in '06 - .760), highest for a rookie...was 6-2, 4.71 (72.2 ip, 38 er) in 13 starts after the All-Star break.

**2007:** Began season at Triple-A Rochester...made one start for the Red Wings before being recalled April 12...season-high 4.0 innings, April 12 vs. Detroit...season-high three strikeouts, April 14 vs. Tampa Bay...placed on 15-day disabled list with a muscle strain in his left shoulder, May 22...pitched in one game for GCL Twins on rehab assignment, July 11...rehab assignment transferred to Ft. Myers, July 14-18...assigned to New Britain on injury rehab, August 17-30...reinstated from disabled list, September 11...did not allow a run in seven appearances (5.0 ip), September 12-28.

**2006:** Began season at Double-A New Britain and recorded his first win May 19 allowing just one run in 7.0 innings...tossed a complete game shutout June 4...averaged 10.05 strikeouts per-9-innings at New Britain...promoted to Rochester, September 3...contract selected, September 19...made Major League debut, becoming the 27th native Minnesotan to play for the Twins, September 21 at Boston...pitched 1.1 scoreless innings and struck out his first batter in debut...tossed a career-high 3.2 innings allowing just one run on one hit and struck out five, September 29 vs. Chicago (AL)...ranked second best prospect in the Twins' organization by *Baseball America* entering the 2007 season.

**2005:** Disabled with sprained left wrist, April 15-22...was 1-0, 1.13 (16.0 ip, 2 er) in four starts, April 22-May 9...was 2-0, 1.29 (21.0 ip, 3 er) in three starts, June 5-16...season-high 14 strikeouts, June 11 at Lakeland...Twins' Minor League Pitcher of the Week, June 11-17...season-high 9.0 innings and six-hit shutout, June 16 vs. Clearwater...promoted to New Britain, June 23...allowed three earned runs or less in five consecutive starts, going 1-1, 3.37 (26.2 ip, 10 er), June 24-July 15...was 1-1, 3.00 (21.0 ip, 7 er) in three starts, August 21-September 1...pitched for Grand Canyon in the Arizona Fall League...ranked fourth best prospect in the Twins' organization by *Baseball America* entering the 2006 season.

**2004:** Began season at Elizabethton...was 1-0, 2.25 (12.0 ip, 3 er) in three starts, July 6-17...promoted to Quad Cities, July 21...was 2-0, 1.30 (34.2 ip, 5 er) in six starts, August 8-September 4...season-high 7.0 innings, August 19 at Ft. Wayne.

**PROFESSIONAL:** Signed by scout Mark Wilson.

PERKINS' GAME HIGHS			
2009		CAREER	
IP: 8.0, 3x, last 4/19 vs. LAA.	Walks: 4, 5/13 vs. Det.	IP: 8.0, 6x, last 4/19/09 vs. LAA.	Walks: 4, 5/13/09 vs. Det.
SO: 4, 8x, last 7/17 at Tex.	CG: --	SO: 7, 6/30/08 vs. Det.	CG: --
Win-Streak: 2, 6/26-7/1	Low-Hit: --	Win-Streak: 5, 2x, last 7/29-8/27/08	Low-Hit: --



PERKINS' PITCHING RECORD																			
YEAR	CLUB	W-L	ERA	G	GS	CG	SH	SV	IP	H	R	ER	HR	HB	BB	SO	WP	BK	BAA
2004	Elizabethhton	1- 0	2.25	3	3	0	0	0	12.0	8	3	3	0	0	4	22	0	0	.186
	Ft. Myers	2- 1	1.30	9	9	0	0	0	48.1	33	9	7	2	3	12	49	0	0	.205
2005	Ft. Myers	3- 2	2.13	10	9	2	1	0	55.0	41	14	13	2	1	13	66	2	0	.205
	New Britain	4- 4	4.90	14	14	0	0	0	79.0	80	45	43	4	8	35	67	3	1	.263
2006	New Britain	4-11	3.91	23	23	2	1	0	117.1	109	60	51	11	6	45	131	3	1	.243
	Rochester	0- 1	2.08	1	1	0	0	0	4.1	6	1	1	0	0	5	3	0	0	.333
2007	MINNESOTA	0- 0	1.59	4	0	0	0	0	5.2	3	1	1	0	0	0	6	0	0	.150
	Rochester	0- 0	1.50	1	1	0	0	0	6.0	2	1	1	1	0	1	2	0	0	.105
2008	MINNESOTA	0- 0	3.14	19	0	0	0	0	28.2	23	10	10	2	2	12	20	2	0	.232
	New Britain	0- 2	11.05	3	3	0	0	0	7.1	11	9	9	4	0	7	7	2	0	.344
2009	Ft. Myers	0- 0	27.00	1	1	0	0	0	1.0	3	3	3	1	0	0	0	1	0	.500
	GCL Twins	0- 0	1.80	3	3	0	0	0	5.0	3	1	1	0	1	2	6	1	0	.167
2008	Rochester	2- 1	2.97	7	6	1	1	0	33.1	28	15	11	2	1	19	27	1	1	.220
	MINNESOTA	12- 4	4.41	26	26	0	0	0	151.0	183	81	74	25	3	39	74	2	1	.301
2009	MINNESOTA	6- 7	5.89	18	17	0	0	0	96.1	120	64	63	13	1	23	45	2	1	.304
	Ft. Myers	1- 0	2.45	2	2	1	1	0	11.0	8	5	3	2	0	1	9	0	0	.195
	GCL Twins	0- 0	0.00	1	1	0	0	0	1.0	0	0	0	0	0	0	0	0	0	.000
Minor League Totals		16-22	3.49	75	73	5	3	0	368.2	324	161	143	27	20	143	380	13	3	.235
Major League Totals		18-11	4.73	67	43	0	0	0	281.2	329	156	148	40	6	74	145	6	2	.293

PERKINS' FIELDING RECORD								
POSITION	PCT	G	PO	A	E	TC	DP	PB
Pitcher	.955	67	5	37	2	44	3	—

PERKINS' BATTING RECORD																		
BATTING	AVG	G	AB	R	H	2B	3B	HR	RBI	SH	SF	HB	BB	SO	SB	CS	E	OBP
Career	.000	67	4	0	0	0	0	0	0	3	0	0	0	4	0	0	1	.000
Last Home Run: None.																		

PERKINS' DIVISION SERIES RECORD																			
YEAR	OPPONENT	W-L	ERA	G	GS	CG	SH	SV	IP	H	R	ER	HR	HB	BB	SO	WP	BK	BAA
2006	Oakland	0- 0	0.00	1	0	0	0	0	0.1	2	0	0	0	0	0	0	0	0	.667

PERKINS' DAY-BY-DAYS												
Date	Opp.	Score	Dec.	IP	H	R	ER	HR	BB	SO	Left Game or IR/IRS	
4/ 9	Sea.	0-2	L	8.0	5	1	1	0	2	4	Trailing 1-0	
4/14	Tor.	3-2	ND	8.0	7	2	2	0	1	4	Tied 2-2	
4/19	LAA.	3-1	W	8.0	4	1	1	0	1	4	Leading 3-1	
4/26	@Cle.	2-4	L	5.0	7	4	4	0	2	4	Trailing 4-0	
APRIL TOTALS				1-2	29.0	23	8	8	0	6	16	
5/ 2	K.C.	7-10	ND	6.0	10	5	5	1	0	4	Leading 6-5	
5/ 7	@Bal.	4-5	ND	6.0	5	4	4	2	2	2	Tied 4-4	
5/13	Det.	14-10	ND	5.1	5	5	5	1	4	4	Trailing 5-4	
5/18	@NYY.	6-7	L	0.2	7	6	6	2	0	0	Trailing 6-2	
MAY TOTALS				0-1	18.0	27	20	20	6	6	10	
6/16	Pit.	8-2	W	6.0	7	2	2	1	1	4	Leading 8-2	
6/21	Hou.	1-4	L	7.0	9	4	4	0	1	1	Trailing 1-4	
6/26	@StL.	3-1	W	7.0	4	1	1	0	0	3	Leading 3-1	
JUNE TOTALS				2-1	20.0	20	7	7	1	2	8	
7/ 1	@K.C.	5-1	W	7.0	10	1	1	0	0	1	Leading 5-1	
7/11	CWS.	7-8	L	4.1	8	5	5	0	2	1	Trailing 5-0	
PRE-ASG TOTALS				4-5	78.1	88	41	41	7	16	36	
7/17	@Tex.	5-3	W	5.0	7	3	3	1	1	4	Leading 5-3	
7/22	@Oak.	1-16	L	1.0	6	8	8	1	3	0	Trailing 8-1	
7/27	CWS.	4-3	W	7.0	6	3	3	2	1	3	Leading 4-3	
JULY TOTALS				3-2	24.1	37	20	20	4	7	9	
8/ 2	LAA.	4-13	L	4.0	12	9	8	2	1	2	Trailing 7-2	
8/ 8	@Det.	11-0	ND	1.0	1	0	0	0	1	0	0/0	
AUGUST TOTALS				0-1	5.0	13	9	8	2	2	14.40 ERA	
POST-ASG TOTALS				2-2	18.0	32	23	22	6	7	11.00 ERA	
SEASON TOTALS				6-7	96.1	120	64	63	13	23	45	



# JASON PRIDIE

## OUTFIELDER

11

Height: 6-1  
Bats: L  
Born: 10/9/83 in Phoenix, AZ  
Resides: Gilbert, AZ  
Acquired: Trade with Tampa Bay, 11/28/07  
M.L. Service: 27 days  
Contract Status: Signed thru 2009



**PERSONAL:** Jason Orville Pridie...2002 graduate of Prescott (AZ) High School...named Arizona High School Player of the Year in 2002.

**2009:** Started the season at Triple-A Rochester...hit safely in 16 consecutive games from April 16-May 5...first home run on May 17 at Durham...collected four three-hit games in a span of 12 games from May 30-June 11...recalled by Minnesota on June 16 when Denard Span went on the 15-day disabled list...Pridie appeared in one game as a defensive replacement and was optioned back to Rochester on June 24...went 3-for-5 with a home run and three rbi on July 5 vs. Buffalo and again on July 6 vs. Buffalo and one more time July 8 at Syracuse...from July 5-11, in an eight game span, he batted .389 (14-for-36) with three runs scored, four doubles, 10 rbi and nine runs scored...four-hit game, July 20 vs. Pawtucket...four-hit game, July 26 at Charlotte...14-game hit-streak from August 25-September 6.

**2008:** Began season at Triple-A Rochester...first home run of the season, April 20 at Scranton/Wilkes-Barre...hit safely in 18 of 19 games, April 13-May 1, including a 14-game hit-streak to start that stretch...hit .389 (14-for-36) from April 24-May 1...homered in three consecutive games, June 2-4...went 4-for-4 on June 26 at Louisville with a triple...second four-hit game on July 12 at Durham, including two home runs, five rbi and three runs scored...had second multi-homer game, July 23 vs. Toledo...hit .421 (48-for-114) in 27 games (18 multi-hit games), with 21 rbi and 23 runs scored, July 19-August 14...named International League Batter of the Week July 21-27...had 21-game hit-streak, July 25-August 15...hit .326 after the All-Star break...became first Red Wing with more than 15 triples in a season since Ray Pepper in 1931...contract selected by Minnesota on September 2 and made his Major League debut, September 3 at Toronto as a pinch-runner, while walking in first career at-bat...appeared in 10 games for the Twins, including three pinch-hit appearances...was the Twins minor league full season leader in several categories, including games (138), at-bats (559), runs (84), hits (151) and triples (16)...rated top defensive outfielder in International League by *Baseball America*.

**2007:** Began season at Double-A Montgomery...hit safely in 11 of 12 games, April 17-29...season-high 17-game hit-streak, going 30-for-71 (.423), May 4-20...was 11-for-27 (.407) in seven games, June 5-11...selected to Southern League All-Star Team...promoted to Triple-A Durham, June 22...had 12-game hit-streak, going 22-for-50 (.440), July 7-22...had two-homer game, August 8 at Columbus...hit safely in 12 consecutive games, going 17-for-50 (.340), August 12-24...season-high five rbi, August 15 vs. Charlotte...had eight-game hit-streak, going 12-for-35 (.343), August 27-September 2...rated 20th Best Prospect in International League by *Baseball America*.

**2006:** Spent entire season at Double-A Montgomery...had seven-game hit-streak, going 12-for-28 (.429), April 6-12...hit safely in seven consecutive games, going 10-for-27 (.370), May 30-June 5...was 8-for-18 (.444) in five games, August 9-16...was fifth in league in games.

**2005:** Began season at Single-A Visalia...disabled with right knee sprain, April 9-July 26...promoted to Montgomery, July 26...season-high four-game hit-streak, going 5-for-16 (.313), August 4-8...hit safely in three of four games, going 5-for-15 (.333), August 12-17...was 9-for-33 (.273) in nine games, August 22-September 4...selected by Minnesota in Major League Rule 5 Draft, December 8.

**2004:** Spent entire season at Single-A Charleston...hit safely in seven of eight games, April 11-20...had seven-game hit-streak, going 11-for-27 (.407), April 29-May 5...season-high four hits, May 16 at Lakewood...had seven-game hit-streak, going 10-for-32 (.313), May 26-June 2...homered in three consecutive games, May 27-29...tied season-high seven-game hit-streak, going 12-for-26 (.462), June 13-19...hit grand slam and season-high five rbi, June 24 at Columbus...was 9-for-21 (.429) in five games, June 27-July 4...homered in consecutive games, July 16-19 and July 20-21...hit safely in eight of nine games, July 27-August 4...hit safely in 10 of 11 games, going 25-for-50 (.500), August 15-27...led league in runs, was second in at-bats, tied for third in triples and was eighth in hits...rated Best Defensive Outfielder in Rays' organization by *Baseball America*.

**2003:** Hit safely in seven of eight games, April 3-12...season-high 11-game hit-streak, going 17-for-53 (.321), May 3-16...had eight-game hit-streak, going 15-for-32 (.469), June 21-July 2...season-high four hits, June 22 at Augusta...hit safely in 10 of 11 games, going 15-for-48 (.313), July 4-16...hit safely in 10 consecutive games, going 15-for-41 (.366), July 25-August 4...had eight-game hit-streak, going 13-for-31 (.419), August 20-27...led club in doubles and triples...led league in at-bats and triples and was fifth in doubles.

**2002:** Began season at Rookie Level Princeton...was 9-for-21 (.391) in five games, June 19-23...season-high 20-game hit-streak, going 39-for-98 (.398), July 3-24...tied season-high four hits, July 21 at Pulaski...hit safely in seven consecutive games, going 11-for-32 (.344), July 28-August 3...had 11-game hit-streak, August 5-16...promoted to Single-A Hudson Valley, August 28...named Rays Co-Player of the Month for August...led Appalachian League in at-bats, hits (second all-time in league history, tied with Kirby Puckett), triples and total bases (156), was second in games and runs, third in batting, fourth in extra-base hits (28) and fifth in slugging percentage (.547)...led league outfielders in putouts (172) and assists (11)...selected to Appalachian League postseason All-Star team...named to Rookie League All-Star Team by *Baseball America*...rated Best Hitter and Best Tools in Rays' organization by *Baseball America*...ranked ninth best prospect in the Rays' organization by *Baseball America* entering the 2003 season.

**PROFESSIONAL:** Tampa Bay's 2nd round pick in June, 2002 First-Year Player Draft...signed by scout Craig Weismann.

### PRIDIE'S GAME HIGHS

2009

Hits: --  
RBI: --  
Grand Slams: --  
HR: --  
Hit-Strike: --



Hits: --  
RBI: --  
Grand Slams: --  
HR: --  
Hit-Strike: --

CAREER

PRIDIE'S PLAYING RECORD																			
YEAR	CLUB	AVG	G	AB	R	H	2B	3B	HR	RBI	SH	SF	HB	BB	SO	SB	CS	E	OBP
2002	Princeton	.368	67	285	60	105	12	9	7	33	1	1	2	19	35	13	9	2	.410
	Hudson Valley	.344	8	32	4	11	1	1	1	1	0	0	0	3	6	0	0	1	.400
2003	Charleston	.260	128	530	75	138	28	10	7	48	3	5	4	30	113	26	17	5	.302
2004	Charleston	.276	128	515	103	142	27	11	17	86	9	8	6	37	114	17	6	0	.327
2005	Visalia	.500	1	2	0	1	0	0	0	0	0	0	0	0	0	0	0	0	.500
	Montgomery	.213	28	94	15	20	4	2	3	8	2	0	0	8	29	5	1	1	.275
2006	Montgomery	.230	132	460	39	106	11	4	5	34	4	5	3	31	93	16	5	4	.281
2007	Montgomery	.290	71	279	42	81	16	7	4	27	1	2	4	14	45	14	7	2	.331
	Durham	.318	63	245	47	78	16	4	10	39	2	3	2	22	47	12	3	3	.375
2008	Rochester	.270	138	559	84	151	21	16	13	61	7	6	1	30	152	25	9	4	.305
	MINNESOTA	.000	10	4	3	0	0	0	0	0	1	0	0	1	1	0	0	1	.200
2009	Rochester	.265	121	513	69	136	23	5	9	53	3	6	5	19	85	25	7	4	.295
Minor League Totals		.276	885	3514	538	969	159	69	76	390	32	36	27	213	719	153	64	26	.319
Major League Totals		.000	10	4	3	0	0	0	0	0	1	0	0	1	1	0	0	1	.200

PRIDIE'S FIELDING RECORD								
POSITION	PCT	G	PO	A	E	TC	DP	PB
Outfield	.750	10	3	4	1	4	0	—



# NICK PUNTO

## INFIELDER

8

Height: 5-9      Weight: 190  
Bats: S      Throws: R  
Born: 11/8/77 in San Diego, CA  
Resides: Scottsdale, AZ  
Acquired: Trade with Philadelphia, 12/3/03  
M.L. Service: 6 years, 51 days  
Contract Status: Signed thru 2010



**PERSONAL:** Nicholas Paul Punto...wife Natalie (Bricker)...daughter Nicole (5/30/08)...1996 graduate of Trabuco Hills (CA) High School...attended Saddleback Community College...father Lou was drafted by the Boston Red Sox in 1967.

**2009:** Made the Twins Opening Day roster as the starting shortstop...back-to-back two-hit games April 10 and 11 at Chicago (AL)...reached base four times in a Twins win, April 11 at Chicago (AL) with two hits and two walks...picked up three rbi in two games from May 1-2 vs. Kansas City...scored four runs in three games from May 21-24...placed on the 15-day disabled list with a right groin strain on May 29...reinstated from the disabled list on June 11...hit in six of his first seven games, batting .450 (9-for-20) during that span...drew at least one walk in six straight games from July 1-8...went 3-for-4 with his first home run, July 19 at Texas...finished the season as the Twins regular second baseman, batting .274 (23-for-84) with six doubles, 17 runs scored, nine rbi and seven stolen bases in 28 games from September 5-October 6, while the Twins went 20-8 in those games...played in 125 games, 64 at second base (58 starts), 58 at shortstop (56 starts) and five at third base (three starts).

**2008:** Went 2-for-5 with a double, triple and career-high five rbi, May 7 at Chicago (AL)...disabled with strained left hamstring (retro to May 8), May 10-31...placed on 15-day disabled list with strained left hamstring for second time, June 6...had 10-game hit-streak from July 1-11, hitting .432 (16-for-37) with one home run and 10 rbi in that span...had four-rbi and scored three runs on July 4 vs. Cleveland, including his first home run of the season...recorded first three-hit game on July 10 at Detroit...hit .319 (23-for-72) with 11 rbi and eight runs in 19 July games...second home run of the season on August 4 at Seattle...had season-high 12-game hit-streak from August 12-24, hitting .423 (22-for-52) with three rbi and 10 runs scored and nine multi-hit games...played in his 600th career game on September 17 at Cleveland...scored the winning run in a Twins 7-6 10-inning victory over Chicago (AL) after drawing a one-out walk off Bobby Jenks...recorded back-to-back two hit games September 27th and 28th vs. the Royals...played in 98 games, including 60 at shortstop (59 starts), 26 at second base (23 starts) and 12 at third base (six starts).

**2007:** Had four-game hit-streak, going 6-for-16 (.375) with a double, triple and three rbi, April 19-22...was 7-for-19 (.368) in four games, April 27-May 1...had fifth career four-hit game, May 3 at Tampa Bay...season-high six-game hit-streak, going 8-for-20 (.400), May 13-20...hit first home run since August 25, 2006 and season-high three rbi, June 6 at Los Angeles (AL)...hit safely in six of seven games, going 8-for-24 (.333), July 5-13...hit safely in six consecutive games, going 7-for-20 (.350), July 18-23...season-high seven-game hit-streak, going 12-for-25 (.480), September 14-21...played in 150 games, including 108 at third base (93 starts), 27 at shortstop (24 starts) and 25 at second base (18 starts).

**2006:** Hit safely in eight consecutive games, going 10-for-26 (.385), May 5-18...was 5-for-11 (.455) in five games, May 31-June 6...hit safely in 8 of 10 games, June 9-20...had seven-game hit-streak, going 10-for-26 (.385), June 25-July 2...career-high 19-game hit-streak, going 30-for-75 (.400) with 12 rbi and 12 runs scored, July 4-28...had triples in back-to-back games, July 18-19...third career four-hit game, July 31 vs. Texas...had eight-game hit-streak, going 14-for-34 (.412), August 7-19...had his second four-hit game of the season September 10 vs. Detroit, he tripled and matched a season-high with three rbi...played five different positions, including third base, shortstop, second base, left field and center field...appeared in a career-high 135 games, including 89 games (88 starts) at third base...established career-highs in virtually every offensive category.

**2005:** Hit safely in five of six games, going 9-for-23 (.391), April 25-30...first career four-hit game, May 20 vs. Milwaukee...career-high 13-game hit-streak, going 20-for-56 (.375), May 10-31...disabled with strained right hamstring, June 3-July 3...began rehab assignment at Rochester, June 29...second career four-hit game, July 7 at Kansas City...was 7-for-19 (.368) in four games, July 18-21...had six-game hit-streak, going 9-for-29 (.310), August 15-21...hit safely in six of seven games, going 9-for-28 (.321), August 29-September 5...tied for second on club in stolen bases...started 63 games at second base, 26 at third base, seven at shortstop and one in the outfield...had .982 (9 E, 494 TC) fielding percentage.

**2004:** Was 5-for-11 (.455) in three games, April 6-8...tied career-high three hits, April 7 vs. Cleveland...disabled with strained left oblique muscle, May 11-June 30...career-high six-game hit-streak, going 8-for-26 (.308), July 20-25...first career-grand slam and career high four rbi, July 22 vs. Tampa Bay...disabled with broken right clavicle, July 27...transferred to 60-day disabled list, August 7.

**2003:** Began season with Philadelphia...optioned April 28...had 19-game hit-streak, going 29-for-86 (.337), May 1-August 23...recalled May 14...first career rbi, May 20 at New York (NL)...season-high three hits and first Major League homer off Steve Trachsel, July 10 at New York (NL)...was 6-for-13 (.462) in four games, July 10-13...optioned August 16...hit safely in four of five games, August 25-29...recalled August 30...made 16 appearances at second base, nine at third base and seven at shortstop...acquired from Philadelphia along with pitchers Carlos Silva and Bobby Korecky in exchange for pitcher Eric Milton, December 3.

**2002:** Began season with Philadelphia...optioned April 14...was 5-for-15 (.333) in four games, April 16-19...had eight-game hit-streak, going 12-for-35 (.343), May 3-10...hit safely in 9 of 11 games, May 16-June 2...was 8-for-17 (.471) in four games, June 10-13...disabled with strained left hamstring, June 19-July 2...named starting shortstop in Triple-A All-Star Game, July 10 at Oklahoma City...season-high three rbi, July 22 at Rochester...hit safely in 9 of 10 games, going 15-for-40 (.375), July 25-August 2...tied season-high eight-game hit-streak, going 14-for-33 (.424), August 17-24...season-high four hits, August 18 vs. Ottawa...was 12-for-28 (.429) in six games, August 26-31...was 37-for-108 (.343) vs. lefthanders...named to International League Postseason All-Star team...tied for league lead in stolen bases and was second in walks...led all

### PUNTO'S GAME HIGHS

#### 2009

Hits: 3, 2x, last 9/15 vs. Cle.      HR: 1, 7/19 at Tex.  
RBI: 3, 7/26 at LAA.      Hit-Streak: 6, 9/9-15  
Grand Slams: - -



#### CAREER

Hits: 4, 5x, last 5/3/07 at T.B.      HR: 1, 11x, last 8/4/08 at Sea.  
RBI: 5, 5/7/08 at CWS.      Hit-Streak: 19, 7/4-28/06  
Grand Slams: 1, 7/22/04 vs T.B.

Phillies' minor leaguers in walks...recalled September 7 and played in six games for the Phillies.

**2001:** Began season at Scranton/Wilkes-Barre...was 8-for-22 (.364) in six games, April 5-10...had eight-game hit-streak, April 29-May 9...was 8-for-22 (.364) in five games, June 2-18...disabled with inflammation in right knee, June 8-16...tied season-high eight-game hit-streak, going 13-for-35 (.371), July 22-29...tied season-high three rbi, July 25 vs. Ottawa...season-high five hits, July 28 vs. Indianapolis...hit safely in seven of eight games, August 3-10...was 7-for-15 (.467) in three games, August 20-22...led league in assists (398), was third in stolen bases and walks and fourth in stolen base percentage (.786)...led league shortstops in games...recalled September 1...made Major League debut and singled off Bob Scanlan for first big league hit, September 9 at Montreal.

**2000:** Disabled with strained left hamstring, April 7-14...hit safely in eight of nine games, going 13-for-35 (.371), May 10-18...hit safely in 9 of 10 games, going 16-for-40 (.400), May 24-June 3...was 11-for-30 (.367) in seven games, June 15-22...reached base safely in 33 consecutive games, June 17-July 28...season-high 12-game hit-streak, going 16-for-52 (.308), June 24-July 7...season-high four rbi, July 6 at Altoona...had seven-game hit-streak, going 12-for-28 (.429), August 5-11...was 8-for-19 (.421) in four games, August 16-19...disabled with laceration on right hand, August 31-September 12...led league shortstops in fielding percentage (.963).

**1999:** Phillies' Minor League Player of the Week, April 13-19...hit safely in six of seven games, going 13-for-25 (.520), April 19-24...season-high 10-game hit-streak, going 16-for-41 (.390), May 3-12...was 11-for-21 (.524) in six games, May 15-21...Phillies' Minor League Player of the Week, May 19-25...was 8-for-14 (.571) in four games, May 24-27...had five-game hit-streak, going 10-for-23 (.435), June 24-28...hit safely in 9 of 11 games, going 15-for-40 (.375), July 4-August 5...had surgery to repair meniscus tear in left knee, July 20...was 15-for-24 (.625) in six games, August 27-September 2...tied season-high four hits and season-high four rbi, August 31 at Dunedin...was 37-for-116 (.319) with runners in scoring position...was 5-for-8 (.625) with the bases loaded...was third in league in on-base percentage and tied for seventh in batting.

**1998:** Led league shortstops in double plays (45)...was fourth in league in at-bats, runs and walks...led all Phillies' short-season minor leaguers in games and at-bats.

**PROFESSIONAL:** Philadelphia's 21st round pick in the June, 1998 First-Year Player Draft...signed by scout Jim Fregosi.

PUNTO'S PLAYING RECORD																			
YEAR	TEAM	AVG	G	AB	R	H	2B	3B	HR	RBI	SH	SF	HB	BB	SO	SB	CS	E	OBP
1998	Batavia	.247	72	279	51	69	9	4	1	20	0	1	1	42	48	19	7	27	.347
1999	Clearwater	.305	106	400	65	122	18	6	1	48	3	5	3	67	53	16	7	24	.404
2000	Reading	.254	121	456	77	116	15	4	5	47	14	6	2	69	71	33	10	20	.351
2001	Scranton/Wilkes-Barre	.229	123	463	57	106	19	5	1	39	3	1	0	68	114	33	9	21	.327
2002	PHILADELPHIA	.400	4	5	0	2	0	0	0	0	0	0	0	0	0	0	0	0	.400
	PHILADELPHIA	.167	9	6	0	1	0	0	0	0	1	0	0	0	3	0	0	1	.167
	Scranton/Wilkes-Barre	.271	115	443	74	120	12	5	1	29	6	3	2	76	84	42	8	19	.378
2003	PHILADELPHIA	.217	64	92	14	20	2	0	1	4	0	0	0	7	22	2	1	2	.273
	Scranton/Wilkes-Barre	.315	25	111	19	35	7	1	0	9	2	1	0	7	13	7	1	4	.353
2004	Quad City	.438	4	16	4	7	1	0	1	6	0	0	0	2	2	1	0	0	.500
	MINNESOTA	.253	38	91	17	23	0	0	2	12	0	0	0	12	19	6	0	1	.340
2005	MINNESOTA	.239	112	394	45	94	18	4	4	26	7	2	0	36	86	13	8	9	.301
	Rochester	.200	4	15	2	3	1	0	0	1	0	0	0	2	2	0	0	2	.294
2006	MINNESOTA	.290	135	459	73	133	21	7	1	45	10	7	1	47	68	17	5	13	.352
2007	MINNESOTA	.210	150	472	53	99	18	4	1	25	6	3	0	55	90	16	6	13	.291
2008	MINNESOTA	.284	99	338	43	96	19	4	2	28	5	2	0	32	57	15	6	10	.344
	Ft. Myers	.250	3	12	0	3	0	0	0	1	0	0	0	1	1	1	0	0	.308
2009	MINNESOTA	.228	125	359	56	82	15	1	1	38	13	6	1	61	70	16	3	7	.337
Minor League Totals		.265	573	2195	349	581	82	25	10	200	28	17	8	334	388	152	42	117	.361
American League Totals		.249	659	2113	287	504	91	20	11	174	41	20	2	243	390	83	28	53	.325
National League Totals		.223	77	103	14	23	2	0	1	4	1	0	0	7	25	2	1	3	.273
Major League Totals		.248	736	2216	301	550	93	20	12	178	42	20	2	250	415	85	29	56	.322

PUNTO'S FIELDING RECORD									
POSITION	PCT	G	PO	A	E	TC	DP	PB	
Second Base	.985	240	428	598	16	1042	135	—	
Third Base	.970	237	153	396	17	566	35	—	
Shortstop	.976	226	331	588	23	942	126	—	
Outfield	1.000	11	10	1	0	11	0	—	
Totals	.976	588	700	1274	49	2023	230	—	

PUNTO'S DIVISION SERIES RECORD																			
YEAR	OPPONENT	AVG	G	AB	R	H	2B	3B	HR	RBI	SH	SF	HB	BB	SO	SB	CS	E	OBP
2006	Oakland	.167	3	12	0	2	0	0	0	0	1	0	0	0	1	0	0	0	.167



# JON RAUCH

RIGHTHANDED PITCHER

60

Height: 6-11

Weight: 290

Bats: R

Throws: R

Born: 9/27/78 in Louisville, KY

Resides: Tucson, AZ

Acquired: Trade with Arizona, 8/28/09

M.L. Service: 5 years, 100 days

Contract Status: Signed thru 2010



**PERSONAL:** Jon Erich Rauch (Rau-SHH)...wife Erica...daughters Aubree and Haylee...graduated from Oldham County (KY) High School, where he also played basketball...earned all-region and all-district in baseball as a senior...earned first-team all-state academic honors all four years...attended Morehead (KY) State where he was preseason third-team All-American selection by *Baseball America*...led team with six complete games and 103 strikeouts in 88.0 innings in 1999...at 6-foot-11, Rauch is the tallest pitcher in Major League history.

**2009:** Began the season with the Arizona Diamondbacks and went 2-2 with two saves in 58 relief appearances...posted a 1.17 ERA (15.1 ip, 2 er) in 14 appearances, holding opponents to a .157 (8-for-51) batting average, May 27-June 27...allowed just two earned runs in 11 July appearances (1.86 ERA)...acquired by the Twins in exchange for a player to be named later (Kevin Mulvey), August 28...recorded the win in his Twins debut, August 30 vs. Texas...according to the Elias Sports Bureau, he became the 16th pitcher in club history (since 1961) to win in his debut, but only the second in the last 22 seasons...the last Twins pitcher to win in his debut with the club was Todd Ritchie, on April 3, 1997...won in his second appearance with the Twins, tossing 1.0 scoreless inning, September 1 vs. Chicago (AL)...made 17 appearances for Minnesota, going 5-1, 1.72 (15.2 ip, 3 er) with 14 strikeouts and six walks...did not allow a run in his final 12 appearances (11.0 ip), from September 11-October 6...his seven wins tied him for third in baseball for victories by a reliever...appeared in 74-plus games for the fourth consecutive season.

**2008:** Began the season with the Washington Nationals...converted 10 straight save opportunities with a 0.86 ERA (21.0 ip, 2 er) in 21 appearances, April 18-May 30...posted a 1-1 record while recording seven saves in seven opportunities with a 0.63 ERA in May...was traded from Washington to Arizona for infielder Emilio Bonifacio, July 22...posted a 1.93 ERA (9.1 ip, 2 er) with five holds in his first 10 relief outings with the D-Backs, but finished with an 0-6 record and a 6.56 ERA in 26 games after he was acquired...among NL relievers with 60.0-or-more innings pitched, finished tied for sixth-fewest walks, ninth with a 4.13 strikeout-to-walk ratio and tied for 10th in appearances.

**2007:** Spent his second full season in the Nationals bullpen making a Major League high 88 appearances...earned eight wins, which was tied for the most among NL relievers, including getting the win in the Nationals first victory of the season, April 4 vs. Florida...his 33 holds tied for the third most in the Majors...walked just 21 batters in 87.1 innings, did not walk a batter until his 13th appearance of the season...did not allow a run in nine straight appearances (9.1 innings), April 28-May 17...tossed 11.1 consecutive scoreless innings, June 9-27...posted a 1.84 ERA (14.2 ip, 3 er) over 14 appearances in September...in 11 Interleague appearances, posted a .100 batting average against (4-for-40) with a 0.73 ERA (12.1 ip, 1 er)...set career-highs with 88 appearances and eight wins.

**2006:** Spent the entire year with Washington in the bullpen...made 85 appearances, tied for the second-most in baseball...his 91.1 innings pitched ranked third among relievers while his 86 strikeouts ranked sixth among NL relievers...tossed 2.0 scoreless innings in his first appearance of the season, April 5 at New York...struckout four batters in 1.0 inning, April 26 vs. Cincinnati (tied a Major League record)...finished the month of April with a 1.84 ERA (14.2 ip, 3 er)...did not allow an earned run from April 30-May 10 (6.1 ip)...posted a 2.40 ERA in 15 appearances in May...tossed a 1-2-3 ninth inning, September 3 vs. Arizona to record his first Major League save...recorded his second save September 28 vs. Philadelphia...posted a 0.96 ERA (9.1 ip, 1 er) over his final nine appearances.

**2005:** Began the season at Triple-A New Orleans (WSH)...was recalled by the Nationals on April 25...made his 2005 debut that night with 2.0 scoreless innings vs. Philadelphia...tossed 3.0 scoreless innings of relief to earn his first win in a 9-3 victory, May 6 at San Francisco...pitched on May 25 at Cincinnati, but was placed on the disabled list that night with a torn right labrum...had arthroscopic surgery performed by Dr. Wiemi Dougouigh on the tear (labrum/rotator cuff debilitation) in his right shoulder, May 31...began a rehab assignment, August 26...returned to action on September 8 at Florida after missing 102 games...made his only start (emergency spot start), September 28 at Florida...tossed 3.0 scoreless innings in the Nationals 11-1 win...retired 13 of 14 first batters faced.

**2004:** Split time between Triple-A and the Majors...began the season with Triple-A Charlotte but was recalled by the White Sox on May 29...was optioned the same day...recalled for the second time June 20...made two starts for the White Sox before being traded to the Expos along with Gary Majewski in exchange for Carl Everett...was recalled by the Expos on August 6...went 3-0 with a 1.54 ERA (23.1 ip, 4 er) in nine games (two starts) for the Expos...earned the win in his Expos debut, August 7...pitched just two games for the Expos before missing 29 games with a strained left oblique...was placed on the 15-day disabled list on August 15...was reinstated from the DL on September 14...allowed only one run in his final eight games (one start) with Montreal.

**2003:** Spent the entire year with Triple-A Charlotte (CWS)...*Baseball America* named him as the fifth-best prospect in the White Sox organization entering the season...went 2-0 with a 2.25 ERA (24.0 ip, 6 er) in April...went 3-1 with a 5.97 ERA (63.1 ip, 42 er) in May and June...was placed on the disabled list June 30 with right shoulder inflammation...came back and posted a 2-0 record with a 2.17 ERA (37.1 ip, 9 er) in August.

**2002:** Made the White Sox Opening Day roster...tossed 1.1 scoreless innings in Major League debut on April 2 at Seattle, retiring all four batters he faced...made first career start on April 16 vs. Cleveland lasting only 4.0 innings, allowing three runs, not factoring in the decision...optioned to Triple-A Charlotte, May 2...made 19 starts for Charlotte but missed time with a right shoulder impingement (June 19-27)...went 2-0 with a 3.21 ERA in September with the Sox after being recalled on September 2...earned his first career win, in relief, on September 3 at Toronto.

## RAUCH'S GAME HIGHS

### 2009

IP: 2.0, 2x, 6/10 vs. S.F.  
SO: 3, 8/23 at Hou.  
Win-Streak: 2, 2x, last 8/20-9/1

Walks: 2, 2x, 8/25 at S.F.  
CG: --  
Low-Hit: --



### CAREER

IP: 7.0, 9/27/02 at Min.  
SO: 4, 4x, 9/11/06 at Ari.  
Win-Streak: 5, 7/19-8/12/07

Walks: 4, 3x, 5/6/05 at S.F.  
CG: --  
Low-Hit: --



**2001:** Rated by *Baseball America* as the second-best prospect in the White Sox organization...underwent season-ending shoulder surgery, May 24...the procedure was performed by Dr. James Andrews...surgery involved repairing a Type 2 achromium, a rotator cuff debridement and a labral repair...began rehab on May 28 in Tucson.

**2000:** Started the year with Winston-Salem...won 10 straight decisions from April 16-June 16, posting a 1.98 ERA...promoted to Birmingham on July 21...was leading the Carolina League in strikeouts (124) and wins (11) at time of his promotion to Birmingham...selected to the Carolina League mid-season All-Star Team...recorded a career-high 14 strikeouts in a two-hit, complete-game victory on August 29 vs. Huntsville...ranked by *Baseball America* as the best prospect in the organization and the Best Pitching Prospect in the Carolina League...was named a First-Team Minor League All-Star by the same publication...named Minor League Player of the Year by *Baseball America* and The Sporting News after going 16-4 with a 2.66 ERA and 187 strikeouts for Single-A Winston-Salem and Double-A Birmingham...became the second White Sox player (Frank Thomas,1990) and first Sox pitcher to earn the award.

**1999:** Made his professional debut with Bristol of the Appalachian League...averaged 10.4 strikeouts and just 2.5 walks per/nine innings...promoted to Winston-Salem where he made one start.

**PROFESSIONAL:** Signed by Chicago (AL) in the third round of the 1999 First-Year Player draft...signed by scouts George Bradley and Larry Grefer (CWS)...was a member of Team USA club that claimed the gold medal at the 2000 Olympic Games in Sydneys...during Olympic tournament, went 1-0 with a 0.82 ERA (11 ip, 1 er) with 21 strikeouts in two appearances (one start)...his 21 strikeouts was one shy of the Olympic record (Ben Wallace, 22 in 1992)...threw a complete-game, three-hitter with no walks and 13 strikeouts in a victory vs. South Africa on September 18...allowed one run on three hits in 4.0 innings in loss on September 23 vs. Cuba, striking out eight.

RAUCH'S PITCHING RECORD																			
YEAR	CLUB	W-L	ERA	G	GS	CG	SH	SV	IP	H	R	ER	HR	HB	BB	SO	WP	BK	BAA
1999	Bristol	4- 4	4.45	14	9	0	0	2	56.2	65	44	28	4	3	16	66	6	2	.299
	Winston-Salem	0- 0	3.00	1	1	0	0	0	6.0	4	3	2	1	0	3	7	1	0	.174
2000	Winston-Salem	11- 3	2.86	18	18	1	0	0	110.0	102	49	35	10	5	33	124	4	1	.249
	Birmingham	5- 1	2.25	8	8	2	2	0	56.0	36	18	14	4	2	16	63	2	0	.179
2001	Charlotte	1- 3	5.79	6	6	0	0	0	28.0	28	20	18	8	1	7	27	1	0	.248
2002	CHICAGO (AL)	2- 1	6.59	8	6	0	0	0	28.2	28	26	21	7	2	14	19	1	1	.248
	Charlotte	7- 8	4.28	19	19	1	0	0	109.1	91	60	52	14	3	42	97	2	0	.226
2003	Charlotte	7- 1	4.11	24	23	1	0	0	124.1	121	60	57	16	2	35	94	3	0	.258
2004	Charlotte	6- 3	3.11	14	13	0	0	0	72.1	57	27	25	9	1	25	61	1	1	.224
	CHICAGO (AL)	1- 1	6.23	2	2	0	0	0	8.2	16	6	6	0	0	4	4	1	0	.432
	Edmonton	1- 1	4.50	3	3	0	0	0	18.0	17	9	9	3	0	2	13	0	0	.258
	MONTREAL	3- 0	1.54	9	2	0	0	0	23.1	14	4	4	1	0	7	18	1	0	.175
2005	New Orleans	1- 1	2.53	7	5	0	0	0	21.1	19	7	6	3	0	2	25	2	0	.232
	WASHINGTON	2- 4	3.60	15	1	0	0	0	30.0	24	12	12	3	1	11	23	2	0	.218
2006	WASHINGTON	4- 5	3.35	85	0	0	0	2	91.1	78	37	35	7	0	21	71	2	0	.231
2007	WASHINGTON	8- 4	3.61	88	0	0	0	4	87.1	75	37	35	7	0	21	71	2	0	.230
2008	WASHINGTON	4- 2	2.98	48	0	0	0	17	48.1	42	18	16	5	0	7	44	0	0	.232
	ARIZONA	0- 6	6.56	26	0	0	0	1	23.1	27	18	17	6	0	9	22	1	0	.303
2009	ARIZONA	2- 2	4.14	58	0	0	0	2	54.1	57	27	25	5	1	17	35	6	0	.266
	MINNESOTA	5- 1	1.72	17	0	0	0	0	15.2	13	3	3	1	1	6	14	0	0	.245
Minor League Totals		43-25	3.68	114	105	5	2	2	602.1	540	297	246	72	17	181	577	22	4	.239
American League Totals		8- 3	5.09	27	8	0	0	0	53.0	57	35	30	8	3	24	37	2	1	.251
National League Totals		23-23	3.59	329	3	0	0	26	358.0	317	153	143	40	4	108	299	16	1	.237
Major League Totals		31-26	3.79	356	11	0	0	26	411.0	374	188	173	48	7	132	336	18	2	.243

RAUCH'S FIELDING RECORD								
POSITION	PCT	G	PO	A	E	TC	DP	PB
Pitcher	.981	356	18	33	1	52	1	—

RAUCH'S BATTING RECORD																
BATTING	AVG	G	AB	R	H	2B	3B	HR	RBI	SH	SF	HB	BB	SO	SB	CS
Career	.095	245	668	2	2	0	0	1	3	1	0	0	0	15	0	0
Last Home Run: 8/13/04 vs. Houston off Roger Clemens																



RAUCH'S DAY-BY-DAYS											
Date	Opp.	Score	Dec.	IP	H	R	ER	HR	BB	SO	Left Game or IR/IRS
ARIZONA TOTALS			2-2-2	54.1	57	27	25	5	17	35	4.14 ERA
8/30	Tex.	5-3	W	1.0	1	0	0	0	0	2	0/0
AUGUST TOTALS			1-0	1.0	1	0	0	0	0	2	0.00 ERA
9/ 1	CWS.	4-3	W	1.0	1	0	0	0	0	0	0/0
9/ 2	CWS.	2-4	ND	1.0	0	0	0	0	1	0	0/0
9/ 5	@Cle.	4-1	ND	1.0	1	0	0	0	0	2	0/0
9/ 8	@Tor.	3-6	L	0.2	3	3	3	1	1	0	3/3
9/11	Oak.	5-12	ND	1.0	1	0	0	0	1	2	0/0
9/12	Oak.	2-4	ND	1.0	0	0	0	0	0	1	0/0
9/15	Cle.	5-4	W	1.1	1	0	0	0	0	0	2/0
9/18	Det.	3-0	ND	1.0	0	0	0	0	0	1	0/0
9/20	Det.	2-6	ND	1.0	1	0	0	0	1	1	1/1
9/25	@K.C.	9-4	ND	0.2	1	0	0	0	1	2	0/0
9/29	@Det.	3-2	W	1.1	0	0	0	0	1	0	0/0
9/30	@Det.	2-7	ND	1.0	1	0	0	0	0	2	0/0
10/1	@Det.	8-3	ND	0.2	1	0	0	0	0	0	0/0
10/3	K.C.	5-4	W	1.0	1	0	0	0	0	0	1/1
10/4	K.C.	13-4	ND	0.1	0	0	0	0	0	1	3/0
10/6	Det.	6-5	ND	0.2	0	0	0	0	0	0	1/0
SEPT./OCT. TOTALS			4-1	14.2	12	3	3	1	6	12	1.84 ERA
TOTALS WITH TWINS			5-1	15.2	13	3	3	1	6	14	1.72 ERA
SEASON TOTALS			7-3-2	70.0	70	30	28	6	23	49	3.60 ERA



# MIKE REDMOND

## CATCHER

# 55

Height: 5-11      Weight: 200  
 Bats: R      Throws: R  
 Born: 5/5/71 in Seattle, WA  
 Resides: Spokane, WA  
 Acquired: Signed as free agent, 11/24/04  
 M.L. Service: 10 years, 129 days  
 Contract Status: Signed thru 2009



**PERSONAL:** Michael Patrick Redmond...wife Michele (Rowe), sons Ryan (3/3/01) and Michael (9/23/02)...1989 graduate of Gonzaga Preparatory (WA) School...attended Gonzaga University...founded "Red's Rally Caps" program in 2002, which helps give inspiration and strength to patients receiving cancer treatment.

**2009:** Was the Twins Opening Day catcher, going 1-for-3 with a run scored, April 6 vs. Seattle...hit in three straight games, April 14-17...caught 10 games in April...hit safely in four of five games, May 13-25...hit .310 (9-for-29) in 10 games in May...had first three-hit game of season, August 9 at Detroit...tripled on August 30 vs. Texas, his first since April 29, 2003, a span of 1,197 at-bats in between triples...appeared in 45 games for the Twins, starting 39 at catcher...extended his streak of having not committed an error to 1,414 total chances, the longest streak ever by an American League catcher.

**2008:** Had season-high three rbi, May 7 at Chicago (AL)...had first three-hit game of season, going 3-for-4 with a double and an rbi, June 5 vs. Baltimore...season-high six-game hit-streak, going 10-for-19 (.526), May 22-June 10...hit .360 (9-for-25) in seven June games...two-rbi game, July 1 vs. Detroit...appeared in nine games from August 6-September 21 and went 13-for-39 (.333) with five multi-hit games, including back-to-back 2-for-4 games, September 13 and 21...hit .333 (5-for-15) with three rbi and three runs scored in four September games...made 32 starts at catcher and appeared in 37 games...continued his streak of having not committed an error in 1,178 total chances, the longest streak ever by an AL catcher.

**2007:** Was 8-for-21 (.381) in five games, April 18-22...had game-winning walk-off single in 11th inning, April 26 vs. Kansas City...had eight-game hit-streak, going 14-for-29 (.483), May 6-15...tied season-high three hits, May 12 vs. Detroit...hit first home run since July 6, 2005, covering 326 at-bats, May 13 vs. Detroit...season-high nine-game hit-streak, going 14-for-37 (.378), May 18-June 1...tied season-high three rbi, May 28 vs. Chicago (AL)...had an rbi in four consecutive games, June 14-20...third career four-hit game, August 8 at Kansas City...was 8-for-18 (.444) with a double and five rbi in six games, August 29-September 3...had a career-high 80 hits, 38 rbi and 23 runs...ended the season not having committed an error in his last 989 total chances, the longest streak ever by an American League catcher...the streak started April 6, 2005...Mike Matheny owns the Major League record among catchers with 1,565 consecutive chances.

**2006:** Had career-high 10-game hit-streak, going 16-for-40 (.400), April 22-May 31...had eight-game hit-streak, going 14-for-37 (.378), June 7-July 4...was 9-for-24 (.375) in six games, July 20-August 6...hit safely in seven of eight games, going 11-for-30 (.367), August 20-September 19...had a season-high three rbi in a 3-for-4 effort, September 16 at Cleveland...had a season-high three hits on seven occasions...threw out 8 of 21 (38%) runners attempting to steal to up career totals to 136 of 403 (34%).

**2005:** Was 5-for-14 (.357) in four games, May 5-19...had three-game hit-streak, May 25-27...hit safely in five consecutive games, going 11-for-18 (.611), June 26-July 9...second career four-hit game and first homer as a Twin, July 6 at Los Angeles (AL)...season-high eight-game hit-streak, going 15-for-30 (.500), August 13-September 7...tied career-high three rbi, September 4 vs. Cleveland...had 1,000 (242 total chances) fielding percentage...threw out 8 of 17 (47%) runners attempting to steal to up career totals to 128 of 382 (34%)...won Bob Allison Award, given to the Twins' player who exemplifies determination, hustle, tenacity, competitive spirit and leadership both on and off the field.

**2004:** Hit safely in 9 of 10 games with an at-bat, going 13-for-32 (.406), April 6-23...had first home run since September 10, 2002 on April 22 at Philadelphia...tied season-high three rbi, May 21 vs. Arizona...first career stolen base, May 26 at Cincinnati...was 11-for-30 (.367) in nine games, June 4-16...tied season-high three hits, July 22 at Philadelphia...was 6-for-12 (.500) in four games, August 29-September 19...tied season-high four-game hit-streak, September 22-October 3...was 15-for-48 (.313) with runners in scoring position...had .996 (2 E, 524 TC) fielding percentage...threw out 11 of 62 (18%) runners attempting to steal to up career totals to 120 of 365 (33%)...tied career-high in doubles.

**2003:** Was 7-for-17 (.412) in 11 games, April 18-May 7...had three-game hit-streak, going 4-for-12 (.333), May 25-28...made first career appearance at third base, June 14 at Texas...made first career appearance at first base, June 24 vs. Philadelphia...tied season-high three-game hit-streak, going 5-for-9 (.556), July 20-27...started 26 games...had .995 (1 E, 206 TC) fielding percentage...threw out 4 of 32 (13%) runners attempting to steal.

**2002:** Season-high five-game hit-streak, going 8-for-22 (.364), April 13-23...had career-high four runs, May 12 vs. Los Angeles...hit safely in five of six games, going 6-for-18 (.333), May 30-June 12...was 8-for-14 (.571) in five games, June 18-25...hit safely in seven of eight games, going 12-for-26 (.462), July 26-August 7...tied season-high three hits, August 6 at Houston...tied season-high three rbi, September 10 (game one) at Philadelphia...made 68 starts...had .995 (4 E, 546 TC) fielding percentage...tied NL catchers in batting, going 78-for-247 (.316)...threw out 26 of 66 (39%) runners attempting to steal...established career-highs in games, at-bats, hits and rbi.

**2001:** First career pinch-hit, May 2 vs. St. Louis...was 5-for-12 (.417) in three games, May 20-26...career-high nine-game hit-streak, going 14-for-33 (.424), June 17-July 13...hit safely in seven of eight games, going 11-for-26 (.423), July 19-August 12...first career inside-the-park homer, August 12 vs. Houston...tied season-high three hits, September 12 vs. Houston...was 21-for-56 (.375) with three homers vs. left-handers...was 9-for-29 (.310) with runners in scoring position...had .994 (2 E, 314 TC) fielding percentage...threw out 14 of 33 (42%) runners attempting

### REDMOND'S GAME HIGHS

#### 2009

Hits: 3, 8/9 at Det.      HR: --  
 RBI: 1, 7x, last 8/30 vs. Tex.      Hit-Streak: 3, 4/14-17  
 Grand Slams: --



#### CAREER

Hits: 4, 3x, last 8/8/07 at K.C.      HR: 1, 13x, last 5/13/07 vs. Det.  
 RBI: 3, 14x, last 5/7/08 at CWS.      Hit-Streak: 9, 2x, 5/18-6/1/07  
 Grand Slams: --

to steal...established career-high in home runs with four.

**2000:** Had 50-game errorless streak, April 3-July 25...hit first career triple, April 5 vs. San Francisco...hit safely in six of seven games, April 19-28...season-high six-game hit-streak, going 8-for-20 (.400), May 5-14...hit safely in 9 of 11 games, going 11-for-29 (.379), July 8-August 13...season-high two rbi, August 4 at Cincinnati...threw out 23 of 65 (35%) runners attempting to steal...was second among league catchers with a .996 (2 E, 488 TC) fielding percentage.

**1999:** Had career-high four hits, April 23 vs. Atlanta...was 8-for-20 (.400) in seven games, May 3-16...season-high seven-game hit-streak, going 10-for-25 (.400), June 23-July 9...hit safely in five of seven games, going 8-for-23 (.348), July 19-29...was 9-for-15 (.600) in four games, August 13-18...had five-game hit-streak, going 9-for-16 (.563), August 26-September 6...batted .304 (28-for-92) with one homer vs. lefthanders and .300 (45-for-150) vs. righthanders...was 23-for-64 (.359) with runners in scoring position...threw out 25 of 71 (35%) runners attempting to steal...established career-highs in runs and walks...won the Charlie Hough "Good Guy" Award, given by the South Florida Chapter of the Baseball Writers Association of America.

**1998:** Began season at Portland...promoted to Charlotte, April 25...contract selected May 22...made Major League debut, singled off Scott Karl for first career hit and homered off Scott Karl for first career home run, May 31 at Milwaukee...hit safely in five of six games, going 10-for-23 (.435), June 16-July 5...was 6-for-10 (.600) in three games, July 12-19...season-high four-game hit-streak, August 2-12...disabled with fractured right middle finger, August 24-September 8...was 26-for-63 (.413) with two homers vs. lefthanders...threw out 17 of 36 (47%) runners attempting to steal.

**1997:** Began season at Charlotte...had game-winning home run, May 7 vs. Pawtucket.

**1996:** Led Eastern League catchers in games...had .996 fielding percentage.

**1995:** Had season-high 11-game hit-streak, June 14-27...threw out 41 of 91 (45%) runners attempting to steal...led Eastern League catchers in putouts.

**1994:** Began season at Kane County...promoted to Brevard County, August 22.

**1993:** Began professional career at Kane County.

**PROFESSIONAL:** Signed by Florida as a non-drafted free agent, August 18, 1992...signed by scout Jim Hendry.

REDMOND'S PLAYING RECORD																			
YEAR	CLUB	AVG	G	AB	R	H	2B	3B	HR	RBI	SH	SF	HB	BB	SO	SB	CS	E	OBP
1993	Kane County	.200	43	100	10	20	2	0	0	10	2	0	4	6	17	2	0	1	.273
1994	Kane County	.271	92	306	39	83	10	0	1	24	6	2	9	26	31	3	4	6	.344
	Brevard County	.262	12	42	4	11	4	0	0	2	0	0	1	3	4	0	0	0	.326
1995	Portland	.255	105	333	37	85	11	1	3	39	4	3	3	22	27	2	2	6	.305
1996	Portland	.287	120	394	43	113	22	0	4	44	5	5	5	26	45	3	4	4	.335
1997	Charlotte	.213	22	61	8	13	5	1	1	2	2	0	3	1	10	0	1	2	.262
	GCL Marlins	.345	16	55	7	19	3	0	0	5	0	0	3	9	5	2	0	0	.463
1998	Brevard County	.000	5	17	2	0	0	0	0	0	0	0	0	2	2	0	0	0	.105
	Portland	.321	8	28	7	9	4	0	1	7	1	0	2	2	2	0	0	1	.406
	Charlotte	.241	18	58	4	14	2	0	2	7	0	2	1	0	3	0	0	0	.246
	FLORIDA	.331	37	118	10	39	9	0	2	12	4	0	2	5	16	0	0	2	.368
1999	FLORIDA	.302	84	242	22	73	9	0	1	27	5	0	5	26	34	0	0	4	.381
2000	FLORIDA	.252	87	210	17	53	8	1	0	15	1	3	8	13	19	0	0	2	.316
2001	FLORIDA	.312	48	141	19	44	4	0	4	14	1	1	2	13	13	0	0	2	.376
2002	FLORIDA	.305	89	256	19	78	15	0	2	28	2	3	8	21	34	0	2	4	.372
2003	FLORIDA	.240	59	125	12	30	7	1	0	11	2	2	5	7	16	0	0	1	.302
2004	FLORIDA	.256	81	246	19	63	15	0	2	25	3	2	8	14	28	1	0	2	.315
2005	MINNESOTA	.311	45	148	17	46	9	0	1	26	2	0	3	6	14	0	0	0	.350
2006	MINNESOTA	.341	47	179	20	61	13	0	0	23	1	2	4	4	18	0	0	0	.365
2007	MINNESOTA	.294	82	272	23	80	13	0	1	38	0	3	5	18	23	0	0	0	.346
2008	MINNESOTA	.287	38	129	14	37	6	0	0	12	0	1	2	5	11	0	0	0	.321
2009	MINNESOTA	.237	45	135	9	32	5	1	0	7	0	0	1	11	19	0	0	0	.289
Minor League Totals		.263	441	1394	161	367	63	2	12	140	20	12	31	97	146	12	11	20	.323
American League Totals		.297	257	863	83	256	46	1	1	106	3	6	15	44	85	0	0	0	.339
National League Totals		.284	485	1338	118	380	67	2	12	132	18	11	38	99	160	1	2	17	.348
Major League Totals		.289	742	2201	201	636	113	3	13	238	21	17	53	143	245	1	2	17	.345

REDMOND'S LEAGUE CHAMPIONSHIP SERIES RECORD																			
YEAR	OPPONENT	AVG	G	AB	R	H	2B	3B	HR	RBI	SH	SF	HB	BB	SO	SB	CS	E	OBP
2003	Chicago (NL)	--	1	0	0	0	0	0	0	0	0	0	0	1	0	0	0	0	1.000

REDMOND'S WORLD SERIES RECORD																			
YEAR	OPPONENT	AVG	G	AB	R	H	2B	3B	HR	RBI	SH	SF	HB	BB	SO	SB	CS	E	OBP
2003	New York (AL)	.000	1	1	0	0	0	0	0	0	0	0	0	0	0	0	0	0	.000

REDMOND'S FIELDING RECORD									
POSITION	PCT	G	PO	A	E	TC	DP	PB	
Catcher	.996	665	3912	301	17	4230	52	22	
First Base	1.000	3	5	0	0	5	1	—	
Third Base	...	1	0	0	0	0	0	—	
Totals	.996	669	3917	301	17	4235	53	22	



# KEVIN SLOWEY

## RIGHTHANDED PITCHER

# 59

**Height:** 6-3  
**Bats:** R  
**Born:** 5/4/84 in Conroe, TX  
**Resides:** Pittsburgh, PA  
**Acquired:** 2nd round, June 2005 First-Year Player Draft  
**M.L. Service:** 1 year, 63 days  
**Contract Status:** Signed thru 2009



**PERSONAL:** Kevin Michael Slowey...2002 graduate of Upper St. Clair High School...attended Winthrop University where he was named Big South Conference Men's Scholar-Athlete of the Year, American Baseball Association First Team All-American, Second Team All-American selection by *Collegiate Baseball* and Third Team honoree by *Baseball America* in 2005.

**2009:** Made the Twins Opening Day roster as the Twins number three starter...won his first start on April 8 vs. Seattle...went 4-0 in his first five starts (April 8-May 1) before losing on May 6 at Baltimore...tossed 8.0 innings, allowing one run on eight hits, April 25 at Cleveland...went 4-0 in five starts, posting an ERA of 2.41 (33.2 ip, 9 er), May 12-June 6...earned his ninth win and struck out 10 batters, June 12 at Chicago (NL), in the Twins' 63rd game of the season...according to the Elias Sport Bureau, it was the fewest team games to nine wins for a Twins pitcher since 1991, when Scott Erickson won his ninth game in the team's 55th game...earned his 10th win on June 19 vs. Houston, becoming the second pitcher in baseball (Roy Halladay) to get 10 victories...tossed back-to-back 3.0-inning outings, allowing 11 earned runs combined, June 27-July 3 before landing on the 15-day disabled list on July 4 with a strained right wrist...had season-ending surgery, August 4 to remove bone chips from his right wrist...still finished his season with the third-highest winning percentage (.769) in the Majors (minimum of 15 starts)...tossed 6.0-plus innings in 10 of his 16 starts and 7.0-plus in four starts.

**2008:** Placed on 15-day disabled list with strained right biceps (retro to April 4), April 12...began rehab assignment at Ft. Myers, April 20...transfer of rehab assignment to Rochester, May 1...reinstated from rehab assignment and activated from disabled list, May 7...tossed first career complete game, allowing one run on six hits with no walks and six strikeouts, May 29 at Kansas City...tossed second career complete game and first career shutout, allowing three hits with eight strikeouts, June 29 vs. Milwaukee...went 4-0, 2.06 (35.0 ip, 8 er) in five starts from June 13-July 5 with opponents hitting .194 (24-for-124)...third career complete game and second career shutout, July 28 vs. Chicago (AL)...went 94 consecutive batters without issuing a walk, July 28-August 13...did not allow a first inning run in any of his first 18 starts, setting a club record previously held by Camilo Pascual, who did not allow a first-inning run in any of his first 17 starts in 1963...issued just four walks in 55.2 innings from August 8-September 15...won four straight from August 8-29, including setting a career-high with 12 strikeouts, August 19 vs. Oakland as well as a 10 strikeout performance, August 29 at Oakland...finished August with a record of 4-1, 2.92 (37.0 ip, 12 er) with 37 strikeouts in six starts...lasted 3.2 innings in his final start on September 25 vs. Chicago (AL), leaving with a bruised right wrist after being hit by a Juan Uribe line drive...tossed 6.0-plus innings in 16 of his 27 starts, including eight of his last 12...finished 7-4, 3.38 (74.2 ip, 28 er) in 12 home starts while 5-7, 4.52 (85.2 ip, 43 er) in 15 road starts...held lefties to a .277 (79-for-285) batting average with 13 home runs, while righties hit .246 (82-for-334) with nine home runs...13 of his 27 starts were quality starts...led the Majors in fewest walks issued with 24 (minimum of 20 starts)...his 1.35 walks-per-nine innings ratio was the lowest in baseball among pitchers with at least 150.0 innings pitched...his 5.13 strikeout to walk ratio was third best to Roy Halladay's 5.28 and Dan Haren's 5.15...did not walk a batter in 12 of his 27 starts and walked one-or-less in 20 of 27.

**2007:** Began season at Triple-A Rochester...did not walk a batter or give up an earned run in his first 18.0 innings with Rochester, April 10-24...was named Twins' Minor League Player of the Week for May 20-26 after going 2-0, 1.80 (15.0 ip, 3 er) with 13 strikeouts and two walks...had his contract selected June 1 and made first career start and Major League debut that night at Oakland...went 6.0 innings allowing one run on five hits in a no-decision...recorded first career win after tossing 5.0 innings allowing five runs (four earned), June 6 at Los Angeles (AL)...was optioned back to Rochester, July 5...was named the International League Most Valuable Pitcher after posting a league-best 1.89 ERA (133.2 ip, 28 er)...was named to the IL Postseason All-Star team after going 10-5 while walking just 18 batters and striking out 107 in 133.2 innings pitched...recalled from Rochester, September 3...had four-game win-streak, June 6-September 23...career-high 7.0 innings and nine strikeouts, September 23 vs. Chicago (AL)...posted a 2.89 ERA (18.2 ip, 6 er) with 19 strikeouts and no walks in his final three starts, September 17-28...was named the 2007 Twins Minor League Pitcher of the Year (Jim Rantz Award).

**2006:** Began the season with Single-A Ft. Myers...pitched 6.0-or-more innings in 13 of his 14 starts...posted a 0.58 ERA (31.0 ip, 2 er) in five starts from April 24-May 16 and was named Florida State League Pitcher of the Week, April 24-30...tied season-high with 10 strikeouts, May 16 vs. Palm Beach...was named the Florida State League Pitcher of the Week for the second time, June 5-11...did not allow an earned run in his last four starts (28.2 innings)...made the start for the West Team in the Florida State League All-Star Game and tossed 1.0 inning striking out all three batters he faced...earned a promotion to Double-A New Britain on June 27...tossed a complete game (9.0 innings) July 15 to earn his second win...tossed 7.0 shutout innings in his final start August 13, allowed just two hits and struck out seven...participated in the Arizona Fall League...appeared in eight games, making three starts...posted a 2.37 ERA (19.0 ip, 5 er) and walked just two batters...rated 10th Best Prospect in Florida State League and High-A Postseason All-Star and Second Team Minor League All-Star by *Baseball America*...ranked third best prospect in the Twins' organization by *Baseball America* heading into the 2007 season.

**2005:** Began season at Elizabethton, but pitched in just four games before being promoted to Beloit, July 1...Midwest League Pitcher of the Week, August 1-7...named Twins' Minor League Player of the Week, August 12-19...Twins' Minor League Pitcher of the Month for August after going 3-1 with a 1.85 ERA and 38 strikeouts.

**PROFESSIONAL:** Signed by scout Ricky Taylor.

### SLOWEY'S GAME HIGHS

#### 2009

**IP:** 8.0, 4/25 at Cle.  
**SO:** 10, 6/12 at CHC.  
**Win-Streak:** 4, 2x last 5/12-6/2

**Walks:** 4, 6/19 vs. Hou.  
**CG:** - -  
**Low-Hit:** - -



#### CAREER

**IP:** 9.0, 3x, last 7/28/08 vs. CWS.  
**SO:** 12, 8/19/08 vs. Oak.  
**Win-Streak:** 4, 5x, last 5/12-6/2/09

**Walks:** 4, 6/17/07 vs. Mil.  
**CG:** 3, last 7/28/08 CWS.  
**Low-Hit:** 3, 6/29/08 vs. Mil.

SLOWEY'S PITCHING RECORD																			
YEAR	CLUB	W-L	ERA	G	GS	CG	SH	SV	IP	H	R	ER	HR	HB	BB	SO	WP	BK	BAA
2005	Elizabethhton	0- 0	1.17	4	0	0	0	1	7.2	2	1	1	1	0	0	15	0	0	.080
	Beloit	3- 2	2.24	13	9	1	1	0	64.1	42	18	16	4	2	8	69	0	0	.183
2006	Ft. Myers	4- 2	1.01	14	14	0	0	0	89.1	52	19	10	2	4	9	99	0	0	.164
	New Britain	4- 3	3.19	9	9	1	0	0	59.1	50	23	21	6	2	13	52	0	0	.223
2007	Rochester	10- 5	1.89	20	20	5	1	0	133.2	110	31	28	4	3	18	107	1	1	.223
	MINNESOTA	4- 1	4.73	13	11	0	0	0	66.2	82	39	35	16	0	11	47	3	0	.288
2008	MINNESOTA	12-11	3.99	27	27	3	2	0	160.1	161	74	71	22	4	24	123	1	0	.260
	Rochester	0- 1	3.60	1	1	0	0	0	5.0	3	2	2	2	0	2	9	0	0	.167
	Ft. Myers	0- 0	1.13	2	2	0	0	0	8.0	1	1	1	1	0	2	10	0	0	.040
2009	MINNESOTA	10- 3	4.86	16	16	0	0	0	90.2	113	50	49	15	5	15	75	3	0	.309
Minor League Totals		21-13	1.94	63	55	7	2	1	367.1	260	95	79	20	11	52	361	1	1	.195
Major League Totals		26-15	4.39	56	54	3	2	0	317.2	356	163	155	53	9	50	245	7	0	.280

SLOWEY'S FIELDING RECORD							
POSITION	PCT	G	PO	A	E	TC	PB
Pitcher	.976	56	15	26	1	42	1

SLOWEY'S BATTING RECORD																
BATTING	AVG	G	AB	R	H	2B	3B	HR	RBI	SH	SF	HB	BB	SO	SB	CS
Career	.182	56	11	1	2	1	0	0	2	1	0	0	0	2	0	0
Last Home Run: None.																

SLOWEY'S DAY-BY-DAYS											
Date	Opp.	Score	Dec.	IP	H	R	ER	HR	BB	SO	Left Game or IR/IRS
4/ 8	Sea.	6-5	W	6.0	9	5	5	2	0	5	Leading 6-5
4/13	Tor.	6-8	ND	5.1	13	5	5	2	1	2	Leading 6-5
4/18	LAA.	9-2	W	7.0	6	2	2	1	1	5	Leading 9-2
4/25	@Cle.	7-1	W	8.0	8	1	1	0	0	7	Leading 7-1
APRIL TOTALS				3-0	26.1	36	13	13	5	2	19
											4.44 ERA
5/ 1	K.C.	7-5	W	5.0	8	5	5	0	0	4	Leading 7-5
5/ 6	@Bal.	1-4	L	3.0	6	3	3	1	0	2	Trailing 3-0
5/12	Det.	6-2	W	6.0	8	1	1	1	2	2	Leading 5-1
5/17	@NYY.	2-3	ND	7.2	7	2	2	1	0	8	Tied 2-2
5/22	Mil.	11-3	W	7.1	8	3	2	0	0	4	Leading 11-3
5/27	Bos.	4-2	W	6.0	6	2	2	1	1	5	Leading 4-2
MAY TOTALS				4-1	35.0	43	16	15	4	3	25
											3.86 ERA
6/ 2	Cle.	4-3	W	6.2	6	2	2	0	2	5	Leading 4-2
6/ 7	@Sea.	2-4	L	4.2	10	4	4	3	2	2	Trailing 4-2
6/12	@CHC.	7-4	W	6.0	4	3	3	0	1	10	Leading 5-3
6/19	Hou.	5-2	W	6.0	3	1	1	0	4	6	Leading 3-1
6/27	@STL.	3-5	L	3.0	6	5	5	2	1	4	Trailing 5-3
JUNE TOTALS				3-2	26.1	29	15	15	5	10	27
											5.13 ERA
7/ 3	Det.	9-11	ND	3.0	5	6	6	1	0	4	Trailing 6-1
PRE-ASB TOTALS				10-3	90.2	113	50	49	15	15	75
											4.86 ERA
JULY TOTALS				0-0	3.0	5	6	6	1	0	4
											18.00 ERA
SEASON TOTALS				10-3	90.2	113	50	49	15	15	75
											4.86 ERA



# DENARD SPAN

## OUTFIELDER

2

**Height:** 6-0  
**Bats:** L  
**Born:** 2/27/84 in Tampa, FL  
**Resides:** Tampa, FL  
**Acquired:** 1st round (20th overall), 2002 First-Year Player Draft  
**M.L. Service:** 111 days  
**Contract Status:** Signed thru 2009



**PERSONAL:** Keiunta Denard Span...2002 graduate of Tampa Catholic (FL) High School...played on 2001 state championship team...was a member of 2001 Junior Pan Am Games silver-medal winning U.S. team and was named to All-Tournament team.

**2009:** Made the Twins Opening Day roster for the first time in his career, making the start in left field and leading off on Opening Day, April 6 vs. Seattle...hit his first home run of the season, April 8 vs. Seattle...collected six rbi in four games from April 7-10...career-high of three walks, April 11 at Chicago (AL)...collected seven multi-hit games in a 15-game span from April 7-24...finished April, batting .321 (26-for-81) with a .391 on-base percentage...first four-hit game of the season on May 4 at Detroit...tied career-high with three walks, May 15 at New York (AL)...hit safely in six straight games from May 18-23, batting .417 (10-for-24) with two home runs, six runs scored and four rbi during that span...second four-hit game on May 27 vs. Boston...career-high of five hits on July 3 vs. Detroit...nine-game hit-streak from July 22-August 1...collected nine hits in 11 at-bats, August 7-8 at Detroit (four-hit game on the 7th and five-hit game on the 8th)...hit safely in 14 of 15 games from August 18-September 2, batting .450 (27-for-60) with three doubles, four triples, eight rbi, nine runs scored and 10 multi-hit games...played in 145 games for the Twins, 84 in center field, 74 in left field and 38 in right field, committing just five errors overall...his 10 triples were the most for a Twins player since Cristian Guzman had 14 in 2003...his .311 batting average and .393 OBP as a leadoff hitter ranked fourth in the league while his 68 rbi ranked third for AL leadoff hitters...finished ninth in the American League in batting average, tied for first in triples, tied for 10th in multi-hit games (54), 13th in hits and 14th in runs scored...his 11 sacrifice bunts were tied for sixth in the AL.

**2008:** Began season at Triple-A Rochester and played in two games before being recalled April 5 when Michael Cuddyer dislocated a finger...made Major League debut, starting in right field, April 6 vs. Kansas City...singled off Javier Vazquez for first Major League hit, April 7 at Chicago (AL)...optioned to Triple-A Rochester April 24, where he hit .362 (41-for-113) with 23 runs scored, three home runs, 11 rbi and seven stolen bases in 29 games, including homers in three straight games from May 12-14...disabled list with a fractured finger on his left hand, May 21-June 12...was hitting .340 at the time of his recall on June 30...hit safely in his first six games, June 30-July 7...first career four-hit game, July 10 at Detroit...moved from ninth in the lineup to the leadoff spot on July 22...hit first Major League home run off Mark Buehrle, July 28 at Chicago (AL)...scored a career-high three runs, July 31 vs. Chicago (AL)...went 3-for-5 with a home run and first career four rbi game, August 22 at Los Angeles (AL)...hit safely in 13 of 16 games, August 27-September 13, going 22-for-70 (.314) with eight multi-hit games...recorded first career two-homer game and second career four rbi game, September 13 at Baltimore (Game 1)...went a combined 4-for-9 with four runs scored and five rbi in double-header, September 13 at Baltimore...went 3-for-4 on September 25 vs. Chicago (AL), including a game-tying rbi-triple in the eighth, forcing extra-innings and an eventual 7-6 Twins win...his .296 batting average tied him with Kirby Puckett for sixth on the Twins' All-Time list for rookies, while his .386 on-base percentage ranked second behind Corey Koskie's .387 (minimum 300 at-bats)...additionally, he was tied for 12th in runs scored and 13th in walks on that same list...his .346 batting average with runners in scoring position placed him 10th in the American League behind teammate Justin Morneau...most games played by a Twins rookie (92) since Dustin Mohr (113 in 2002)...named to the Topps Major League Rookie All-Star team...winner of the Bill Boni Award, given to the Twins Most Outstanding Rookie.

**2007:** Spent the entire year with Triple-A Rochester and appeared in a career-high 139 games (all as the Red Wings centerfielder)...recorded his first multi-hit game going 2-for-3, April 9 vs. Norwich (31 multi-hit games on the season)...had a eight-game hitting streak going 10-for-33 (.303), April 20-29...went 3-for-5 with a double and a run scored, April 21 vs. Syracuse...went 5-for-10 with three runs, three doubles, a triple and four rbi over two games, May 1-2...hit .421 (8-for-19) in five games, May 7-11...hit .290 (29-for-100) in 30 games in June...had a season-high four hits and matched a season-high with four rbi, August 27 vs. Pawtucket...hit .324 (33-for-102) with 16 runs and 13 rbi in August...hit safely in 23 of his final 32 games...had a .275 (99-for-360) batting average vs. righthanders while hitting .244 (31-for-127) vs. lefthanders...18 of his 20 doubles came against righthanded pitchers.

**2006:** Hit .520 (13-for-25) in his first six games, including a 4-for-5 effort on April 10 vs. Portland...hit .338 (27-for-80) in 20 games in April...eight-game hit-streak from June 16-22, going 14-for-35 (.400) with six rbi...went 4-for-5 on June 17 vs. Akron...played in Double-A All-Star Game, July 12 at Altoona...went 4-for-5 on July 15 vs. New Hampshire with two rbi and two doubles...hit safely in 19 of 20 games from August 8-27, including a nine-game hit-streak from August 8-17...season-high 10-game hit-streak from August 19-27, batting .421 (16-for-38) with four rbi and three stolen bases...reached base safely in each of his last six games, going 10-for-25 (.400) with a home run and two doubles...had three-hit game on September 3 vs. Harrisburg...hit .333 (88-for-266) in 65 home games...collected 44 multi-hit games...finished in the top 10 in Twins organization in games played, at-bats, runs scored, hits and stolen bases...led the entire Twins minor leagues in plate appearances (536), hits (153) and runs scored (80).

**2005:** Hit safely in six of seven games, going 12-for-28 (.429), April 8-13...season-high five hits, April 28 at Dunedin...disabled with strained left hamstring, April 30-May 7...season-high 13-game hit-streak, going 20-for-49 (.408), May 12-26...was 12-for-28 (.429) in eight games, May 30-June 11...played in Florida State League All-Star Game, June 18 at Clearwater...promoted to New Britain, June 23...hit safely in six of seven games, going 10-for-28 (.357), June 24-July 1...had nine-game hit-streak, going 16-for-41 (.390), July 17-26...hit safely in six of seven games, going 10-for-29 (.345), August 7-12...tied season-high three rbi, August 9 vs. Portland...was second among Twins' minor leaguers in batting and stolen bases...rated seventh Best Prospect in Florida State League and 14th Best Prospect in Eastern League by *Baseball America*...played for

### SPAN'S GAME HIGHS

#### 2009

**Hits:** 5, 2x, last 8/8 at Det.  
**RBI:** 6, 9/26 at K.C.  
**Grand Slams:** - -

**HR:** 1, 8x, last 9/11 vs. Oak.  
**Hit-Strike:** 10, 2x, last 8/23-9/2



#### CAREER

**Hits:** 4, 7/10/08 at Det.  
**RBI:** 4, 3x, last 9/13/08 at Bal.  
**Grand Slams:** - -

**HR:** 2, 9/13/08 at Bal.  
**Hit-Strike:** 8, 2x, last 8/11-19/08

Grand Canyon in Arizona Fall League...named sixth best prospect in the Twins' organization by *Baseball America* entering the 2006 season.

**2004:** Hit safely in six consecutive games, going 9-for-23 (.391), April 12-17...season-high seven-game hit-streak, going 13-for-26 (.500), May 4-11...season-high four hits and three rbi, May 8 vs. Ft. Wayne...disabled with broken right hamate bone, May 19-July 29...selected to Midwest League All-Star team but did not play...transferred to GCL Twins, July 29...promoted to Quad Cities, August 4...hit safely in six of seven games, going 9-for-27 (.333), August 5-12...was 6-for-20 (.300) in five games, September 2-6...was third on club in stolen bases.

**2003:** Hit safely in 10 of 11 games, going 18-for-53 (.340), June 17-28...season-high three rbi, June 27 at Johnson County...season-high nine-game hit-streak, going 12-for-31 (.387), July 30-August 8...hit safely in eight consecutive games, going 13-for-31 (.419), August 17-25...tied season-high four hits, August 22 at Danville...tied for second on club in stolen bases...rated ninth Best Prospect in Appalachian League by *Baseball America*...ranked seventh best prospect in the Twins' organization by *Baseball America* heading into the 2004 season.

**PROFESSIONAL:** Signed by scout Brad Weitzel.

SPAN'S PLAYING RECORD																			
YEAR CLUB	AVG	G	AB	R	H	2B	3B	HR	RBI	SH	SF	HB	BB	SO	SB	CS	E	OBP	
2003 Elizabethton	.271	50	207	34	56	5	1	1	18	0	0	4	23	34	14	5	2	.355	
2004 Quad Cities	.267	64	240	29	64	4	3	0	14	4	1	3	34	49	15	8	1	.363	
GCL Twins	.375	5	16	1	6	2	0	0	1	0	0	0	0	3	3	0	1	.474	
2005 Ft. Myers	.339	49	186	38	63	3	3	1	19	2	1	1	22	25	13	4	2	.410	
New Britain	.285	68	267	47	76	6	5	0	26	5	2	8	22	41	10	8	4	.355	
2006 New Britain	.285	134	536	80	153	16	6	2	45	15	1	5	40	78	24	11	4	.340	
2007 Rochester	.267	139	487	59	130	20	7	3	55	21	0	0	40	90	25	14	6	.323	
2008 Rochester	.340	40	156	32	53	11	1	3	14	2	0	0	26	36	15	8	1	.434	
MINNESOTA	.294	93	347	70	102	16	7	6	47	8	2	4	50	60	18	7	4	.387	
2009 MINNESOTA	.311	145	578	97	180	16	10	8	68	12	6	10	70	89	23	10	5	.392	
Rochester	.333	2	6	1	2	1	0	0	0	0	0	0	1	1	1	1	0	.500	
Minor League Totals	.287	551	2101	321	603	68	26	10	192	49	5	21	208	357	120	59	21	.356	
Major League Totals	.305	238	925	167	282	32	17	14	115	20	8	14	120	149	41	17	9	.390	

SPAN'S FIELDING RECORD							
POSITION	PCT	G	PO	A	E	TC	PB
Outfield	.985	237	576	12	9	597	4





# ANTHONY SWARZAK

## RIGHTHANDED PITCHER

51

**Height:** 6-4  
**Bats:** R  
**Born:** 9/10/85 in Ft. Lauderdale, FL  
**Resides:** Ft. Lauderdale, FL  
**Acquired:** 2nd round, 2004 First-Year Player Draft  
**M.L. Service:** None  
**Contract Status:** Signed thru 2009



**PERSONAL:** Anthony Ray Swarzak...2004 graduate of Nova (FL) High School.

**2009:** Started the season with Triple-A Rochester...won three straight starts, posting a 1.80 ERA (20.0 ip, 4 er), May 1-11...had his contract purchased by Minnesota, May 20...made his Major League debut and first career start, tossing 7.0 shutout innings, May 23 vs. Milwaukee...he became the first Twins pitcher in history to start a game and pitch 7.0 scoreless innings in his Major League debut, with the last to do it in franchise history being Mike Fournies on September 2, 1952 for the Washington Senators...had 11.0 inning scoreless streak to start his career...the 11.0 scoreless innings to start a career tied for second in Twins history with Doug Corbett from April 10-25, 1980...pitched another 7.0 shutout innings and season-high six strikeouts, earning his second win, June 13 at Chicago (NL)...optioned to Rochester, June 13...went 1-0, 2.53 (21.1 ip, 6 er) in three starts with the Red Wings before being recalled by Minnesota on July 4...went 1-5, 8.33 (31.1 ip, 29 er) in seven starts for the Twins before being optioned to Rochester, August 21.

**2008:** Began season with Double-A New Britain...earned Twins' Pitcher of the Month for April after going 2-0, 2.08 (26.0 ip, 6 er) with 29 strikeouts...struck out 10 batters, April 16 at New Hampshire...tied season-high with 10 strikeouts, May 29 vs. Connecticut...went on a six-game losing-skid from June 14-July 23 with his best start coming July 18 at New Hampshire, tossing 7.0 innings, allowing two runs on four hits...promoted to Triple-A Rochester, July 28...made seven starts for the Red Wings...did not allow more than two earned runs in any of his starts and pitched 5.0-plus innings in each outing...tossed season-high 8.0 innings, allowing one run on seven hits, striking out six and walking two, August 25 at Syracuse...pitched 7.0-plus innings four times at Triple-A with his last coming on August 31 vs. Buffalo, allowing three runs (one earned) on seven hits and no walks...ranked sixth best prospect in the Twins' organization by *Baseball America* entering 2009.

**2007:** Made two starts with Double-A New Britain before being issued a 50-game suspension for violation of minor league drug policy, April 20...reinstated on June 11 and transferred to Ft. Myers, June 12, where he went 0-0, 2.30 (15.2 ip, 4 er) in three starts...promoted to New Britain, June 27...went 3-1, 1.91 (37.2 ip, 8 er) with 34 strikeouts in six starts from June 28-July 25, including a 7.0 shutout-inning performance with 11 strikeouts, July 25 at Connecticut...season-high 8.1 innings, August 21 at New Hampshire, earning the win while allowing six hits...held lefties to a .195 (22-for-113) batting average with one home run...participated in the Arizona Fall League with the Phoenix Desert Dogs, going 1-1, 2.05 (22.0 ip, 5 er) in seven starts...named fifth best prospect in the Twins' organization by *Baseball America* heading into the 2008 season.

**2006:** Spent the season with Single-A Ft. Myers...earned the win in his first start on April 7 at Sarasota...pitched 5.0-plus innings in eight straight starts from April 29-June 5 including four eight-strikeout performances during that span...went 1-0, 0.75 (12.0 ip, 1 er) with 16 strikeouts in two starts from May 31-June 5...went 3-1, 0.32 (28.0 ip, 1 er) in four starts from July 3-24 and recorded a 6.0-inning complete game, did not allow a run and was dealt the loss July 9 at Sarasota...did not allow an earned run in three straight starts during that stretch from July 9-24, including his first professional complete game shutout July 24 vs. Palm Beach...five game win-streak from July 14-August 23, going 5-0, 1.55 (46.1 ip, 8 er) in six starts during that time, including an 11-strikeout performance August 11 vs. Sarasota earning him Florida State League Pitcher of the Week for August 7-13...finished first in the FSL in strikeouts and third in ERA...ranked fifth best prospect in the Twins' organization by *Baseball America* heading into the 2007 season.

**2005:** Began the season with Single-A Beloit...made his first start on April 7 vs. Quad Cities and earned the win, tossing 6.0 shutout-innings, allowing no hits, walking one and striking out eight...named Twins' Pitcher of the Month for May after winning five consecutive decisions from May 3-30 while posting an ERA of 0.24 (37.0 ip, 1 er) during those six starts...went five consecutive starts without allowing an earned run during that span from May 3-25...struck out 10 batters, May 3 at Cedar Rapids and a season-high 13 batters May 25 vs. Cedar Rapids...went eight starts from April 23-May 30 without allowing a home run (45.0 innings)...earned Midwest League Pitcher of the Week honors, May 23-30 after going 2-0, 0.69 (13.0 ip, 1 er) in two starts...was the Twins' Minor League Player of the Week for May 27-June 2...went 1-0, 2.25 (12.0 ip, 3 er) in two starts with 12 strikeouts from June 12-17...played in the Midwest League All-Star game...transferred to Ft. Myers, July 12...allowed two runs on five hits in 7.0 innings while striking out seven in his first start with the Miracle at Brevard County, July 16...earned his first win August 18 vs. Clearwater pitching 7.0 shutout-innings, allowing six hits, striking out eight...part of a three-game win-streak August 18-29, going 3-0, 1.93 (18.2 ip, 4 er) during the stretch...made his last start on September 3 vs. Sarasota, striking out 11 in 7.0 innings, allowing two runs on four hits...finished second in the Twins' minor leagues in strikeouts (156) and third in wins (12)...ranked eighth best prospect in the Midwest League by *Baseball America*...rated fifth best prospect in the Twins' organization by *Baseball America* heading into the 2006 season.

**2004:** Started his professional career with GCL Twins...earned his first win on July 8 at GCL Red Sox, allowing one run on five hits in 5.0 innings...second straight win July 14 at GCL Red Sox, tossing a season-high 7.0 shutout-innings...was 4-1, 1.59 (28.1 ip, 5 er) in six July starts...fifth win on August 18 at GCL Red Sox, pitching 6.0-shutout innings, allowing just two hits...went 4-3, 2.85 (41.0 ip, 13 er) in nine starts and 1-0, 1.29 (7.0 ip, 1 er) in two relief appearances...led club in wins and games started and was third in strikeouts...ranked 15th best prospect in the Gulf Coast League by *Baseball America*...named seventh best prospect in the Twins' organization by *Baseball America* heading into the 2005 season.

**PROFESSIONAL:** Signed by scout Brad Weitzel.

### SWARZAK'S GAME HIGHS

#### 2009

**IP:** 7.0, 3x, last 7/21 at Oak.  
**SG:** 6, 6/13 at CHC.  
**Win-Streak:** 1, 3x, last 7/26 at LAA.  
**Walks:** 4, 5/28 vs. Bos.  
**CG:** --  
**Low-Hit:** --



#### CAREER

**IP:** 7.0, 3x, last 7/21/09 at Oak.  
**SG:** 6, 6/13/09 at CHC.  
**Win-Streak:** 1, 3x, last 7/26/09 at LAA.  
**Walks:** 4, 5/28/09 vs. Bos.  
**CG:** --  
**Low-Hit:** --



SWARZAK'S PITCHING RECORD																			
YEAR CLUB	W-L	ERA	G	GS	CG	SH	SV	IP	H	R	ER	HR	HB	BB	SO	WP	BK	BAA	
2004 GCL Twins	5- 3	2.63	11	9	0	0	1	48.0	46	20	14	1	1	6	42	2	1	.251	
2005 Beloit	9- 5	4.04	18	18	0	0	0	91.1	81	48	41	7	7	32	101	3	1	.238	
Ft. Myers	3- 4	3.66	10	10	0	0	0	59.0	72	25	24	3	1	11	55	1	1	.300	
2006 Ft. Myers	11- 7	3.27	27	27	2	1	0	145.2	131	56	53	8	1	60	131	4	3	.242	
2007 Ft. Myers	0- 0	2.30	3	3	0	0	0	15.2	14	6	4	0	1	5	18	0	0	.241	
New Britain	5- 4	3.23	15	14	1	0	0	86.1	78	34	31	6	5	23	76	2	0	.241	
2008 New Britain	3- 8	5.67	20	20	0	0	0	101.2	126	71	64	12	3	37	76	1	0	.294	
Rochester	5- 0	1.80	7	7	0	0	0	45.0	41	14	9	4	4	14	26	1	0	.243	
2009 Rochester	4- 5	3.28	13	13	0	0	0	79.2	79	31	29	4	3	21	45	2	0	.261	
MINNESOTA	3- 7	6.25	12	12	0	0	0	59.0	76	43	41	12	2	20	34	0	0	.311	
Minor League Totals	45-36	3.60	124	121	3	1	1	672.1	668	305	269	45	26	209	570	16	6	.260	
Major League Totals	3- 7	6.25	12	12	0	0	0	59.0	76	43	41	12	2	20	34	0	0	.311	

SWARZAK'S FIELDING RECORD								
POSITION	PCT	G	PO	A	E	TC	DP	PB
Pitcher	1.000	12	2	5	0	7	0	—

SWARZAK'S BATTING RECORD																	
BATTING	AVG	G	AB	R	H	2B	3B	HR	RBI	SH	SF	HB	BB	SO	SB	CS	E OBP
Career	.000	12	2	0	0	0	0	0	0	0	0	0	0	2	0	0	.000
Last Home Run: None.																	

SWARZAK'S DAY-BY-DAYS													Left Game or IR/IRS				
Date	Opp.	Score	Dec.	IP	H	R	ER	HR	BB	SO							
5/23	Mil.	6-2	W	7.0	5	0	0	0	2	3			Leading 6-0				
5/28	Bos.	1-3	L	6.0	5	3	3	2	4	3			Trailing 3-1				
MAY TOTALS			1-1	13.0	10	3	3	2	6	6			2.08 ERA				
6/ 3	Cle.	1-10	L	4.0	9	6	6	1	0	3			Trailing 6-0				
6/ 8	@Oak.	3-4	ND	3.2	4	3	3	0	3	3			Tied 3-3				
6/13	@CHC.	2-0	W	7.0	4	0	0	0	1	6			Leading 2-0				
JUNE TOTALS			1-1	14.2	17	9	9	1	4	12			5.52 ERA				
7/ 8	NYN.	3-4	L	4.1	8	4	4	0	1	0			Trailing 4-2				
PRE-ASG TOTALS			2-3	32.0	35	16	16	3	11	18			4.50 ERA				
7/21	@Oak.	3-2	ND	7.0	4	2	2	0	3	4			Tied 2-2				
7/26	@LAA.	10-1	W	6.2	4	1	1	1	3	4			Leading 8-1				
JULY TOTALS			1-1	18.0	16	7	7	1	7	8			3.50 ERA				
8/ 1	LAA.	6-11	L	3.0	9	6	4	0	0	1			Trailing 6-4				
8/ 7	@Det.	8-10	L	1.0	8	7	7	2	0	1			Trailing 6-4				
8/15	Cle.	3-7	L	4.0	8	5	5	2	1	2			Trailing 3-0				
8/20	@Tex.	1-11	L	5.1	8	6	6	4	2	4			Trailing 5-1				
AUGUST TOTALS			0-4	13.1	33	24	22	8	3	8			14.85 ERA				
POST-ASG TOTALS			1-4	27.0	41	27	25	9	9	16			8.33 ERA				
SEASON TOTALS			3-7	59.0	76	43	41	12	20	34			6.25 ERA				



# MATT TOLBERT

INFIELDER

20

Height: 6-0  
Bats: S  
Born: 5/4/82 in McComb, MS  
Resides: Woodville, MS  
Acquired: 16th round, 2004 First-Year Player Draft  
M.L. Service: 1 year  
Contract Status: Signed thru 2009



**PERSONAL:** Christopher Matthew Tolbert...2000 graduate of Centreville (MS) Academy where he participated in track and field, football and baseball...named All-State in baseball and football as a senior...won back-to-back state football championships in 1998 and 1999...was the 2000 South State long jump champion...attended University of Mississippi.

**2009:** Began the season with Triple-A Rochester...played in 23 games for the Red Wings, spending time at second base, third base, shortstop, left field and right field...first home run, April 18 at Scranton/Wilkes Barre...had four-hit game, May 4 at Louisville...batted .260 (25-for-96) with one home run, nine rbi and 12 runs scored...recalled by Minnesota, May 6...went 3-for-4 with four rbi and his first career home run (off Jimmy Gobble) May 21 at Chicago (AL)...reached base safely in six straight games, June 24-July 1...optioned to Rochester, July 12...four-hit game, July 26 at Charlotte...hit .345 (10-for-29) in eight July games...batted .314 (32-for-102) with five doubles, three triples, two home runs, 16 runs scored, 10 rbi and 10 multi-hit games in 23 August games...recalled by Minnesota, September 4...batted .333 (23-for-69) with four doubles, one triple, one home run, nine runs scored and seven rbi in 21 games from September 11 until the end of the season (October 6)...played in the Twins final 20 games as the regular third baseman while the Twins went 16-4 in those games...played in 71 games for the Twins, 36 at second base, three at shortstop, 27 at third base and one at first base.

**2008:** Made the Twins Opening Day Roster...made Major League debut as pinch-hitter, April 1 vs. Los Angeles (AL)...singled off Joe Saunders for first career hit, April 2 vs. Los Angeles (AL)...hit safely in five of six games, going 9-for-15 (.600), April 4-11...had season-high six-game hit-streak, going 6-for-22 (.273), April 27-May 10...placed on 15-day disabled list with torn ligament in left thumb, May 16 and had surgery to repair torn ligament...rehabbed at Double-A New Britain...reinstated from the disabled list on September 2, missed 96 games...recorded his first career triple, September 3 at Toronto...recorded two triples, September 13 at Baltimore (Game 2)...tied a season-high with three hits, September 16 at Cleveland...hit safely in five of his last six games...hit .333 (10-for-30) with three rbi and five runs scored in 10 September games...hit .373 (19-for-51) in 19 games vs. American League Central opponents.

**2007:** Spent the entire year with Triple-A Rochester...went 7-for-10 in three games, April 13-15...hit safely in eight straight games, going 12-for-25 (.480), April 24-May 3...went 3-for-5 with a season-high four rbi, May 11 at Buffalo...named Twins' Minor League Player of the Week, May 11-17...hit .370 (20-for-54) in May...hit safely in nine straight games going 17-for-34 (.500), June 3-11...went 5-for-5 with two doubles and two rbi, June 6...played for United States team in Futures Game, July 8 at San Francisco...selected to International League team in Triple-A All-Star Game, July 10 at Albuquerque...had a nine-game hitting streak going 15-for-35 (.429), including six multi-hit games, August 4-13...hit .313 (72-for-230) prior to the All-Star break but hit .267 (50-for-187) after the break.

**2006:** Began season at Double-A New Britain and hit .216 before being transferred to Single-A Ft. Myers, May 5...went 3-for-5 in his first game with the Miracle, May 6...hit safely in his first seven games (.393), May 6-12...hit .476 (10-for-21) in five games, including two three-hit games, June 2-6...promoted to New Britain, June 22 and hit safely in his first nine games (13-for-31, .419) with the Rock Cats...named Twins' Minor League Player of the Week, June 24-30...named Twins' Minor League Player of the Month for June...hit .305 (25-for-82) vs. lefties while hitting just .235 (39-for-166) vs. righties.

**2005:** Spent the entire season with Single-A Ft. Myers...went 6-for-12 in his first three games...split time between second base and shortstop for the Miracle...had a season-high three-hits seven times, including in back-to-back games, August 10-11...finished the year hitting safely in 16 of 17 games, including a season-high 11-game hitting streak, August 23-September 3...was 15th among all minor leaguers in sacrifice hits (15).

**2004:** Made his professional debut with Elizabethton of the Appalachian League...hit .316 through his first 11 games...played in 33 games making 28 starts at second base and one at third base.

**PROFESSIONAL:** Signed by scout Mark Quimuyog.

## TOLBERT'S GAME HIGHS

### 2009

Hits: 3, 2x, last 9/26 at K.C.  
RBI: 4, 5/21 at CWS.  
Grand Slams: - -

HR: 1, 2x, last 9/22 at CWS.  
Hit-Streak: 5, 6/25-7/1



### CAREER

Hits: 3, 4x, last 9/26/09 at K.C.  
RBI: 4, 5/21/09 at CWS.  
Grand Slams: - -

HR: 1, 2x, last 9/22/09 at CWS.  
Hit-Streak: 6, 4/27-5/10/08

**TOLBERT'S PLAYING RECORD**

YEAR CLUB	AVG	G	AB	R	H	2B	3B	HR	RBI	SH	SF	HB	BB	SO	SB	CS	E	OBP
2004 Elizabethton	.308	33	104	23	32	7	2	3	18	1	1	0	12	13	3	2	6	.376
2005 Ft. Myers	.266	111	417	55	111	20	6	3	46	15	2	3	35	80	11	4	22	.326
2006 Ft. Myers	.303	40	155	20	47	6	3	4	24	1	2	1	14	17	7	2	2	.360
New Britain	.258	72	248	33	64	15	1	3	35	5	5	4	30	43	5	1	13	.341
2007 Rochester	.293	121	417	65	122	24	7	6	53	12	6	5	37	56	11	3	13	.353
2008 MINNESOTA	.283	41	113	18	32	6	3	0	6	2	1	0	7	19	7	1	6	.322
New Britain	.250	14	56	6	14	3	0	0	6	0	0	0	1	6	3	3	0	.263
2009 Rochester	.288	56	236	35	68	11	6	3	22	0	0	1	14	32	7	4	3	.331
MINNESOTA	.232	71	198	28	46	7	1	2	19	10	2	0	21	37	6	2	4	.303
<b>Minor League Totals</b>	<b>.280</b>	<b>447</b>	<b>1633</b>	<b>237</b>	<b>458</b>	<b>86</b>	<b>25</b>	<b>22</b>	<b>204</b>	<b>34</b>	<b>16</b>	<b>14</b>	<b>143</b>	<b>247</b>	<b>47</b>	<b>19</b>	<b>59</b>	<b>.341</b>
<b>Major League Totals</b>	<b>.251</b>	<b>112</b>	<b>311</b>	<b>46</b>	<b>78</b>	<b>13</b>	<b>4</b>	<b>2</b>	<b>25</b>	<b>12</b>	<b>3</b>	<b>0</b>	<b>28</b>	<b>56</b>	<b>13</b>	<b>3</b>	<b>10</b>	<b>.310</b>

**TOLBERT'S FIELDING RECORD**

POSITION	PCT	G	PO	A	E	TC	DP	PB
First Base	1.000	1	1	0	0	1	1	—
Second Base	.987	47	89	140	3	232	36	—
Third Base	.935	44	20	67	6	93	9	—
Shortstop	.979	17	16	30	1	47	6	—
<b>Totals</b>	<b>.973</b>	<b>109</b>	<b>126</b>	<b>237</b>	<b>10</b>	<b>373</b>	<b>52</b>	<b>—</b>



# DELMON YOUNG

## OUTFIELDER

# 21

Height: 6-3      Weight: 200  
 Bats: R      Throws: R  
 Born: 9/14/85 in Montgomery, AL  
 Resides: Camarillo, CA  
 Acquired: Trade with Tampa Bay, 11/28/07  
 M.L. Service: 2 years, 34 days  
 Contract Status: Signed thru 2009



**PERSONAL:** Delmon Damarcus Young...older brother Dmitri was the fourth player selected by St. Louis in the 1991 draft...they were the first set of brothers to each be taken within the first five selections of the draft, B.J. and Justin Upton are the only others...Delmon was on hand to see his brother's first Major League game in 1996...Delmon's sister, DeAnn, plays first base for the Oregon State University softball team...she earned All-Pac-10 Conference honorable mention and second team All-Pacific Region during her freshman year as the Beavers advanced all the way to the College World Series...at Camarillo High, she was a three-time First Team All-Pacific View League selection, the school's Co-Offensive Player of the Year as a sophomore and Pacific View League Player of the Year as a junior...father, Larry, was a Navy pilot and now is a commercial pilot...was the first player selected in the June 2003 Amateur draft and signed a five-year major league contract with the Rays on September 9, 2003...went to Instructional League then made his pro debut in the Arizona Fall League one month after his 18th birthday and batted .417 (20-for-48) with five doubles, a triple and a home run.

**2009:** Hit first home run of season, April 12 at Chicago (AL)...hit safely in 10 of 12 games, April 10-27...recorded three, three-hit games in an 11-game span, with the first coming April 25 at Cleveland...second three-hit game, May 2 vs. Kansas City...third three-hit game, May 7 at Baltimore...hit safely in seven consecutive games, batting .370 (10-for-27) with four runs scored and four rbi, June 3-12...went 3-for-6 with a home run and a double, July 3 vs. Detroit...homered in back-to-back games, August 9 at Detroit and August 11 vs. Kansas City...hit five home runs and collected 11 rbi in a 10-game span, August 9-20...third career four-hit game, going 4-for-5 with the game-winning, walk-off rbi in the ninth inning, August 25 vs. Baltimore...hit his first career grand slam (off Lenny DiNardo) and tied career-high with five rbi, October 2 vs. Kansas City...second career two-homer game, October 4 vs. Kansas City...named American League Co-Player of the Week along with teammate Jason Kubel, from September 28-October 4, after hitting safely in all seven of his games played, compiling five straight multi-hit games, batting .448 (13-for-29) with three home runs, 10 rbi and six runs scored...batted .386 (27-for-70) with four doubles, one triple, four home runs, 12 runs scored, 17 rbi and 10 multi-hit games in his final 17 games (Twins went 13-4)...season-long nine-game hitting streak, September 27-October 6.

**2008:** Hit safely in nine of 11 games, April 5-17...was 10-for-27 (.370) in seven games, April 22-29...had first career two stolen base game, April 29 vs. Chicago (AL)...hit safely in six consecutive games, going 10-for-23 (.435), May 16-21...tripled in three consecutive games, May 18-20...was 8-for-18 (.444) in four games, May 30-June 2...went 3-for-4 with a career-high three doubles, June 2 vs. New York (AL)...hit first homer as a Twin, snapping a streak of 258 at-bats without a home run, June 7 at Chicago (AL)...had back-to-back three-hit games, June 13 and 14 at Milwaukee...hit safely in 11 of 13 games from June 20-July 6, going 18-for-47 (.383) with two home runs and nine rbi during that span...went 3-for-5 with three runs scored, a home run and four rbi, July 4 vs. Cleveland...second career four-hit game, July 18 vs. Texas...hit .330 (32-for-97) with two home runs, six doubles, 15 rbi and 14 runs scored in 24 July games...homered in back-to-back games, August 12 and 13...hit .333 (21-for-63) from September 2-20 (17 games)...hit safely in 17 of 19 games from September 2-24, including a season-high eight-game hit-streak from September 15-24, with three three-hit games during the streak...hit .341 (29-for-85) in 23 September games...finished third in the American League in three-hit games, behind Dustin Pedroia and Ichiro Suzuki...hit .300 (70-for-233) with seven home runs, 33 runs scored and 33 rbi in 64 games after the All-Star break...finished tied for fifth (Suzuki) in the American League in outfield assists with 11.

**2007:** Finished second in the BBWAA Rookie of the Year voting...compiled 56 points in the 5-3-1 points system...led all American League rookies in seven categories: games (162), hits (186), rbi (93), total bases (263), batting average with runners in scoring position (.349), multi-hit games (55) and outfield assists (16)...was the seventh rookie to play in every one of his team's games since 1961, first since New York's Hideki Matsui in 2003...the others: Dick Allen (1964-PHI), Bobby Knoop (1964-LAA), Johnny Ray (1982-PIT), George Scott (1966-BOS) and Jeff Conine (1993-FLA)...has played in 192 of a possible 193 games in his brief career, including the last 165...only 11 rookies (six AL) in the last 50 years have had as many hits...is one of only eight major league rookies (five AL) in the last 50 years to exceed 180 hits and 90 rbi...joins Orlando Cepeda (1958-SF), Dick Allen (1964-PHI), Tony Oliva (1964-MIN), Nomar Garciaparra (1997-BOS), Albert Pujols (2001-STL), Carlos Beltran (1999-KC) and Rich Rollins (1962-MIN)...only three major league rookies in the last 50 years have exceeded his totals in hits (186), rbi (93) and doubles (38): Tony Oliva (Min, 1964), Nomar Garciaparra (Bos, 1997) and Albert Pujols (STL, 2001)...his 16 outfield assists tied for fifth among all major league outfielders in 2007 and were nine more than any other major league rookie...his 645 at-bats ranked 10th all-time among AL rookies (most since Ichiro with Seattle in 2001, 692)...batted .349 (61-for-175) with runners in scoring position, 10th best in the American League and tops among all major league rookies...since 1974, only five American League rookies (min. 100 ABs) have finished the season with a higher average with runners in scoring position and only two (Ichiro, SEA, 2001, 51) and Fred Lynn (BOS, 1975, 56) had more hits with runners in scoring position...had four hitting streaks of 11 or more games: a 12-game streak to start the season, a 13-game and two 11-game streaks...had a total of five hitting streaks of 10+ games as a rookie (including a 12-game streak in 2006), tying Ichiro's total in 2001 for most by a rookie in the last 50 years...started 155 games in the outfield, 127 in right field...started 28 games in centerfield when Rocco Baldelli was injured and Elijah Dukes was placed on the temporary inactive list...in the Rays three-game series vs. Texas at Disney's Wide World of Sports, May 15-17, he went 6-for-12 with four runs scored and eight rbi...in the final game of the series, he became just the third player all-time to have a multi-homer game including a "walk-off" home run before his 22nd birthday, joining Cleveland's Buddy Bell in 1973 and Texas' Ruben Sierra in 1987...was hitting .222 entering that series; batted .306 (154-504) the rest of the way...batted .324 (24-for-74) in Interleague play...since making his major league debut on August 29, 2006 he has 226 hits, sixth most in the AL during that span behind Ichiro-285; Magglio Ordonez-254; Derek Jeter-251; Michael Young-245; and Robinson

### YOUNG'S GAME HIGHS

#### 2009

Hits: 4, 8/25 vs. Bal.      HR: 2, 10/4 vs. K.C.  
 RBI: 5, 10/2 vs. K.C.      Hit-Streak: 9, 9/27-10/6  
 Grand Slams: 1, 10/2 vs. K.C.



#### CAREER

Hits: 4, 3x, last 8/25/09 vs. Bal.      HR: 2, 2x, last 10/04/09 vs. K.C.  
 RBI: 5, 2x, last 10/2/09 vs. K.C.      Hit-Streak: 13, 6/15-28/07  
 Grand Slams: 1, 10/2/09 vs. K.C.

Cano-226...hit safely in 74 of 95 road games during his career and has a .314 (122-for-388) career average on the road.

**2006:** Was the Rays' top prospect by *Baseball America* as well as having the organization's best outfield arm and the club's top hitter for average...named the publication's #1 prospect entering the 2006 season...batted a team-high .316 in 86 games at Triple-A Durham...was suspended for 50 days by International League President Randy Mobley for throwing his bat at an umpire in a game at Pawtucket on April 26...returned to the Bulls on June 19...was hitting .338 at the time he was suspended...during his suspension, Young completed 50 hours of community service including work with the Miracle League of St. Petersburg, the Rays Wheelchair softball team, the Sheriff's Youth Ranch of Manatee County and the Ronald McDonald House...also performed community service in Durham...recalled from Triple-A Durham on August 29 when Jonny Gomes was placed in the disabled list...joined the team in Chicago for his first Major League action...had 31 hits in his first 20 major league games...finished with 40 hits in 30 games...had 14 multi-hit games in 30 starts...after call-up, started 30 of the remaining 31 games and was the team's leading hitter the rest of the season (.317, 40-for-126) and the AL's top hitting rookie over that span...made his major league debut the day of his recall against 17-game winner Freddy Garcia and the White Sox...homered in his third plate appearance off Garcia who had hit him with a pitch in his first at-bat...became just the second top pick to come in his first game joining Bob Horner who did it with Atlanta in 1978 (also homered in his first minor league game in 2004 and his first game with Double-A Montgomery in 2005)...followed the next night with an rbi single, sac-fly and a double off Chicago's 18-game winner Jon Garland...had four hits in game three of the series...Young was the first player since Arizona's Chad Tracy in 2004 to record a four-hit game within his first three games in the majors...became the first player since Willie McCovey in 1959 to get eight hits in his first three games...compiled a 12-game hitting streak, September 5-18, the Rays longest of the season...ranked top prospect in the Rays' organization by *Baseball America* entering the 2007 season.

**2005:** Named the Tampa organization's 2005 Player of the Year for the second straight season...is the only Rays farmhand to ever win the honor twice...combined at Triple-A Durham and Double-A Montgomery to hit .315 with 26 doubles, seven triples, 26 home runs, 99 rbi and 32 stolen bases...his 176 hits were the fourth most in the minors as were his 294 total bases (tied)...was one of just four minor leaguers to hit 25 home runs and steal 25 bases...no other minor leaguer reached his figures in doubles, triples, home runs and stolen bases...named the 2005 *Baseball America* Minor League Player of the Year...also awarded the J.G. Taylor Spink Award as the *Topps* Minor League Player of the Year...at just 19-years-old, he was the youngest player in the International League and the youngest player to win the *Baseball America* POY award since Braves outfielder Andruw Jones won in back-to-back years in 1995-96...he batted .285 (65-for-228) with 13 doubles, six home runs and 28 rbi in 59 games at Durham hitting safely in his first 13 games at the Triple-A level, tying his career-high hit streak...anchored a triple play August 3 against Norfolk (Mets)...Young snared a sinking line drive and gunned down a runner out at the plate; Durham catcher Tim Laker then threw on to first to double-up the runner there...was the first triple play for the Bulls since joining the Triple-A ranks in 1998...named Southern League Most Valuable Player despite being promoted to Triple-A on July 15...hit .336 (111-for-330) with a franchise-record 20 home runs and 71 rbi with the Biscuits and earned a spot on the Southern League's midseason and postseason All-Star teams...he fell eight at-bats shy of qualifying as the SL batting champ...at the time of his call-up, he led the Southern League in home runs, hits (111) and rbi (71) while ranking fourth with a .336 average and tied for third with 25 stolen bases...was awarded the league's player of the month honors in both May and June becoming the first player to win the award twice in the same year since Oakland's Eric Chavez in 1998...Young hit a combined .363 (78-for-215) with 11 doubles, 15 home runs and 52 rbi for both months...hit a game-tying 2-run home run in the 7th inning on Opening Day against Mississippi (Braves) in his Double-A debut...homered on opening day in each of his first two seasons...hit his first career grand slam June 19 at Jacksonville (LAD)...was named by *Baseball America*'s Best Tools survey as being the Southern League's Best Batting Prospect and the Most Exciting Player as well as having the Best Power and Best Outfield Arm...the publication also named him the Southern League, International League and Rays organization top prospect...represented Team USA at the All-Star Future's Game in Detroit for the second straight year...played the entire game in right field and went 1-for-2 with a walk...ranked top prospect in the Rays' organization by *Baseball America* entering the 2006 season.

**2004:** Entered the season as the second best prospect in the Rays' organization by *Baseball America* behind B.J. Upton...named the Tampa Bay Rays organization's Player of the Year in 2004 after leading the South Atlantic League with 116 rbi and 165 hits while his 25 home runs were sixth, all setting Rays organization records for a first-year player...while with Single-A Charleston his 116 rbi were the most in that league since 1997, led the Rays organization and set a new Charleston single-season record...it was the second-highest rbi total ever for a Tampa Bay minor leaguer behind Steve Cox's 127 in 1999...drove in 103 runs in the final four months...was one of just six players in minor league baseball to reach the 20/20 club and the only player in the minors to post 25 home runs and steal 20 or more bases...named *Baseball America*'s top prospect as well as garnering a position on their Minor League All-Star team...was also named BA's Single-A (low) player of the year...also named the South Atlantic League's Most Outstanding Major League Prospect...homered in his first regular season game April 8 against Greensboro (Marlins)...reached base safely via hit or walk in 55 of his 59 games in the second half of the season...was named the *Topps* SAL August Player of the Month and was also awarded the SAL Batter of the Week for two consecutive weeks August 6-12 and 13-19...he was a representative of Team USA at the 2004 All-Star Future's Game in Houston (0-for-1)...was also named the top prospect in the 2004 Arizona Fall League, despite being the only teenager in the league...ranked top prospect in the Rays' organization by *Baseball America* entering the 2005 season.

**AMATEUR CAREER:** Batted .523 (34-for-61) with 40 runs, seven home runs, 28 rbi in 22 games as a senior for Adolfo Camarillo (CA) High School...missed the first five games of the season with a sprained ankle, but the team went 21-0 the rest of the regular season after Young returned...the team extended the winning streak to 23 straight games, before losing to Arlington High, 7-4, on May 27 in a second-round playoff game...*Baseball America* rated him as the top prospect in the 2003 draft, the best power hitter and as being closest to the majors among the nation's high school players...named to *Baseball America*'s High School All-America team in 2002 and 2003 and *USA Today*'s 2003 All-USA team...was *Baseball America*'s Youth Player of the Year in 2002...as a junior, led Camarillo to the California Interscholastic Federation Southern Section Division I Championship with a .542 average, 17 home runs, 55 runs scored and 56 rbi...his 17 home runs were a Ventura County record...named the California State Player of the Year, the first junior to win the award since Eric Chavez won it in 1995...in the summer of 2002 hit 16 home runs for his Junior National Team as he helped the Scorpions win their fourth straight Pacific West League title...at the World Junior Championships in Sherbrooke, Quebec, Canada, he helped lead Team USA to a bronze medal while batting .513 with a tournament record eight home runs and 19 rbi in 38 at-bats...participated in the USA High School All-Star Team in the 16th Goodwill Games in Irvine, CA playing a four-game series against Japan...also played for Team USA in the 15th Annual Goodwill games...earned California's Sophomore Player of the Year in 2001 and the state's Freshman of the Year in 2000, both honors his brother won as well...took part in the 1999 Area Code games, despite being only 13 years old...the event is normally reserved for showcasing high school seniors.

**PROFESSIONAL:** Tampa Bay's 1st round pick (1st overall) in the June, 2003 First-Year Player Draft...signed by scout Rich Aude.

YOUNG'S PLAYING RECORD																			
YEAR	CLUB	AVG	G	AB	R	H	2B	3B	HR	RBI	SH	SF	HB	BB	SO	SB	CS	E	OBP
2004	Charleston	.320	131	513	95	164	26	5	25	115	0	6	6	53	120	21	6	5	.386
2005	Montgomery	.336	84	330	59	111	13	4	20	71	0	8	7	25	66	25	8	7	.386
	Durham	.285	52	228	33	65	13	3	6	28	0	0	2	4	33	7	4	6	.303
2006	Durham	.316	86	342	50	108	22	4	8	59	0	10	3	15	65	22	4	2	.341
	TAMPA BAY	.317	30	126	16	40	9	1	3	10	0	1	3	1	24	2	2	1	.336
2007	TAMPA BAY	.288	162	645	65	186	38	0	13	93	0	7	3	26	127	10	3	7	.316
2008	MINNESOTA	.290	152	575	80	167	28	4	10	69	1	5	7	35	105	14	5	8	.336
2009	MINNESOTA	.284	108	395	50	112	16	2	12	60	0	5	4	12	92	2	5	5	.308
Minor League Totals		.317	353	1413	237	448	74	16	59	273	0	24	18	97	284	75	22	20	.363
Major League Totals		.290	452	1741	211	505	91	7	38	232	1	18	17	74	348	28	15	21	.322

YOUNG'S FIELDING RECORD									
POSITION	PCT	G	PO	A	E	TC	DP	PB	
Outfield	.976	439	825	35	21	881	10	—	

**2009 PLAYERS WHO  
DID NOT FINISH THE SEASON  
IN TWINS ORGANIZATION**

**LUIS AYALA  
CRAIG BRESLOW  
SEAN HENN  
KEVIN MULVEY**





# LUIS AYALA

## RIGHTHANDED PITCHER

# 18

Height: 6-2  
Bats: R  
Born: 1/12/78 in Los Mochis, MX  
Resides: Santa Monica, CA  
Acquired: Signed as free agent, 2/9/09  
M.L. Service: 6 years  
Contract Status: Signed thru 2009  
Opening Day Age: 31



**PERSONAL:** Luis Ignacio Ayala...wife Dayasi (Cerrano)...son Luis Jr. (9/18/00).

**2009:** Pitched for an American League club for the first time in his career after pitching six seasons in the National League...first win on April 7 vs. Seattle...did not walk a batter in his first five appearances, April 6-13...did not allow an earned run in six consecutive appearances (7.2 ip) from May 20-June 7...season-high, three strikeouts on June 8 at Oakland (1.1 ip)...was designated for assignment on June 22...claimed by the Florida Marlins.

**2008:** Began season with Washington...first win of the season, May 1 vs. Pittsburgh, tossing 1.0 scoreless inning...appeared in 62 games for the Nationals before being traded to New York (NL) in exchange for a player to be named later (infielder Anderson Hernandez), August 17...tossed 1.1 scoreless innings and stranded two runners to earn his first win as a Met, August 21 vs. Atlanta...recorded first save of the year, August 22 vs. Houston...earned his sixth save in New York's 10-8 win over Washington, September 9...closed out the game on September 10 vs. Washington for his seventh save...did not allow a run in 13 of his 19 appearances with the Mets...finished tied for fifth among National League relievers with 81 appearances and was tied for 12th with 19 holds...ranked tied for 14th among NL relievers in innings pitched (75.2).

**2007:** Began season on disabled list, recovering from "Tommy John" surgery on his right elbow...made his first rehab appearance for Single-A Potomac, June 1...reinstated from disabled list, June 20...worked 8.1 scoreless innings from July 25-August 10...finished with 4.2 scoreless innings in his final five appearances...earned the win in the 1,047th and final Major League game at RFK Stadium, a 5-3 victory, September 23 vs. Philadelphia...issued just 12 walks in 42.1 innings on the season...all five homers allowed were to righthanded batters...went 2-1 with a 2.99 ERA in 21 games at home and 0-1, with a 3.97 ERA in 23 road appearances.

**2006:** Missed the entire season recovering from "Tommy John" surgery on his right elbow...underwent surgery on March 30, performed by Dr. Lewis Yocum and Nationals team orthopedist Dr. Ben Shaffer...pitched in three games for Mexico in the World Baseball Classic prior to surgery.

**2005:** Spent entire season with the Washington Nationals...recorded the first hold in National's history, April 6 at Philadelphia, tossing 1.0 perfect inning...first save of the season, May 16 vs. Milwaukee...established a career-high with 22 holds...posted a sub-3.00 ERA for the third straight season...held the opposition scoreless in 53 of his 68 appearances...tied for first among National League relievers in wins...experienced right elbow trouble in the final five weeks of the season...made just two appearances and faced only two batters after August 21...had successful surgery to remove bone spur, performed by Dr. Lewis Yocum, October 28 in Los Angeles.

**2004:** Spent entire season with the Montreal Expos...pitched in every series of the season but two (June 11-13 at Seattle and August 27-29 vs. San Diego)...singled off David Weathers for first Major League hit, at Hiram Bithorn Stadium, April 9 vs. New York (NL)...recorded six holds in June...had a 1.93 ERA from May-August...tossed a scoreless eighth inning, October 1 at New York (NL), to record his 20th hold, passing his 2003 total of 19...final and 21st hold in his last appearance of the season, October 2 at New York (NL)...led Montreal relievers and ranked eighth in the National League with 81 appearances...set career-highs in games, innings pitched, strikeouts, ERA, holds (21) and games finished (21)...set a franchise-record with 12 losses, leading all Major League relievers...issued just 1.49 walks-per-nine innings...retired 56 of 81 first batters faced (69%).

**2003:** Began season on the Montreal Expos Opening Day roster...made his Major League debut, March 31 vs. Atlanta, allowing one run and four hits in 2.0 innings...recorded first career Major League win, April 19 vs. Cincinnati in Puerto Rico at Hiram Bithorn Stadium...went 4-0, 0.84 (10.2 ip, 1 er) with five holds in 10 May games...did not walk a batter from April 12-June 14 (24.0 innings pitched)...recorded first career save in Puerto Rico, June 7 vs. Texas...rehabbed with GCL Expos from June 22-July 21...posted a 2.12 ERA (29.2 ip, 7 er) in August and September...converted five of eight save opportunities...led club with 10 wins and 19 holds...allowed just five of his 30 inherited runners to score (16.7%)...led National League rookies in wins and was fourth in appearances...10 relief wins tied for second in the Major Leagues, with only San Francisco's Joe Nathan recording more (12)...10 relief wins in a single season ranked second All-Time among Montreal rookie relievers.

**2002:** Began season with Salt Lake City and finished sixth in the Mexican Summer League with 23 saves and tied for third with 43 games finished...had his contract purchased by Triple-A Ottawa, August 18...signed by Arizona as a minor league free agent, October 23...selected by the Washington Nationals in the Major League Rule 5 Draft, December 16.

**2001:** Began season with Single-A Salem...recorded a save in six of his last seven appearances before having his contract purchased by Salt Lake City (Mexican Summer League)...ranked fifth in the Mexican League with 21 saves...was 0-2 with 11 saves and a 0.76 ERA in his first 18 games with Salt Lake...posted 10 saves in his final 13 appearances.

**2000:** Loaned by Colorado to Salt Lake City of the Mexican League...his 25 saves tied for third in the Mexican Summer League...finished the season with 16 saves and a 1.88 ERA in 24 outings during July and August...recorded saves in each of his last 10 appearances of the season.

**1999:** Established a Mexican Summer League record with 41 saves, passing Miguel Alícea's previous record of 39...gave up just 54 hits in 79.0 innings pitched for Salt Lake...posted an ERA of 1.71 (79.0 ip, 15 er) in 61 games.

### AYALA'S GAME HIGHS

#### 2009

IP: 3.0, 5/20 at CWS.  
SO: 3, 6/8 at Oak.  
Win-Streak: 1, 4/7

Walks: 2, 2x, last 7/30 at Atl.  
CG: --  
Low-Hit: --



#### CAREER

IP: 3.0, 5/20/09 at CWS.  
SO: 5, 6/29/04 at Phi.  
Win-Streak: 4, 2x, last 5/31-6/10/05

Walks: 2, 11x, last 6/30/08 at Atl.  
CG: --  
Low-Hit: --



**1998:** Spent his second season with Saltillo of the Mexican Summer League...appeared in 47 games, including four starts...saved seven games.

**1997:** Made his professional debut with Saltillo in the Mexican Summer League...walked just 21 batters in 62.1 innings pitched.

**PROFESSIONAL:** Signed with Montreal as a non-drafted free agent, August 13, 2002...signed by Omar Minaya (Expos).

AYALA'S PITCHING RECORD																			
YEAR	CLUB	W-L	ERA	G	GS	CG	SH	SV	IP	H	R	ER	HR	HB	BB	SO	WP	BK	BAA
1997	Saltillo (MEX)	7- 5	4.62	37	2	0	0	0	62.1	76	37	32	3	3	21	30	2	1	.321
1998	Saltillo (MEX)	7- 8	5.62	47	4	0	0	7	83.1	105	52	52	2	4	45	29	3	0	.327
1999	Saltillo (MEX)	7- 3	1.71	61	0	0	0	41	79.0	54	17	15	1	3	22	28	3	0	.208
2000	Saltillo (MEX)	5- 3	2.76	55	0	0	0	25	65.1	69	22	20	4	3	13	38	1	0	.277
2001	Salem	0- 1	4.05	13	0	0	0	7	13.1	19	10	6	0	2	5	10	2	1	.358
	Saltillo (MEX)	1- 2	2.03	33	0	0	0	21	40.0	34	11	9	2	0	11	34	0	0	.230
2002	Saltillo (MEX)	3- 5	1.68	49	0	0	0	23	53.2	43	16	10	2	7	15	43	0	0	.214
	Ottawa	0- 0	3.52	6	0	0	0	0	7.2	7	3	3	1	0	4	6	0	0	.250
2003	MONTREAL	10- 3	2.92	65	0	0	0	5	71.0	65	27	23	8	5	13	46	1	0	.244
	GCL Expos	0- 0	0.00	2	2	0	0	0	3.2	2	0	0	0	0	2	2	0	0	.154
2004	MONTREAL	6-12	2.69	81	0	0	0	2	90.1	92	30	27	6	5	15	63	3	1	.268
2005	WASHINGTON	8- 7	2.66	68	0	0	0	1	71.0	75	23	21	7	6	14	40	0	0	.286
2006	WASHINGTON	INJURED - DID NOT PLAY																	
2007	Potomac	0- 0	0.00	3	1	0	0	0	2.2	1	0	0	0	0	1	1	0	0	.111
	Columbus	0- 0	1.29	5	0	0	0	0	7.0	4	1	1	1	1	2	5	0	1	.174
	WASHINGTON	2- 2	3.19	44	0	0	0	1	42.1	43	16	15	5	1	12	28	1	0	.267
2008	WASHINGTON	1- 8	5.77	62	0	0	0	0	57.2	63	41	37	6	4	22	36	1	0	.280
	NEW YORK (NL)	1- 2	5.50	19	0	0	0	9	18.0	23	12	11	3	0	2	14	0	0	.307
2009	MINNESOTA	1- 2	4.18	28	0	0	0	0	32.1	38	18	15	4	3	8	21	0	0	.306
	FLORIDA	0- 3	11.74	10	0	0	0	0	7.2	12	10	10	1	1	6	7	0	0	.364
<b>Mexican League Totals</b>		<b>30-26</b>	<b>3.24</b>	<b>282</b>	<b>6</b>	<b>0</b>	<b>0</b>	<b>117</b>	<b>383.2</b>	<b>381</b>	<b>155</b>	<b>138</b>	<b>14</b>	<b>20</b>	<b>127</b>	<b>202</b>	<b>9</b>	<b>1</b>	<b>.269</b>
<b>Minor League Totals</b>		<b>0- 1</b>	<b>2.62</b>	<b>29</b>	<b>3</b>	<b>0</b>	<b>0</b>	<b>7</b>	<b>34.1</b>	<b>33</b>	<b>14</b>	<b>10</b>	<b>2</b>	<b>3</b>	<b>14</b>	<b>24</b>	<b>2</b>	<b>2</b>	<b>.262</b>
<b>Major League Totals</b>		<b>29-39</b>	<b>3.67</b>	<b>377</b>	<b>0</b>	<b>0</b>	<b>0</b>	<b>18</b>	<b>390.1</b>	<b>411</b>	<b>177</b>	<b>159</b>	<b>40</b>	<b>25</b>	<b>92</b>	<b>255</b>	<b>6</b>	<b>1</b>	<b>.276</b>



# CRAIG BRESLOW

## LEFTHANDED PITCHER

# 49

**Height:** 6-1  
**Bats:** L  
**Born:** 8/8/80 in New Haven, CT  
**Resides:** Trumbull, CT  
**Acquired:** Claimed off waivers from Cleveland, 5/29/08  
**M.L. Service:** 1 year, 88 days  
**Contract Status:** Signed thru 2009  
**2009 Opening Day Age:** 28



**PERSONAL:** Graduated from Yale University in 2002, and in 2005 became the first Bulldog to reach the major leagues since Ron Darling...a molecular biophysics and biochemistry major, Breslow earned All-Ivy honors in a junior season that included a 16-strikeout performance vs. Cornell and a one-hit shutout at Harvard...was named captain of the 2002 squad...is a 1998 graduate of Trumbull High School...hobbies include golf, reading, and crossword puzzles.

**2009:** Started the season with Minnesota, pitching in 17 games before being claimed off waivers by Oakland on XXXX

**2008:** Claimed off waivers by Cleveland from Boston March 23...made Cleveland debut at Oakland on April 4 working 1.1 scoreless innings...tossed 8.1 innings allowing three runs on 10 hits with five walks and seven strikeouts in seven appearances with the Indians...five of those seven appearances with the Indians were scoreless...tossed 2.0 innings, allowing three hits with three strikeouts, May 10 vs. Toronto...designated for assignment by Cleveland on May 23...claimed off waivers by the Twins from Cleveland on May 29...made Twins debut, tossing 1.2 innings with three strikeouts, May 31 vs. New York (AL)...did not allow a run in 11 appearances (10.2 ip), May 31-June 30...tossed a season-high 3.0 scoreless innings and recorded his first career save, August 29 at Oakland...posted a 0.55 ERA (16.1 ip, 1 er) in 18 appearances from August 16-September 25...opponents hit just .148 during the span...tied career-high three strikeouts, September 13 at Baltimore...pitched a scoreless inning in back-to-back games vs. the White Sox, September 24 and 25 (he retired all six batters he faced in the series)...did not allow a run in 13 appearances in September (9.0 innings)...allowed just eight of his 42 inherited runners to score.

**2007:** Pitched exclusively for Triple-A Pawtucket, earning mid-season International League All-Star honors for the second straight season...Ranked third on the club with 49 appearances (all but one as a reliever), going 2-3 with a 4.06 ERA...struck out 73 in 68.2 innings, an average of 9.6 K's per nine innings...was a September 1 call-up to Boston, but did not pitch before being optioned back to Pawtucket the following day...posted a 1.85 ERA (43.2 ip, 9 er) in 29 games before the All-Star break and a 7.92 ERA (25.0 ip, 22 er) in 20 appearances after the break...had ERAs of 2.13 in April, 0.61 in May and 2.03 in June...was scored upon in 10 of his final 16 outings of the season...had a streak of 12.1 consecutive innings without allowing an earned run from June 14-July 3 (nine appearances)...worked more than 1.0 inning in 24 of his 48 relief appearances, including a season-high 3.0 innings, three times...recorded a season-high five strikeouts in 2.0 innings on June 26 vs. Norwich...earned a save and a win in his third and fourth appearances of the season, respectively (April 11 and 19), and then did not record another victory until August 21...allowed one hit in 0.2 scoreless innings in the Triple-A All-Star Game, July 11 in Albuquerque, NM...his start on August 9 (3.0 ip, 1 er) was the first of his professional career after 231 relief outings.

**2006:** Had three separate stints with Boston, going a combined 0-2 with three holds and a 3.75 ERA (12.0 ip, 5 er) in 13 relief appearances...had 12 strikeouts in 12.0 innings...nine of his 13 outings came at Fenway Park, where he posted a 3.00 ERA (9.0 ip, 3 er) with all 12 of his strikeouts...originally had his contract purchased from Pawtucket on July 13 and made his Red Sox debut the following night vs. Oakland, allowing just one hit with two strikeouts in 1.2 innings...was optioned back to Pawtucket the next day before being recalled on August 14...pitched that night vs. Detroit, but was again optioned to Pawtucket on August 18...earned a September 1 call-up to Boston, where he stayed for the remainder of the season...appeared in 11 games with the Sox to close the year, going 0-2 with a 5.19 ERA (8.2 ip, 5 er)...went 7-1 with seven saves and a 2.69 ERA (67.0 ip, 20 er) in 39 relief appearances with Pawtucket and was selected as the team's Most Valuable Pitcher in a teammate vote...was on the International League team for the 2006 Triple-A All-Star Game (did not pitch)...led the PawSox in appearances and ranked second in saves while holding opponents to a .200 average...had 77 strikeouts in 67.0 innings, an average of 10.3 K's per 9...did not allow an earned run in his final 11 appearances covering 17.1 innings, going 2-0 with two saves in that span.

**2005:** Made his Major League debut with three separate stints with the Padres, posting no record and a 2.20 ERA (16.1 ip, 4 er) in 14 games out of the bullpen...with San Diego, limited left-handed hitters to a .063 (1-for-16) average...averaged 8.1 K's per 9 innings between Double-A Mobile, Triple-A Portland and San Diego, recording 70 strikeouts in 77.2 innings...began the season with Mobile, going 2-1 with a 2.90 ERA (49.2 ip, 16 er) in 39 relief appearances to earn a July 23 promotion to San Diego...made his Major League debut that night in Philadelphia, striking out three in 1.2 innings of scoreless relief...was optioned back to Mobile the following day before being recalled by the Padres five days later...was optioned to Triple-A Portland on August 11, and he made seven appearances before his third recall to San Diego, September 1.

**2004:** Began his third season in the Brewers organization with Single-A High Desert, going 1-3 with a 7.19 ERA in 23 games before being released July 6...signed with the New Jersey Jackals of the Independent Northeast League in late July, and went on to post a 3-1 record with a save and a 4.10 ERA in 19 games...held N.L. foes to a .204 average and recorded 37 strikeouts in 26.1 innings, an average of 12.6 K's per 9 innings.

### BRESLOW'S GAME HIGHS

#### 2009

**IP:** 2.0, 4x, 9/15 at Tex.  
**SO:** 3, 3x, 8/12 at Bal.  
**Win-Streak:** 3, 2x, last 8/31-9/26  
**Walks:** 3, 5/2 vs. K.C.  
**CG:** - -  
**Low-Hit:** - -



#### CAREER

**IP:** 3.2, 9/20/05 at Col.  
**SO:** 3, 12x, last 8/12/09 at Bal.  
**Win-Streak:** 3, 2x, last 8/31-9/26/09  
**Walks:** 3, 5/2/09 vs. K.C.  
**CG:** - -  
**Low-Hit:** - -

**2003:** Averaged 11.1 strikeouts per-9 innings for Single-A Beloit, fanning 80 batters in 65.0 innings...issued only 27 walks for a 3-to-1 strikeout-to-walk ratio...held opponents to a .254 average and gave up only four home runs in 65.0 innings, an average of one homer per 16.1 innings.

**2002:** Ranked fifth in the Pioneer League with six wins in his first professional campaign, going 6-2 with a 1.82 ERA (54.1 ip, 11 er) in 23 appearances out of the 'pen for Rookie-level Ogden...struck out 56 in 54.1 innings and limited the opposition to a .218 average.

**PROFESSIONAL:** Milwaukee Brewers 26th round pick in the June, 2002 First-Year Player Draft...signed by scout Tom Tanous (Brewers).

BRESLOW'S PITCHING RECORD																			
YEAR CLUB	W-L	ERA	G	GS	CG	SH	SV	IP	H	R	ER	HR	HB	BB	SO	WP	BK	BAA	
2002 Ogden	6- 2	1.82	23	0	0	0	2	54.1	42	15	11	2	1	24	56	7	0	.218	
2003 Beloit	3- 4	5.12	33	0	0	0	2	65.0	64	43	37	4	1	27	80	1	0	.254	
2004 High Desert	1- 3	7.19	23	0	0	0	0	41.1	54	39	33	5	2	24	41	4	0	.305	
New Jersey (IND)	3- 1	4.10	19	0	0	0	1	26.1	19	13	12	2	0	13	37	3	0	.204	
2005 Mobile	2- 1	2.75	40	0	0	0	0	52.1	38	16	16	3	1	17	47	2	0	.212	
SAN DIEGO	0- 0	2.20	14	0	0	0	0	16.1	15	6	4	1	1	13	14	1	0	.238	
Portland	0- 1	4.00	7	0	0	0	0	9.0	11	4	4	1	0	1	9	0	0	.314	
2006 Pawtucket	7- 1	2.69	39	0	0	0	7	67.0	49	21	20	3	4	24	77	6	1	.200	
BOSTON	0- 2	3.75	13	0	0	0	0	12.0	12	5	5	0	1	6	12	2	1	.261	
2007 Pawtucket	2- 3	4.06	49	1	0	0	1	68.2	70	38	31	6	2	25	73	8	0	.262	
2008 CLEVELAND	0- 0	3.24	7	0	0	0	0	8.1	10	3	3	1	0	5	7	0	0	.286	
MINNESOTA	0- 2	1.63	42	0	0	0	1	38.2	24	9	7	0	0	14	32	4	1	.180	
2009 MINNESOTA	1- 2	6.28	17	0	0	0	0	14.1	11	11	10	3	1	11	11	3	0	.220	
OAKLAND	7- 5	2.60	60	0	0	0	0	55.1	37	20	16	5	2	18	44	0	1	.191	
Minor League Totals	24-16	3.84	233	1	0	0	13	384.0	347	189	164	26	11	155	420	31	1	.241	
American League Totals	8-11	2.87	139	0	0	0	1	128.2	94	48	41	9	4	54	106	9	3	.205	
National League Totals	0- 0	2.20	14	0	0	0	0	16.1	15	6	4	1	1	13	14	1	0	.238	
Major League Totals	8-11	2.79	153	0	0	0	1	145.0	109	54	45	10	5	67	120	10	3	.209	



# SEAN HENN

## LEFTHANDED PITCHER

# 60

Height: 6-4  
Bats: R  
Born: 4/23/81 in Ft. Worth, TX  
Resides: Aledo, TX  
Acquired: Signed as free agent, 12/18/08  
M.L. Service: 1 year, 42 days  
Contract Status: Signed thru 2009  
Opening Day Age: 27



**PERSONAL:** Sean Michael Henn...wife Tiffany (LeBlanc)...daughter Tatum Leigh (9/2/07)...attended McLennan Community College (TX).

**2009:** Began the season with Triple-A Rochester and did not allow a run in 10 of 15 appearances...first save on April 29 vs. Buffalo...saved six games for the Red Wings and posted a 1.13 ERA (24.0 ip, 3 er) in 15 relief appearances...contract selected by the Twins on May 19...made his first appearance in the Majors since May 24, 2008 on May 19 at Chicago (AL), allowing two runs on two hits in 1.1 innings pitched...six straight scoreless appearances (5.2 ip) from May 22-June 4, allowing just two hits during that span...did not allow a home run in his first 11 appearances from May 19-June 12...outrighted to Triple-A Rochester, July 3...missed time on the disabled list, July 25-August 16...earned his first win, August 18 at Pawtucket, tossing 1.2 innings of scoreless relief...traded to Baltimore for cash, September 8...finished the year in the Orioles bullpen.

**2008:** Began season on the disabled list with left shoulder tendinitis...began rehab assignment on April 8 with Single-A Tampa, making three relief appearances, tossing 4.0 innings, allowing five hits and striking out five...transferred to Scranton/Wilkes-Barre on April 15 and appeared in five games as reliever...earned his first win on April 25 vs. Buffalo, pitching 1.0 inning of relief...allowed one run on five hits and one walk in 6.2 innings while at Scranton...was designated for release or assignment by New York (AL) on April 30 and claimed by San Diego on May 9...appeared in four games with the Padres...allowed five runs on three hits in 1.2 innings in his first appearance on May 12 at Chicago (NL)...tossed 2.2 scoreless innings on May 15 at Chicago (NL), striking out three...season-high of 3.0 innings on May 19 vs. St. Louis, allowing one run on five hits...struck out nine batters in 9.1 innings before being outrighted to Triple-A Portland, June 2...three straight scoreless appearances June 18-24...pitched in nine games (6.1 innings) and allowed 10 runs on 10 hits before being placed on the disabled list for remainder of season, June 28 with a strained left shoulder.

**2007:** Went 2-2 with a 7.12 ERA in five stints with the Yankees (April 2-May 15, June 5-22, July 22-August 4, August 15-28 and September 9-30)...made the Opening Day roster and tossed a scoreless inning, April 2 vs. Tampa Bay...tossed season-high 3.1 innings in relief, April 11 at Minnesota, allowing one earned run on three hits...the earned run at Minnesota was the only earned run he would allow in his first nine appearances...earned his first Major League win, April 19 vs. Cleveland, allowing one unearned run in the ninth inning on two hits...was tagged with the loss, May 10 vs. Texas, allowing a pinch-hit grand slam, becoming the first Yankee to surrender a pinch-hit grand slam since Ted Lilly on September 4, 2001 at Toronto (Tony Fernandez)...earned second win of the season, June 10 vs. Pittsburgh, tossing 2.0 scoreless innings...did not allow a run in three appearances (3.2 innings) July 31-August 15...made his only start, September 30 at Baltimore, and did not factor into the decision, allowing one run on one hit in 3.0 innings...was optioned to Scranton/Wilkes-Barre four times throughout the season going 1-3, 3.24 (33.1 ip, 12 er) in 16 games (three starts)...posted seven outings of 2.0-or-more innings with the Yankees.

**2006:** Began season with Triple-A Columbus...won his first two games, the first coming on April 6 vs. Scranton/Wilkes-Barre, allowing one run on four hits in 5.1 innings...second win came on April 11 vs. Charlotte, allowing four runs on eight hits in 6.0 innings...placed on the disabled list April 17 with a strained left shoulder...reinstated on June 13 and made three more starts going 1-1, 3.21 (14.0 ip, 5 er) from June 13-28...moved to the bullpen on July 2 and appeared in four games before being placed back on the disabled list July 15 with strained left groin...reinstated on August 15 and allowed just three runs over his final eight appearances (10.2 ip)...allowed just one home run in 42.2 innings pitched with the Clippers...was recalled by New York (AL) on September 5...made his first appearance in relief that night at Kansas City allowing one hit and one run in 1.0 innings...made first start on September 20 at Toronto, allowing three runs on four hits in 3.2 innings, while getting tagged with the loss...tossed 3.2 scoreless innings in his final appearance September 28 vs. Baltimore...pitched for Peoria Saguaros in the Arizona Fall League going 3-1, 7.43 (13.1 ip, 11 er) with 16 hits and 12 strikeouts in nine relief appearances.

**2005:** Began the season with Double-A Trenton...allowed just two runs in 25.1 innings pitched (four starts)...won each of his final two starts tossing 7.1 shutout innings and 7.0 shutout innings respectively (four hits combined) before being recalled by the Yankees on May 4...made Major League debut that same day in a start at Tampa Bay, giving up six runs (five earned) on seven hits in 2.1 innings, walking two and striking out none...transferred to Columbus immediately after that start...did not allow an earned run in four straight starts (29.0 ip) from May 14-31, including a complete game shutout May 31 at Ottawa carrying a no-hitter into the eighth before allowing a leadoff single...three straight wins from May 26-June 5...recalled by New York (AL) June 18 and made two starts for the Yankees getting two losses and giving up a combined nine earned runs on 11 hits in 9.0 innings...transferred back to Columbus on June 26...made five more starts for the Clippers, going 1-2, 2.27 (31.2 ip, 8 er) before being placed on the disabled list July 22 with tightness in his left forearm...reinstated August 4 and started three more games before landing back on the disabled list for the remainder of the season with the same injury...went 7-6 with a 2.66 ERA in 20 minor league starts between Trenton and Columbus, holding opponents to a .240 batting average with just six home runs in 111.2 innings pitched...ranked third among all Yankees minor leaguers in ERA.

**2004:** Spent the season at Double-A Trenton...won his first game in his start on May 5 at New Britain, allowing two runs on seven hits in 6.0 innings...two straight wins May 27-June 8, including a no-decision June 2 at Harrisburg, allowing one run in 8.0 innings...tossed 8.0 shutout innings, June 13 vs. New Hampshire...season-high of seven strikeouts done twice...tossed 6.0-plus innings in 16 of his 27 starts...led the Eastern League with 163.2 innings pitched...was tied for first with 27 starts and ranked ninth with 118 strikeouts...pitched into the seventh inning in 11

### HENN'S GAME HIGHS

#### 2009

IP: 2.1, 6/8 at Oak.  
SO: 3, 6/4 vs. Cle.  
Win-Streak: - -  
Walks: 2, 2x, last 6/27 at StL.  
CG: - -  
Low-Hit: - -



#### CAREER

IP: 4.2, 6/20/05 vs. T.B.  
SO: 4, 2x, last 8/27/07 at Det.  
Win-Streak: 2, 4/19-6/10/07  
Walks: 7, 6/20/05 vs. T.B.  
CG: - -  
Low-Hit: - -

of his 27 starts...led Thunder starters with 13 no-decisions.

**2003:** Started the season on the disabled list with a left elbow strain...reinstated from DL on May 1 and started pitching with Tampa...won his first start on May 1 vs. Dunedin, allowing one run in 5.0 innings...notched his second win on June 6 at Clearwater after pitching 7.0 shutout innings, giving up just three hits...placed on the disabled list June 12 with left shoulder strain...made two rehab starts with GCL Yankees (1-1, 2.25 ERA) and returned from disabled list July 19 and finished the season going 2-0, 2.45 (33.0 ip, 9 er) in his last seven starts...allowed two earned runs-or-less in 11 of his 16 starts.

**2002:** Missed the entire season recovering from left elbow surgery...was ranked as the number 10 prospect in the Yankees organization by *Baseball America*.

**2001:** Spent the season at Staten Island...earned his first win on July 2 vs. Vermont, tossing 6.0 shutout innings, striking out seven...two straight wins July 18-23, tossing a combined 12.0 shutout innings, including a season-high with eight strikeouts July 18 at Vermont...earned his first professional save August 16 vs. PTF, tossing 3.0 shutout innings, striking out six.

**PROFESSIONAL:** New York Yankees' 26th round pick in the June, 2000 First-Year Player Draft...signed by scout Mark Batchko (Yankees).

HENN'S PITCHING RECORD																			
YEAR CLUB	W-L	ERA	G	GS	CG	SH	SV	IP	H	R	ER	HR	HB	BB	SO	WP	BK	BAA	
2001 Staten Island	3- 1	3.00	9	8	0	0	1	42.0	26	15	14	3	1	15	49	4	0	.178	
2002	INJURED - DID NOT PLAY																		
2003 Tampa	4- 3	3.61	16	16	0	0	0	72.1	69	31	29	3	1	37	52	7	0	.259	
GCL Yankees	1- 1	2.25	2	1	0	0	0	8.0	5	3	2	1	0	3	10	1	0	.167	
2004 Trenton	6- 8	4.41	27	27	0	0	0	163.1	173	94	80	11	6	63	118	12	1	.280	
2005 Trenton	2- 1	0.71	4	4	0	0	0	25.1	16	2	2	1	0	9	21	2	0	.188	
NEW YORK (AL)	0- 3	11.12	3	3	0	0	0	11.1	18	16	14	3	0	11	3	0	0	.360	
Columbus	5- 5	3.23	16	16	1	1	0	86.1	79	37	31	5	4	27	64	0	0	.254	
2006 Columbus	3- 1	4.01	18	6	0	0	0	42.2	44	19	19	1	2	20	33	1	0	.275	
NEW YORK (AL)	0- 1	4.82	4	1	0	0	0	9.1	11	5	5	2	1	5	7	0	0	.297	
2007 NEW YORK (AL)	2- 2	7.12	29	1	0	0	0	36.2	44	32	29	6	3	27	28	1	0	.293	
Scranton/Wilkes-Barre	1- 3	3.24	16	3	0	0	1	33.1	29	12	12	1	0	9	30	2	0	.238	
2008 Tampa	0- 0	0.00	3	0	0	0	0	4.0	5	0	0	0	0	0	5	0	0	.313	
Scranton/Wilkes-Barre	1- 0	1.35	5	0	0	0	0	6.2	5	2	1	0	0	1	7	0	0	.208	
Portland	0- 0	14.21	9	0	0	0	0	6.1	10	10	10	1	0	10	3	1	0	.385	
SAN DIEGO	0- 0	7.71	4	0	0	0	0	9.1	11	8	8	1	0	9	9	1	0	.297	
2009 Rochester	1- 1	2.33	28	0	0	0	0	38.2	37	18	10	3	0	16	45	1	0	.240	
MINNESOTA	0- 3	7.15	14	0	0	0	0	11.1	9	9	9	2	1	8	9	0	0	.225	
BALTIMORE	0- 0	9.00	6	0	0	0	0	3.0	6	3	3	0	0	4	6	1	0	.400	
Minor League Totals	27-24	3.57	153	81	1	1	1	529.0	498	246	210	30	14	210	437	31	1	.287	
American League Totals	2- 9	7.53	56	5	0	0	0	71.2	88	65	60	13	5	55	53	2	0	.301	
National League Totals	0- 0	7.71	4	0	0	0	0	9.1	11	8	8	1	0	9	9	1	0	.297	
Major League Totals	2- 9	7.56	60	5	0	0	0	81.0	99	73	68	14	5	64	62	3	0	.301	



# KEVIN MULVEY

RIGHTHANDED PITCHER

61

Height: 6-2  
Bats: R  
Born: 5/26/85 in Parlin, NJ  
Resides: Port St. Lucie, FL  
Acquired: Trade with New York Mets, 2/2/08  
M.L. Service: None  
Contract Status: Signed thru 2009  
Opening Day Age: 23



NON-ROSTER INVITE

**PERSONAL:** Kevin John Mulvey...2003 graduate of Bishop George Ahr (NJ) High School...named a high school All-American by *Collegiate Baseball* in 2003...attended Villanova University where he was an All-Big East selection in 2006.

**2009:** Started the season with Triple-A Rochester...went 2-0, 1.64 (11.0 ip, 2 er) in two starts from May 4-10...tossed 8.2 innings in a start on May 21 vs. Durham, getting the no-decision after allowing three runs on six hits...pitched a complete game shutout on June 11 at Toledo, allowing seven hits and striking out seven, earning his third victory...pitched another complete game, this time tossing 8.0 innings, allowing two runs (one earned) on seven hits, getting tagged with the loss, July 9 at Syracuse...went 3-6, 3.93 (103.0 ip, 45 er) with 81 strikeouts in 17 starts before being recalled by Minnesota on July 15...made his Major League debut on July 20 at Oakland tossing 0.1 inning...made one more appearance before being optioned to Rochester on July 22...

**2008:** Made first start for Triple-A Rochester, April 7 at Norwich, pitching 5.2 shutout innings, allowing just five hits and striking out five while earning the victory...went 2-1 with a 1.16 ERA (23.1 ip, 3 er) in his first four starts, including a nine-strikeout performance, April 17 vs. Richmond...lost five straight from April 28-May 18...allowed three runs on five hits in 7.0 innings and tied a season-high with nine strikeouts, May 29 vs. Charlotte...won four straight from August 8-19...gave up one run (zero earned) on three hits in 6.0 innings, August 19 at Scranton/Wilkes-Barre while walking a season-high five batters...posted five consecutive quality starts from July 29-August 19...struck out seven-or-more batters in six starts and five-or-more in 13 starts...was 4-1, 3.64 (54.1 ip, 22 er) in nine starts after the All-Star break...led the Red Wings in starts (27), innings pitched (148.0) and strikeouts (121)...his 148.0 innings were ninth in the organization and third among Twins minor leaguers, while his 27 starts were first among all Twins minor leaguers...ranked 12th best prospect in the International League by *Baseball America*...ranked eighth best prospect in the Twins' organization by *Baseball America* entering the 2009 season.

**2007:** Started the season at Double-A Binghamton (Mets) of the Eastern League...allowed seven runs in his first start (1.1 innings), April 9 but allowed just seven combined runs over his next seven starts (April 14-May 5)...during the stretch he posted a 1.41 ERA (38.1 ip, 6 er) with 31 strikeouts and just four walks...matched a season-high with 8.0 innings allowing just one run, June 16 at Harrisburg...tossed 8.0 shutout innings, allowing just three hits while striking out a season-high 11, July 14 at Connecticut...was selected to pitch for Team USA in the Futures Game, July 8...was also selected to the Eastern League All-Star Game...posted a 2.14 ERA (21.0 ip, 5 er) over his final three starts with Binghamton before being promoted to Triple-A New Orleans, August 31...tossed 6.0 shutout innings allowing just two hits in his only start for the Zephyrs on September 2...named the Mets' Minor League Pitcher of the Year and rated by *Baseball America* as the Mets' number four prospect heading into the 2008 season.

**2006:** Signed with the Mets on August 9 and made his professional debut on August 19 for the Gulf Coast Mets...made his Double-A debut on August 24 with Binghamton and pitched 3.0 innings, allowing two runs on two hits with three walks and six strikeouts vs. Erie...made three starts for Binghamton before for the season ended...pitched in the Arizona Fall League with the Mesa Solar Sox...made five starts going 0-2 with a 6.00 ERA (15.0 ip, 10 er)...ranked sixth best prospect in the Mets' organization by *Baseball America* entering the 2007 season.

**AMATEUR CAREER:** Attended Villanova University where he pitched for the Wildcats from 2004-06...was named second team All-Big East and was the Philadelphia Diamond Five Pitcher of the Year in 2006...posted a 3.61 ERA while tossing five complete games with a career-high 92.1 innings pitched in 2006...was a 2005 third team All-Big East selection...his 222 strikeouts are the most over a three-year span by a Villanova pitcher...made 15 starts in 2004 posting a 7-4 record with a 5.29 ERA...went 4-0 in his final four starts.

**PROFESSIONAL:** New York Mets' 2nd round pick in June, 2006 First-Year Player Draft...signed by scout Scott Hunter (Mets).

## MULVEY'S PITCHING RECORD

YEAR	CLUB	W-L	ERA	G	GS	CG	SH	SV	IP	H	R	ER	HR	HB	BB	SO	WP	BK	BAA
2006	GCL Mets	0-0	0.00	1	1	0	0	0	2.0	1	0	0	0	0	0	1	0	0	.143
	Binghamton	0-1	1.35	3	3	1	0	0	13.1	10	4	2	1	0	5	10	1	0	.217
2007	Binghamton	11-10	3.32	26	26	0	0	0	151.2	145	74	56	4	7	43	110	12	1	.252
	New Orleans	1-0	0.00	1	1	0	0	0	6.0	2	0	0	0	0	0	3	0	0	.095
2008	Rochester	7-9	3.77	27	27	1	0	0	148.0	152	80	62	16	6	48	121	7	2	.265
2009	Rochester	5-8	3.93	24	24	2	1	0	149.0	153	84	65	12	7	54	113	8	0	.268
	MINNESOTA	0-0	27.00	1	0	0	0	0	1.1	6	4	4	0	0	0	0	1	0	.600
	ARIZONA	0-3	7.04	6	4	0	0	0	23.0	23	18	18	5	2	5	12	0	0	.264
	Minor League Totals	19-20	3.36	58	58	2	0	0	321.0	310	158	120	21	13	96	245	20	3	.253
	Major League Totals	0-3	8.14	8	4	0	0	0	24.1	29	22	22	5	2	12	18	1	0	.299

## MULVEY'S GAME HIGHS

2009			CAREER	
IP: 6.0, 2x, last 9/30 at S.F.	Walks: 4, 2x, last 9/23 vs. S.F.		IP: 6.0, 2x, last 9/30/09 at S.F.	Walks: 4, 2x, last 9/23/09 vs. S.F.
SO: 5, 9/18 vs. Col.	CG: --		SO: 5, 9/18/09 vs. Col.	CG: --
Win-Streak: --	Low-Hit: --		Win-Streak: --	Low-Hit: --

# TWINS' FINAL STATISTICS — 2009

## Batting: (3rd in A.L.)

PLAYER	AVG	G	AB	R	H	2B	3B	HR	RBI	SH	SF	HB	BB	SO	SB	CS	E	OBP
Buscher	.235	61	136	14	32	3	1	2	12	0	1	3	24	35	0	0	1	.360
Cabrera	.289	59	242	42	70	13	3	5	36	1	6	0	11	32	2	0	11	.313
Casilla	.202	80	228	25	46	7	3	0	17	2	1	3	22	36	11	0	5	.280
RIGHT	.174		69		12	1	1	0	7	1	0	1	7	8				.260
LEFT	.214		159		34	6	2	0	10	1	1	2	15	28				.288
Crede	.225	90	333	42	75	16	1	15	48	0	3	2	29	56	6	0	4	.289
Cuddyer	.276	153	588	93	162	34	7	32	94	0	2	6	54	118	6	1	6	.342
Gomez	.229	137	315	51	72	15	5	3	28	7	1	4	22	72	14	7	1	.287
Harris	.261	123	414	44	108	22	1	6	37	1	6	3	29	78	0	2	12	.310
Huber	.500	1	2	0	1	0	0	0	0	0	0	0	0	0	0	0	0	.500
Kubel	.300	146	514	73	154	35	2	28	103	0	5	3	56	106	1	1	0	.369
Mauer	.365	138	523	94	191	30	1	28	96	0	5	2	76	63	4	1	3	.444
Morales	.311	54	119	14	37	6	0	0	7	0	1	0	14	22	0	0	3	.381
RIGHT	.412		17		7	3	0	0	0	0	0	0	2	3				.474
LEFT	.294		102		30	3	0	0	7	0	1	0	12	19				.365
Morneau	.274	135	508	85	139	31	1	30	100	0	7	3	72	86	0	0	3	.363
Punto	.228	125	359	56	82	15	1	1	38	13	6	1	61	70	16	3	7	.337
RIGHT	.239		109		26	6	0	1	11	5	2	1	15	18				.331
LEFT	.224		250		56	9	1	0	27	8	4	0	46	52				.340
Redmond	.237	45	135	9	32	5	1	0	7	0	0	1	11	19	0	0	0	.299
Span	.311	145	578	97	180	16	10	8	68	12	6	10	70	89	23	10	5	.392
Tolbert	.232	71	198	28	46	7	1	2	19	10	2	0	21	37	6	2	4	.303
RIGHT	.321		53		17	3	1	2	8	2	1	0	4	7				.362
LEFT	.200		145		29	4	0	0	11	8	1	0	17	30				.282
Young	.284	108	395	50	112	16	2	12	60	0	5	4	12	92	2	5	5	.308
Baker	.000	33	6	0	0	0	0	0	0	0	0	0	0	1	0	0	0	.000
Blackburn	.000	33	4	0	0	0	0	0	0	0	0	0	0	2	0	0	1	.000
Keppel	.000	37	0	0	0	0	0	0	0	0	0	0	1	0	0	0	0	1.000
Liriano	.000	29	5	0	0	0	0	0	0	1	0	0	0	3	0	0	0	.000
Pavano	.000	12	0	0	0	0	0	0	0	0	0	0	0	0	0	0	0	.000
Slowey/K	.000	16	3	0	0	0	0	0	0	1	0	0	0	1	0	0	0	.000
MINNESOTA	.274	163	5608	817	1539	271	40	172	770	51	57	45	585	1021	85	32	76	.345
OPPONENTS	.272	163	5663	765	1542	290	27	185	737	38	49	58	466	1052	107	32	99	.331
DH	.291	163	594	83	173	33	1	22	98	0	5	5	68	117	3	1	0	.366

## Pitching: (11th in A.L.)

PITCHER	W	L	ERA	G	GS	CG	SH	SV	IP	H	R	ER	HR	HB	BB	SO	WP	BK	BAA		
Baker	15	9	4.37	33	33	1	1	0	200.0	190	99	97	28	4	48	162	4	0	.247		
Blackburn	11	11	4.03	33	33	3	0	0	205.2	240	103	92	25	3	41	98	2	0	.290		
Crain	7	4	4.70	56	0	0	0	0	51.2	48	28	27	3	5	27	43	1	1	.250		
Duensing	5	2	3.64	24	9	0	0	0	84.0	84	37	34	7	3	31	53	1	0	.263		
Gabino	0	0	17.18	2	1	0	0	0	3.2	9	7	7	1	0	5	2	0	0	.450		
Guerrier	5	1	2.36	79	0	0	0	1	76.1	58	23	20	10	4	16	47	6	0	.207		
Keppel	1	1	4.83	37	0	0	0	0	54.0	63	30	29	4	5	21	32	2	0	.297		
Liriano	5	13	5.80	29	24	0	0	0	136.2	147	93	88	21	6	65	122	5	1	.279		
Mahay	1	0	2.00	16	0	0	0	0	9.0	7	3	2	1	2	3	8	1	0	.206		
Manship	1	1	5.68	11	5	0	0	0	31.2	39	21	20	4	1	15	21	2	0	.310		
Mijares	2	2	2.34	71	0	0	0	0	61.2	50	17	16	7	2	23	55	0	0	.224		
Nathan	2	2	2.10	70	0	0	0	47	68.2	42	16	16	7	2	22	89	4	0	.171		
Neshek	0	0	---	0	0	0	0	0	0.0	0	0	0	0	0	0	0	0	0	.000		
Pavano	5	4	4.64	12	12	0	0	0	73.2	85	39	38	7	3	16	59	1	0	.284		
Rauch	5	1	1.72	17	0	0	0	0	15.2	13	3	3	1	1	6	14	0	0	.245		
Slowey	10	3	4.86	16	16	0	0	0	90.2	113	50	49	15	5	15	75	3	0	.309		
MINNESOTA	87	76	4.50	163	163	4	7	48	1453.0	1542	76	5	72	6	185	58	466	1052	43	3	.272
OPPONENTS	76	87	4.66	163	163	3	4	38	1448.0	1539	81	7	74	9	172	45	585	1021	66	5	.274

	2H	3H	4H	5H	TOT	2BI	3BI	4BI	5BI	TOT	LAST HR	OPP.	DN
Buscher	4	1	0	0	5	2	1	0	0	3	6/19/09	Pit.	1 Chavez
Cabrera	42	14	0	0	56	15	2	1	0	18	10/6/09	Det.	1 Miner
Casilla	10	1	0	0	11	4	0	0	0	4	9/18/08	@T.B.	1 Wheeler
Crede	17	1	0	0	18	5	3	2	0	10	8/12/09	K.C.	2 Bannister
Cuddyer	28	6	4	0	38	15	8	0	1	24	10/4/09	K.C.	1 Yabuta
Gomez	8	4	0	0	12	3	0	1	1	5	8/4/09	@Cle.	2 Lewis
Harris	19	9	0	0	28	1	3	0	0	4	8/11/09	K.C.	0 Chen
Huber	0	0	0	0	0	0	0	0	0	0	6/14/08	@Cle.	0 Lee
Kubel	31	11	2	0	44	16	5	1	4	26	10/6/09	Det.	0 Porcello
Mauer	32	20	3	0	55	13	7	1	1	22	9/19/09	Det.	0 Verlander
Morales	6	1	1	0	8	0	0	0	0	0	...	...	...
Morneau	27	9	3	0	39	13	7	2	1	23	9/9/09	@Tor.	0 Halladay
Punto	17	2	0	0	19	6	2	0	0	8	7/19/09	@Tex.	0 Holland
Redmond	8	1	0	0	9	0	0	0	0	0	5/13/07	Det.	0 Ledezma
Span	41	7	4	2	54	11	2	1	1	15	9/10/09	@Tor.	0 Cecil
Tolbert	10	2	0	0	12	3	0	1	0	4	9/22/09	@CWS.	0 Danks
Young	23	6	1	0	30	7	3	1	0	11	10/4/09	K.C.	0 Lerew

# TWINS' FINAL STATISTICS — 2009

## Fielding: (2nd in A.L.)

PLAYER	PBS	PCT	G	GS	PO	A	E	TC	DP	TP	PB
Ayala.....	p.....	1.000	28	0	2	4	0	6	0	0	--
Baker.....	p.....	1.000	33	33	9	17	0	26	0	0	--
Blackburn.....	p.....	.980	33	33	25	23	1	49	2	0	--
Breslow.....	p.....	1.000	17	0	0	3	0	3	0	0	--
Buscher.....	1b.....	1.000	13	6	69	6	0	75	13	0	--
.....	3b.....	.....	25	22	19	31	1	51	4	0	--
Cabrera.....	ss.....	.959	57	57	102	155	11	268	35	0	--
Casilla.....	2b.....	.984	72	64	141	170	5	316	35	0	--
.....	ss.....	1.000	2	0	0	1	0	1	1	0	--
Crain.....	p.....	1.000	56	0	6	8	0	14	1	0	--
Crede.....	3b.....	.983	84	84	60	171	4	235	18	0	--
Cuddyer.....	1b.....	.986	34	34	278	14	4	296	27	0	--
Cuddyer.....	2b.....	1.000	1	0	1	1	0	2	1	0	--
Cuddyer.....	of.....	.991	117	114	209	5	2	216	0	0	--
Dickey.....	p.....	.933	35	1	6	8	1	15	0	0	--
Duensing.....	p.....	1.000	24	9	6	17	0	23	2	0	--
Gabino.....	p.....	.000	2	1	0	0	1	1	0	0	--
Gomez.....	of.....	.997	132	86	297	3	1	301	0	0	--
Guerrier.....	p.....	1.000	79	0	8	12	0	20	1	0	--
Harris.....	1b.....	1.000	3	0	11	0	0	11	0	0	--
Harris.....	2b.....	1.000	11	10	19	24	0	43	2	0	--
Harris.....	3b.....	.928	44	34	20	57	6	83	1	0	--
Harris.....	ss.....	.973	56	50	64	150	6	220	25	0	--
Henn.....	p.....	.000	6	0	0	0	0	0	0	0	--
Huber.....	1b.....	.000	1	0	0	0	0	0	0	0	--
Humber.....	p.....	.500	8	0	0	1	1	2	0	0	--
Keppel.....	p.....	1.000	37	0	4	7	0	11	0	0	--
Kubel.....	of.....	1.000	58	53	103	1	0	104	0	0	--
Liriano.....	p.....	1.000	29	24	1	15	0	16	1	0	--
Mahay.....	p.....	.000	16	0	0	0	0	0	0	0	--
Manship.....	p.....	1.000	11	5	3	2	0	5	0	0	--
Mauer.....	c.....	.996	109	105	724	31	3	758	3	0	9
Mijares.....	p.....	1.000	71	0	2	6	0	8	0	0	--
Morales.....	c.....	.980	29	19	135	9	3	147	0	0	5
Morillo.....	p.....	.000	3	0	0	0	0	0	0	0	--
Morneau.....	1b.....	.997	123	123	952	90	3	1045	88	0	--
Mulvey.....	p.....	.000	2	0	0	0	0	0	0	0	--
Nathan.....	p.....	.917	70	0	5	6	1	12	1	0	--
Pavano.....	p.....	1.000	12	12	5	11	0	16	0	0	--
Perkins.....	p.....	.917	18	17	3	8	1	12	1	0	--
Punto.....	2b.....	1.000	63	58	119	150	0	269	36	0	--
Punto.....	3b.....	1.000	5	3	3	6	0	9	1	0	--
Punto.....	ss.....	.973	58	56	100	153	7	260	29	0	--
Rauch.....	p.....	1.000	17	0	0	2	0	2	0	0	--
Redmond.....	c.....	1.000	44	39	228	8	0	236	2	0	2
Slowey.....	p.....	1.000	16	16	4	6	0	10	0	0	--
Span.....	of.....	.986	145	143	350	6	5	361	2	0	--
Swarzak.....	p.....	1.000	12	12	2	5	0	7	0	0	--
Tolber.....	1b.....	1.000	1	0	1	0	0	1	1	0	--
Tolbert.....	2b.....	.989	36	31	74	110	2	186	29	0	--
Tolbert.....	3b.....	.964	27	20	11	43	2	56	5	0	--
Tolbert.....	ss.....	1.000	3	0	2	4	0	6	2	0	--
Young.....	of.....	.973	98	93	175	4	5	184	1	0	--
<b>Totals</b> .....		<b>.987</b>	<b>163</b>	<b>163</b>	<b>4359</b>	<b>1565</b>	<b>76</b>	<b>6000</b>	<b>135</b>	<b>0</b>	<b>16</b>

## OUTFIELD ASSISTS

Outfielder	Assists	Outfielder	Assists
Cuddyer	5	Span	6
Gomez	3	Young	4
Kubel	1	<b>Totals</b>	<b>19</b>



# TWINS' FINAL CLUB STATISTICS — 2009

	HOME		ROAD		TOTALS	
	W	L	W	L	W	L
VS. BALTIMORE	2	1	0	2	2	3
VS. BOSTON	2	2	0	2	2	4
VS. NEW YORK	0	3	0	4	0	7
VS. TAMPA BAY	2	1	1	2	3	3
VS. TORONTO	1	3	2	2	3	5
<b>TOTALS VS. EAST</b>	<b>7</b>	<b>10</b>	<b>3</b>	<b>12</b>	<b>10</b>	<b>22</b>

VS. CHICAGO (AL)	7	2	5	4	12	6
VS. CLEVELAND	6	3	4	5	10	8
VS. DETROIT	8	2	4	5	12	7
VS. KANSAS CITY	5	4	7	2	12	6
<b>TOTALS VS. CENTRAL</b>	<b>26</b>	<b>11</b>	<b>20</b>	<b>16</b>	<b>46</b>	<b>27</b>

VS. LOS ANGELES	3	3	1	3	4	6
VS. OAKLAND	1	2	3	4	4	6
VS. SEATTLE	4	3	1	2	5	5
VS. TEXAS	2	1	4	3	6	4
<b>TOTALS VS. WEST</b>	<b>10</b>	<b>9</b>	<b>9</b>	<b>12</b>	<b>19</b>	<b>21</b>
<b>TOTALS VS. A.L.</b>	<b>43</b>	<b>30</b>	<b>32</b>	<b>40</b>	<b>75</b>	<b>70</b>

VS. CHICAGO (NL)	0	0	2	1	2	1
VS. HOUSTON	1	2	0	0	1	2
VS. MILWAUKEE	3	0	2	1	5	1
VS. PITTSBURGH	2	1	0	0	2	1
VS. ST. LOUIS	0	0	2	1	2	1
<b>TOTALS VS. N.L.</b>	<b>6</b>	<b>3</b>	<b>6</b>	<b>3</b>	<b>12</b>	<b>5</b>
<b>OVERALL TOTALS</b>	<b>49</b>	<b>33</b>	<b>38</b>	<b>43</b>	<b>87</b>	<b>76</b>

DOUBLEHEADERS (HOME)  
DOUBLEHEADERS (ROAD)

WON 0      LOST 0  
WON 0      LOST 0

SPLIT 0  
SPLIT 0

	MIN	OPP		WON	LOST
DOUBLE PLAYS	115	172	STARTERS	62	56
TRIPLE PLAYS	0	0	RELIEVERS	25	20
LEFT ON BASE	1185	1150	STREAKS	6	6
GRAND SLAM HR	6	3			
HOME RUNS - HOME	96	93			
HOME RUNS - ROAD	76	92			

	HOME		ROAD		TOTALS	
	W	L	W	L	W	L
SHUTOUTS	4	2	3	2	7	4
SHO - INDIVIDUAL	1	0	0	0	1	0
EXTRA INNINGS	3	3	4	4	7	7
ONE-RUN DECISIONS	16	5	8	15	24	20
TWO-RUN DECISIONS	7	9	6	9	13	18
VS. LH STARTERS	20	12	8	20	28	32
VS. RH STARTERS	29	21	30	23	59	44
GRASS FIELDS	0	0	35	39	35	39
ARTIFICIAL FIELDS	49	33	3	4	52	37
DAY GAMES	14	14	13	19	27	33
NIGHT GAMES	35	19	25	24	60	43

## ATTENDANCE

HOME	2,416,237 (82 DATES)	29,466 AVG
ROAD	2,251,837 (81 DATES)	27,800 AVG

# RUNNERS IN SCORING POSITION — 2009

PLAYER	OUTS	AVG	AB	H	2B	3B	HR	RBI-SP	MISP	MOB	BB	IBB	SO	SH	SF	GDP
Blackburn	<2	.000	1	0	0	0	0	0	1	2	0	0	1	0	0	0
Blackburn	=2	.000	1	0	0	0	0	0	1	2	0	0	0	0	0	0
Blackburn		.000	2	0	0	0	0	0	2	4	0	0	1	0	0	0
Buscher	<2	.353	17	6	0	1	1	4	21	29	1	0	2	0	1	0
Buscher	=2	.267	15	4	0	0	0	3	25	36	5	0	3	0	0	0
Buscher		.313	32	10	0	1	1	7	46	65	6	0	5	0	1	0
Cabrera	<2	.237	38	9	1	0	0	15	56	74	2	0	6	0	6	2
Cabrera	=2	.206	34	7	2	1	0	7	40	58	2	0	7	0	0	0
Cabrera		.222	72	16	3	1	0	22	96	132	4	0	13	0	6	2
Casilla	<2	.262	42	11	3	1	0	10	54	81	4	0	7	0	1	3
Casilla	=2	.207	29	6	0	1	0	6	39	59	2	0	2	0	0	0
Casilla		.239	71	17	3	2	0	16	93	140	6	0	9	0	1	3
Crede	<2	.185	54	10	3	0	2	13	79	108	7	1	9	0	3	3
Crede	=2	.216	37	8	2	0	2	11	46	73	2	0	4	0	0	0
Crede		.198	91	18	5	0	4	24	125	181	9	1	13	0	3	3
Cuddyer	<2	.337	83	28	4	2	4	34	118	165	13	1	18	0	2	7
Cuddyer	=2	.192	78	15	2	0	2	17	108	158	13	2	17	0	0	0
Cuddyer		.267	161	43	6	2	6	51	226	323	26	3	35	0	2	7
Gomez	<2	.242	33	8	1	0	1	9	44	62	3	0	7	3	1	0
Gomez	=2	.250	40	10	1	2	1	13	48	67	2	0	5	0	0	0
Gomez		.247	73	18	2	2	2	22	92	129	5	0	12	3	1	0
Harris	<2	.341	41	14	2	1	1	17	55	75	5	0	4	0	6	5
Harris	=2	.212	52	11	1	0	0	11	69	91	4	0	9	0	0	0
Harris		.269	93	25	3	1	1	28	124	166	9	0	13	0	6	5
Huber	<2	.000	1	0	0	0	0	0	1	2	0	0	0	0	0	1
Huber	=2	.000	0	0	0	0	0	0	0	0	0	0	0	0	0	0
Huber		.000	1	0	0	0	0	0	1	2	0	0	0	0	0	1
Kubel	<2	.338	71	24	5	0	7	38	99	147	5	2	9	0	5	3
Kubel	=2	.247	81	20	7	0	5	21	111	158	12	7	20	0	0	0
Kubel		.289	152	44	12	0	12	59	210	305	17	9	29	0	5	3
Liriano	<2	.000	1	0	0	0	0	0	2	3	0	0	1	0	0	0
Liriano	=2	.000	0	0	0	0	0	0	0	0	0	0	0	0	0	0
Liriano		.000	1	0	0	0	0	0	2	3	0	0	1	0	0	0
Mauer	<2	.343	70	24	5	0	3	36	104	139	12	4	11	0	5	4
Mauer	=2	.400	50	20	3	0	3	22	78	101	19	10	7	0	0	0
Mauer		.367	120	44	8	0	6	58	182	240	31	14	18	0	5	4
Morales	<2	.385	13	5	0	0	0	4	19	26	2	1	1	0	1	2
Morales	=2	.385	13	5	0	0	0	3	18	25	3	0	1	0	0	0
Morales		.385	26	10	0	0	0	7	37	51	5	1	2	0	1	2
Morneau	<2	.342	76	26	4	1	1	37	112	164	11	3	14	0	7	8
Morneau	=2	.220	50	11	2	0	5	14	79	109	20	9	6	0	0	0
Morneau		.294	126	37	6	1	6	51	191	273	31	12	20	0	7	8
Perkins	<2	.000	0	0	0	0	0	0	1	2	0	0	0	1	0	0
Perkins	=2	.000	0	0	0	0	0	0	0	0	0	0	0	0	0	0
Perkins		.000	0	0	0	0	0	0	1	2	0	0	0	1	0	0
Punto	<2	.293	58	17	2	1	0	21	94	131	12	1	6	7	6	0
Punto	=2	.250	40	10	1	0	0	15	57	78	9	0	8	0	0	0
Punto		.276	98	27	3	1	0	36	151	209	21	1	14	7	6	0
Redmond	<2	.273	22	6	0	0	0	5	29	38	1	0	3	0	0	2
Redmond	=2	.000	13	0	0	0	0	0	16	26	2	0	3	0	0	0
Redmond		.171	35	6	0	0	0	5	45	64	3	0	6	0	0	2
Slowey	<2	.000	2	0	0	0	0	0	3	5	0	0	1	0	0	1
Slowey	=2	.000	1	0	0	0	0	0	1	2	0	0	0	0	0	0
Slowey		.000	3	0	0	0	0	0	4	7	0	0	1	0	0	1
Span	<2	.346	78	27	2	5	0	35	120	174	10	0	9	2	6	3
Span	=2	.254	67	17	1	1	2	19	94	128	13	3	16	0	0	0
Span		.303	145	44	3	6	2	54	214	302	23	3	25	2	6	3

Tolbert	<2	.333	15	5	0	0	1	9	31	41	3	1	4	5	2	0
Tolbert	=2	.231	26	6	1	0	0	7	36	53	4	0	2	0	0	0
Tolbert		.268	41	11	1	0	1	16	67	94	7	1	6	5	2	0
Young	<2	.317	60	19	4	2	1	29	82	113	1	1	10	0	5	6
Young	=2	.308	39	12	3	0	1	14	50	68	4	0	15	0	0	0
Young		.313	99	31	7	2	2	43	132	181	5	1	25	0	5	6
<b>TWINS</b>	<b>&lt;2</b>	<b>.308</b>	<b>776</b>	<b>239</b>	<b>36</b>	<b>14</b>	<b>22</b>	<b>316</b>	<b>1125</b>	<b>1581</b>	<b>92</b>	<b>15</b>	<b>123</b>	<b>18</b>	<b>57</b>	<b>50</b>
<b>TWINS</b>	<b>=2</b>	<b>.243</b>	<b>666</b>	<b>162</b>	<b>26</b>	<b>5</b>	<b>21</b>	<b>183</b>	<b>916</b>	<b>1292</b>	<b>116</b>	<b>31</b>	<b>125</b>	<b>0</b>	<b>0</b>	<b>0</b>
<b>TWINS</b>		<b>.278</b>	<b>1442</b>	<b>401</b>	<b>62</b>	<b>19</b>	<b>43</b>	<b>499</b>	<b>2041</b>	<b>2873</b>	<b>208</b>	<b>46</b>	<b>248</b>	<b>18</b>	<b>57</b>	<b>50</b>

## BATTING WITH BASES LOADED — 2009

PLAYER	OUTS	AVG	AB	H	2B	3B	HR	RBI-SP	MISP	MOB	BB	IBB	SO	SH	SF	GDP
Buscher	<2	.000	0	0	0	0	0	0	0	0	0	0	0	0	0	0
Buscher	=2	.000	2	0	0	0	0	1	6	9	0	0	1	0	0	0
Buscher		.000	2	0	0	0	0	1	6	9	0	0	1	0	0	0
Cabrera	<2	.250	4	1	0	0	0	3	12	18	1	0	1	0	1	1
Cabrera	=2	.333	3	1	1	0	0	2	6	9	0	0	1	0	0	0
Cabrera		.286	7	2	1	0	0	5	18	27	1	0	1	0	1	1
Casilla	<2	.250	4	1	0	0	0	2	8	12	0	0	0	0	0	0
Casilla	=2	.333	3	1	0	0	0	2	6	9	0	0	1	0	0	0
Casilla		.286	7	2	0	0	0	4	14	21	0	0	1	0	0	0
Crede	<2	.000	6	0	0	0	0	2	14	21	0	0	1	0	1	2
Crede	=2	.571	7	4	1	0	1	7	14	21	0	0	0	0	0	0
Crede		.308	13	4	1	0	1	9	28	42	0	0	1	0	1	2
Cuddyer	<2	.333	6	2	0	0	0	6	18	27	3	0	3	0	0	0
Cuddyer	=2	.000	8	0	0	0	0	2	20	30	1	0	4	0	0	0
Cuddyer		.143	14	2	0	0	0	8	38	57	4	0	7	0	0	0
Gomez	<2	.500	2	1	0	0	0	2	4	6	0	0	0	0	0	0
Gomez	=2	.500	2	1	0	0	0	3	6	9	1	0	0	0	0	0
Gomez		.500	4	2	0	0	0	5	10	15	1	0	0	0	0	0
Harris	<2	.000	0	0	0	0	0	0	0	0	0	0	0	0	0	0
Harris	=2	.143	7	1	0	0	0	2	14	21	0	0	2	0	0	0
Harris		.143	7	1	0	0	0	2	14	21	0	0	2	0	0	0
Kubel	<2	.556	9	5	3	0	0	13	24	36	1	0	2	0	2	1
Kubel	=2	.222	9	2	0	0	1	4	18	27	0	0	4	0	0	0
Kubel		.389	18	7	3	0	1	17	42	63	1	0	6	0	2	1
Liriano	<2	.000	1	0	0	0	0	0	2	3	0	0	1	0	0	0
Liriano	=2	.000	0	0	0	0	0	0	0	0	0	0	0	0	0	0
Liriano		.000	1	0	0	0	0	0	2	3	0	0	1	0	0	0
Mauer	<2	.250	4	1	0	0	0	4	10	15	1	0	1	0	0	1
Mauer	=2	.500	4	2	0	0	1	4	8	12	0	0	0	0	0	0
Mauer		.375	8	3	0	0	1	8	18	27	1	0	1	0	0	1
Morales	<2	.500	2	1	0	0	0	2	4	6	0	0	0	0	0	1
Morales	=2	.000	2	0	0	0	0	0	4	6	0	0	0	0	0	0
Morales		.250	4	1	0	0	0	2	8	12	0	0	0	0	0	1
Morneau	<2	.400	10	4	0	0	0	12	28	42	1	0	2	0	3	2
Morneau	=2	.500	4	2	0	0	2	5	10	15	1	0	0	0	0	0
Morneau		.429	14	6	0	0	2	17	38	57	2	0	2	0	3	2
Punto	<2	.200	5	1	0	0	0	5	12	18	0	0	1	0	1	0
Punto	=2	.750	4	3	0	0	0	6	8	12	0	0	0	0	0	0
Punto		.444	9	4	0	0	0	11	20	30	0	0	1	0	1	0

# BASES LOADED — 2009 (cont.)

PLAYER	OUTS	AVG	AB	H	2B	3B	HR	RBI-SP	MISP	MOB	BB	IBB	SO	SH	SF	GDP
Redmond	<2	.000	1	0	0	0	0	0	2	3	0	0	0	0	0	0
Redmond	=2	.000	0	0	0	0	0	0	0	0	0	0	0	0	0	0
Redmond		.000	1	0	0	0	0	0	2	3	0	0	0	0	0	0
Slowey	<2	.000	1	0	0	0	0	0	2	3	0	0	0	0	0	1
Slowey	=2	.000	0	0	0	0	0	0	0	0	0	0	0	0	0	0
Slowey		.000	1	0	0	0	0	0	2	3	0	0	0	0	0	1
Span	<2	.500	8	4	2	1	0	12	20	30	0	0	0	0	2	0
Span	=2	1.000	4	4	0	1	0	8	12	18	2	0	0	0	0	0
Span		.667	12	8	2	2	0	20	32	48	2	0	0	0	2	0
Tolbert	<2	.667	3	2	0	0	0	4	8	12	1	0	0	0	0	0
Tolbert	=2	.200	5	1	0	0	0	3	12	18	1	0	1	0	0	0
Tolbert		.375	8	3	0	0	0	7	20	30	2	0	1	0	0	0
Young	<2	.333	9	3	0	0	1	8	22	33	0	0	1	0	2	4
Young	=2	1.000	2	2	1	0	0	5	6	9	1	0	0	0	0	0
Young		.455	11	5	1	0	1	13	28	42	1	0	1	0	2	4
<b>TWINS</b>	<2	<b>.347</b>	<b>75</b>	<b>26</b>	<b>5</b>	<b>1</b>	<b>1</b>	<b>75</b>	<b>190</b>	<b>285</b>	<b>8</b>	<b>0</b>	<b>13</b>	<b>0</b>	<b>12</b>	<b>13</b>
<b>TWINS</b>	=2	<b>.364</b>	<b>66</b>	<b>24</b>	<b>3</b>	<b>1</b>	<b>5</b>	<b>54</b>	<b>150</b>	<b>225</b>	<b>7</b>	<b>0</b>	<b>13</b>	<b>0</b>	<b>0</b>	<b>0</b>
<b>TWINS</b>		<b>.355</b>	<b>141</b>	<b>50</b>	<b>8</b>	<b>2</b>	<b>6</b>	<b>129</b>	<b>340</b>	<b>510</b>	<b>15</b>	<b>0</b>	<b>26</b>	<b>0</b>	<b>12</b>	<b>13</b>

# TWINS IN DAY GAMES — 2009

BATTER	AVG	G	AB	R	H	2B	3B	HR	RBI	SH	SF	HP	BB	SO	SB	CS	DP	E
Buscher	.215	30	65	6	14	1	0	1	5	0	1	0	12	20	0	0	0	0
Cabrera	.290	23	93	14	27	8	0	2	15	1	2	0	5	14	0	0	5	4
Casilla	.179	25	67	1	12	2	1	0	4	0	0	1	4	7	1	0	0	0
Crede	.204	28	103	10	21	1	0	4	13	0	2	0	9	27	0	0	1	0
Cuddyer	.260	55	204	32	53	10	2	14	34	0	0	3	23	42	3	0	5	3
Gomez	.271	49	96	21	26	6	0	2	8	1	0	0	7	26	4	4	0	0
Harris	.227	46	150	13	34	8	0	2	14	0	3	1	15	27	0	2	3	5
Kubel	.303	54	188	23	57	13	0	10	33	0	2	0	17	35	0	1	3	0
Mauer	.362	52	199	32	72	11	0	8	35	0	2	1	23	25	1	0	5	0
Morales	.377	22	53	7	20	4	0	0	2	0	1	0	6	11	0	0	2	0
Morneau	.253	48	182	25	46	11	0	9	27	0	0	0	26	29	0	0	4	0
Punto	.294	45	136	23	40	10	0	0	9	5	0	0	23	29	5	1	2	2
Redmond	.167	26	84	3	14	2	1	0	3	0	0	1	4	13	0	0	4	0
Span	.262	53	206	39	54	4	2	4	25	5	2	5	32	41	8	4	1	3
Tolbert	.229	29	83	8	19	3	0	1	10	3	0	0	9	16	2	0	1	3
Young	.260	34	127	12	33	3	0	5	14	0	1	2	4	32	0	1	9	2
PITCHERS	.000	60	13	0	0	0	0	0	0	3	0	0	1	5	0	0	1	2
TOTALS	.265	60	2049	269	542	97	6	62	251	18	16	14	220	399	24	13	46	24

PITCHER	W	L	ERA	G	GS	CG	SHO	SV	IP	AB	H	R	ER	HR	HB	BB	SO	WP	AVG
Ayala	0	0	2.08	10	0	0	0	0	8.2	32	9	2	2	0	0	0	6	0	.281
Baker	5	4	5.23	14	14	0	0	0	82.2	327	85	50	48	14	2	23	64	0	.260
Blackburn	5	5	3.14	16	16	2	0	0	106.0	397	97	39	37	12	3	20	45	1	.244
Breslow	1	1	6.00	6	0	0	0	0	6.0	20	6	4	4	2	1	2	4	0	.300
Crain	2	3	3.60	20	0	0	0	0	15.0	61	19	6	6	1	1	7	18	1	.311
Dickey	0	0	3.55	14	0	0	0	0	25.1	96	27	11	10	3	1	11	13	1	.281
Duensing	1	0	1.59	7	2	0	0	0	22.2	82	20	4	4	0	0	10	19	1	.244
Guerrier	1	1	1.44	27	0	0	0	0	25.0	88	17	7	4	2	1	11	13	2	.193
Henn	0	2	3.60	8	0	0	0	0	5.0	17	3	2	2	0	1	4	6	0	.176
Humber	0	0	40.50	1	0	0	0	0	0.2	6	4	3	3	1	0	2	1	0	.667
Keppel	1	0	0.49	12	0	0	0	0	18.1	68	16	1	1	0	3	8	11	0	.235
Liriano	1	5	6.75	9	7	0	0	0	36.0	145	46	30	27	5	2	17	34	2	.317
Mahay	0	0	0.00	6	0	0	0	0	2.1	7	0	0	0	0	1	0	3	0	.000
Manship	0	1	5.17	6	2	0	0	0	15.2	57	16	9	9	1	1	10	13	2	.281
Mijares	0	0	5.17	21	0	0	0	0	15.2	61	20	10	9	3	1	10	12	0	.328
Morillo	0	0	---	1	0	0	0	0	0.0	1	1	4	4	0	0	3	0	0	1.000
Mulvey	0	0	36.00	1	0	0	0	0	1.0	9	6	4	4	0	0	0	0	1	.667
Nathan	0	1	2.61	22	0	0	0	15	20.2	74	13	6	6	4	0	6	28	1	.176
Pavano	2	1	4.39	4	4	0	0	0	26.2	110	32	13	13	2	1	4	19	1	.291
Perkins	2	5	6.08	7	7	0	0	0	40.0	163	53	28	27	3	0	10	16	0	.325
Rauch	3	0	0.00	10	0	0	0	0	9.0	27	5	0	0	0	0	3	7	0	.185
Slowey	1	2	5.91	4	4	0	0	0	21.1	87	27	14	14	6	3	4	24	0	.310
Swarzak	2	2	3.42	4	4	0	0	0	23.2	89	21	9	9	5	0	9	15	0	.236
TOTALS	27	33	4.15	60	60	2	2	15	527.1	2024	543	256	243	64	22	174	371	13	.268

## TWINS IN NIGHT GAMES — 2009

BATTER	AVG	G	AB	R	H	2B	3B	HR	RBI	SH	SF	HP	BB	SO	SB	CS	DP	E
Buscher	.254	31	71	8	18	2	1	1	7	0	0	3	12	15	0	0	3	1
Cabrera	.282	36	149	28	42	5	3	3	21	0	4	0	6	18	2	0	4	7
Casilla	.211	55	161	24	34	5	2	0	13	2	1	2	18	29	10	0	6	5
Crede	.235	62	230	32	54	15	1	11	35	0	1	2	20	29	0	0	5	4
Cuddyer	.284	98	384	61	109	24	5	18	60	0	2	3	31	76	3	1	17	3
Gomez	.210	88	219	30	46	9	5	1	20	6	1	4	15	46	10	3	1	1
Harris	.280	77	264	31	74	14	1	4	23	1	3	2	14	51	0	0	13	7
Huber	.500	1	2	0	1	0	0	0	0	0	0	0	0	0	0	0	1	0
Kubel	.298	92	326	50	97	22	2	18	70	0	3	3	39	71	1	0	10	0
Mauer	.367	86	324	62	119	19	1	20	61	0	3	1	53	38	3	1	8	3
Morales	.258	32	66	7	17	2	0	0	5	0	0	0	8	11	0	0	2	3
Morneau	.285	87	326	60	93	20	1	21	73	0	7	3	46	57	0	0	8	3
Pridie	.000	1	0	0	0	0	0	0	0	0	0	0	0	0	0	0	0	0
Punto	.188	80	223	33	42	5	1	1	29	8	6	1	38	41	11	2	5	5
Redmond	.353	19	51	6	18	3	0	0	4	0	0	0	7	6	0	0	4	0
Span	.339	92	372	58	126	12	8	4	43	7	4	5	38	48	15	6	6	2
Tolbert	.235	42	115	20	27	4	1	1	9	7	2	0	12	21	4	2	0	1
Young	.295	74	268	38	79	13	2	7	46	0	4	2	8	60	2	4	8	3
PITCHERS	.000	103	8	0	0	0	0	0	0	2	0	0	0	5	0	0	0	4
TOTALS	.280	103	3559	548	996	174	34	110	519	33	41	31	365	622	61	19	101	52

PITCHER	W	L	ERA	G	GS	CG	SHO	SV	IP	AB	H	R	ER	HR	HB	BB	SO	WP	AVG
Ayala	4.94	1	2	18	0	0	0	0	23.2	92	29	16	13	4	3	8	15	0	.315
Baker	3.76	10	5	19	19	1	1	0	117.1	442	105	49	49	14	2	25	98	4	.238
Blackburn	4.97	6	6	17	17	1	0	0	99.2	431	143	64	55	13	0	21	53	1	.332
Breslow	6.48	0	1	11	0	0	0	0	8.1	30	5	7	6	1	0	9	7	3	.167
Crain	5.15	5	1	36	0	0	0	0	36.2	131	29	22	21	2	4	20	25	0	.221
Dickey	5.31	1	1	21	1	0	0	0	39.0	159	47	23	23	5	3	19	29	3	.296
Duensing	4.40	4	2	17	7	0	0	0	61.1	238	64	33	30	7	3	21	34	0	.269
Gabino	17.18	0	0	2	1	0	0	0	3.2	20	9	7	7	1	0	5	2	0	.450
Guerrier	2.81	4	0	52	0	0	0	1	51.1	192	41	16	16	8	3	5	34	4	.214
Henn	9.95	0	1	6	0	0	0	0	6.1	23	6	7	7	2	0	4	3	0	.261
Hummer	5.40	0	0	7	0	0	0	0	8.1	35	13	5	5	0	0	7	8	1	.371
Keppel	7.07	0	1	25	0	0	0	0	35.2	144	47	29	28	4	2	13	21	2	.326
Liriano	5.45	4	8	20	17	0	0	0	100.2	382	101	63	61	16	4	48	88	3	.264
Mahay	2.70	1	0	10	0	0	0	0	6.2	27	7	3	2	1	1	3	5	1	.259
Manship	6.19	1	0	5	3	0	0	0	16.0	69	23	12	11	3	0	5	8	0	.333
Mijares	1.37	2	2	50	0	0	0	0	46.0	162	30	7	7	4	1	13	43	0	.185
Morillo	4.50	0	0	2	0	0	0	0	2.0	8	2	1	1	1	0	0	1	0	.250
Mulvey	0.00	0	0	1	0	0	0	0	0.1	1	0	0	0	0	0	0	0	0	.000
Nathan	1.88	2	1	48	0	0	0	32	48.0	172	29	10	10	3	2	16	61	3	.169
Pavano	4.79	3	3	8	8	0	0	0	47.0	189	53	26	25	5	2	12	40	0	.280
Perkins	5.75	4	2	11	10	0	0	0	56.1	232	67	36	36	10	1	13	29	2	.289
Rauch	4.05	2	1	7	0	0	0	0	6.2	26	8	3	3	1	1	3	7	0	.308
Slowey	4.54	9	1	12	12	0	0	0	69.1	279	86	36	35	9	2	11	51	3	.308
Swarzak	8.15	1	5	8	8	0	0	0	35.1	155	55	34	32	7	2	11	19	0	.355
TOTALS	4.70	60	43	103	103	2	5	33	925.2	3639	999	509	483	121	36	292	681	30	.275

### STARTING LINEUP BY BATTING ORDER

Player	1st	2nd	3rd	4th	5th	6th	7th	8th	9th
Buscher						12	17	4	
Cabrera		57							
Casilla		27							38
Crede				4	27	33	23		
Cuddyer			4	18	63	60	6		
Gomez	11						17	49	9
Harris	6	31	1		4	19	29	5	4
Huber									
Kubel			1	62	67	3			
Mauer		32	101						
Morales							13	15	
Morneau			56	79					
Punto	1	2						19	95
Redmond							14	25	
Span	143								
Tolbert	2	14					1	28	6
Young					2	36	43	18	2

# TWINS IN THE METRODOME — 2009

BATTER	AVG	G	AB	R	H	2B	3B	HR	RBI	SH	SF	HP	BB	SO	SB	CS	DP	E
Buscher	.208	31	77	10	16	1	1	2	8	0	0	3	11	22	0	0	2	1
Cabrera	.231	30	117	17	27	6	0	3	13	0	2	0	9	15	2	0	6	7
Casilla	.183	40	109	13	20	4	1	0	8	1	0	1	13	18	7	0	3	3
Crede	.228	46	171	23	39	7	0	10	29	0	1	1	13	33	0	0	3	1
Cuddyer	.279	76	283	48	79	14	5	18	53	0	1	4	30	60	3	1	9	0
Gomez	.195	68	154	24	30	7	3	1	11	4	1	1	9	32	6	3	1	0
Harris	.311	64	212	27	66	12	1	5	20	1	1	2	15	34	0	2	7	3
Huber	.500	1	2	0	1	0	0	0	0	0	0	0	0	0	0	0	1	0
Kubel	.321	72	249	38	80	17	2	15	58	0	3	1	20	46	0	1	7	0
Mauer	.388	67	245	56	95	14	0	16	53	0	3	2	39	27	3	0	9	2
Morales	.313	33	67	5	21	4	0	0	6	0	1	0	4	15	0	0	1	0
Morneau	.288	70	260	48	75	19	1	14	51	0	3	3	39	42	0	0	8	1
Pridie	.000	1	0	0	0	0	0	0	0	0	0	0	0	0	0	0	0	0
Punto	.211	66	175	28	37	7	1	0	16	5	2	1	33	33	8	2	5	3
Redmond	.215	22	65	4	14	3	1	0	4	0	0	1	6	7	0	0	3	0
Span	.325	73	289	55	94	8	6	5	35	9	3	3	36	44	19	5	3	3
Tolbert	.237	35	93	12	22	4	1	0	9	4	2	0	10	18	4	0	0	1
Young	.268	56	198	24	53	8	0	7	30	0	1	0	8	47	1	2	9	1
PITCHERS	.000	82	0	0	0	0	0	0	0	0	0	0	0	0	0	0	0	3
TOTALS	.278	82	2766	432	769	135	23	96	404	24	24	23	295	493	53	16	77	29

PITCHER	W	L	ERA	G	GS	CG	SHO	SV	IP	AB	H	R	ER	HR	HB	BB	SO	WP	AVG
Ayala	1	1	5.59	16	0	0	0	0	19.1	81	30	15	12	2	1	6	8	0	.370
Baker	6	5	4.54	17	17	1	1	0	105.0	402	97	54	53	12	1	17	87	2	.241
Blackburn	7	4	4.18	16	16	2	0	0	97.0	393	116	50	45	11	1	17	54	1	.295
Breslow	1	1	8.53	9	0	0	0	0	6.1	22	5	7	6	1	0	8	5	3	.227
Crain	4	1	5.90	28	0	0	0	0	29.0	111	29	19	19	1	1	16	23	1	.261
Dickey	0	1	4.76	19	0	0	0	0	34.0	137	41	18	18	4	4	14	24	2	.299
Duensing	3	0	2.77	12	5	0	0	0	48.2	179	41	15	15	4	0	19	33	1	.229
Gabino	0	0	17.18	2	1	0	0	0	3.2	20	9	7	7	1	0	5	2	0	.450
Guerrier	2	0	3.25	40	0	0	0	0	36.0	138	32	14	13	7	1	8	24	4	.232
Henn	0	1	7.94	6	0	0	0	0	5.2	20	5	5	5	2	1	4	4	0	.250
Humber	0	0	7.71	4	0	0	0	0	4.2	20	8	4	4	0	0	5	5	0	.400
Keppel	1	1	6.45	15	0	0	0	0	22.1	93	31	16	16	2	3	10	12	1	.333
Liriano	2	5	4.55	12	9	0	0	0	59.1	231	63	34	30	9	2	12	54	1	.273
Mahay	1	0	2.70	8	0	0	0	0	3.1	14	5	1	1	1	2	1	6	1	.357
Manship	1	1	4.34	6	3	0	0	0	18.2	69	17	10	9	1	1	9	11	0	.246
Mijares	2	0	3.38	35	0	0	0	0	32.0	120	27	12	12	6	1	10	35	0	.225
Morillo	0	0	4.50	2	0	0	0	0	2.0	8	2	1	1	1	0	0	1	0	.250
Nathan	1	1	1.63	39	0	0	0	25	38.2	135	20	7	7	4	0	14	51	3	.148
Pavano	1	2	4.55	5	5	0	0	0	31.2	129	36	16	16	4	1	6	28	1	.279
Perkins	3	4	5.09	10	10	0	0	0	63.2	256	73	37	36	7	0	14	31	2	.285
Rauch	4	0	0.00	11	0	0	0	0	10.1	32	6	0	0	0	1	3	8	0	.188
Slowey	8	0	4.78	10	10	0	0	0	58.1	233	72	32	31	8	2	11	42	3	.309
Swarzak	1	5	6.99	6	6	0	0	0	28.1	123	44	24	22	5	1	8	12	0	.358
TOTALS	49	33	4.49	82	82	3	4	25	758.0	2966	809	398	378	93	24	217	560	26	.273

## STARTING LINEUP BY POSITION

Player	C	1B	2B	SS	3B	LF	CF	RF	DH
Buscher		6			22				5
Cabrera				57					
Casilla			66						
Crede					84				3
Cuddyer		34					2	112	3
Gomez							85		
Harris			10	50	34				6
Huber									
Kubel						25		28	81
Mauer	105								27
Morales	19								9
Morneau		123							12
Punto			56	56	3				
Redmond	39								
Span						45	76	23	
Tolbert			31		20				
Young						93			8

# TWINS ON THE ROAD — 2009

BATTER	AVG	G	AB	R	H	2B	3B	HR	RBI	SH	SF	HP	BB	SO	SB	CS	DP	E
Buscher	.271	30	59	4	16	2	0	0	4	0	1	0	13	13	0	0	1	0
Cabrera	.344	29	125	25	43	7	3	2	23	1	4	0	2	17	0	0	3	4
Casilla	.218	40	119	12	26	3	2	0	9	1	1	2	9	18	4	0	3	2
Crede	.222	44	162	19	36	9	1	5	19	0	2	1	16	23	0	0	3	3
Cuddyer	.272	77	305	45	83	20	2	14	41	0	1	2	24	58	3	0	13	6
Gomez	.261	69	161	27	42	8	2	2	17	3	0	3	13	40	8	4	0	1
Harris	.208	59	202	17	42	10	0	1	17	0	5	1	14	44	0	0	9	9
Kubel	.279	74	265	35	74	18	0	13	45	0	2	2	36	60	1	0	6	0
Mauer	.345	71	278	38	96	16	1	12	43	0	2	0	37	36	1	1	4	1
Morales	.308	21	52	9	16	2	0	0	1	0	0	0	10	7	0	0	3	3
Morneau	.258	65	248	37	64	12	0	16	49	0	4	0	33	44	0	0	4	2
Punto	.245	59	184	28	45	8	0	1	22	8	4	0	28	37	8	1	2	4
Redmond	.257	23	70	5	18	2	0	0	3	0	0	0	5	12	0	0	5	0
Span	.298	72	289	42	86	8	4	3	33	3	3	7	34	45	4	5	4	2
Tolbert	.229	36	105	16	24	3	0	2	10	6	0	0	11	19	2	2	1	3
Young	.299	52	197	26	59	8	2	5	30	0	4	4	4	45	1	3	8	4
PITCHERS	.000	81	21	0	0	0	0	0	0	5	0	0	1	10	0	0	1	3
TOTALS	.271	81	2842	385	770	136	17	76	366	27	33	22	290	528	32	16	70	47

PITCHER	W	L	ERA	G	GS	CG	SHO	SV	IP	AB	H	R	ER	HR	BB	SO	WP	AVG
Ayala	2.08	0	1	12	0	0	0	0	13.0	43	8	3	3	2	2	13	0	.186
Baker	4.17	9	4	16	16	0	0	0	95.0	367	93	45	44	16	3	31	75	2 .253
Blackburn	3.89	4	7	17	17	1	0	0	108.2	435	124	53	47	14	2	24	44	1 .285
Breslow	4.50	0	1	8	0	0	0	0	8.0	28	6	4	4	2	1	3	6	0 .214
Crain	3.18	3	3	28	0	0	0	0	22.2	81	19	9	8	2	4	11	20	0 .235
Dickey	4.45	1	0	16	1	0	0	0	30.1	118	33	16	15	4	0	16	18	2 .280
Duensing	4.84	2	2	12	4	0	0	0	35.1	141	43	22	19	3	3	12	20	0 .305
Guerrier	1.56	3	1	39	0	0	0	1	40.1	142	26	9	7	3	3	8	23	2 .183
Henn	6.35	0	2	8	0	0	0	0	5.2	20	4	4	4	0	0	4	5	0 .200
Humber	8.31	0	0	4	0	0	0	0	4.1	21	9	4	4	1	0	4	4	1 .429
Keppel	3.69	0	0	22	0	0	0	0	31.2	119	32	14	13	2	2	11	20	1 .269
Liriano	6.75	3	8	17	15	0	0	0	77.1	296	84	59	58	12	4	53	68	4 .284
Mahay	1.59	0	0	8	0	0	0	0	5.2	20	2	2	1	0	0	2	2	0 .100
Manship	7.62	0	0	5	2	0	0	0	13.0	57	22	11	11	3	0	6	10	2 .386
Mijares	1.21	0	2	36	0	0	0	0	29.2	103	23	5	4	1	1	13	20	0 .223
Morillo	---	0	0	1	0	0	0	0	0.0	1	1	4	4	0	0	3	0	0 .1000
Mulvey	27.00	0	0	2	0	0	0	0	1.1	10	6	4	4	0	0	0	0	1 .600
Nathan	2.70	1	1	31	0	0	0	22	30.0	111	22	9	9	3	2	8	38	1 .198
Pavano	4.71	4	2	7	7	0	0	0	42.0	170	49	23	22	3	2	10	31	0 .288
Perkins	7.44	3	3	8	7	0	0	0	32.2	139	47	27	27	6	1	9	14	0 .338
Rauch	5.06	1	1	6	0	0	0	0	5.1	21	7	3	3	1	0	3	6	0 .333
Slowey	5.01	2	3	6	6	0	0	0	32.1	133	41	18	18	7	3	4	33	0 .308
Swarzak	5.58	2	2	6	6	0	0	0	30.2	121	32	19	19	7	1	12	22	0 .264
TOTALS	4.51	38	43	81	81	1	3	23	695.0	2697	733	367	348	92	34	249	492	17 .272

## TWINS STARTERS IN 2009

Pitcher	Last Start	Dec.	Starts	QS	Team Rec.	Run Supp.	RS AVG
Blackburn	10/3 vs. K.C. (7.0-4-2-2-0-5)	ND	33	21	16-17	129	5.65
Baker	10/6 vs. Det. (6.0-6-3-3-2-2)	ND	33	16	20-13	132	5.94
Liriano	9/27 at K.C. (1.2-3-3-3-1-1)	L	24	10	9-15	71	4.75
Perkins	8/2 vs. LAA. (4.0-12-9-8-1-2)	L	17	7	8-9	50	4.72
Slowey	7/3 vs. Det. (3.0-5-6-6-0-4)	ND	16	9	10-6	75	7.44
Swarzak	8/20 at Tex. (5.1-8-6-6-2-4)	L	12	5	4-8	33	5.03
Pavano	10/4 vs. K.C. (5.2-8-4-4-1-7)	W	12	7	8-4	48	5.86
Duensing	9/29 at Det. (4.2-7-5-5-3-3)	L	9	4	6-3	32	5.47
Manship	10/2 vs. K.C. (5.1-8-4-3-1-4)	W	5	0	4-1	21	9.00
Dickey	4/10 vs. CWS. (5.0-4-3-3-4-4)	W	1	0	1-0	4	7.20
Gabino	8/25 vs. Bal. (2.2-5-4-4-3-1)	ND	1	0	1-0	2	6.75



# TWINS VS. LEFTHANDERS — 2009

BATTER	AVG	G	AB	R	H	2B	3B	HR	RBI	SH	SF	HP	BB	SO	SB	CS	GDP
Buscher	.200	14	15	1	3	2	0	0	1	0	0	0	3	0	0	0	0
Cabrera	.333	34	87	16	29	8	0	1	12	0	2	0	5	6	1	0	6
Casilla	.182	34	66	4	12	1	1	0	7	1	0	0	7	7	2	0	4
Crede	.202	42	99	6	20	8	0	0	7	0	2	0	7	18	0	0	2
Cuddyer	.307	75	166	34	51	12	0	15	33	0	1	1	14	29	0	0	4
Gomez	.204	58	108	14	22	4	2	2	14	2	1	2	9	25	4	1	0
Harris	.302	72	149	25	45	9	0	2	11	0	1	0	11	26	0	1	5
Huber	1.000	1	1	0	1	0	0	0	0	0	0	0	0	0	0	0	0
Kubel	.243	82	148	11	36	9	0	2	20	0	3	3	10	36	0	0	6
Mauer	.345	90	197	28	68	9	0	7	31	0	2	2	22	21	1	0	6
Morales	.412	12	17	4	7	3	0	0	0	0	0	0	2	3	0	0	1
Morneau	.277	91	206	23	57	14	1	10	44	0	1	0	19	35	0	0	5
Punto	.236	62	106	22	25	5	0	1	11	5	2	1	15	17	4	3	2
Redmond	.320	25	50	6	16	3	0	0	5	0	0	0	5	2	0	0	3
Span	.330	87	182	35	60	5	6	3	22	4	3	4	21	34	7	4	3
Tolbert	.321	29	53	9	17	3	1	2	8	2	1	0	4	7	2	0	0
Young	.310	57	129	20	40	3	1	7	19	0	2	0	3	31	0	0	6
PITCHERS	.000		4	0	0	0	0	0	0	1	0	0	0	1	0	0	0
TOTALS	.285		1783	258	509	98	12	52	245	15	21	13	157	298	21	9	53

PITCHER	AVG	AB	H	HR	HB	BB	SO
Ayala, L.	.372	43	16	4	0	4	7
Baker, T.	.217	373	81	6	3	29	79
Blackburn, N.	.300	464	139	17	1	25	50
Breslow, C.	.211	19	4	1	1	6	6
Crain, J.	.297	74	22	3	2	17	20
Dickey, R.	.246	114	28	4	0	18	19
Duensing, B.	.244	82	20	0	2	6	19
Gabino, A.	.400	15	6	0	0	3	1
Guerrier, M.	.194	108	21	2	2	7	16
Henn, S.	.350	20	7	2	1	4	5
Humber, P.	.385	13	5	0	0	8	5
Keppel, B.	.317	104	33	1	1	10	11
Liriano, F.	.255	137	35	1	1	14	31
Mahay, R.	.208	24	5	1	2	1	5
Manship, J.	.318	66	21	0	0	8	11
Mijares, J.	.155	103	16	3	0	10	31
Morillo, J.	.200	5	1	0	0	1	0
Mulvey, K.	.750	4	3	0	0	0	0
Nathan, J.	.160	119	19	3	0	12	42
Pavano, C.	.255	153	39	4	0	10	35
Perkins, G.	.333	87	29	3	1	9	10
Rauch, J.	.125	16	2	0	0	4	5
Slowey, K.	.354	175	62	6	1	13	38
Swarzak, A.	.331	124	41	7	1	12	22
TOTALS	.268	2442	655	68	19	231	468

## 2009 TEAM PEN

### First Batter

PITCHER	H/AB	AVG	SV/OPP	IR/IRS
Crain	13/48	.271	0/1	31/12
Gabino	0/1	.000	0/0	0/0
Guerrier	22/72	.306	1/5	54/12
Keppel	13/33	.394	0/1	25/9
Liriano	1/4	.250	0/0	3/0
Mahay	3/14	.231	0/0	16/4
Mijares	11/59	.186	0/1	54/15
Nathan	7/65	.108	47/52	13/0
Rauch	5/15	.333	0/1	11/5
Others	36/113	.319	0/4	81/39
TEAM	110/417	.264	48/63	283/96

### TEAM PEN NOTES IN 2008

The opposition had a .252 (492-1955) batting-average-against with 56 homers vs. Twins' relievers.

## TWINS VS. RIGHTHANDERS — 2009

BATTER	AVG	G	AB	R	H	2B	3B	HR	RBI	SH	SF	HP	BB	SO	SB	CS	GDP
Buscher	.240	57	121	13	29	1	1	2	11	0	1	3	21	35	0	0	3
Cabrera	.265	50	155	26	41	5	3	4	24	1	4	0	6	26	1	0	3
Casilla	.210	71	162	21	34	6	2	0	10	1	1	3	15	29	9	0	2
Crede	.235	82	234	36	55	8	1	15	41	0	1	2	22	38	0	0	4
Cuddyer	.263	149	422	59	111	22	7	17	61	0	1	5	40	89	6	1	18
Gomez	.242	122	207	37	50	11	3	1	14	5	0	2	13	47	10	6	1
Harris	.238	111	265	19	63	13	1	4	26	1	5	3	18	52	0	1	11
Huber	.000	1	1	0	0	0	0	0	0	0	0	0	0	0	0	0	1
Kubel	.322	131	366	62	118	26	2	26	83	0	2	0	46	70	1	1	7
Mauer	.377	119	326	66	123	21	1	21	65	0	3	0	54	42	3	1	7
Morales	.294	54	102	10	30	3	0	0	7	0	1	0	12	19	0	0	3
Morneau	.272	116	302	62	82	17	0	20	56	0	6	3	53	51	0	0	7
Pridie	.000	1	0	0	0	0	0	0	0	0	0	0	0	0	0	0	0
Punto	.225	114	253	34	57	10	1	0	27	8	4	0	46	53	12	0	5
Redmond	.188	39	85	3	16	2	1	0	2	0	0	1	6	17	0	0	5
Span	.303	129	396	62	120	11	4	5	46	8	3	6	49	55	16	6	4
Tolbert	.200	67	145	19	29	4	0	0	11	8	1	0	17	30	4	2	1
Young	.271	99	266	30	72	13	1	5	41	0	3	4	9	61	2	5	11
<b>PITCHERS</b>	<b>.000</b>		<b>17</b>	<b>0</b>	<b>0</b>	<b>0</b>	<b>0</b>	<b>0</b>	<b>0</b>	<b>4</b>	<b>0</b>	<b>0</b>	<b>1</b>	<b>9</b>	<b>0</b>	<b>0</b>	<b>1</b>
<b>TOTALS</b>	<b>.269</b>		<b>3825</b>	<b>559</b>	<b>1030</b>	<b>173</b>	<b>28</b>	<b>120</b>	<b>525</b>	<b>36</b>	<b>36</b>	<b>32</b>	<b>428</b>	<b>723</b>	<b>64</b>	<b>23</b>	<b>94</b>

PITCHER	AVG	AB	H	HR	HB	BB	SO
Ayala	.272	81	22	0	3	4	14
Baker	.275	396	109	22	1	19	83
Blackburn	.277	364	101	8	2	16	48
Breslow	.226	31	7	2	0	5	5
Crain	.220	118	26	0	3	10	23
Dickey	.326	141	46	4	4	12	23
Duensing	.269	238	64	7	1	25	34
Gabino	.600	5	3	1	0	2	1
Guerrier	.215	172	37	8	2	9	31
Henn	.100	20	2	0	0	4	4
Humber	.429	28	12	1	0	1	4
Keppel	.278	108	30	3	4	11	21
Liriano	.287	390	112	20	5	51	91
Mahay	.200	10	2	0	0	2	3
Manship	.300	60	18	4	1	7	10
Mijares	.283	120	34	4	2	13	24
Morillo	.500	4	2	1	0	2	1
Mulvey	.500	6	3	0	0	0	0
Nathan	.181	127	23	4	2	10	47
Pavano	.315	146	46	3	3	6	24
Perkins	.295	308	91	10	0	14	35
Rauch	.297	37	11	1	1	2	9
Slowey	.267	191	51	9	4	2	37
Swarzak	.292	120	35	5	1	8	12
<b>TOTALS</b>	<b>.275</b>	<b>3221</b>	<b>887</b>	<b>117</b>	<b>39</b>	<b>235</b>	<b>584</b>

## TWINS IN EXTRA INNING GAMES (7-7)

DATE	OPPONENT	SCORE	INN	WINNING PITCHER	LOSING PITCHER	NOTES
4-14	Toronto	W 3- 2	11	Crain	Carlson	Crede walk-off double
5- 2	Kansas City	L 7-10	11	Soria	Breslow	Royals score three runs on one hit in 11th
5-13	Detroit	W 14-10	13	Crain	Lyon	Crede walk-off grand slam
5-16	at New York	L 4- 6	11	Aceves	Breslow	Rodriguez walk-off home run
5-17	at New York	L 2- 3	10	Aceves	Crain	Damon walk-off home run
6- 5	at Seattle	W 2- 1	10	Guerrier	Lowe	Morneau scores on error
7- 3	Detroit	L 9-11	16	Dolsi	Dickey	Tigers score three runs in 16th
7-19	at Texas	L 3- 5	12	Nippert	Duensing	Kinsler walk-off home run
7-21	at Oakland	W 3- 2	10	Guerrier	Bailey	Cuddyer rbi triple
7-23	at Los Angeles (AL)	L 5- 6	10	Fuentes	Crain	Napoli walk-off double
7-31	Los Angeles (AL)	L 5-11	11	Jepsen	Keppel	Angels score six runs in 11th
8-21	at Kansas City	W 5- 4	10	Nathan	Soria	Cabrera rbi triple
9-29	at Detroit (Game 1)	W 3- 2	10	Rauch	Lyon	Cabrera rbi single, Young sac fly
10-6	Detroit	W 6- 5	12	Keppel	Rodney	Casilla walk-off single in 12th

# TWINS ON ARTIFICIAL SURFACE — 2009

BATTER	AVG	G	AB	R	H	2B	3B	HR	RBI	SH	SF	HP	BB	SO	SB	CS	DP	E
Buscher	.230	35	87	13	20	2	1	2	8	0	0	3	14	24	0	0	2	1
Cabrera	.246	33	130	19	32	7	0	4	15	0	2	0	9	17	2	0	6	7
Casilla	.180	44	122	14	22	4	1	0	9	1	0	1	13	19	7	0	3	3
Crede	.227	48	176	23	40	7	0	10	29	0	1	1	14	36	0	0	3	1
Cuddyer	.275	83	305	49	84	16	5	19	57	0	1	4	30	67	3	1	10	0
Gomez	.194	73	165	24	32	7	3	1	12	4	1	1	9	35	6	4	1	0
Harris	.305	69	226	29	69	14	1	6	21	1	1	3	19	38	0	2	7	3
Huber	.500	1	2	0	1	0	0	0	0	0	0	0	0	0	0	0	1	0
Kubel	.310	78	271	40	84	20	2	15	60	0	3	1	22	51	0	1	8	0
Mauer	.386	73	267	58	103	17	1	16	55	0	3	2	40	31	3	0	9	2
Morales	.296	36	71	5	21	4	0	0	6	0	1	0	5	17	0	0	1	1
Morneau	.284	77	289	51	82	21	1	15	57	0	3	3	39	49	0	0	8	1
Pridie	.000	1	0	0	0	0	0	0	0	0	0	0	0	0	0	0	0	0
Punto	.213	70	188	30	40	8	1	0	16	5	2	1	34	35	9	2	5	3
Redmond	.219	25	73	4	16	3	1	0	4	0	0	1	6	8	0	0	4	0
Span	.313	80	320	60	100	10	6	6	37	9	3	3	38	52	19	5	3	3
Tolbert	.227	39	97	12	22	4	1	0	9	5	2	0	11	20	4	0	0	1
Young	.264	62	220	24	58	10	0	7	31	0	1	0	8	53	1	2	9	1
PITCHERS	.000	89	0	0	0	0	0	0	0	0	0	0	0	0	0	0	0	3
TOTALS	.275	89	3009	455	826	154	24	101	426	25	24	24	311	552	54	17	80	30

PITCHER	W	L	ERA	G	GS	CG	SHO	SV	IP	AB	H	R	ER	HR	HB	BB	SO	WP	AVG
Ayala	1	1	5.59	16	0	0	0	0	19.1	81	30	15	12	2	1	6	8	0	.370
Baker	6	7	4.60	19	19	1	1	0	117.1	450	109	61	60	15	1	21	98	2	.242
Blackburn	8	4	4.11	17	17	2	0	0	103.0	417	123	52	47	13	1	18	55	1	.295
Breslow	1	1	8.53	9	0	0	0	0	6.1	22	5	7	6	1	0	8	5	3	.227
Crain	5	1	5.57	31	0	0	0	0	32.1	122	32	20	20	1	1	17	27	1	.262
Dickey	0	1	4.50	20	0	0	0	0	38.0	150	43	19	19	5	4	16	27	2	.287
Duensing	3	0	3.02	13	6	0	0	0	53.2	199	47	18	18	4	0	21	35	1	.236
Gabino	0	0	17.18	2	1	0	0	0	3.2	20	9	7	7	1	0	5	2	0	.450
Guerrier	2	0	3.08	43	0	0	0	0	38.0	144	32	14	13	7	1	10	27	4	.222
Henn	0	1	7.11	8	0	0	0	0	6.1	21	5	5	5	2	1	4	4	0	.238
Humber	0	0	7.71	4	0	0	0	0	4.2	20	8	4	4	0	0	5	5	0	.400
Keppel	1	1	5.92	17	0	0	0	0	24.1	101	33	16	16	2	3	10	14	1	.327
Liriano	2	6	4.83	13	10	0	0	0	63.1	247	70	38	34	10	2	15	57	3	.283
Mahay	1	0	1.93	10	0	0	0	0	4.2	18	5	1	1	1	2	1	7	1	.278
Manship	1	1	4.70	7	4	0	0	0	23.0	88	24	13	12	2	1	11	15	0	.273
Mijares	2	0	3.09	39	0	0	0	0	35.0	132	30	12	12	6	1	11	38	0	.227
Morillo	0	0	4.50	2	0	0	0	0	2.0	8	2	1	1	1	0	0	1	0	.250
Nathan	1	1	1.51	42	0	0	0	28	41.2	144	20	7	7	4	0	14	55	3	.139
Pavano	2	2	3.92	6	6	0	0	0	39.0	155	42	17	17	4	1	8	33	1	.271
Perkins	3	4	5.09	10	10	0	0	0	63.2	256	73	37	36	7	0	14	31	2	.285
Rauch	4	1	2.45	12	0	0	0	0	11.0	36	9	3	3	1	1	4	8	0	.250
Slowey	8	0	4.78	10	10	0	0	0	58.1	233	72	32	31	8	2	11	42	3	.309
Swarzak	1	5	6.99	6	6	0	0	0	28.1	123	44	24	22	5	1	8	12	0	.358
TOTALS	52	37	4.44	89	89	3	4	28	817.0	3187	867	423	403	102	24	238	606	28	.272

## TWINS ON NATURAL GRASS — 2009

BATTER	AVG	G	AB	R	H	2B	3B	HR	RBI	SH	SF	HP	BB	SO	SB	CS	DP	E
Buscher	.271	30	59	4	16	2	0	0	4	0	1	0	13	13	0	0	1	0
Cabrera	.344	29	125	25	43	7	3	2	23	1	4	0	2	17	0	0	3	4
Casilla	.218	40	119	12	26	3	2	0	9	1	1	2	9	18	4	0	3	2
Crede	.222	44	162	19	36	9	1	5	19	0	2	1	16	23	0	0	3	3
Cuddyer	.272	77	305	45	83	20	2	14	41	0	1	2	24	58	3	0	13	6
Gomez	.261	69	161	27	42	8	2	2	17	3	0	3	13	40	8	4	0	1
Harris	.208	59	202	17	42	10	0	1	17	0	5	1	14	44	0	0	9	9
Kubel	.279	74	265	35	74	18	0	13	45	0	2	2	36	60	1	0	6	0
Mauer	.345	71	278	38	96	16	1	12	43	0	2	0	37	36	1	1	4	1
Morales	.308	21	52	9	16	2	0	0	1	0	0	0	10	7	0	0	3	3
Morneau	.258	65	248	37	64	12	0	16	49	0	4	0	33	44	0	0	4	2
Punto	.245	59	184	28	45	8	0	1	22	8	4	0	28	37	8	1	2	4
Redmond	.257	23	70	5	18	2	0	0	3	0	0	0	5	12	0	0	5	0
Span	.298	72	289	42	86	8	4	3	33	3	3	7	34	45	4	5	4	2
Tolbert	.229	36	105	16	24	3	0	2	10	6	0	0	11	19	2	2	1	3
Young	.299	52	197	26	59	8	2	5	30	0	4	4	45	1	3	8	4	4
PITCHERS	.000	81	21	0	0	0	0	0	0	5	0	0	1	10	0	0	1	3
TOTALS	.271	81	2842	385	770	136	17	76	366	27	33	22	290	528	32	16	70	47

PITCHER	W	L	ERA	G	GS	CG	SHO	SV	IP	AB	H	R	ER	HR	HB	BB	SO	WP	AVG
Ayala	2.08	0	1	12	0	0	0	0	13.0	43	8	3	3	2	2	2	13	0	.186
Baker	4.17	9	4	16	16	0	0	0	95.0	367	93	45	44	16	3	31	75	2	.253
Blackburn	3.89	4	7	17	17	1	0	0	108.2	435	124	53	47	14	2	24	44	1	.285
Breslow	4.50	0	1	8	0	0	0	0	8.0	28	6	4	4	2	1	3	6	0	.214
Crain	3.18	3	3	28	0	0	0	0	22.2	81	19	9	8	2	4	11	20	0	.235
Dickey	4.45	1	0	16	1	0	0	0	30.1	118	33	16	15	4	0	16	18	2	.280
Duensing	4.84	2	2	12	4	0	0	0	35.1	141	43	22	19	3	3	12	20	0	.305
Guerrier	1.56	3	1	39	0	0	0	1	40.1	142	26	9	7	3	3	8	23	2	.183
Henn	6.35	0	2	8	0	0	0	0	5.2	20	4	4	4	0	0	4	5	0	.200
Humber	8.31	0	0	4	0	0	0	0	4.1	21	9	4	4	1	0	4	4	1	.429
Keppel	3.69	0	0	22	0	0	0	0	31.2	119	32	14	13	2	2	11	20	1	.269
Liriano	6.75	3	8	17	15	0	0	0	77.1	296	84	59	58	12	4	53	68	4	.284
Mahay	1.59	0	0	8	0	0	0	0	5.2	20	2	2	1	0	0	2	2	0	.100
Manship	7.62	0	0	5	2	0	0	0	13.0	57	22	11	11	3	0	6	10	2	.386
Mijares	1.21	0	2	36	0	0	0	0	29.2	103	23	5	4	1	1	13	20	0	.223
Morillo	---	0	0	1	0	0	0	0	0.0	1	1	4	4	0	0	3	0	0	1.000
Mulvey	27.00	0	0	2	0	0	0	0	1.1	10	6	4	4	0	0	0	0	1	.600
Nathan	2.70	1	1	31	0	0	0	22	30.0	111	22	9	9	3	2	8	38	1	.198
Pavano	4.71	4	2	7	7	0	0	0	42.0	170	49	23	22	3	2	10	31	0	.288
Perkins	7.44	3	3	8	7	0	0	0	32.2	139	47	27	27	6	1	9	14	0	.338
Rauch	5.06	1	1	6	0	0	0	0	5.1	21	7	3	3	1	0	3	6	0	.333
Slowey	5.01	2	3	6	6	0	0	0	32.1	133	41	18	18	7	3	4	33	0	.308
Swarzak	5.58	2	2	6	6	0	0	0	30.2	121	32	19	19	7	1	12	22	0	.264
TOTALS	4.51	38	43	81	81	1	3	23	695.0	2697	733	367	348	92	34	249	492	17	.272

## 2009 TWINS ON DISABLED LIST

Player	Injury	Date On (Retro)	Date Off	Games Missed
Scott Baker	Right shoulder stiffness	4/2 (3/28)	4/15	9
Boof Bonser	Surgery to repair torn labrum and rotator cuff in right shoulder	4/2 (3/27)		163
Joe Mauer	Inflammation of the sacroiliac joint	4/2 (3/27)	5/1	22
Pat Neshek	Recovering from Tommy John surgery on right elbow	2/21		163
Jesse Crain	Right shoulder inflammation	4/20 (4/18)	5/4	11
Glen Perkins	Inflammation in left elbow	5/19	6/16	26
Nick Punto	Right groin strain	5/29 (5/28)	6/12	13
Denard Span	Vestibular Neuritis of the right ear	6/16 (6/10)	6/25	8
Kevin Slowey	Strained right wrist	7/4		81
Glen Perkins	Left shoulder tendinitis	8/11 (8/9)	8/31	20
Francisco Liriano	Left arm fatigue	8/18	9/9	20
Joe Crede	Lower back strain	8/28 (8/22)	9/8	9

## 2009 DAY-BY-DAY INFO

Days in First Place: .....	5
Last Day in First Place: .....	October 7
Last Day out of First Place: .....	October 4
Most Consecutive Days in First: .....	3
Most Games Ahead/Team/Date: .....	+1.0, Detroit, October 7
Most Games Behind/Team/Date: .....	-7.0, Detroit, September 7

# TWINS' 2009 DAY-BY-DAY

Date	Opp.	Score	W/L	Rcd.	Pos.	GA/ GB	Daily Home Att.	Total Home Att.	Date	Winner	Loser	Save
<b>APRIL (11-11)      Batting: 262 (194-for-740)      Pitching: 11-11-3, 5.26 (193.1 ip, 113 er)</b>												
6-----Sea.	1- 6	L	0- 1	T2	-0.5		48,514	48,514	1	Hernandez	Liriano	
7-----Sea.	6- 5	W	1- 1	2	-0.5		23,755	72,269	2	Ayala	Morrow	
8-----Sea.	6- 5	W	2- 1	1	+0.5		22,270	94,539	3	Slowey	Silva	Nathan
9-----Sea.	0- 2	L	2- 2	2	-0.5		20,105	114,644	4	Washburn	Perkins	Morrow
10-----CWS.	12-5	W	3- 2	1	+0.5					Dickey	Contreras	
11-----CWS.	0- 8	L	3- 3	T1	-					Colon	Liriano	
12-----CWS.	1- 6	L	3- 4	4	-1.0					Buehrle	Blackburn	Jenks
13-----Tor.	6- 8	L	3- 5	4	-1.5		16,410	131,054	5	Fraser	Ayala	Ryan
14-----Tor.	*3- 2	W	4- 5	4	-1.5		15,375	146,429	6	Crain	Carlson	
15-----Tor.	2-12	L	4- 6	4	-1.5		19,471	165,900	7	Richmond	Baker	
16-----Tor.	2- 9	L	4- 7	4	-2.0		15,169	181,069	8	Halladay	Liriano	
17-----LAA.	11- 9	W	5- 7	4	-2.0		24,168	205,237	9	Guerrier	Bulger	Nathan
18-----LAA.	9- 2	W	6- 7	4	-2.0		34,286	239,523	10	Slowey	Jepsen	
19-----LAA.	3- 1	W	7- 7	4	-1.0		28,302	267,825	11	Perkins	Lou	Nathan
20-----OFF DAY				4	-1.0							
21-----Bos.	PPD - Rain				-0.5							
22-----**Bos.	1-10	L	7- 8	4	-1.0					Wakefield	Baker	
-----Bos.	3- 7	L	7- 9	4	-2.0					Penny	Liriano	
23-----OFF DAY				4	-2.0							
24-----Cle.	5- 1	W	8- 9	4	-1.5					Blackburn	Carmona	
25-----Cle.	7- 1	W	9- 9	4	-0.5					Slowey	Pavano	
26-----Cle.	2- 4	L	9-10	4	-1.5					Laffey	Perkins	Wood
27-----T.B.	1- 7	L	9-11	4	-2.5		17,988	285,813	12	Niemann	Baker	
28-----T.B.	4- 3	W	10-11	4	-1.5		18,974	304,787	13	Nathan	Howell	
29-----T.B.	8- 3	W	11-11	4	-0.5		21,715	326,502	14	Blackburn	Kazmir	
30-----OFF DAY				4	-1.0							
<b>MAY (14-16)      Batting: 279 (287-for-1029)      Pitching: 14-16-6, 4.43 (266.0 ip, 131 er)</b>												
1-----K.C.	7- 5	W	12-11	T2	-0.5		24,727	351,229	15	Slowey	Ponson	Nathan
2-----K.C.	*7-10	L	12-12	4	-1.0		29,061	380,290	16	Soria	Breslow	
3-----K.C.	5- 7	L	12-13	4	-2.0		31,845	412,135	17	Meche	Baker	Soria
4-----Det.	7- 2	W	13-13	3	-2.0					Liriano	Jackson	
5-----Det.	0- 9	L	13-14	3	-3.0					Porcello	Blackburn	
6-----Bal.	1- 4	L	13-15	3	-4.0					Bass	Slowey	
7-----Bal.	4- 5	L	13-16	4	-5.0					Johnson	Mijares	Sherrill
8-----Sea.	11- 0	W	14-16	T3	-4.0		29,714	441,849	18	Baker	Jakubauskas	
9-----Sea.	9- 6	W	15-16	T3	-3.0		29,552	471,401	19	Liriano	Hernandez	Nathan
10-----Sea.	3- 5	L	15-17	T3	-3.0		25,555	496,956	20	Batista	Crain	Morrow
11-----OFF DAY				3	-3.0							
12-----Det.	6- 2	W	16-17	3	-2.0		24,807	521,763	21	Slowey	Galarraga	
13-----Det.	*14-10	W	17-17	2	-1.0		22,178	543,941	22	Crain	Lyon	
14-----Det.	6- 5	W	18-17	T1	-		26,046	569,987	23	Breslow	Seay	Nathan
15-----NYY.	4- 5	L	18-18	3	-1.0					Veras	Nathan	
16-----NYY.	*4- 6	L	18-19	3	-2.0					Aceves	Breslow	
17-----NYY.	*2- 3	L	18-20	3	-3.0					Aceves	Crain	
18-----NYY.	6- 7	L	18-21	3	-3.5					Pettittle	Perkins	Coke
19-----CWS.	2- 6	L	18-22	3	-4.5					Buehrle	Baker	
20-----CWS.	4- 7	L	18-23	T3	-5.5					Danks	Liriano	Jenks
21-----CWS.	20- 1	W	19-23	3	-5.5					Blackburn	Colon	
22-----Mil.	11- 3	W	20-23	3	-5.5		30,297	600,284	24	Slowey	Parra	
23-----Mil.	6- 2	W	21-23	3	-4.5		40,547	640,831	25	Swarzak	Looper	
24-----Mil.	6- 3	W	22-23	3	-3.5		38,959	679,790	26	Baker	Bush	
25-----Bos.	5- 6	L	22-24	3	-4.5		27,636	707,426	27	Penny	Liriano	Papelbon
26-----Bos.	5- 2	W	23-24	3	-3.5		20,019	727,445	28	Blackburn	Lester	Nathan
27-----Bos.	4- 2	W	24-24	2	-3.5		28,221	755,666	29	Slowey	Matsuzaka	Nathan
28-----Bos.	1- 3	L	24-25	T2	-3.5		23,958	779,624	30	Beckett	Swarzak	Papelbon
29-----T.B.	3- 5	L	24-26	T2	-3.5					Shields	Baker	Choate
30-----T.B.	2- 5	L	24-27	T3	-4.5					Price	Liriano	Choate
31-----T.B.	3- 2	W	25-27	3	-4.5					Blackburn	Garza	Nathan
<b>JUNE (15-12)      Batting: 265 (240-for-906)      Pitching: 15-12-9, 3.35 (236.2 ip, 88 er)</b>												
1-----OFF DAY				3	-4.5							
2-----Cle.	4- 3	W	26-27	T2	-3.5		26,530	806,154	31	Slowey	Huff	Nathan
3-----Cle.	1-10	L	26-28	T2	-3.5		29,336	835,490	32	Lee	Swarzak	
4-----Cle.	10- 3	W	27-28	2	-2.5		20,897	856,387	33	Baker	Carmona	
5-----Sea.	*2- 1	W	28-28	2	-1.5					Guerrier	Lowe	Nathan
6-----Sea.	1- 2	L	28-29	2	-2.5					Jakubauskus	Henn	Aardsma
7-----Sea.	2- 4	L	28-30	2	-3.5					Bedard	Slowey	White

# TWINS' 2009 DAY-BY-DAY

Date	Opp.	Score	W/L	Rcd.	Pos.	GA/ GB	Daily Home Att.	Total Home Att.	Date	Winner	Loser	Save
8-----	Oak.	3- 4	L	28-31	2	-4.0				Outman	Ayala	Bailey
9-----	Oak.	10- 5	W	29-31	2	-4.0				Baker	Anderson	Nathan
10-----	Oak.	6- 3	W	30-31	2	-4.0				Guerrier	Bailey	Nathan
11-----	Oak.	3- 4	L	30-32	2	-4.0				Ziegler	Henn	
12-----	CHC.	7- 4	W	31-32	2	-4.0				Slowey	Wells	Nathan
13-----	CHC.	2- 0	W	32-32	2	-3.0				Swarzak	Harden	Nathan
14-----	CHC.	2- 3	L	32-33	2	-3.0				Marmol	Crain	
15-----	OFF DAY				2	-3.0						
16-----	Pit.	8- 2	W	33-33	2	-2.0	25,351	881,738	34	Perkins	Maholm	
17-----	Pit.	2- 8	L	33-34	2	-2.0	30,057	911,795	35	Snell	Liriano	
18-----	Pit.	5- 1	W	34-34	2	-2.0	30,670	942,465	36	Blackburn	Duke	
19-----	Hou.	5- 2	W	35-34	2	-2.0	32,218	974,683	37	Slowey	Oswalt	Nathan
20-----	Hou.	5- 6	L	35-35	2	-3.0	34,710	1,009,393	38	Moehler	Henn	Valverde
21-----	Hou.	1- 4	L	35-36	2	-4.0	39,659	1,049,052	39	Rodriguez	Perkins	Valverde
22-----	OFF DAY				2	-4.0						
23-----	Mil.	7- 3	W	36-36	2	-4.0				Liriano	Suppan	
24-----	Mil.	3- 4	L	36-37	2	-5.0				Coffey	Blackburn	Hoffman
25-----	Mil.	6- 4	W	37-37	2	-5.0				Baker	Burns	Nathan
26-----	StL.	3- 1	W	38-37	2	-4.0				Perkins	Wainwright	Nathan
27-----	StL.	3- 5	L	38-38	2	-4.0				Kinney	Slowey	Franklin
28-----	StL.	6- 2	W	39-38	2	-4.0				Liriano	Pineiro	Nathan
29-----	K.C.	2- 4	L	39-39	T2	-4.0				Hochevar	Blackburn	Soria
30-----	K.C.	2- 1	W	40-39	T2	-4.0				Baker	Bannister	Nathan
<b>JULY (12-12) Batting: .255 (219-for-859) Pitching: 12-12-9, 5.32 (225.0 ip, 133 er)</b>												
1-----	K.C.	5- 1	W	41-39	T2	-3.0				Perkins	Meche	Nathan
2-----	OFF DAY				3	-3.0						
3-----	Det.	*9-11	L	41-40	3	-4.0	33,368	1,082,420	40	Dolsi	Dickey	
4-----	Det.	4- 3	W	42-40	3	-3.0	27,238	1,109,658	41	Guerrier	Lyon	Nathan
5-----	Det.	6- 2	W	43-40	2	-2.0	33,274	1,142,932	42	Blackburn	Porcello	
6-----	OFF DAY				2	-1.5						
7-----	NY.Y.	2-10	L	43-41	3	-2.5	29,540	1,172,472	43	Sabathia	Baker	
8-----	NY.Y.	3- 4	L	43-42	3	-3.5	38,115	1,210,587	44	Burnett	Swarzak	Rivera
9-----	NY.Y.	4- 6	L	43-43	3	-4.0	40,142	1,250,729	45	Albaladejo	Liriano	Rivera
10-----	CWS.	6- 4	W	44-43	3	-4.0	29,628	1,280,357	46	Blackburn	Dotel	Nathan
11-----	CWS.	7- 8	L	44-44	3	-4.0	41,146	1,321,503	47	Floyd	Perkins	Jenks
12-----	CWS.	13- 7	W	45-44	3	-4.0	36,254	1,357,757	48	Baker	Buehrle	
13-----	All-Star Break											
14-----	All-Star Game - Busch Stadium, St. Louis											
15-----	All-Star Break											
16-----	OFF DAY											
17-----	Tex.	5- 3	W	46-44	3	-3.0				Perkins	Padilla	Nathan
18-----	Tex.	4- 1	W	47-44	3	-2.0				Baker	Feldman	Nathan
19-----	Tex.	*3- 5	L	47-45	3	-2.0				Nippert	Duensing	
20-----	Oak.	13-14	L	47-46	3	-2.5				Breslow	Mijares	Wuertz
21-----	Oak.	*3- 2	W	48-46	3	-2.5				Guerrier	Bailey	Nathan
22-----	Oak.	1- 16	L	48-47	3	-2.5				Cahill	Perkins	
23-----	LAA.	*5- 6	L	48-48	3	-2.5				Fuentes	Crain	
24-----	LAA.	3- 6	L	48-49	3	-4.0				Lackey	Liriano	
25-----	LAA.	5-11	L	48-50	3	-5.0				Palmer	Blackburn	
26-----	LAA.	10- 1	W	49-50	3	-4.0				Swarzak	Santana	
27-----	CWS.	4- 3	W	50-50	3	-3.0	32,354	1,390,111	49	Perkins	Danks	Nathan
28-----	CWS.	5- 3	W	51-50	T2	-2.0	34,642	1,424,753	50	Mijares	Buehrle	Nathan
29-----	CWS.	3- 2	W	52-50	2	-2.0	39,002	1,463,755	51	Crain	Contreras	Nathan
30-----	OFF DAY				2	-2.0						
31-----	LAA.	*5-11	L	52-51	3	-2.0	31,767	1,495,522	52	Jepsen	Keppel	
<b>AUGUST (14-14) Batting: .290 (287-for-988) Pitching: 14-14-6, 5.21 (247.0 ip, 143 er)</b>												
1-----	LAA.	6-11	L	52-52	3	-3.0	40,828	1,536,350	53	Saunders	Swarzak	
2-----	LAA.	4-13	L	52-53	3	-3.0	41,079	1,577,429	54	Weaver	Perkins	
3-----	OFF DAY				3	-3.5						
4-----	Cle.	10- 1	W	53-53	3	-2.5				Baker	Huff	
5-----	Cle.	1- 8	L	53-54	3	-3.5				Laffey	Liriano	
6-----	Cle.	1- 2	L	53-55	3	-4.5				Sipp	Blackburn	
7-----	Det.	8-10	L	53-56	3	-5.5				Galarraga	Swarzak	
8-----	Det.	11- 0	W	54-56	3	-4.5				Pavano	Verlander	
9-----	Det.	7- 8	L	54-57	3	-5.5				Lyon	Guerrier	Rodney
10-----	OFF DAY				3	-5.0						

# TWINS' 2009 DAY-BY-DAY

Date	Opp.	Score	W/L	Rcd.	Pos.	GA/GB	Daily Home Att.	Total Home Att.	Date	Winner	Loser	Save
11-----	K.C.	6-14	L	54-58	3	-5.0	32,121	1,609,550	55	Davies	Blackburn	
12-----	K.C.	7- 1	W	55-58	3	-4.0	30,105	1,639,655	56	Liriano	Bannister	
13-----	K.C.	4- 5	L	55-59	3	-5.0	32,373	1,672,028	57	Meche	Pavano	Soria
14-----	Cle.	11- 0	W	56-59	3	-5.0	34,845	1,706,873	58	Baker	Masterson	
15-----	Cle.	3- 7	L	56-60	3	-6.0	33,931	1,740,804	59	Huff	Swarzak	
16-----	Cle.	4- 7	L	56-61	3	-6.0	30,260	1,771,064	60	Laffey	Blackburn	
17-----	Tex.	5- 8	L	56-62	3	-6.5				Hunter	Liriano	Francisco
18-----	Tex.	9- 6	W	57-62	3	-6.5				Crain	Jennings	Nathan
19-----	Tex.	5- 4	W	58-62	3	-5.5				Baker	Millwood	Nathan
20-----	Tex.	1-11	L	58-63	3	-6.5				Holland	Swarzak	
21-----	K.C.	*5- 4	W	59-63	3	-6.5				Nathan	Soria	
22-----	K.C.	8- 7	W	60-63	3	-5.5				Duensing	Davies	Guerrier
23-----	K.C.	10- 3	W	61-63	3	-4.5				Pavano	Bannister	
24-----	Bal.	2- 1	W	62-63	3	-4.5	20,271	1,791,335	61	Baker	Tillman	Nathan
25-----	Bal.	7- 6	W	63-63	T2	-4.5	23,696	1,815,031	62	Mijares	Mickolio	
26-----	Bal.	1- 5	L	63-64	T2	-4.5	28,446	1,843,477	63	Guthrie	Blackburn	
27-----	OFF DAY				3	-4.5						
28-----	Tex.	3- 2	W	64-64	2	-4.5	21,641	1,865,118	64	Duensing	Hunter	Nathan
29-----	Tex.	0- 3	L	64-65	2	-4.5	28,516	1,893,634	65	Feldman	Pavano	Francisco
30-----	Tex.	5- 3	W	65-65	2	-4.5	29,282	1,922,916	66	Rauch	Wilson	Nathan
31-----	CWS.	4- 1	W	66-65	2	-3.5	19,426	1,942,342	67	Blackburn	Floyd	Nathan
SEPTEMBER/OCTOBER (21-11)      Batting: .287 (312-for-1087)      Pitching: 21-11-12, 3.76 (285.0 ip, 119 er)												
1-----	CWS.	4- 3	W	67-65	2	-3.5	22,599	1,964,941	68	Rauch	Thornton	
2-----	CWS.	2- 4	L	67-66	2	-4.5	21,007	1,985,948	69	Carrasco	Nathan	Jenks
3-----	OFF DAY				2	-5.0						
4-----	Cle.	2- 5	L	67-67	2	-6.0				Sowers	Pavano	Wood
5-----	Cle.	4- 1	W	68-67	2	-6.0				Baker	Masterson	Nathan
6-----	Cle.	1- 3	L	68-68	2	-7.0				Huff	Blackburn	Wood
7-----	Tor.	6- 3	W	69-68	2	-6.5				Crain	Richmond	Nathan
8-----	Tor.	3- 6	L	69-69	2	-6.5				Romero	Rauch	Fraser
9-----	Tor.	4- 1	W	70-69	2	-5.5				Pavano	Halladay	Nathan
10-----	Tor.	2- 3	L	70-70	2	-5.5				Cecil	Baker	Fraser
11-----	Oak.	5-12	L	70-71	2	-5.5	21,084	2,007,032	70	Mortensen	Blackburn	
12-----	Oak.	2- 4	L	70-72	3	-5.5	24,283	2,031,315	71	Anderson	Manship	Bailey
13-----	Oak.	8- 0	W	71-72	2	-5.5	21,850	2,053,165	72	Duensing	Gonzalez	
14-----	Cle.	6- 3	W	72-72	2	-5.5	20,640	2,073,805	73	Mahay	C. Perez	Nathan
15-----	Cle.	5- 4	W	73-73	2	-4.5	19,035	2,092,840	74	Rauch	Carmona	Nathan
16-----	Cle.	7- 3	W	74-72	2	-4.5	16,921	2,109,761	75	Blackburn	Laffey	Nathan
17-----	OFF DAY				2	-4.0						
18-----	Det.	3- 0	W	75-72	2	-3.0	32,693	2,142,454	76	Duensing	Porcello	Nathan
19-----	Det.	6- 2	W	76-72	2	-2.0	43,338	2,185,792	77	Crain	Verlander	
20-----	Det.	2- 6	L	76-73	2	-3.0	36,335	2,222,127	78	Robertson	Baker	
21-----	CWS.	7- 0	W	77-73	2	-2.5				Blackburn	Hudson	
22-----	CWS.	8- 6	W	78-73	2	-2.5				Crain	Danks	Nathan
23-----	CWS.	8- 6	W	79-73	2	-2.5				Duensing	Buehrle	Nathan
24-----	OFF DAY				2	-3.0						
25-----	K.C.	9- 4	W	80-73	2	-2.0				Pavano	Tejeda	
26-----	K.C.	11- 6	W	81-73	2	-2.0				Baker	DiNardo	
27-----	K.C.	1- 4	L	81-74	2	-2.0				Greinke	Liriano	
28-----	Det.			PPD - Rain								
29-----	***Det.	*3- 2	W	82-74	2	-1.0				Rauch	Lyon	Nathan
-----	Det.	5- 6	L	82-75	2	-2.0				Verlander	Duensing	Rodney
30-----	Det.	2- 7	L	82-76	2	-3.0				Bonine	Pavano	
1-----	Det.	8- 3	W	83-76	2	-2.0				Baker	Robertson	
2-----	K.C.	10- 7	W	84-76	2	-1.0	40,223	2,262,350	79	Manship	DiNardo	Nathan
3-----	K.C.	5- 4	W	85-76	T1	--	48,644	2,310,994	80	Rauch	Hughes	Nathan
4-----	K.C.	13- 4	W	86-76	T1	--	51,155	2,362,149	81	Pavano	Hochevar	
6-----	Det.	*6- 5	W	87-76	1	--	54,088	2,416,237	82	Keppel	Rodney	

\*Extra inning game (7-7) \*\* = Makeup from April 21 postponed game \*\*\* = Makeup from September 28 postponed game

# TWINS' 2009 HOME RUNS

## HOME RUNS BY POSITION

C	1B	2B	3B	SS	LF	CF	RF	DH	PH	TOTAL
23	39	2	17	10	22	4	29	22	4	172

### BRIAN BUSCHER

No.	Date	Opp.	Runs	Pitcher
1	5/ 8	Sea.	3	Batista
2	6/18	Pit.	2	Chavez

### ORLANDO CABRERA

No.	Date	Opp.	Runs	Pitcher
1	8/ 2	LAA.	1	Weaver
2	9/ 9	@Tor.	1	Halladay
3	9/15	Cle.	1	Carmona
4	9/22	@CWS.	2	Danks
5	10/ 6	Det.	1	Miner

### JOE CREDE

No.	Date	Opp.	Runs	Pitcher
1	4/10	@CWS.	1	Contreras
2	4/25	@Cle.	1	Kobayashi
3	4/27	T.B.	1	Niemann
4	5/12	Det.	2	Galarrraga
5	5/13	Det.	4	Lyon
6	5/21	@CWS.	1	Colon
7	5/23	Mil.	1	Looper
8	5/24	Mil.	1	Bush
9	5/28	Bos.	1	Beckett
10	6/11	@Oak.	3	Cahill
11	6/25	@Mil.	1	Burns
12	7/ 3	Det.	1	Miner
13	7/11	CWS.	3	Floyd
14	7/11	CWS.	1	Floyd
15	8/12	K.C.	3	Bannister

### MICHAEL CUDDYER

No.	Date	Opp.	Runs	Pitcher
1	4/16	Tor.	1	Murphy
2	5/ 2	K.C.	1	Bannister
3	5/ 9	Sea.	3	White
4	5/18	@NYY.	1	Pettitte
5	5/20	@CWS.	2	Danks
6	5/21	@CWS.	3	Colon
7	5/22	Mil.	3	Parra
8	5/25	Bos.	1	Penny
9	5/29	@T.B.	1	Shields
10	6/18	Pit.	1	Duke
11	6/21	Hou.	1	Rodriguez
12	7/ 1	@K.C.	1	Meche
13	7/ 4	Det.	1	Jackson
14	7/ 7	NYY.	1	Sabathia
15	7/18	@Tex.	1	Feldman
16	7/20	@Oak.	1	Gonzalez
17	7/27	CWS.	2	Danks
18	8/ 9	@Det.	1	Washburn
19	8/ 9	@Det.	1	Rodney
20	8/22	@K.C.	1	Davies
21	8/23	@K.C.	1	Bannister
22	8/23	@K.C.	2	Farnsworth
23	9/ 1	CWS.	1	Danks
24	9/ 1	CWS.	1	Danks
25	9/14	Cle.	3	Perez
26	9/16	Cle.	1	Laffey
27	9/18	Det.	2	Porcello
28	9/19	Det.	3	Lyon
29	9/22	@CWS.	1	Danks
30	9/25	@K.C.	1	Tejeda
31	10/3	K.C.	1	Hughes
32	10/4	K.C.	2	Yabuta

### CARLOS GOMEZ

No.	Date	Opp.	Runs	Pitcher
1	6/14	@ChC.	1	Lilly
2	7/12	CWS.	3	Buehrle
3	8/ 4	@Cle.	3	Lewis

### BRENDAN HARRIS

No.	Date	Opp.	Runs	Pitcher
1	4/17	LAA.	1	Moseley
2	5/ 8	Sea.	3	Jakubauskas
3	5/31	@T.B.	1	Garza
4	6/20	Hou.	1	Moehler
5	7/12	CWS.	2	Buehrle
6	8/11	K.C.	1	Chen

### JASON KUBEL

No.	Date	Opp.	Runs	Pitcher
1	4/13	Tor.	1	Litsch
2	4/17	LAA.	4	Bulger
3	4/25	@Cle.	1	Pavano
4	4/25	@Cle.	1	Kobayashi
5	5/13	Det.	2	Zumaya
6	6/ 4	Cle.	3	Carmona
7	6/ 4	Cle.	3	Carmona
8	6/ 9	@Oak.	3	Casilla
9	6/10	@Oak.	1	Wuertz
10	6/12	@ChC.	1	Patton
11	6/13	@ChC.	1	Harden
12	6/20	Hou.	2	Hawkins
13	6/24	@Mil.	1	Looper
14	7/ 9	NYY.	1	Aceves
15	7/17	@Tex.	3	Padilla
16	7/20	@Oak.	3	Gonzalez
17	7/23	@LAA.	2	Weaver
18	7/25	@LAA.	2	Palmer
19	8/ 4	@Cle.	1	Huff
20	8/14	Cle.	2	Ohka
21	8/30	Tex.	2	Millwood
22	8/31	CWS.	2	Floyd
23	9/14	Cle.	2	C. Perez
24	9/22	@CWS.	1	Dotel
25	10/2	K.C.	1	Marte
26	10/4	K.C.	3	Hochevar
27	10/4	K.C.	3	Hochevar
28	10/6	Det.	0	Porcello

### JOE MAUER

No.	Date	Opp.	Runs	Pitcher
1	5/ 1	K.C.	1	Ponson
2	5/ 8	Sea.	1	Jakubauskas
3	5/ 9	Sea.	1	Hernandez
4	5/12	Det.	2	Galarrraga
5	5/15	@NYY.	1	Coke
6	5/16	@NYY.	1	Chamberlain
7	5/19	@CWS.	1	Buehrle
8	5/21	@CWS.	4	Gobble
9	5/23	Mil.	1	Looper
10	5/24	Mil.	1	Bush
11	5/25	Bos.	2	Papelbon
12	6/ 2	Cle.	2	Huff
13	6/12	@ChC.	2	Wells
14	6/20	Hou.	1	Moehler
15	7/ 8	NYY.	1	Coke
16	7/24	@LAA.	1	Lackey
17	7/24	@LAA.	1	Lackey
18	7/31	LAA.	3	Santana
19	8/ 7	@Det.	1	Galarrraga
20	8/ 8	@Det.	2	Verlander
21	8/13	K.C.	3	Meche
22	8/15	Cle.	1	Sipp
23	8/17	@Tex.	1	Hunter
24	8/18	@Tex.	1	Feldman
25	8/18	@Tex.	1	Jennings
26	8/31	CWS.	1	Floyd
27	9/13	Oak.	1	Gonzalez
28	9/19	Det.	1	Verlander

### JUSTIN MORNEAU

No.	Date	Opp.	Runs	Pitcher
1	4/ 8	Sea.	2	Silva
2	4/10	@CWS.	1	Richard
3	4/22	@Bos.	1	Penny
4	4/24	@Cle.	1	Carmona
5	4/28	T.B.	2	Shields
6	5/ 1	K.C.	2	Ponson
7	5/ 8	Sea.	1	Jakubauskas
8	5/ 9	Sea.	1	Hernandez
9	5/13	Det.	2	Willis
10	5/15	@NYY.	1	Hughes
11	5/15	@NYY.	1	Hughes
12	5/16	@NYY.	1	Coke
13	5/24	Mil.	4	Stetter
14	5/26	Bos.	3	Lester
15	6/ 4	Cle.	2	Ohka
16	6/ 9	@Oak.	1	Anderson
17	6/28	@STL.	3	Pineiro
18	6/29	@K.C.	2	Bale
19	6/30	@K.C.	1	Bannister
20	7/ 4	Det.	1	Jackson
21	7/ 5	Det.	2	Porcello
22	7/20	@Oak.	4	Gonzalez
23	7/20	@Oak.	3	Gonzalez
24	7/22	@Oak.	1	Cahill
25	7/26	@LAA.	2	Santana
26	7/26	@LAA.	1	Loux
27	8/ 1	LAA.	1	Palmer
28	8/ 2	LAA.	1	Weaver
29	8/25	Bal.	1	Matusz
30	9/ 9	@Tor.	1	Halladay

### NICK PUNTO

No.	Date	Opp.	Runs	Pitcher
1	7/19	@Tex.	1	Holland

### DENARD SPAN

No.	Date	Opp.	Runs	Pitcher
1	4/ 8	Sea.	2	Silva
2	5/18	@NYY.	1	Ramirez
3	5/22	Mil.	1	Swindle
4	6/ 4	Cle.	1	Ohka
5	7/12	CWS.	1	Buehrle
6	7/26	@LAA.	2	Loux
7	9/10	@Tor.	1	Cecil
8	9/11	Oak.	1	Mortensen

### MATT TOLBERT

No.	Date	Opp.	Runs	Pitcher
1	5/21	@CWS.	3	Gobble
2	9/22	@CWS.	1	Danks

### DELMON YOUNG

No.	Date	Opp.	Runs	Pitcher
1	4/12	@CWS.	1	Buehrle
2	6/20	Hou.	1	Moehler
3	7/ 3	Det.	1	French
4	8/ 9	@Det.	1	Washburn
5	8/11	K.C.	1	Mahay
6	8/16	Cle.	2	Laffey
7	8/18	@Tex.	2	Jennings
8	8/20	@Tex.	1	Holland
9	9/25	@K.C.	1	Marte
10	10/2	K.C.	4	DiNardo
11	10/4	K.C.	1	Hochevar
12	10/4	K.C.	1	Lerew



# TWINS' 2009 TRANSACTIONS

DATE	NO	PLAYER	POS	TRANSACTION
1- 8-09	48	Gosling, Mike .....	lhp	Signed to a Minor League contract.
1-29-09	16	Kubel, Jason .....	of/dh	Signed two-year contract.
2- 5-09	54	Guerrier, Matt .....	rhp	Signed one-year contract.
2-18-09	41	Korecky, Bobby .....	rhp	Assigned on waiver claim to Arizona.
2-19-09	18	Ayala, Luis .....	rhp	Signed one-year contract.
2-21-09	17	Neshek, Pat .....	rhp	Placed on 60-day disabled list.
	24	Crede, Joe .....	if	Signed one-year contract.
3- 7-09	30	Baker, Scott .....	rhp	Signed four-year contract.
3- 8-09	52	Blackburn, Nick .....	rhp	Signed one-year contract.
	26	Bonser, Boof .....	rhp	Signed one-year contract.
	49	Breslow, Craig .....	lhp	Signed one-year contract.
	52	Duensing, Brian .....	lhp	Signed one-year contract.
	83	Gabino, Armando .....	rhp	Signed one-year contract.
	37	Jones, Jason .....	rhp	Signed one-year contract.
	47	Liriano, Francisco .....	lhp	Signed one-year contract.
	50	Mijares, Jose .....	lhp	Signed one-year contract.
	17	Neshek, Pat .....	rhp	Signed one-year contract.
	15	Perkins, Glen .....	lhp	Signed one-year contract.
	59	Slowey, Kevin .....	rhp	Signed one-year contract.
	51	Swarzak, Anthony .....	rhp	Signed one-year contract.
	71	Butera, Drew .....	c	Signed one-year contract.
	58	Morales, Jose .....	c	Signed one-year contract.
	76	Ramos, Wilson .....	c	Signed one-year contract.
	32	Buscher, Brian .....	if	Signed one-year contract.
	25	Casilla, Alexi .....	if	Signed one-year contract.
	23	Harris, Brendan .....	if	Signed one-year contract.
	57	Hughes, Luke .....	if	Signed one-year contract.
	27	Macri, Matt .....	if	Signed one-year contract.
	1	Plouffe, Trevor .....	if	Signed one-year contract.
	74	Romero, Deibinson .....	if	Signed one-year contract.
	20	Tolbert, Matt .....	if	Signed one-year contract.
	77	Tolleson, Steve .....	if	Signed one-year contract.
	22	Gomez, Carlos .....	of	Signed one-year contract.
	11	Pridie, Jason .....	of	Signed one-year contract.
	2	Span, Denard .....	of	Signed one-year contract.
	21	Young, Delmon .....	of	Signed one-year contract.
3-17-09	83	Gabino, Armando .....	rhp	Optioned to Rochester.
	1	Plouffe, Trevor .....	if	Optioned to Rochester.
	51	Swarzak, Anthony .....	rhp	Optioned to Rochester.
	77	Tolleson, Steve .....	if	Optioned to Rochester.
	74	Romero, Deibinson .....	if	Optioned to Ft. Myers.
	56	Delaney, Rob .....	rhp	Reassigned to Minor League camp.
	84	Julianel, Ben .....	lhp	Reassigned to Minor League camp.
	81	Lehmann, Danny .....	c	Reassigned to Minor League camp.
	85	Gardenhire, Toby .....	if	Reassigned to Minor League camp.
	79	Valencia, Danny .....	if	Reassigned to Minor League camp.
	82	Martin, Dustin .....	of	Reassigned to Minor League camp.
3-20-09	76	Ramos, Wilson .....	c	Optioned to Double-A New Britain.
	48	Gosling, Mike .....	lhp	Reassigned to Minor League camp.
	61	Mulvey, Kevin .....	rhp	Reassigned to Minor League camp.
3-23-09	57	Hughes, Luke .....	if	Optioned to Triple-A Rochester.
	27	Macri, Matt .....	if	Optioned to Triple-A Rochester.
	31	Matos, Luis .....	of	Reassigned to Minor League camp.
3-27-09	11	Pridie, Jason .....	of	Optioned to Triple-A Rochester.
	60	Henn, Sean .....	lhp	Reassigned to Minor League camp.
	44	Keppel, Bobby .....	rhp	Reassigned to Minor League camp.
	72	Peterson, Brock .....	if	Reassigned to Minor League camp.
	73	Winfrey, David .....	of	Reassigned to Minor League camp.
3-28-09	37	Jones, Jason .....	rhp	Outrighted to Triple-A Rochester.
3-31-09	71	Butera, Drew .....	c	Optioned to Triple-A Rochester.
	50	Mijares, Jose .....	lhp	Optioned to Triple-A Rochester.
	78	Machado, Alejandro .....	if	Reassigned to Minor League camp.
4-02-09	30	Baker, Scott .....	rhp	Placed on 15-day disabled list (retro to 3/28)
	26	Bonser, Boof .....	rhp	Placed on 15-day disabled list
	7	Mauer, Joe .....	c	Placed on 15-day disabled list (retro to 3/27)
4-03-09	20	Tolbert, Matt .....	if	Optioned to Triple-A Rochester.
4-04-09	80	Christy, Jeff .....	c	Reassigned to Minor League camp.
4-05-09	39	Dickey, R.A. ....	rhp	Contract selected from Rochester.
4-13-09	52	Duensing, Brian .....	lhp	Optioned to Triple-A Rochester.
4-14-09	30	Baker, Scott .....	rhp	Reinstated from 15-day disabled list.
4-17-09	38	Humber, Philip .....	rhp	Designated for assignment.
	31	Morillo, Juan .....	rhp	Claimed off waivers from Colorado.

# TWINS' 2009 TRANSACTIONS

DATE	NO	PLAYER	POS	TRANSACTION
4-20-09	28	Crain, Jesse .....	rhp	Placed on 15-day disabled list.
4-21-09	50	Mijares, Jose .....	lhp	Recalled from Triple-A Rochester.
5- 1-09	31	Morillo, Juan .....	rhp	Outrighted to Triple-A Rochester.
	7	Mauer, Joe .....	c	Reinstated from 15-day disabled list.
5- 3-09	58	Morales, Jose .....	c	Optioned to Triple-A Rochester.
	28	Crain, Jesse .....	rhp	Reinstated from 15-day disabled list.
5- 6-09	25	Casilla, Alexi .....	if	Optioned to Triple-A Rochester.
	20	Tolbert, Matt .....	if	Recalled from Triple-A Rochester.
5-15-09	21	Young, Delmon .....	of	Placed on Family Medical Emergency List.
	58	Morales, Jose .....	c	Recalled from Triple-A Rochester.
5-19-09	15	Perkins, Glen .....	lhp	Placed on 15-day disabled list.
	60	Henn, Sean .....	lhp	Contract selected from Triple-A Rochester.
5-20-09	49	Breslow, Craig .....	lhp	Assigned on waiver claim to Oakland.
	51	Swarzak, Anthony .....	rhp	Contract purchased from Triple-A Rochester.
5-22-09	58	Morales, Jose .....	c	Optioned to Triple-A Rochester.
	21	Young, Delmon .....	of	Reinstated from Family Medical Emergency List.
5-29-09	8	Punto, Nick .....	if	Placed on the 15-day disabled list.
	25	Casilla, Alexi .....	if	Recalled from Triple-A Rochester.
6-11-09	25	Casilla, Alexi .....	if	Optioned to Triple-A Rochester.
6-12-09	8	Punto, Nick .....	if	Reinstated from 15-day disabled list.
6-13-09	51	Swarzak, Anthony .....	rhp	Optioned to Triple-A Rochester.
6-14-09	58	Morales, Jose .....	c	Recalled from Triple-A Rochester.
6-16-09	15	Perkins, Glen .....	lhp	Reinstated from 15-day disabled list.
	28	Crain, Jesse .....	rhp	Optioned to Triple-A Rochester.
	2	Span, Denard .....	of	Placed on 15-day disabled list (retro to 6/10).
6-17-09	11	Pridie, Jason .....	of	Recalled from Triple-A Rochester.
6-23-09	44	Keppel, Bobby .....	rhp	Contract selected from Triple-A Rochester.
	18	Yala, Luis .....	rhp	Designated for assignment.
6-24-09	11	Pridie, Jason .....	of	Optioned to Triple-A Rochester.
6-25-09	2	Span, Denard .....	of	Reinstated from 15-day disabled list.
7- 3-09	60	Henn, Sean .....	lhp	Outrighted to Triple-A Rochester.
	52	Duensing, Brian .....	lhp	Recalled from Triple-A Rochester.
7- 4-09	59	Slowey, Kevin .....	rhp	Placed on 15-day disabled list.
	51	Swarzak, Anthony .....	rhp	Recalled from Triple-A Rochester.
7-12-09	20	Tolbert, Matt .....	if	Optioned to Triple-A Rochester.
7-17-09	25	Casilla, Alexi .....	if	Recalled from Triple-A Rochester.
7-15-09	58	Morales, Jose .....	c	Optioned to Triple-A Rochester.
7-17-09	61	Mulvey, Kevin .....	rhp	Contract selected from Triple-A Rochester.
7-22-09	61	Mulvey, Kevin .....	rhp	Optioned to Triple-A Rochester.
7-23-09	28	Crain, Jesse .....	rhp	Recalled from Triple-A Rochester.
7-31-09	18	Cabrera, Orlando .....	ss	Acquired from Oakland in exchange for Minor League infielder Tyler Ladendorf.
8- 1-09	32	Buscher, Brian .....	if	Optioned to Triple-A Rochester.
8- 7-09	26	Bonser, Boof .....	rhp	Transferred to 60-day disabled list.
	39	Dickey, R.A. ....	rhp	Optioned to Triple-A Rochester.
	48	Pavano, Carl .....	rhp	Acquired from Cleveland in exchange for a player to be named later.
8-11-09	15	Perkins, Glen .....	lhp	Placed on 15-day disabled list.
8-12-09	59	Slowey, Kevin .....	rhp	Transferred to 60-day disabled list.
	49	Manship, Jeff .....	rhp	Contract selected from Triple-A Rochester.
8-18-09	47	Liriano, Francisco .....	lhp	Placed on 15-day disabled list.
	38	Humber, Philip .....	lhp	Contract selected from Triple-A Rochester.
	18	Macri, Matt .....	if	Designated for assignment.
8-21-09	51	Swarzak, Anthony .....	rhp	Optioned to Triple-A Rochester.
8-24-09	63	Gabino, Armando .....	rhp	Recalled from Triple-A Rochester.
8-28-09	38	Humber, Philip .....	rhp	Outrighted to Triple-A Rochester.
	60	Rauch, Jon .....	rhp	Acquired from Arizona in exchange for a player to be named later.
	63	Gabino, Armando .....	rhp	Optioned to Triple-A Rochester.
	24	Crede, Joe .....	if	Placed on 15-day disabled list.
	58	Morales, Jose .....	c	Recalled from Triple-A Rochester.
8-29-08	39	Dickey, R.A. ....	rhp	Designated for assignment.
	37	Mahay, Ron .....	lhp	Signed as a free agent.
	15	Perkins, Glen .....	lhp	Assigned on rehab assignment to GCL Twins.
8-30-09	15	Perkins, Glen .....	lhp	Returned from rehab assignment, reinstated from 15-day DL and optioned to Triple-A Rochester.
9- 1-09	32	Buscher, Brian .....	if	Recalled from Rochester.
	64	Rasmussen, Eric .....	Coach	Added to Major League staff.
9- 4-09	20	Tolbert, Matt .....	if	Recalled from Triple-A Rochester.
9- 8-09	63	Gabino, Armando .....	rhp	Recalled from Triple-A Rochester.
	19	Huber, Justin .....	if	Contract selected from Triple-A Rochester.
	24	Crede, Joe .....	if	Reinstated from 15-day disabled list.
9- 9-09	47	Liriano, Francisco .....	lhp	Reinstated from 15-day disabled list.

# TWINS' 2009 HIGHS AND LOWS

## TEAM BATTING:

Most At-Bats, Game.....	63, 7/3 vs. Det.
Most Runs, Game.....	20, 5/21 at CWS.
Most Runs, Inning.....	8, 7th inning, 8/23 at K.C.
Most Hits, Game.....	20, 5/21 at CWS.
Most Hits, Inning.....	8, 7th inning, 8/23 at K.C.
Consecutive Hits.....	6, 2x, last 7th inning, 8/23 at K.C.
Consecutive Batters Reached Base.....	9, 7th inning, 4/10 at CWS.
Consecutive Hitless At-Bats.....	21, 7/27-28
Fewest Hits, Game.....	2, 6/21 vs. Hou.
Most Doubles, Game.....	7, 8/4 at Cle.
Most Triples, Game.....	2, 3x, last 7/21 at Oak.
Most Home Runs, Game.....	5, 10/4 vs. K.C.
Grand Slams.....	1, 6x, last 10/2 vs. K.C.
Most Total Bases, Game.....	36, 5/21 at CWS.
Most Extra Base Hits, Game.....	9, 8/4 at Cle.
Most RBI, Game.....	18, 5/21 at CWS.
Most Walks.....	9, 5/10 vs. Sea.
Most Strikeouts.....	15, 5/30 at T.B.
Most Stolen Bases, Game, Twins.....	4, 4/27 vs. T.B.
Most Stolen Bases, Game, Opponent.....	6, 8/18 at Tex.
Most Caught Stealing, Game.....	2, 2x, last 9/19 vs. Det.
Most Ground Into Doubleplay, Game.....	5, 6/16 vs. Pit.
Left On Base, Twins.....	14, 5/27 vs. Bos.
Left On Base, Twins in Extra Innings.....	13, 5/17 at NYY.
Consecutive Scoreless Innings.....	19, 8/28-30

## INDIVIDUAL BATTING:

Most At-Bats, Game.....	8, Span, Harris, Cuddyer and Crede, 7/3 vs. Det.
Most Runs, Game.....	4, 3x, last Morneau, 7/20 at Oak.
Most Runs, Inning.....	2, Cuddyer, 8/23 at K.C.
Most Hits, Game.....	5, 2x, last Span, 8/8 at Det.
Most Hits, Inning.....	2, Cuddyer, 8/23 at K.C.
Most Doubles, Game.....	3, Mauer, 8/4 at Cle.
Most Triples, Game.....	1, many
Most Home Runs, Game.....	2, 13x, last Kubel and Young, 10/4 vs. K.C.
Grand Slams.....	1, 6x, last Young, 10/2 vs. K.C.
Most Total Bases, Game.....	10, 5x, last Morneau, 7/20 at Oak.
Most Extra Base Hits, Game.....	3, 10x, last Mauer, 8/18 at Tex.
Most RBI, Game.....	7, Morneau, 7/20 at Oak.
Most Walks, Game.....	3, 10x, last Cuddyer, 10/2 vs. K.C.
Most Strikeouts, Game.....	4, 3x, last Span, 9/20 vs. Det.
Longest Hitting-Streak.....	15, Mauer, 8/2-18
Consecutive Hits.....	6, Span 8/7-8
Consecutive Hitless At-Bats.....	20, Harris, 7/3-8
Most Stolen Bases, Game.....	2, 3x, last Span 7/12
Most Caught Stealing, Game.....	1, many
Most Ground Into Doubleplay, Game.....	2, 3x, last Cabrera, 8/16 vs. Cle.

## TEAM PITCHING:

Most Runs Allowed.....	16, 7/22 at Oak.
Most Runs, Inning.....	9, 4th inning, 7/25 at LAA.
Most Hits Allowed.....	22, 7/20 at Oak.
Most Hits Allowed, Inning.....	10, 4th inning, 7/25 at LAA.
Consecutive Hits Allowed.....	6, 2x, last 3rd inning, 6/3 vs. Cle.
Most Home Runs Allowed, Game.....	5, 9/11 vs. Oak.
Most Earned Runs.....	15, 7/22 at Oak.
Most Strikeouts.....	13, 6/4 vs. Cle.
Most Walks.....	10, 5/15 at NYY.
Fewest Hits Allowed.....	2, 8/14 vs. Cle.
Pitchers Used.....	8, 10/6 vs. Det.

## TEAM PITCHING (cont.):

Consecutive Batters Retired.....	15, 5/3 vs. K.C.
Scoreless Innings Streak.....	15.0, 8/13-15
Wild Pitches.....	3, 2x, last 6/23 vs. Mil.
Most Innings, Game, Relievers.....	13.0, 7/3 vs. Det.
Most Hits, Game, Relievers.....	12, 3x, last, 8/11 vs. K.C.
Most Runs, Game, Relievers.....	8, 2x, last 8/11 vs. K.C.
Most Earned Runs, Game, Relievers.....	8, 8/11 vs. K.C.
Most Home Runs, Game, Relievers.....	3, 8/1 vs. LAA.
Most Walks, Game, Relievers.....	6, 8/11 vs. K.C.
Most Strikeouts, Game, Relievers.....	8, 3x, last 9/11 vs. Oak.

## INDIVIDUAL PITCHING:

Most Inn., Game, Starter.....	9.0, 3x, last Baker, 8/14 vs. Cle.
Most Innings, Game, Reliever.....	4.2, Duensing, 8/11 at Det.
Most Hits, Starter.....	13, 2x, last Blackburn, 7/20 at Oak.
Most Hits, Reliever.....	9, Dickey, 7/3 vs. Det.
Most Runs, Starter.....	9, Blackburn 5/5 at Det.
Most Runs, Reliever.....	4, 6x, last Dickey, 7/22 at Oak.
Most Earned Runs, Game, Starter.....	8, Perkins, 7/22 at Oak.
Most Earned Runs, Game, Reliever.....	4, 5x, last Duensing, 7/7 vs. NYY.
Most Home Runs, Starter.....	4, Baker, 4/15 vs. Tor.
Most Home Runs, Reliever.....	2, 3x, last Nathan, 9/2 vs. CWS.
Most Walks, Starter.....	6, Liriano, 5/15 at NYY.
Most Walks, Reliever.....	4, 2x, last Humber, 8/25 vs. Bal.
Most Strikeouts, Starter.....	10, 2x, last Slowey, 6/12 at Chi. (NL)
Most Strikeouts, Reliever.....	5, 2x, last Manship, 9/27 at K.C.
Win-Streak.....	7, Baker, 7/12-9/5
Losing-Streak.....	5, Blackburn, 7/25-8/26
Low-Hit Complete Game.....	2, Baker, 8/14 vs. Cle.
Most Consecutive Scoreless Innings.....	22.2, Nathan, 5/21-7/21
Most Consecutive Batters Retired.....	15, Baker, 5/3
Wild Pitches.....	2, 7x, last Manship, 9/27 at K.C.

## TEAM & INDIVIDUAL FIELDING:

Errors, Game, Team.....	4, 2x, last 10/1 at Det.
Errors, Game, Individual.....	2, 4x, last Cabrera, 10/2 vs. K.C.
Errors, Consecutive Games, Team.....	3, 4x, last 8/9-12
Errors, Consecutive Games Without, Team.....	11, 5/6-5/17
Opponents Errors, Game, Team.....	3, 2x, last 7/27 vs. CWS.
Opp. Errors, Game, Ind.....	2, 3x, last Beckham, 7/12 vs. CWS.
Doubleplays, Game, Team.....	4, 9/2 vs. Pit.
Opponents Doubleplays, Game, Team.....	5, 6/16 vs. CWS.

## TEAM MISCELLANEOUS:

Longest Winning Streak.....	6, 9/13-19
Longest Losing Streak.....	6, 5/15-20
Longest Game, Innings.....	16.0, 7/3 vs. Det.
Longest Game, Time (9 Innings).....	3:37, 5/15 at NYY.
Longest Game, Time (Extra Innings).....	5:07, 7/3 vs. Det.
Fastest Game, Time.....	1:27, 5/6 at Bal. (6.0 innings)
Largest Margin, Victory.....	19, 5/21 at CWS.
Largest Margin, Loss.....	15, 7/22 at Oak.
Largest Home Attendance.....	48,644, 10/3 vs. K.C.
Largest Home Attendance Other Than Opener.....	54,088, 10/6 vs. Det.
Times Shut Out.....	4, last, 8/29 vs. Tex.

## TWINS' 2009 SCORING BY INNINGS

	1	2	3	4	5	6	7	8	9	X-TRA	TOTAL
TWINS	103	85	80	112	79	124	95	81	43	15	817
OPPONENTS	67	90	111	83	85	99	90	71	47	22	765

## GAMES DECIDED IN LAST AT-BAT

DATE	OPPONENT	SCORE	INN	NOTES
4- 7	Seattle	6- 5	9th	Casilla two-run walk-off single in 9th inning.
4-14	Toronto	3- 2	11th	Crede walk-off double in 11th inning.
4-17	Los Angeles (AL)	11- 9	8th	Kubel grand slam in 8th inning, hits for cycle.
4-28	Tampa Bay	4- 3	9th	Morneau walk-off fielder's choice.
5- 2	Kansas City	7-10	11th	Royals score three runs on one hit and three walks.
5- 7	at Baltimore	4- 5	8th	Montanez rbi single.
5-13	Detroit	14-10	13th	Crede walk-off grand slam.
5-15	at New York (AL)	4- 5	9th	Cabrera two-run walk-off single.
5-16	at New York (AL)	4- 6	11th	Rodriguez two-run walk-off home run.
5-17	at New York (AL)	2- 3	10th	Damon walk-off home run.
6- 5	at Seattle	2- 1	10th	Morneau scores on E-7.
6- 6	at Seattle	1- 2	8th	Griffey rbi double.
6-10	at Oakland	6- 3	9th	Three-run 9th inning, snapping a 3-3 tie.
6-11	at Oakland	3- 4	9th	Davis walk-off single.
6-14	at Chicago (NL)	2- 3	9th	Theriot walk-off single.
6-24	at Milwaukee	3- 4	8th	Kendall double with two throwing errors.
7- 3	Detroit	9-11	16th	Game time 5:07.
7- 4	Detroit	4- 3	8th	Punto rbi single.
7-19	at Texas	3- 5	12th	Kinsler walk-off two-run home run.
7-21	at Oakland	3- 2	10th	Cuddyer rbi triple.
7-23	at Los Angeles (AL)	5- 6	10th	Napoli walk-off double.
7-31	Los Angeles (AL)	5-11	11th	Angels score six runs in 11th inning.
8- 9	at Detroit	7- 8	8th	Tigers score two to snap 6-6 tie.
8-21	at Kansas City	5- 4	10th	Cabrera rbi triple.
8-25	Baltimore	7- 6	9th	Young rbi single.
8-30	Texas	5- 3	8th	Three run 8th inning after trailing 3-2.
9- 1	Chicago (AL)	4- 3	9th	Morales pinch-hit walk-off single in 9th inning.
9- 2	Chicago (AL)	2- 4	9th	Nathan blown save, White Sox score four runs in 9th inning.
9-14	Cleveland	6- 3	8th	Twins score six runs in 8th inning after trailing 3-0.
9-19	Detroit	6- 2	8th	Kubel 2-run single and Cuddyer 3-run homer in 8th inning, after trailing 2-1.
9-29	at Detroit (Game 1)	3- 2	10th	Cabrera rbi single and Young sacrifice fly in 10th inning.
10-3	Kansas City	5- 4	8th	Cuddyer solo home run to break 4-4 tie in 8th inning.
10-6	Detroit	6- 5	12th	Casilla walk-off single scoring Gomez in 12th inning.

## TWINS AT A GLANCE IN 2009

Record: 87-76  
 Home Record: 49-33  
 Road Record: 38-43  
 Record in series: 26-20-7  
 April: 11-11, May: 14-16, June: 15-12,  
 July: 12-12, Aug.: 14-14, Sept./Oct.: 21-11  
 Vs. East: 10-22  
 Vs. Central: 46-27  
 Vs. West: 19-21  
 Vs. N.L.: 12-6  
 Mon: 8-8, Tue: 20-6, Wed: 11-15,  
 Thu: 6-11, Fri: 18-8, Sat: 13-13, Sun: 11-15  
 Decisions vs. RHP: 63-51  
 Decisions vs. LHP: 24-25  
 When Twins score first: 58-34  
 When Opp. scores first: 29-42  
 Come-from-behind wins: 39  
 When leading after 7/8 inn.: 73-7/77-3  
 When trailing after 7/8 inn.: 7-58/1-63  
 When tied after 7/8 inn.: 7-9/9-8

Extra-innings: 7-7  
 1-run games: 24-20  
 When Twins out-hit opp.: 60-12  
 When Opp. out-hit Twins: 15-58  
 When Twins/Opp. have = hits: 12-6  
 When Twins get Quality Start: 58-20  
 When Twins starter goes 6+ inn.: 66-30  
 Most games over .500: 11, 10/7  
 Most games under .500: 6, 2x, last 8/21  
 Longest winning-streak: 6, 9/13-19  
 Longest losing-streak: 6, 5/15-20  
 When Twins score 4+: 74-27  
 When Twins score 3-: 13-49  
 Team-high hits: 20, 5/21 at CWS.  
 Team-high runs: 20, 5/21 at CWS.  
 Opp.-high hits: 22, 7/20 at Oak.  
 Opp.-high runs: 16, 7/22 at Oak.  
 When Twins get 10+ hits: 58-20  
 Walk-off W/L: 7-7  
 Complete games: 4

# COME FROM BEHIND WINS

Win #	Date	Opponent	Largest		Final Score	Notes
			Deficit	Inning		
1	4- 7	Seattle	0- 4	5th	6- 5	Three-run 9th inning, Casilla walk-off single.
2	4- 8	Seattle	4- 5	5th	6- 5	Morneau and Kubel rbi doubles in 5th inning.
3	4-10	at Chicago (AL)	2- 3	3rd	12- 5	Seven-run 7th inning.
4	4-14	Toronto	0- 1	4th	3- 2	Crede walk-off double in 11th inning.
5	4-17	Los Angeles (AL)	4- 9	8th	11- 9	Kubel grand slam in seven-run 8th inning.
6	4-18	Los Angeles (AL)	0- 2	4th	9- 2	Five-run 5th inning, three-run 6th inning.
7	4-19	Los Angeles (AL)	0- 1	2nd	3- 1	Perkins allows one run on four hits in 8.0 innings.
8	5- 1	Kansas City	1- 2	4th	7- 5	Four-run 4th inning, two-run 5th inning.
9	5-13	Detroit	7- 9	8th	14-10	Cuddyer walk-off grand slam in 13th inning.
10	5-14	Detroit	0- 5	7th	6- 5	Six-run 7th inning.
11	5-26	Boston	0- 1	5th	5- 2	Five-run 5th inning.
12	5-27	Boston	0- 1	3rd	4- 2	Span four-hit game.
13	5-31	at Tampa Bay	1- 2	5th	3- 2	Gomez rbi single snaps 2-2 tie in 7th inning.
14	6- 5	at Seattle	0- 1	3rd	2- 1	Morneau scores on error in 10th inning.
15	6-10	at Oakland	2- 3	8th	6- 3	Three-run 9th inning to snap 3-3 tie.
16	6-30	at Kansas City	0- 1	4th	2- 1	Bullpen tosses 4.0 scoreless innings.
17	7- 4	Detroit	2- 3	7th	4- 3	Punto rbi single in 8th inning.
18	7-17	at Texas	0- 2	2nd	5- 3	Kubel 2-for-4 with 3 rbi, Gomez 2-for-3 with 2 rbi.
19	7-21	at Oakland	0- 2	4th	3- 2	Cuddyer rbi triple in 10th inning.
20	7-27	Chicago (AL)	2- 3	6th	4- 3	Cuddyer two-run homer in 6th inning.
21	7-28	Chicago (AL)	0- 1	6th	5- 3	Four-run 7th inning.
22	8-12	Kansas City	0- 1	1st	7- 1	Five-run 1st inning after trailing 1-0.
23	8-18	at Texas	0- 5	4th	9- 6	Four-run 6th inning, three-run 7th inning.
24	8-19	at Texas	0- 4	5th	5- 4	Four-runs on five hits in 6th inning.
25	8-21	at Kansas City	0- 3	5th	5- 4	Cabrera rbi triple in 10th inning.
26	8-24	Baltimore	0- 1	6th	2- 1	Kubel sacrifice fly in 6th inning.
27	8-25	Baltimore	0- 3	2nd	7- 6	Young walk-off single in 9th inning.
28	8-30	Texas	2- 3	8th	5- 3	Three-run 8th inning after trailing 3-2.
29	9- 1	Chicago (AL)	0- 1	5th	4- 3	Morales pinchhit walk-off single in 9th inning.
30	9- 5	at Cleveland	0- 1	4th	4- 1	Twins limit Indians to four hits.
31	9- 9	at Toronto	0- 1	6th	4- 1	Punto two-run double in 9th inning.
32	9-14	Cleveland	0- 3	8th	6- 3	Twins score six runs in 8th inning.
33	9-15	Cleveland	1- 3	5th	5- 4	Punto 3-for-4 with a double and two rbi.
34	9-19	Detroit	1- 2	8th	6- 2	Twins score five runs in 8th inning.
35	9-22	at Chicago (AL)	3- 4	6th	8- 6	Twins hit four home runs.
36	9-26	at Kansas City	0- 2	4th	11-6	Five run fourth inning.
37	9-29	at Detroit (Game 1)	0- 1	5th	3- 2	Two runs in 10th inning.
38	10-1	at Detroit	0- 1	3rd	8- 3	Three runs in 3rd and four runs in 8th inning.
39	10-6	Detroit	0- 3	3rd	6- 5	Casilla walk-off single in 12th inning

## RECORD WHEN...

Runs	Scoring	Allowing	Runs	Scoring	Allowing
0	0 - 4	7 - 0	6	15 - 4	6 - 12
1	0 - 16	17 - 0	7	9 - 3	3 - 8
2	4 - 17	17 - 3	8	7 - 1	0 - 7
3	9 - 12	19 - 6	9	4 - 1	1 - 2
4	10 - 8	9 - 12	10+	17 - 1	1 - 16
5	12 - 9	7 - 10	Totals	87 - 76	87 - 76

## 2009 FINAL STANDINGS

### AMERICAN LEAGUE

EAST DIVISION	WON	LOST	PCT.	GB	HOME	ROAD
NEW YORK	103	59	.636	-	57- 24	46- 35
BOSTON	95	67	.586	8.0	56- 25	39- 42
TAMPA BAY	84	78	.519	19.0	52- 29	32- 49
TORONTO	75	87	.463	28.0	44- 37	31- 50
BALTIMORE	64	98	.395	39.0	39- 42	25- 56

CENTRAL DIVISION	WON	LOST	PCT.	GB	HOME	ROAD
MINNESOTA	87	76	.534	-	49- 33	38- 43
DETROIT	86	77	.529	1.0	51- 30	35- 47
CHICAGO	79	83	.488	7.5	43- 38	36- 45
CLEVELAND	65	97	.401	21.5	35- 46	30- 51
KANSAS CITY	65	97	.401	21.5	33- 48	32- 49

WEST DIVISION	WON	LOST	PCT.	GB	HOME	ROAD
LOS ANGELES	97	65	.599	-	49- 32	48- 33
TEXAS	87	75	.537	10.0	48- 33	39- 42
SEATTLE	85	77	.525	12.0	48- 33	37- 44
OAKLAND	75	87	.463	22.0	40- 41	35- 46

### NATIONAL LEAGUE

EAST DIVISION	WON	LOST	PCT.	GB	HOME	ROAD
PHILADELPHIA	93	69	.574	-	45- 36	48- 33
FLORIDA	87	75	.537	6.0	43- 38	44- 37
ATLANTA	86	76	.531	7.0	40- 41	46- 35
NEW YORK	70	92	.432	23.0	41- 40	29- 52
WASHINGTON	59	103	.364	34.0	33- 48	26- 55

CENTRAL DIVISION	WON	LOST	PCT.	GB	HOME	ROAD
ST. LOUIS	91	71	.562	-	46- 35	45- 36
CHICAGO	83	78	.516	7.5	46- 34	37- 44
MILWAUKEE	80	82	.494	11.0	40- 41	40- 41
CINCINNATI	78	84	.481	13.0	40- 41	38- 43
HOUSTON	74	88	.457	17.0	44- 37	30- 51
PITTSBURGH	62	99	.385	28.5	40- 41	22- 58

WEST DIVISION	WON	LOST	PCT.	GB	HOME	ROAD
LOS ANGELES	95	67	.586	-	50- 31	45- 36
COLORADO	92	70	.568	3.0	51- 30	41- 40
SAN FRANCISCO	88	74	.543	7.0	52- 29	36- 45
SAN DIEGO	75	87	.463	20.0	42- 39	33- 48
ARIZONA	70	92	.432	25.0	36- 45	34- 47

# TWINS IN APRIL

PLAYER	AVG	G	AB	R	H	2B	3B	HR	RBI	SH	SF	HB	BB	SO	SB	CS	E	OBP
Buscher	.222	9	18	1	4	0	1	0	2	0	0	1	4	6	0	0	0	.391
Casilla	.174	19	69	6	12	1	1	0	2	1	0	1	4	13	2	0	1	.230
RIGHT	.043		23		1	0	0	0	1	0	1	0	4					.083
LEFT	.239		46		11	1	1	0	2	0	0	0	4	9				.300
Crede	.212	19	66	9	14	4	0	3	6	0	0	0	8	14	0	0	0	.297
Cuddyer	.224	21	76	7	17	4	0	1	7	0	1	0	11	15	2	1	2	.318
Gomez	.195	16	41	6	8	2	1	0	1	0	0	0	3	11	2	2	0	.250
Harris	.350	15	40	7	14	2	0	1	3	0	1	0	2	6	0	0	0	.372
Kubel	.303	20	76	11	23	6	1	4	16	0	0	0	4	9	0	0	0	.338
Morales	.349	17	43	7	15	3	0	0	2	0	0	0	3	6	0	0	2	.391
RIGHT	.400		10		4	1	0	0	0	0	0	0	2	3				.500
LEFT	.333		33		11	2	0	0	2	0	0	0	1	3				.353
Morneau	.318	22	88	16	28	6	0	5	18	0	1	1	6	15	0	0	0	.365
Punto	.228	20	57	7	13	1	0	0	4	2	0	1	9	11	1	0	1	.343
RIGHT	.056		18		1	1	0	0	0	2	0	1	1	5				.150
LEFT	.308		39		12	0	0	0	4	0	0	0	8	6				.426
Redmond	.226	11	31	1	7	1	0	0	3	0	0	0	4	6	0	0	0	.314
Span	.321	21	81	10	26	3	1	1	12	1	1	2	8	11	5	0	1	.391
Young	.241	16	54	5	13	1	0	1	9	0	1	1	2	15	1	1	1	.276
Ayala	.000	11	0	0	0	0	0	0	0	0	0	0	0	0	0	0	0	.000
Baker	.000	3	0	0	0	0	0	0	0	0	0	0	0	0	0	0	0	.000
Blackburn	.000	5	0	0	0	0	0	0	0	0	0	0	0	0	0	0	0	.000
Breslow	.000	9	0	0	0	0	0	0	0	0	0	0	0	0	0	0	0	.000
Crain	.000	7	0	0	0	0	0	0	0	0	0	0	0	0	0	0	0	.000
Dickey	.000	6	0	0	0	0	0	0	0	0	0	0	0	0	0	0	0	.000
Duensing	.000	1	0	0	0	0	0	0	0	0	0	0	0	0	0	0	0	.000
Guerrier	.000	9	0	0	0	0	0	0	0	0	0	0	0	0	0	0	0	.000
Humber	.000	4	0	0	0	0	0	0	0	0	0	0	0	0	0	0	0	.000
Liriano	.000	5	0	0	0	0	0	0	0	0	0	0	0	0	0	0	0	.000
Mijares	.000	3	0	0	0	0	0	0	0	0	0	0	0	0	0	0	0	.000
Morillo	.000	3	0	0	0	0	0	0	0	0	0	0	0	0	0	0	0	.000
Nathan	.000	7	0	0	0	0	0	0	0	0	0	0	0	0	0	0	0	.000
Perkins	.000	4	0	0	0	0	0	0	0	0	0	0	0	0	0	0	0	.000
Slowey	.000	4	0	0	0	0	0	0	0	0	0	0	0	0	0	0	0	.000
PITCHERS	.000	22	0	0	0	0	0	0	0	0	0	0	0	0	0	0	0	.000
MINNESOTA	.262	22	740	93	194	34	5	16	85	4	5	7	68	138	13	4	8	.328
OPPONENTS	.281	22	759	116	213	45	1	26	112	5	7	5	62	132	23	7	11	.336
DH	.250	22	92	10	23	5	0	4	16	0	0	0	3	14	0	0	0	.274

PITCHER	W	L	ERA	G	GS	CG	SH	SV	IP	H	R	ER	HR	HB	BB	SO	WP	BK	BAA
Ayala	1	1	5.73	11	0	0	0	0	11.0	16	7	7	1	1	3	8	0	0	.356
Baker	0	3	9.82	3	3	0	0	0	14.2	21	16	16	7	0	4	12	1	0	.328
Blackburn	2	1	4.02	5	5	0	0	0	31.1	36	15	14	1	0	7	12	0	0	.286
Breslow	0	0	4.26	9	0	0	0	0	6.1	4	4	3	0	1	6	5	3	0	.211
Crain	1	0	7.50	7	0	0	0	0	6.0	3	5	5	0	0	5	6	0	0	.150
Dickey	1	0	5.73	6	1	0	0	0	11.0	15	7	7	3	0	7	9	1	0	.319
Duensing	0	0	6.00	1	0	0	0	0	3.0	2	2	2	1	1	0	1	0	0	.200
Guerrier	1	0	5.40	9	0	0	0	0	10.0	9	6	6	1	0	2	7	1	0	.243
Humber	0	0	12.46	4	0	0	0	0	4.1	11	6	6	1	0	3	4	1	0	.478
Liriano	0	4	6.04	5	5	0	0	0	28.1	28	20	19	3	2	11	20	0	0	.264
Mijares	0	0	0.00	3	0	0	0	0	3.0	1	0	0	0	0	1	5	0	0	.100
Morillo	0	0	22.50	3	0	0	0	0	2.0	3	5	5	1	0	3	1	0	0	.333
Nathan	1	0	2.57	7	0	0	0	3	7.0	5	2	2	2	0	2	7	0	0	.192
Perkins	1	2	2.48	4	4	0	0	0	29.0	23	8	8	0	0	6	16	0	0	.217
Slowey	3	0	4.44	4	4	0	0	0	26.1	36	13	13	5	0	2	19	1	0	.324
MINNESOTA	11	11	5.26	22	22	0	0	3	193.1	213	116	113	26	5	62	132	8	0	.281
OPPONENTS	11	11	3.94	22	22	1	2	4	192.0	194	93	84	16	7	68	138	12	1	.262

# TWINS IN MAY

PLAYER	AVG	G	AB	R	H	2B	3B	HR	RBI	SH	SF	HB	BB	SO	SB	CS	E	OBP
Buscher	.174	17	46	5	8	2	0	1	5	0	1	0	8	11	0	0	0	.291
Casilla	.125	7	24	0	3	0	0	0	3	0	0	0	2	5	0	0	2	.192
RIGHT	.333		6		2	0	0	0	3	0	0	0	0	1				.333
LEFT	.056		18		1	0	0	0	0	0	0	0	2	4				.150
Crede	.265	18	68	9	18	3	0	6	16	0	1	1	4	10	0	0	1	.311
Cuddyer	.312	30	109	23	34	7	3	8	26	0	0	1	14	23	2	0	1	.395
Gomez	.237	27	59	10	14	3	1	0	2	1	1	1	5	12	2	1	0	.303
Harris	.238	24	84	8	20	5	0	2	7	0	0	1	6	16	0	0	0	.297
Kubel	.329	24	85	13	28	6	0	1	9	0	1	0	9	25	0	0	0	.389
Mauer	.414	28	99	27	41	7	1	11	32	0	3	1	19	16	0	0	0	.500
Morales	.400	5	10	3	4	0	0	0	0	0	0	0	3	1	0	0	0	.538
RIGHT	1.000		1		1	0	0	0	0	0	0	0	0	0				1.000
LEFT	.333		9		3	0	0	0	0	0	0	0	3	1				.500
Morneau	.361	30	108	24	39	9	1	9	29	0	3	2	20	20	0	0	1	.459
Punto	.152	22	66	10	10	2	0	0	8	3	3	0	9	11	4	1	4	.244
RIGHT	.308		13		4	1	0	0	3	1	1	0	2	2				.375
LEFT	.113		53		6	1	0	0	5	2	2	0	7	9				.210
Redmond	.310	10	29	1	9	2	0	0	0	0	0	0	1	1	0	0	0	.333
Span	.283	28	113	20	32	2	1	2	10	3	1	3	17	19	6	3	0	.388
Tolbert	.189	22	74	10	14	2	0	1	8	5	1	0	8	21	2	0	1	.265
RIGHT	.190		21		4	1	0	1	5	1	1	0	1	2				.217
LEFT	.189		53		10	1	0	0	3	4	0	0	7	19				.283
Young	.236	16	55	5	13	0	0	0	5	0	0	1	3	22	1	1	1	.288
Ayala	.000	8	0	0	0	0	0	0	0	0	0	0	0	0	0	0	0	.000
Baker	.000	6	0	0	0	0	0	0	0	0	0	0	0	0	0	0	0	.000
Blackburn	.000	6	0	0	0	0	0	0	0	0	0	0	0	0	0	0	0	.000
Breslow	.000	8	0	0	0	0	0	0	0	0	0	0	0	0	0	0	0	.000
Crain	.000	11	0	0	0	0	0	0	0	0	0	0	0	0	0	0	0	.000
Dickey	.000	7	0	0	0	0	0	0	0	0	0	0	0	0	0	0	0	.000
Guerrier	.000	16	0	0	0	0	0	0	0	0	0	0	0	0	0	0	0	.000
Henn	.000	6	0	0	0	0	0	0	0	0	0	0	0	0	0	0	0	.000
Liriano	.000	6	0	0	0	0	0	0	0	0	0	0	0	0	0	0	0	.000
Mijares	.000	13	0	0	0	0	0	0	0	0	0	0	0	0	0	0	0	.000
Nathan	.000	13	0	0	0	0	0	0	0	0	0	0	0	0	0	0	0	.000
Perkins	.000	4	0	0	0	0	0	0	0	0	0	0	0	0	0	0	0	.000
Slowey	.000	6	0	0	0	0	0	0	0	0	0	0	0	0	0	0	0	.000
Swartzak	.000	2	0	0	0	0	0	0	0	0	0	0	0	0	0	0	0	.000
PITCHERS	.000	30	0	0	0	0	0	0	0	0	0	0	0	0	0	0	0	.000
MINNESOTA	.279	30	1029	168	287	50	7	41	160	12	15	11	128	213	17	6	11	.360
OPPONENTS	.267	30	1022	138	273	51	5	43	132	7	5	9	85	179	16	8	24	.327
DH	.248	30	113	19	28	6	0	4	18	0	2	0	16	31	0	0	0	.336

PITCHER	W	L	ERA	G	GS	CG	SH	SV	IP	H	R	ER	HR	HB	BB	SO	WP	BK	BAA
Ayala	0	0	3.09	8	0	0	0	0	11.2	13	5	4	1	1	4	5	0	0	.310
Baker	2	3	4.97	6	6	0	0	0	38.0	36	21	21	7	0	6	27	2	0	.243
Blackburn	3	1	3.08	6	6	0	0	0	38.0	38	17	13	5	0	13	21	1	0	.259
Breslow	1	2	7.88	8	0	0	0	0	8.0	7	7	7	3	0	5	6	0	0	.226
Crain	1	2	7.27	11	0	0	0	0	8.2	11	7	7	3	0	3	3	1	1	.324
Dickey	0	0	1.86	7	0	0	0	0	19.1	17	4	4	2	2	7	10	0	0	.246
Guerrier	0	0	2.40	16	0	0	0	0	15.0	7	4	4	3	1	4	12	2	0	.137
Henn	0	0	3.60	6	0	0	0	0	5.0	3	2	2	0	1	2	1	0	0	.200
Liriano	2	3	7.12	6	6	0	0	0	30.1	39	24	24	6	1	17	30	2	0	.317
Mijares	0	1	2.63	13	0	0	0	0	13.2	13	5	4	1	0	6	9	0	0	.250
Nathan	0	1	2.19	13	0	0	0	6	12.1	9	3	3	0	0	3	14	0	0	.205
Perkins	0	1	10.00	4	4	0	0	0	18.0	27	20	20	6	1	6	10	2	1	.342
Slowey	4	1	3.86	6	6	0	0	0	35.0	43	16	15	4	2	3	25	1	0	.307
Swartzak	1	1	2.08	2	2	0	0	0	13.0	10	3	3	2	0	6	6	0	0	.213
MINNESOTA	14	16	4.43	30	30	0	1	6	266.0	273	138	131	43	9	85	179	11	2	.267
OPPONENTS	16	14	5.05	30	30	0	1	9	265.1	287	168	149	41	11	128	213	18	0	.279



# TWINS IN JUNE

PLAYER	AVG	G	AB	R	H	2B	3B	HR	RBI	SH	SF	HB	BB	SO	SB	CS	E	OBP
Buscher	.222	14	27	1	6	0	0	1	2	0	0	0	6	6	0	0	0	.364
Casilla	.278	8	18	2	5	2	0	0	0	0	0	0	2	3	0	0	2	.350
RIGHT	.182		11		2	1	0	0	0	0	0	0	1	1				.250
LEFT	.429		7		3	1	0	0	0	0	0	0	1	2				.500
Crede	.238	23	80	8	19	4	1	2	13	0	2	1	10	14	0	0	1	.323
Cuddyer	.278	21	79	12	22	6	2	2	7	0	1	0	7	17	0	0	1	.333
Gomez	.242	25	66	7	16	3	1	1	9	1	0	0	4	14	3	1	0	.286
Harris	.303	27	109	11	33	5	0	1	11	0	3	0	8	23	0	0	5	.342
Kubel	.291	26	86	12	25	5	0	8	17	0	0	1	10	18	0	0	0	.371
Mauer	.353	26	102	16	36	5	0	3	11	0	1	0	10	12	1	1	1	.407
Morales	.500	4	4	0	2	1	0	0	0	0	0	0	0	1	0	0	0	.500
Morneau	.255	26	98	14	25	5	0	5	17	0	2	0	14	14	0	0	0	.342
Pridie	.000	1	0	0	0	0	0	0	0	0	0	0	0	0	0	0	0	.000
Punto	.323	11	31	3	10	1	0	0	3	2	1	0	3	3	1	0	0	.371
RIGHT	.444		9		4	1	0	0	1	0	0	0	0					.444
LEFT	.273		22		6	0	0	0	2	2	1	0	3	3				.346
Redmond	.150	6	20	2	3	1	0	0	1	0	0	0	3	2	0	0	0	.261
Span	.208	14	53	11	11	0	1	1	2	2	0	0	8	8	1	2	0	.311
Tolbert	.178	18	45	5	8	1	0	0	2	1	0	0	7	7	2	0	0	.288
RIGHT	.214		14		3	1	0	0	2	0	0	0	2	4				.313
LEFT	.161		31		5	0	0	0	0	1	0	0	5	3				.278
Young	.284	18	67	8	19	4	0	1	9	0	1	0	0	18	0	0	0	.279
Ayala	.000	9	0	0	0	0	0	0	0	1	0	0	0	0	0	0	0	.000
Baker	.000	6	6	0	0	0	0	0	0	0	0	0	0	1	0	0	0	.000
Blackburn	.000	5	4	0	0	0	0	0	0	0	0	0	0	2	0	0	1	.000
Crain	.000	5	0	0	0	0	0	0	0	0	0	0	0	0	0	0	0	.000
Dickey	.000	10	0	0	0	0	0	0	0	0	0	0	0	0	0	0	0	.000
Guerrier	.000	14	0	0	0	0	0	0	0	0	0	0	0	0	0	0	0	.000
Henn	.000	8	0	0	0	0	0	0	0	0	0	0	0	0	0	0	0	.000
Keppel	.000	2	0	0	0	0	0	0	0	0	0	0	1	0	0	0	0	.000
Liriano	.000	5	5	0	0	0	0	0	0	1	0	0	0	3	0	0	0	.000
Mijares	.000	12	0	0	0	0	0	0	0	0	0	0	0	0	0	0	0	.000
Nathan	.000	12	0	0	0	0	0	0	0	0	0	0	0	0	0	0	0	.000
Perkins	.000	3	1	0	0	0	0	0	0	2	0	0	0	1	0	0	0	.000
Slowey	.000	5	3	0	0	0	0	0	0	1	0	0	0	1	0	0	0	.000
Swarzak	.000	3	2	0	0	0	0	0	0	0	0	0	0	2	0	0	0	.000
PITCHERS	.000	27	21	0	0	0	0	0	0	5	0	0	1	10	0	0	1	.045
MINNESOTA	.265	27	906	112	240	43	5	25	104	11	11	2	93	170	8	4	11	.331
OPPONENTS	.243	27	894	93	217	54	3	23	89	7	5	13	70	189	10	4	16	.305
DH	.299	27	67	11	20	1	0	3	9	0	0	1	8	14	0	0	0	.382

PITCHER	W	L	ERA	G	GS	CG	SH	SV	IP	H	R	ER	HR	HB	BB	SO	WP	BK	BAA
Ayala	0	1	3.72	9	0	0	0	0	9.2	9	6	4	2	1	1	8	0	0	.243
Baker	4	0	3.20	6	6	0	0	0	39.1	30	15	14	3	1	8	35	0	0	.213
Blackburn	1	2	2.37	5	5	2	0	0	38.0	39	12	10	3	1	7	12	0	0	.264
Crain	0	1	12.00	5	0	0	0	0	3.0	8	5	4	0	0	4	4	0	0	.444
Dickey	0	0	0.66	10	0	0	0	0	13.2	8	1	1	0	2	3	12	1	0	.167
Guerrier	2	0	0.87	14	0	0	0	0	10.1	10	1	1	1	2	1	5	0	0	.270
Henn	0	3	9.95	8	0	0	0	0	6.1	6	7	7	2	0	6	8	0	0	.240
Keppel	0	0	0.00	2	0	0	0	0	6.1	3	0	0	0	1	4	6	0	0	.143
Liriano	2	1	3.77	5	5	0	0	0	31.0	27	13	13	3	1	14	30	3	0	.231
Mijares	0	0	2.84	12	0	0	0	0	6.1	7	2	2	2	1	5	4	0	0	.280
Nathan	0	0	0.00	12	0	0	0	11	11.2	4	0	0	0	0	1	18	1	0	.105
Perkins	2	1	3.15	3	3	0	0	0	20.0	20	7	7	1	0	2	8	0	0	.260
Slowey	3	2	5.13	5	5	0	0	0	26.1	29	15	15	5	2	10	27	1	0	.284
Swarzak	1	1	5.52	3	3	0	0	0	14.2	17	9	9	1	1	4	12	0	0	.283
MINNESOTA	15	12	3.31	27	27	2	1	11	236.2	217	93	87	23	13	70	189	6	0	.243
OPPONENTS	12	15	3.92	27	27	1	0	8	239.0	240	112	104	25	2	93	170	8	1	.265

# TWINS BEFORE THE ALL-STAR BREAK

PLAYER	AVG	G	AB	R	H	2B	3B	HR	RBI	SH	SF	HB	BB	SO	SB	CS	E	OBP
Buscher	.210	46	100	8	21	2	1	2	9	0	1	2	20	27	0	0	0	.350
Casilla	.180	34	111	8	20	3	1	0	5	1	0	1	8	21	2	0	5	.242
RIGHT	.125		40		5	1	0	0	3	1	0	1	1	6				.167
LEFT	.211		71		15	2	1	0	2	0	0	0	7	15				.282
Crede,J	.234	68	252	32	59	11	1	14	40	0	3	2	22	43	0	0	2	.297
Cuddyer	.273	82	304	50	83	19	5	14	47	0	2	2	37	65	4	1	4	.354
Gomez	.235	77	187	28	44	11	3	2	18	2	1	1	14	39	7	4	0	.291
Harris	.275	76	273	30	75	15	1	5	26	0	4	1	18	56	0	1	6	.318
Kubel	.311	77	273	38	85	20	1	14	45	0	1	1	24	57	0	1	0	.368
Mauer	.373	64	241	49	90	13	1	15	49	0	5	1	35	35	1	1	2	.447
Morales	.343	32	67	10	23	4	0	0	4	0	0	0	6	10	0	0	2	.397
RIGHT	.417		12		5	1	0	0	0	0	0	0	2	3				.500
LEFT	.327		55		18	3	0	0	4	0	0	0	4	7				.373
Morneau	.311	88	334	59	104	23	1	21	70	0	6	3	44	57	0	0	1	.390
Pridie	.000	1	0	0	0	0	0	0	0	0	0	0	0	0	0	0	0	.000
Punto	.201	63	179	26	36	4	0	0	16	7	4	1	32	31	8	1	5	.319
RIGHT	.213		47		10	3	0	0	4	3	1	1	6	7				.309
LEFT	.197		132		26	1	0	0	12	4	3	0	26	24				.323
Redmond	.236	30	89	5	21	4	0	0	4	0	0	1	8	10	0	0	0	.306
Span	.292	73	291	50	85	5	4	5	31	7	2	5	38	44	16	5	3	.381
Tolbert	.178	48	129	19	23	3	0	1	12	6	1	0	17	29	5	0	2	.272
RIGHT	.200		35		7	2	0	1	7	1	1	0	3	6				.256
LEFT	.170		94		16	1	0	0	5	5	0	0	14	23				.278
Young	.266	56	192	20	51	6	0	3	25	0	2	2	6	59	2	2	2	.292
Ayala	.000	28	0	0	0	0	0	0	0	1	0	0	0	0	0	0	0	.000
Baker	.000	17	6	0	0	0	0	0	0	0	0	0	0	1	0	0	0	.000
Blackburn	.000	18	4	0	0	0	0	0	0	0	0	0	0	2	0	0	1	.000
Breslow	.000	17	0	0	0	0	0	0	0	0	0	0	0	0	0	0	0	.000
Crain	.000	23	0	0	0	0	0	0	0	0	0	0	0	0	0	0	0	.000
Dickey	.000	28	0	0	0	0	0	0	0	0	0	0	0	0	0	0	0	.000
Duensing	.000	4	0	0	0	0	0	0	0	0	0	0	0	0	0	0	0	.000
Guerrier	.000	44	0	0	0	0	0	0	0	0	0	0	0	0	0	0	0	.000
Henn	.000	14	0	0	0	0	0	0	0	0	0	0	0	0	0	0	0	.000
Humber	.000	4	0	0	0	0	0	0	0	0	0	0	0	0	0	0	0	.000
Keppel	.000	5	0	0	0	0	0	0	0	0	0	0	1	0	0	0	0	.000
Liriano	.000	18	5	0	0	0	0	0	0	1	0	0	0	3	0	0	0	.000
Mijares	.000	33	0	0	0	0	0	0	0	0	0	0	0	0	0	0	0	.000
Morillo	.000	3	0	0	0	0	0	0	0	0	0	0	0	0	0	0	0	.000
Nathan	.000	36	0	0	0	0	0	0	0	0	0	0	0	0	0	0	0	.000
Perkins	.000	13	1	0	0	0	0	0	0	2	0	0	0	1	0	0	0	.000
Slowey	.000	16	3	0	0	0	0	0	0	1	0	0	0	1	0	0	0	.000
Swarzak	.000	6	2	0	0	0	0	0	0	0	0	0	0	2	0	0	0	.000
PITCHERS	.000	89	21	0	0	0	0	0	0	5	0	0	1	10	0	0	1	.045
MINNESOTA	.269	89	3043	432	820	143	19	96	401	28	32	23	330	593	45	16	35	.342
OPPONENTS	.265	89	3061	403	812	172	11	98	389	20	22	31	245	560	56	22	60	.324
OH	.284	89	313	44	89	16	0	12	47	0	2	1	31	69	1	1	0	.349

PITCHER	W	L	ERA	G	GS	CG	SH	SV	IP	H	R	ER	HR	HB	BB	SO	WP	BK	BAA
Ayala	1	2	4.18	28	0	0	0	0	32.1	38	18	15	4	3	8	21	0	0	.306
Baker	7	7	5.42	17	17	0	0	0	101.1	102	62	61	18	1	21	82	3	0	.258
Blackburn	8	4	3.06	18	18	3	0	0	123.1	129	50	42	10	1	29	54	1	0	.267
Breslow	1	2	6.28	17	0	0	0	0	14.1	11	11	10	3	1	11	11	3	0	.220
Crain	2	3	8.15	23	0	0	0	0	17.2	22	17	16	3	0	12	13	1	1	.306
Dickey	1	1	3.25	28	1	0	0	0	55.1	57	20	20	5	4	22	38	3	0	.269
Duensing	0	0	5.40	4	0	0	0	0	11.2	10	7	7	2	1	5	4	0	0	.238
Guerrier	4	0	2.41	44	0	0	0	0	41.0	29	12	11	5	3	8	27	3	0	.199
Henn	0	3	7.15	14	0	0	0	0	11.1	9	9	9	2	1	8	9	0	0	.225
Humber	0	0	12.46	4	0	0	0	0	4.1	11	6	6	1	0	3	4	1	0	.478
Keppel	0	0	0.73	5	0	0	0	0	12.1	8	1	1	0	2	6	6	0	0	.186
Liriano	4	9	5.47	18	18	0	0	0	102.0	106	66	62	14	5	46	93	5	0	.270
Mijares	0	1	1.88	33	0	0	0	0	28.2	23	7	6	3	1	14	25	0	0	.217
Morillo	0	0	22.50	3	0	0	0	0	2.0	3	5	5	1	0	3	1	0	0	.333
Nathan	1	1	1.31	36	0	0	0	23	34.1	18	5	5	2	0	7	43	1	0	.153
Perkins	4	5	4.71	13	13	0	0	0	78.1	88	41	41	7	1	16	36	2	1	.283
Slowey	10	3	4.86	16	16	0	0	0	90.2	113	50	49	15	5	15	75	3	0	.309
Swarzak	2	3	4.50	6	6	0	0	0	32.0	35	16	16	3	2	11	18	0	0	.276
MINNESOTA	45	44	4.34	89	89	3	2	23	793.0	812	403	382	98	31	245	560	26	2	.265
OPPONENTS	44	45	4.42	89	89	2	3	24	789.1	820	432	388	96	23	330	593	42	2	.269

# TWINS IN JULY

PLAYER	AVG	G	AB	R	H	2B	3B	HR	RBI	SH	SF	HB	BB	SO	SB	CS	E	OBP
Buscher	.321	13	28	2	9	0	0	0	2	0	0	1	3	7	0	0	0	.406
Casilla	.140	14	43	3	6	1	0	0	3	0	0	1	10	6	5	0	0	.315
RIGHT	.091		11		1	0	0	0	1	0	0	0	5	2				.375
LEFT	.156		32		5	1	0	0	2	0	0	1	5	4				.289
Crede	.226	14	62	10	14	3	0	3	5	0	0	0	1	7	0	0	1	.238
Cuddyer	.250	24	100	17	25	4	1	6	13	0	0	2	8	25	0	0	0	.318
Gomez	.250	21	56	12	14	4	1	1	9	2	0	1	5	13	2	1	0	.323
Harris	.187	21	75	8	14	4	1	1	6	0	0	0	3	17	0	1	2	.218
Kubel	.282	20	71	7	20	4	0	5	16	0	0	0	12	14	1	1	0	.386
Mauer	.309	24	94	15	29	3	0	4	14	0	1	0	11	15	0	0	2	.377
Morales	.200	6	10	0	2	0	0	0	2	0	0	0	0	2	0	0	0	.200
RIGHT	.000		1		0	0	0	0	0	0	0	0	0	0				.000
LEFT	.222		9		2	0	0	0	2	0	0	0	0	2				.222
Morneau	.280	24	93	16	26	5	0	7	19	0	0	0	15	19	0	0	0	.380
Punto	.194	23	67	12	13	2	1	1	9	1	1	0	15	11	2	1	2	.337
RIGHT	.227		22		5	0	0	1	4	0	1	0	4	0				.333
LEFT	.178		45		8	2	1	0	5	1	0	0	11	11				.339
Redmond	.263	6	19	3	5	0	0	0	0	0	0	1	0	4	0	0	0	.300
Span	.313	24	99	15	31	1	2	2	14	1	1	1	10	16	4	1	3	.378
Tolbert	.100	8	10	4	1	0	0	0	2	0	0	0	2	1	1	0	1	.250
RIGHT	.000		0		0	0	0	0	0	0	0	0	0	0				.000
LEFT	.100		10		1	0	0	0	2	0	0	0	2	1				.250
Young	.313	11	32	4	10	1	1	1	4	0	1	0	2	7	0	0	0	.343
Baker	.000	5	0	0	0	0	0	0	0	0	0	0	0	0	0	0	0	.000
Blackburn	.000	5	0	0	0	0	0	0	0	0	0	0	0	0	0	0	0	.000
Crain	.000	5	0	0	0	0	0	0	0	0	0	0	0	0	0	0	0	.000
Dickey	.000	9	0	0	0	0	0	0	0	0	0	0	0	0	0	0	0	.000
Duensing	.000	9	0	0	0	0	0	0	0	0	0	0	0	0	0	0	0	.000
Guerrier	.000	13	0	0	0	0	0	0	0	0	0	0	0	0	0	0	0	.000
Keppel	.000	10	0	0	0	0	0	0	0	0	0	0	0	0	0	0	0	.000
Liriano	.000	4	0	0	0	0	0	0	0	0	0	0	0	0	0	0	0	.000
Mijares	.000	12	0	0	0	0	0	0	0	0	0	0	0	0	0	0	0	.000
Mulvey	.000	2	0	0	0	0	0	0	0	0	0	0	0	0	0	0	0	.000
Nathan	.000	12	0	0	0	0	0	0	0	0	0	0	0	0	0	0	0	.000
Perkins	.000	5	0	0	0	0	0	0	0	0	0	0	0	0	0	0	1	.000
Slowey	.000	1	0	0	0	0	0	0	0	0	0	0	0	0	0	0	0	.000
Swarzak	.000	3	0	0	0	0	0	0	0	0	0	0	0	0	0	0	0	.000
PITCHERS	.000	24	0	0	0	0	0	0	0	0	0	0	0	0	0	0	1	.000
MINNESOTA	.255	24	859	128	219	32	7	31	118	4	4	7	97	164	15	5	12	.334
OPPONENTS	.287	24	898	140	258	39	3	28	138	6	9	6	72	145	15	6	18	.341
DH	.362	24	94	13	34	4	0	7	18	0	0	0	15	19	2	1	0	.450

PITCHER	W	L	ERA	G	GS	CG	SH	SV	IP	H	R	ER	HR	HB	BB	SO	WP	BK	BAA
Baker	2	1	4.45	5	5	0	0	0	28.1	32	14	14	3	0	8	28	0	0	.281
Blackburn	2	1	6.32	5	5	1	0	0	31.1	47	23	22	5	0	3	13	0	0	.343
Crain	1	1	6.75	5	0	0	0	0	5.1	8	4	4	0	1	2	5	0	0	.381
Dickey	0	1	7.94	9	0	0	0	0	17.0	28	16	15	2	0	9	9	2	0	.373
Duensing	0	1	4.95	9	1	0	0	0	20.0	19	11	11	3	0	10	10	0	0	.253
Guerrier	2	0	0.55	13	0	0	0	0	16.1	7	2	1	1	0	1	9	0	0	.123
Keppel	0	1	6.75	10	0	0	0	0	13.1	15	10	10	1	1	8	5	1	0	.288
Liriano	0	2	5.32	4	4	0	0	0	23.2	25	18	14	6	1	9	22	0	1	.278
Mijares	1	1	2.19	12	0	0	0	0	12.1	8	3	3	1	0	5	10	0	0	.186
Mulvey	0	0	27.00	2	0	0	0	0	1.1	6	4	4	0	0	0	0	1	0	.600
Nathan	0	0	1.69	12	0	0	0	9	10.2	5	2	2	0	1	3	13	1	0	.135
Perkins	3	2	7.40	5	5	0	0	0	24.1	37	20	20	4	0	7	9	0	0	.346
Slowey	0	0	18.00	1	1	0	0	0	3.0	5	6	6	1	1	0	4	0	0	.385
Swarzak	1	1	3.50	3	3	0	0	0	18.0	16	7	7	1	1	7	8	0	0	.239
MINNESOTA	12	12	5.32	24	24	1	0	9	225.0	258	140	133	28	6	72	145	5	1	.287
OPPONENTS	12	12	4.60	24	24	0	0	4	223.0	219	128	114	31	7	97	164	6	0	.255

# TWINS IN AUGUST

PLAYER	AVG	G	AB	R	H	2B	3B	HR	RBI	SH	SF	HB	BB	SO	SB	CS	E	OBP
Cabrera	.259	28	112	14	29	6	2	1	13	1	3	0	5	14	2	0	5	.283
Casilla	.263	20	57	12	15	2	2	0	7	1	1	1	4	9	3	0	0	.317
RIGHT	.417		12		5	0	1	0	3	0	0	0	1	0				.462
LEFT	.222		45		10	2	1	0	4	1	1	1	3	9				.280
Crede	.192	14	52	6	10	2	0	1	8	0	0	0	6	7	0	0	1	.276
Cuddyer	.254	25	102	15	30	8	0	5	12	0	0	0	6	17	1	0	2	.333
Gomez	.259	22	58	9	15	1	1	1	6	1	0	1	2	15	2	0	1	.295
Harris	.288	19	52	6	15	2	0	1	5	1	0	0	5	8	0	0	1	.351
Kubel	.307	25	88	12	27	4	1	4	19	0	1	0	11	19	0	0	0	.380
Mauer	.391	28	115	21	45	6	0	8	23	0	0	0	12	9	3	0	0	.449
Morneau	.220	22	82	13	18	5	0	3	13	0	0	0	12	10	0	0	1	.319
Punto	.235	19	51	6	12	3	0	0	5	0	1	0	6	16	1	0	0	.310
RIGHT	.222		18		4	0	0	0	1	0	0	0	0	5				.222
LEFT	.242		33		8	3	0	0	4	0	1	0	6	11				.350
Redmond	.318	7	22	2	7	1	1	0	3	0	0	0	3	3	0	0	0	.400
Span	.375	28	112	18	42	5	3	0	14	1	1	1	17	19	4	2	1	.458
Young	.262	21	84	14	22	3	0	5	15	0	0	0	2	14	0	1	1	.279
Baker	.000	6	0	0	0	0	0	0	0	0	0	0	0	0	0	0	0	.000
Blackburn	.000	6	0	0	0	0	0	0	0	0	0	0	0	0	0	0	0	.000
Crain	.000	10	0	0	0	0	0	0	0	0	0	0	0	0	0	0	0	.000
Dickey	.000	3	0	0	0	0	0	0	0	0	0	0	0	0	0	0	1	.000
Duensing	.000	7	0	0	0	0	0	0	0	0	0	0	0	0	0	0	0	.000
Gabino	.000	1	0	0	0	0	0	0	0	0	0	0	0	0	0	0	1	.000
Guerrier	.000	12	0	0	0	0	0	0	0	0	0	0	0	0	0	0	0	.000
Humber	.000	4	0	0	0	0	0	0	0	0	0	0	0	0	0	0	1	.000
Keppel	.000	11	0	0	0	0	0	0	0	0	0	0	0	0	0	0	0	.000
Liriano	.000	3	0	0	0	0	0	0	0	0	0	0	0	0	0	0	0	.000
Mahay	.000	1	0	0	0	0	0	0	0	0	0	0	0	0	0	0	0	.000
Manship	.000	5	0	0	0	0	0	0	0	0	0	0	0	0	0	0	0	.000
Mijares	.000	14	0	0	0	0	0	0	0	0	0	0	0	0	0	0	0	.000
Nathan	.000	10	0	0	0	0	0	0	0	0	0	0	0	0	0	0	1	.000
Pavano	.000	5	0	0	0	0	0	0	0	0	0	0	0	0	0	0	0	.000
Perkins	.000	1	0	0	0	0	0	0	0	0	0	0	0	0	0	0	0	.000
Rauch	.000	1	0	0	0	0	0	0	0	0	0	0	0	0	0	0	0	.000
Swarzak	.000	4	0	0	0	0	0	0	0	0	0	0	0	0	0	0	0	.000
PITCHERS	.000	28	0	0	0	0	0	0	0	0	0	0	0	0	0	0	4	.000
MINNESOTA	.291	28	987	148	287	48	10	29	143	5	7	3	91	160	16	3	17	.350
OPPONENTS	.293	28	991	151	290	49	12	29	144	3	15	13	78	199	22	4	13	.347
DH	.303	28	109	15	33	6	1	4	24	0	1	0	12	17	0	0	0	.369

PITCHER	W	L	ERA	G	GS	CG	SH	SV	IP	H	R	ER	HR	HB	BB	SO	WP	BK	BAA
Baker	4	0	3.18	6	6	1	1	0	39.2	33	14	14	3	2	5	29	0	0	.220
Blackburn	1	4	5.70	6	6	0	0	0	30.0	41	22	19	6	1	8	17	1	0	.328
Crain	1	0	3.55	10	0	0	0	0	12.2	10	5	5	0	2	5	14	0	0	.208
Dickey	0	0	16.20	3	0	0	0	0	3.1	6	6	6	1	0	4	2	0	0	.375
Duensing	2	0	3.70	7	2	0	0	0	24.1	24	12	10	1	2	9	22	1	0	.250
Gabino	0	0	13.50	1	1	0	0	0	2.2	5	4	4	0	0	3	1	0	0	.385
Guerrier	0	1	3.18	12	0	0	0	1	11.1	13	4	4	0	1	3	8	0	0	.295
Humber	0	0	3.86	4	0	0	0	0	4.2	6	2	2	0	0	6	5	0	0	.333
Keppel	0	0	6.05	11	0	0	0	0	19.1	26	13	13	2	2	4	14	1	0	.338
Liriano	1	2	7.71	3	3	0	0	0	14.0	18	12	12	1	1	7	13	0	0	.321
Mahay	0	0	0.00	1	0	0	0	0	.2	1	0	0	0	0	0	1	0	0	.333
Manship	0	0	5.14	5	0	0	0	0	7.0	9	4	4	0	0	3	3	0	0	.321
Mijares	1	0	1.69	14	0	0	0	0	16.0	10	3	3	2	0	3	17	0	0	.192
Nathan	1	0	2.45	10	0	0	0	6	11.0	10	3	3	1	0	6	17	0	0	.227
Pavano	2	2	4.06	5	5	0	0	0	31.0	31	14	14	2	2	7	24	0	0	.256
Perkins	0	1	14.40	2	1	0	0	0	5.0	13	9	8	2	0	2	2	0	0	.500
Rauch	1	0	0.00	1	0	0	0	0	1.0	1	0	0	0	0	0	2	0	0	.250
Swarzak	0	4	14.85	4	4	0	0	0	13.1	33	24	22	8	0	3	8	0	0	.471
MINNESOTA	14	14	5.21	28	28	0	1	2	247.0	290	151	143	29	13	78	199	3	0	.293
OPPONENTS	14	14	5.29	28	28	0	1	5	246.2	287	148	145	29	3	91	160	13	1	.291

# TWINS IN SEPTEMBER/OCTOBER

PLAYER	AVG	G	AB	R	H	2B	3B	HR	RBI	SH	SF	HB	BB	SO	SB	CS	E	OBP
Buscher	.294	8	17	5	5	1	0	0	1	0	0	1	3	5	0	0	1	.429
Cabrera	.315	31	130	28	41	7	1	4	23	0	3	0	6	18	0	0	6	.338
Casilla	.294	12	17	2	5	1	0	0	2	0	0	0	0	0	1	0	0	.294
RIGHT	.167		6		1	0	0	0	0	0	0	0	0	0				.167
LEFT	.364		11		4	1	0	0	2	0	0	0	0	0				.364
Crede	.000	2	5	0	0	0	0	0	0	0	0	0	0	4	0	0	0	.000
Cuddyer	.279	32	122	19	34	5	1	10	29	0	0	3	8	21	1	0	0	.338
Gomez	.143	26	35	7	5	2	0	0	1	2	0	1	3	7	3	2	0	.231
Harris	.222	17	54	4	12	4	0	0	5	0	2	2	5	8	0	1	4	.302
Huber	.500	1	2	0	1	0	0	0	0	0	0	0	0	0	0	0	0	.500
Kubel	.287	31	108	18	31	10	0	6	26	0	3	2	10	21	0	0	0	.350
Mauer	.354	32	113	15	40	9	0	2	16	0	0	1	24	11	0	0	0	.471
Morales	.269	22	52	4	14	2	0	0	3	0	1	0	8	12	0	0	1	.361
RIGHT	.400		5		2	2	0	0	0	0	0	0	0	0				.400
LEFT	.255		47		12	0	0	0	3	0	1	0	8	12				.357
Morneau	.077	11	39	2	3	1	0	1	4	0	1	0	5	8	0	0	1	.178
Punto	.276	30	87	18	24	6	0	0	9	5	0	0	19	18	7	1	0	.406
RIGHT	.276		29		8	3	0	0	2	2	0	0	8	6				.432
LEFT	.276		58		16	3	0	0	7	3	0	0	11	12				.391
Redmond	.071	5	14	0	1	0	0	0	0	0	0	0	0	3	0	0	0	.071
Span	.317	30	120	23	38	5	2	2	16	4	2	3	10	16	3	2	0	.378
Tolbert	.333	23	69	9	23	4	1	1	7	4	1	0	4	8	1	2	2	.365
RIGHT	.556		18		10	1	1	1	1	1	0	0	1	1				.579
LEFT	.255		51		13	3	0	0	6	3	1	0	3	7				.291
Young	.340	26	103	14	35	7	1	4	18	0	2	2	3	16	0	2	2	.364
Baker	.000	7	0	0	0	0	0	0	0	0	0	0	0	0	0	0	0	.000
Blackburn	.000	6	0	0	0	0	0	0	0	0	0	0	0	0	0	0	0	.000
Crain	.000	18	0	0	0	0	0	0	0	0	0	0	0	0	0	0	0	.000
Duensing	.000	7	0	0	0	0	0	0	0	0	0	0	0	0	0	0	0	.000
Gabino	.000	1	0	0	0	0	0	0	0	0	0	0	0	0	0	0	0	.000
Guerrier	.000	15	0	0	0	0	0	0	0	0	0	0	0	0	0	0	0	.000
Keppel	.000	14	0	0	0	0	0	0	0	0	0	0	0	0	0	0	0	.000
Liriano	.000	6	0	0	0	0	0	0	0	0	0	0	0	0	0	0	0	.000
Mahay	.000	15	0	0	0	0	0	0	0	0	0	0	0	0	0	0	0	.000
Manship	.000	6	0	0	0	0	0	0	0	0	0	0	0	0	0	0	0	.000
Mijares	.000	17	0	0	0	0	0	0	0	0	0	0	0	0	0	0	0	.000
Nathan	.000	16	0	0	0	0	0	0	0	0	0	0	0	0	0	0	0	.000
Pavano	.000	7	0	0	0	0	0	0	0	0	0	0	0	0	0	0	0	.000
Rauch	.000	16	0	0	0	0	0	0	0	0	0	0	0	0	0	0	0	.000
PITCHERS	.000	32	0	0	0	0	0	0	0	0	0	0	0	0	0	0	0	.000
MINNESOTA	.287	32	1087	168	312	64	6	30	160	15	15	15	108	176	16	10	17	.355
OPPONENTS	.265	32	1099	127	291	52	3	36	122	10	8	12	99	208	21	3	17	.330
DH	.284	32	116	14	33	11	0	0	12	0	2	4	13	22	1	0	0	.370

PITCHER	W	L	ERA	G	GS	CG	SH	SV	IP	H	R	ER	HR	HB	BB	SO	WP	BK	BAA
Baker	3	2	4.05	7	7	0	0	0	40.0	38	19	18	5	1	17	31	1	0	.250
Blackburn	2	2	3.41	6	6	0	0	0	37.0	39	14	14	5	1	3	23	0	0	.269
Crain	3	0	1.13	18	0	0	0	0	16.0	8	2	2	0	2	8	11	0	0	.157
Duensing	3	1	2.70	7	6	0	0	0	36.2	39	12	11	2	0	12	20	0	0	.281
Gabino	0	0	27.00	1	0	0	0	0	1.0	4	3	3	1	0	2	1	0	0	.571
Guerrier	0	0	2.70	15	0	0	0	0	13.1	12	6	4	4	0	5	6	3	0	.222
Keppel	1	0	3.60	14	0	0	0	0	15.0	19	7	6	1	1	5	7	0	0	.306
Liriano	0	1	5.79	6	1	0	0	0	9.1	10	6	6	2	0	7	7	0	0	.286
Mahay	1	0	2.16	15	0	0	0	0	8.1	6	3	2	1	2	3	7	1	0	.194
Manship	1	1	5.84	6	5	0	0	0	24.2	30	17	16	4	1	12	18	2	0	.306
Mijares	0	0	3.48	17	0	0	0	0	10.1	11	4	4	1	1	3	10	0	0	.268
Nathan	0	1	3.38	16	0	0	0	12	16.0	9	6	6	4	1	7	20	2	0	.158
Pavano	3	2	5.06	7	7	0	0	0	42.2	54	25	24	5	1	9	35	1	0	.303
Rauch	4	1	1.84	16	0	0	0	0	14.2	12	3	3	1	1	6	12	0	0	.245
MINNESOTA	21	11	3.76	32	32	0	3	12	285.0	291	127	119	36	12	99	208	10	0	.265
OPPONENTS	11	21	4.88	32	32	1	0	8	282.0	312	168	153	30	15	108	176	9	2	.287

# TWINS AFTER THE ALL-STAR BREAK

PLAYER	AVG	G	AB	R	H	2B	3B	HR	RBI	SH	SF	HB	BB	SO	SB	CS	E	OBP
Buscher	.306	15	36	6	11	1	0	0	3	0	0	1	4	8	0	0	1	.390
Cabrera	.289	59	242	42	70	13	3	5	36	1	6	0	11	32	2	0	11	.313
Casilla	.222	46	117	17	26	4	2	0	12	1	1	2	14	15	9	0	0	.313
RIGHT	.241		29		7	0	1	0	4	0	0	0	6	2				.371
LEFT	.216		88		19	4	1	0	8	1	2	8	13					.293
Crede	.198	22	81	10	16	5	0	1	8	0	0	0	7	13	0	0	2	.261
Cuddyer	.278	71	284	43	79	15	2	18	47	0	0	4	17	53	2	0	2	.328
Gomez	.219	60	128	23	28	4	2	1	10	5	0	3	8	33	7	3	1	.281
Harris	.234	47	141	14	33	7	0	1	11	1	2	2	11	22	0	1	6	.295
Huber	.500	1	2	0	1	0	0	0	0	0	0	0	0	0	0	0	0	.500
Kubel	.286	69	241	35	69	15	1	14	58	0	4	2	32	49	1	0	0	.369
Mauer	.358	74	282	45	101	17	0	13	47	0	0	1	41	28	3	0	1	.441
Morales	.269	22	52	4	14	2	0	0	3	0	1	0	8	12	0	0	1	.361
RIGHT	.400		5		2	2	0	0	0	0	0	0	0	0				.400
LEFT	.255		47		12	0	0	0	3	0	1	0	8	12				.357
Morneau	.201	47	174	26	35	8	0	9	30	0	1	0	28	29	0	0	2	.310
Punto	.256	62	180	30	46	11	1	1	22	6	2	0	29	39	8	2	2	.355
RIGHT	.258		62		16	3	0	1	7	2	1	0	9	11				.347
LEFT	.254		118		30	8	1	0	15	4	1	0	20	28				.360
Redmond	.239	15	46	4	11	1	1	0	3	0	0	0	3	9	0	0	0	.286
Span	.331	72	287	47	95	11	6	3	37	5	4	5	32	45	7	5	2	.402
Tolbert	.333	23	69	9	23	4	1	1	7	4	1	0	4	8	1	2	2	.365
RIGHT	.556		18		10	1	1	1	1	1	0	0	1	1				.579
LEFT	.255		51		13	3	0	0	6	3	1	0	3	7				.291
Young	.300	52	203	30	61	10	2	9	35	0	3	2	6	33	0	3	3	.322
Baker	.000	16	0	0	0	0	0	0	0	0	0	0	0	0	0	0	0	.000
Blackburn	.000	15	0	0	0	0	0	0	0	0	0	0	0	0	0	0	0	.000
Crain	.000	33	0	0	0	0	0	0	0	0	0	0	0	0	0	0	0	.000
Dickey	.000	7	0	0	0	0	0	0	0	0	0	0	0	0	0	0	1	.000
Duensing	.000	20	0	0	0	0	0	0	0	0	0	0	0	0	0	0	0	.000
Gabino	.000	2	0	0	0	0	0	0	0	0	0	0	0	0	0	0	1	.000
Guerrier	.000	35	0	0	0	0	0	0	0	0	0	0	0	0	0	0	0	.000
Humber	.000	4	0	0	0	0	0	0	0	0	0	0	0	0	0	0	1	.000
Keppel	.000	32	0	0	0	0	0	0	0	0	0	0	0	0	0	0	0	.000
Liriano	.000	11	0	0	0	0	0	0	0	0	0	0	0	0	0	0	0	.000
Mahay	.000	16	0	0	0	0	0	0	0	0	0	0	0	0	0	0	0	.000
Manship	.000	11	0	0	0	0	0	0	0	0	0	0	0	0	0	0	0	.000
Mijares	.000	38	0	0	0	0	0	0	0	0	0	0	0	0	0	0	0	.000
Mulvey	.000	2	0	0	0	0	0	0	0	0	0	0	0	0	0	0	0	.000
Nathan	.000	34	0	0	0	0	0	0	0	0	0	0	0	0	0	0	1	.000
Pavano	.000	12	0	0	0	0	0	0	0	0	0	0	0	0	0	0	0	.000
Perkins	.000	5	0	0	0	0	0	0	0	0	0	0	0	0	0	0	1	.000
Rauch	.000	17	0	0	0	0	0	0	0	0	0	0	0	0	0	0	0	.000
Swarzak	.000	6	0	0	0	0	0	0	0	0	0	0	0	0	0	0	0	.000
PITCHERS	.000	74	0	0	0	0	0	0	0	0	0	0	0	0	0	0	5	.000
MINNESOTA	.280	74	2565	385	719	128	21	76	369	23	25	22	255	428	40	16	41	.347
OPPONENTS	.281	74	2602	362	730	118	16	87	348	18	27	27	221	492	51	10	39	.340
DH	.299	74	281	39	84	17	1	10	51	0	3	4	37	48	2	0	0	.385

PITCHER	W	L	ERA	G	GS	CG	SH	SV	IP	H	R	ER	HR	HB	BB	SO	WP	BK	BAA
Baker	8	2	3.28	16	16	1	1	0	98.2	88	37	36	10	3	27	80	1	0	.235
Blackburn	3	7	5.47	15	15	0	0	0	82.1	111	53	50	15	2	12	44	1	0	.323
Crain	5	1	2.91	33	0	0	0	0	34.0	26	11	11	0	5	15	30	0	0	.217
Dickey	0	0	13.00	7	0	0	0	0	9.0	17	14	13	3	0	8	4	1	0	.395
Duensing	5	2	3.36	20	9	0	0	0	72.1	74	30	27	5	2	26	49	1	0	.266
Gabino	0	0	17.18	2	1	0	0	0	3.2	9	7	7	1	0	5	2	0	0	.450
Guerrier	1	1	2.29	35	0	0	0	1	35.1	29	11	9	5	1	8	20	3	0	.216
Humber	0	0	3.86	4	0	0	0	0	4.2	6	2	2	0	0	6	5	0	0	.333
Keppel	1	1	6.05	32	0	0	0	0	41.2	55	29	28	4	3	15	26	2	0	.325
Liriano	1	4	6.75	11	6	0	0	0	34.2	41	27	26	7	1	19	29	0	1	.306
Mahay	1	0	2.00	16	0	0	0	0	9.0	7	3	2	1	2	3	8	1	0	.206
Manship	1	1	5.68	11	5	0	0	0	31.2	39	21	20	4	1	15	21	2	0	.310
Mijares	2	1	2.73	38	0	0	0	0	33.0	27	10	10	4	1	9	30	0	0	.231
Mulvey	0	0	27.00	2	0	0	0	0	1.1	6	4	4	0	0	0	0	1	0	.600
Nathan	1	1	2.88	34	0	0	0	24	34.1	24	11	11	5	2	15	46	3	0	.188
Pavano	5	4	4.64	12	12	0	0	0	73.2	85	39	38	7	3	16	59	1	0	.284
Perkins	2	2	11.00	5	4	0	0	0	18.0	32	23	22	6	0	7	9	0	0	.381
Rauch	5	1	1.72	17	0	0	0	0	15.2	13	3	3	1	1	6	14	0	0	.245
Swarzak	1	4	8.33	6	6	0	0	0	27.0	41	27	25	9	0	9	16	0	0	.350
MINNESOTA	42	32	4.69	74	74	1	5	25	660.0	730	362	344	87	27	221	492	17	1	.281
OPPONENTS	32	42	4.93	74	74	1	1	14	658.2	719	385	361	76	22	255	428	24	3	.280

2009 MAJOR LEAGUE ATTENDANCE SUMMARY

AMERICAN LEAGUE

CLUB	TOTAL	HOME		G	SEASON HIGH		TOTAL	ROAD	
		AVERAGE	DATES		TOTAL	DATE		AVERAGE	DATES
NEW YORK	3,719,358	45,918	81	(81)	49,005	8/06	2,792,495	34,475	81
LOS ANGELES	3,240,386	40,005	81	(81)	44,222	6/19	2,138,637	26,733	80
BOSTON	3,062,699	37,811	81	(81)	38,347	5/21	2,743,392	33,869	81
DETROIT	2,567,186	31,694	81	(81)	44,588	4/10	2,429,043	29,622	82
MINNESOTA	2,416,237	29,466	82	(82)	54,088	10/06	2,251,837	27,800	81
CHICAGO	2,284,163	28,552	80	(81)	39,745	6/28	2,287,139	28,589	80
SEATTLE	2,195,385	27,104	81	(81)	45,958	4/14	2,209,927	27,974	79
TEXAS	2,156,016	27,641	78	(81)	49,916	4/06	2,210,294	27,629	80
BALTIMORE	1,907,163	23,545	81	(81)	49,384	8/01	2,276,693	28,107	81
TORONTO	1,876,129	23,162	81	(81)	48,027	4/06	2,198,482	27,486	80
TAMPA BAY	1,874,962	23,148	81	(81)	36,973	4/13	2,330,935	28,777	81
KANSAS CITY	1,797,887	22,474	80	(81)	39,026	7/03	2,251,755	27,799	81
CLEVELAND	1,766,242	22,357	79	(81)	42,473	4/10	2,255,343	27,844	81
OAKLAND	1,408,783	17,392	81	(81)	36,067	4/10	2,335,884	29,199	80
TOTALS	32,272,596	28,610	1128	(1135)			32,712,216	29,000	1128

NATIONAL LEAGUE

CLUB	TOTAL	HOME		G	SEASON HIGH		TOTAL	ROAD	
		AVERAGE	DATES		TOTAL	DATE		AVERAGE	DATES
LOS ANGELES	3,761,669	46,440	81	(81)	57,099	4/13	2,716,534	33,537	81
PHILADELPHIA	3,600,693	44,453	81	(81)	45,356	8/19	2,460,816	30,760	80
ST. LOUIS	3,343,252	41,275	81	(81)	46,707	4/25	2,576,987	31,815	81
CHICAGO	3,168,859	39,611	80	(80)	41,619	8/14	2,829,432	34,931	81
NEW YORK	3,154,262	38,942	81	(81)	41,315	6/28	2,576,606	31,810	81
MILWAUKEE	3,037,451	37,499	81	(81)	45,455	4/10	2,463,493	30,413	81
SAN FRANCISCO	2,861,113	35,322	81	(81)	43,300	8/12	2,578,982	32,237	80
COLORADO	2,665,080	32,902	81	(81)	49,427	4/10	2,475,081	30,939	80
HOUSTON	2,521,076	31,124	81	(81)	43,827	4/06	2,483,853	30,665	81
ATLANTA	2,373,631	29,304	81	(81)	51,175	7/18	2,560,615	31,613	81
ARIZONA	2,129,056	26,285	81	(81)	48,799	4/06	2,436,614	30,458	80
SAN DIEGO	1,922,603	23,736	81	(81)	45,496	4/06	2,553,655	31,527	81
WASHINGTON	1,817,256	22,716	80	(81)	41,985	6/25	2,538,927	31,345	81
CINCINNATI	1,747,919	21,579	81	(81)	42,234	6/20	2,550,935	31,493	81
PITTSBURGH	1,577,853	19,480	81	(81)	38,593	8/08	2,442,528	30,532	80
FLORIDA	1,464,109	18,771	78	(81)	46,427	6/20	2,461,205	30,385	81
TOTALS	41,145,882	31,871	1291	(1295)			40,706,263	31,531	1291
GRAND TOTALS	73,418,478	30,351	2419	(2430)			73,418,479	30,351	2419

Major League attendance numbers are unofficial

**2009  
OPPONENTS  
AND  
MINOR LEAGUE INFORMATION**





# OPPONENTS

## BALTIMORE ORIOLES

**333 West Camden St., Baltimore, MD 21201**  
**1-888-848-BIRD**  
**P.R. FAX: (410) 547-6272**

Chairman of the Board/CEO .....	Peter G. Angelos
President, Baseball Operations .....	Andy MacPhail
Special Assistant to the President, Baseball Ops .....	Wayne Krivsky
Director, Public Relations .....	Monica Barlow
Manager, Media Relations .....	Jeff Lantz
Coordinator, Baseball Information .....	Jay Moskowitz
Traveling Secretary .....	Phil Itzoe
Stadium (Capacity) .....	Oriole Park at Camden Yards (48,876)
Dimensions (L-C-R) .....	333-410-318



**DAVE TREMBLEY**

Named manager 6/18/07,  
replacing Sam Perlozzo

2009 RECORD ..... 63-88  
 FINISH ..... 5TH, A.L. EAST  
 2009 VS. TWINS ..... 2-3, 400  
 2009 VS. TWINS @ MIN. .... 1-2, 333  
 2009 VS. TWINS @ BAL. .... 2-0, 1,000

### 2009 RECAP

DATE	SITE	W-L	SCORE
5/ 6	BAL.	L	1- 4
5/ 7	BAL.	L	4- 5
8/24	MIN.	W	2- 1
8/25	MIN.	W	7- 6
8/26	MIN.	L	1- 5
<b>TOTALS</b>		<b>2-3</b>	<b>15-21</b>

### LAST MINNESOTA SWEEP

	AT MIN	AT BAL
3-GAME	4/2-4/07	7/22-24/96
4-GAME	NEVER	8/23-26/07

### LAST BALTIMORE SWEEP

	AT MIN	AT BAL
3-GAME	9/7-9/99	8/6-8/02
4-GAME	NEVER	7/1-3/66

### WON-LOST RECORD @ STADIUM

Metropolitan Stadium (1961-81) ..... 68-77  
 Metrodome (1982-09) ..... 73-64  
 Memorial Stadium (1961-91) ..... 88-117  
 Camden Yards (1992-09) ..... 32-45

### ALL-TIME SERIES RESULTS (1961-2009)

YEAR	HOME	ROAD	TOTALS	YEAR	HOME	ROAD	TOTALS	YEAR	HOME	ROAD	TOTALS	YEAR	HOME	ROAD	TOTALS
1961	2-7	5-4	7-11	1974	4-2	2-4	6- 6	1987	4-2	3-3	7- 5	2000	2-4	1-2	3- 6
1962	7-2	5-4	12- 6	1975	4-2	2-4	6- 6	1988	5-1	4-2	9- 3	2001	2-1	1-2	3- 3
1963	6-3	3-6	9- 9	1976	4-2	4-2	8- 4	1989	5-1	3-3	8- 4	2002	1-2	0-3	1- 5
1964	4-5	4-5	8-10	1977	2-3	2-3	4- 6	1990	3-3	3-3	6- 6	2003	2-1	2-2	4- 3
1965	5-4	5-4	10- 8	1978	3-2	2-3	5- 5	1991	5-1	3-3	8- 4	2004	1-2	4-2	5- 4
1966	5-4	3-6	8-10	1979	1-5	3-3	4- 8	1992	3-3	3-3	6- 6	2005	2-1	1-2	3- 3
1967	5-4	5-4	10- 8	1980	1-5	1-5	2-10	1993	3-3	1-5	4- 8	2006	2-1	4-2	6- 3
1968	4-5	4-5	8-10	1981	0-3	0-3	0- 6	1994	4-2	1-2	5- 4	2007	3-0	4-0	7- 0
1969	3-3	1-5	4- 8	1982	3-3	1-5	4- 8	1995	4-2	2-1	6- 3	2008	1-2	2-1	3- 3
1970	3-3	4-2	7- 5	1983	1-5	3-3	4- 8	1996	1-5	4-2	5- 7	2009	2-1	0-2	2- 3
1971	1-5	1-5	2-10	1984	5-1	2-4	7- 5	1997	1-5	0-5	1-10	<b>TOT.</b>	<b>141-141</b>	<b>120-162</b>	<b>261-303</b>
1972	2-4	4-2	6- 6	1985	3-3	3-3	6- 6	1998	2-3	1-4	3- 7				
1973	2-4	2-4	4- 8	1986	3-3	1-5	4- 8	1999	0-3	1-5	1- 8				



# OPPONENTS



**TERRY FRANCONA**  
Named manager 12/4/03,  
replacing Grady Little

2009 RECORD ..... 94-67  
FINISH ..... 2ND, A.L. EAST  
2009 VS. TWINS ..... 4-2, .667  
2009 VS. TWINS @ MIN. .... 2-2, .500  
2009 VS. TWINS @ BOS. .... 2-0, 1.000

## BOSTON RED SOX

4 Yawkey Way, Boston, MA 02215  
(617) 226-6000  
P.R. FAX: (617) 226-6740

Principal Owner..... John Henry  
Chairman..... Tom Werner  
President/Chief Executive Officer..... Larry Lucchino  
Executive Vice President, General Manager..... Theo Epstein  
Director, Media Relations..... Pam Ganley  
Manager, Media Relations..... Leah Tobin  
Coordinator, Baseball Information..... Henry Mahegan  
Traveling Secretary..... Jack McCormick  
Stadium (Capacity)..... Fenway Park (37,373 - Night, 36,945 - Day)  
Dimensions (L-C-R)..... 310-390-302

### 2009 RECAP

DATE	SITE	W-L	SCORE
4/22	BOS.	L	1-10
4/22	BOS.	L	3- 7
5/25	MIN.	L	5- 6
5/26	MIN.	W	5- 2
5/27	MIN.	W	4- 2
5/28	MIN.	L	1- 3
<b>TOTALS</b>		<b>2-4</b>	<b>19-30</b>

### LAST MINNESOTA SWEEP

	AT MIN	AT BOS
3-GAME	6/13-15/06	6/12-15/94
4-GAME	8/1-4/66	7/18-21/91

### LAST BOSTON SWEEP

	AT MIN	AT BOS
3-GAME	7/22-24/75	7/7-9/08
4-GAME	7/3-6/00	8/14-17/97

### WON-LOST RECORD @ STADIUM

Metropolitan Stadium (1961-81) ..... 87-58  
Metrodome (1982-09) ..... 80-58  
Fenway Park (1961-08) ..... 119-162

### ALL-TIME SERIES RESULTS (1961-2009)

YEAR	HOME	ROAD	TOTALS	YEAR	HOME	ROAD	TOTALS	YEAR	HOME	ROAD	TOTALS	YEAR	HOME	ROAD	TOTALS
1961	4-5	3-6	7-11	1974	4-2	2-4	6- 6	1987	4-2	1-5	5- 7	2000	0-4	2-4	2- 8
1962	5-4	3-6	8-10	1975	1-5	1-5	2-10	1988	4-2	1-5	5- 7	2001	2-1	1-2	3- 3
1963	4-5	7-2	11- 7	1976	3-3	2-4	5- 7	1989	2-4	4-2	6- 6	2002	2-1	1-2	3- 3
1964	8-1	5-4	13- 5	1977	3-2	3-2	6- 4	1990	5-1	3-3	8- 4	2003	2-1	2-1	4- 2
1965	9-0	8-1	17- 1	1978	2-3	0-6	2- 9	1991	4-2	5-1	9- 3	2004	2-1	2-1	4- 2
1966	7-2	5-4	12- 6	1979	3-3	0-6	3- 9	1992	5-1	4-2	9- 3	2005	2-1	0-3	2- 4
1967	7-2	4-5	11- 7	1980	3-3	3-3	6- 6	1993	3-3	2-4	5- 7	2006	3-0	2-1	5- 1
1968	5-4	4-5	9- 9	1981	1-2	4-0	5- 2	1994	5-1	3-0	8- 1	2007	1-2	2-2	3- 4
1969	3-3	2-4	5- 7	1982	3-3	3-3	6- 6	1995	2-2	2-3	4- 5	2008	3-1	0-3	3- 4
1970	4-2	1-5	5- 7	1983	4-2	3-3	7- 5	1996	4-2	2-4	6- 6	2009	2-2	0-2	2- 4
1971	3-3	1-5	4- 8	1984	3-3	3-3	6- 6	1997	2-3	1-5	3- 8	<b>TOT.</b>	<b>167-116</b>	<b>119-162</b>	<b>286-278</b>
1972	5-1	3-3	8- 4	1985	3-4	2-3	5- 7	1998	3-2	3-3	6- 5				
1973	3-3	3-3	6- 6	1986	2-4	0-6	2-10	1999	3-3	1-3	4- 6				



Photo Courtesy of Getty Images

# OPPONENTS

## CHICAGO WHITE SOX

333 West 35th St., Chicago, IL 60616  
(312) 674-1000  
P.R. FAX: (312) 674-5116

Chairman ..... Jerry Reinsdorf  
Senior Vice President, General Manager ..... Ken Williams  
Vice President, Assistant General Manager ..... Rick Hahn  
Vice President, Communications ..... Scott Reifert  
Director, Media Relations ..... Bob Beghtol  
Manager, Media Relations ..... Pat O'Connell  
Director of Team Travel ..... Ed Cassin  
Stadium (Capacity) ..... U.S. Cellular Field (40,615)  
Dimensions (L-C-R) ..... 330-400-335



**OZZIE GUILLEN**

Named manager 11/3/03,  
replacing Jerry Manuel

2009 RECORD ..... 79-82  
FINISH ..... 3RD, A.L. CENTRAL  
2009 VS. TWINS ..... 6-12, 333  
2009 VS. TWINS @ MIN. .... 2-7, 222  
2009 VS. TWINS @ CHI. .... 4-5, 444

2009 RECAP			
DATE	SITE	W-L	SCORE
4/10	CHI.	W	12-5
4/11	CHI.	L	0-8
4/12	CHI.	L	1-6
5/19	CHI.	L	2-6
5/20	CHI.	L	4-7
5/21	CHI.	W	20-1
7/10	MIN.	W	6-4
7/11	MIN.	L	7-8
7/12	MIN.	W	13-7
7/27	MIN.	W	4-3
7/28	MIN.	W	5-3
7/29	MIN.	W	3-2

8/31	MIN.	W	4-1
9/1	MIN.	W	4-3
9/2	MIN.	L	2-4
9/21	CHI.	W	7-0
9/22	CHI.	W	8-6
9/23	CHI.	W	8-6
<b>TOTALS</b>		<b>12-6</b>	<b>110-80</b>

LAST MINNESOTA SWEEP			
	AT MIN	AT CHI.	
3-GAME	7/27-28/09	9/21-23/09	
4-GAME	6/9-12/94	6/22-24/79	

LAST CHICAGO SWEEP			
	AT MIN	AT CHI.	
3-GAME	6/29-7/1/04	4/21-23/06	
4-GAME	NEVER	6/6-9/08	

WON-LOST RECORD @ STADIUM			
Metropolitan Stadium (1961-81)	..... 101-70		
Metrodome (1982-09)	..... 114-89		
Comiskey Park (1961-90)	..... 119-114		
U.S. Cellular Field (1991-09)	..... 58-78-1		

### ALL-TIME SERIES RESULTS (1961-2009)

\* - TIE

YEAR	HOME	ROAD	TOTALS	YEAR	HOME	ROAD	TOTALS	YEAR	HOME	ROAD	TOTALS	YEAR	HOME	ROAD	TOTALS
1961	5-4	4-5	*9- 9	1974	6-3	5-4	*11- 7	1987	4-2	3-4	7- 6	2000	2-4	3-3	5- 7
1962	4-5	6-3	10- 8	1975	5-4	4-5	9- 9	1988	5-2	4-2	9- 4	2001	7-2	7-3	14- 5
1963	6-3	4-5	10- 8	1976	5-4	6-3	11- 7	1989	4-2	4-3	8- 5	2002	7-3	4-5	11- 8
1964	6-3	3-6	9- 9	1977	3-4	2-6	5-10	1990	3-4	3-3	6- 7	2003	7-2	3-7	10- 9
1965	5-4	6-3	11- 7	1978	3-5	4-3	7- 8	1991	2-4	3-4	5- 8	2004	4-6	6-3	10- 9
1966	7-2	7-2	14- 4	1979	3-3	5-2	8- 5	1992	4-3	1-5	5- 8	2005	3-6	4-5	7-11
1967	6-3	3-6	9- 9	1980	5-2	3-3	8- 5	1993	1-5	2-5	3-10	2006	5-5	5-4	10-10
1968	5-4	3-6	8-10	1981	3-0	1-2	4- 2	1994	4-0	0-2	4- 2	2007	5-4	4-5	9- 9
1969	8-1	5-4	13- 5	1982	4-3	2-4	6- 7	1995	2-5	1-5	3-10	2008	8-1	2-8	10- 9
1970	5-4	7-2	12- 6	1983	3-3	2-5	5- 8	1996	4-2	3-4	7- 6	2009	7-2	5-4	12- 6
1971	6-3	5-4	11- 7	1984	3-4	2-4	5- 8	1997	3-3	3-3	6- 6	<b>TOT.</b>	<b>215-158</b>	<b>179-196</b>	<b>394-353-3</b>
1972	2-3	4-5	6- 8	1985	3-3	4-3	7- 6	1998	3-3	3-3	6- 6				
1973	3-6	6-3	9- 9	1986	5-2	2-4	7- 6	1999	2-4	1-4-1	*3- 8				



Photo Courtesy of Getty Images

# OPPONENTS



**ERIC WEDGE**  
Named manager 10/29/02,  
replacing Joel Skinner

**2009 RECORD** ..... 65-96  
**FINISH** ..... T-4TH, A.L. CENTRAL  
**2009 VS. TWINS** ..... 8-10, .444  
**2009 VS. TWINS @ MIN.** ..... 3-6, .333  
**2009 VS. TWINS @ CLE.** ..... 5-4, .555

## CLEVELAND INDIANS

**2401 Ontario St., Cleveland, OH 44115**  
**(216) 420-4200**  
**P.R. FAX: (216) 420-4396**

Owner & Chief Executive Officer..... Lawrence J. Dolan  
President..... Paul J. Dolan  
Executive Vice President, General Manager..... Mark Shapiro  
Director, Media Relations..... Bart Swain  
Manager, Media Relations..... Jeff Sibel  
Manager, Media Relations, Admin. and Credentials..... Susie Giuliano  
Director, Team Travel..... Mike Seghi  
Stadium (Capacity)..... Progressive Field (43,545)  
Dimensions (L-C-R)..... 325-400-325

### 2009 RECAP

DATE	SITE	W-L	SCORE
4/24	CLE.	W	5- 1
4/25	CLE.	W	7- 1
4/26	CLE.	L	2- 4
6/ 2	MIN.	W	4- 3
6/ 3	MIN.	L	1-10
6/ 4	MIN.	W	11-3
8/ 4	CLE.	W	10-1
8/ 5	CLE.	L	1- 8
8/ 6	CLE.	L	1- 2
8/14	MIN.	W	11-0
8/15	MIN.	L	3- 7
8/16	MIN.	L	4- 7

9/ 4	CLE.	L	2- 5
9/ 5	CLE.	W	4- 1
9/ 6	CLE.	L	1- 3
9/14	MIN.	W	6- 3
9/15	MIN.	W	5- 4
9/16	MIN.	W	7- 3
<b>TOTALS</b>		<b>10-8</b>	<b>85-66</b>

### WON-LOST RECORD @ STADIUM

Metropolitan Stadium (1961-81)..... 75-70  
Metrodome (1982-09)..... 109-89  
Cleveland Stadium (1961-93)..... 96-116  
Progressive Field (1994-09)..... 50-79

### LAST MINNESOTA SWEEP

	AT MIN	AT CLE
3-GAME	9/14-16/09	6/14-16/91
4-GAME	6/7-10/91	NEVER

### LAST CLEVELAND SWEEP

	AT MIN	AT CLE
3-GAME	9/3-5/07	9/15-17/08
4-GAME	NEVER	7/1-4/94

### ALL-TIME SERIES RESULTS (1961-2009)

YEAR	HOME	ROAD	TOTALS	YEAR	HOME	ROAD	TOTALS	YEAR	HOME	ROAD	TOTALS	YEAR	HOME	ROAD	TOTALS
1961	3-6	5-4	8-10	1974	3-3	3-3	6- 7	1987	6-0	3-3	9- 3	2000	4-2	4-3	8- 5
1962	7-2	5-4	12- 6	1975	4-2	2-1	6- 3	1988	4-2	3-3	7- 5	2001	3-7	2-7	5-14
1963	8-1	5-4	13- 5	1976	1-5	2-4	3- 9	1989	3-3	4-2	7- 5	2002	7-2	4-6	11- 8
1964	6-3	2-7	*8-10	1977	5-0	4-2	9- 2	1990	4-2	1-5	5- 7	2003	4-6	6-3	10- 9
1965	4-5	3-6	7-11	1978	4-1	1-4	5- 5	1991	5-1	5-1	10- 2	2004	7-2	5-5	12- 7
1966	4-5	5-4	9- 9	1979	2-4	2-4	4- 8	1992	4-2	2-4	6- 6	2005	5-4	4-6	9-10
1967	4-5	4-5	8-10	1980	2-4	1-5	3- 9	1993	4-2	4-2	8- 4	2006	6-3	5-5	11- 8
1968	2-7	2-7	4-14	1981	1-2	0-0	1- 2	1994	2-4	1-5	3- 9	2007	2-7	2-7	4-14
1969	4-2	3-3	7- 5	1982	3-3	1-5	4- 8	1995	2-5	2-4	4- 9	2008	7-2	3-6	10- 8
1970	3-3	3-3	6- 6	1983	2-4	4-2	6- 6	1996	2-4	1-6	3-10	2009	6-3	4-5	10- 8
1971	3-3	5-1	8- 4	1984	4-2	1-5	5- 7	1997	1-5	3-3	4- 8	<b>TOT.</b>	<b>184-159</b>	<b>146-195</b>	<b>330-354-1</b>
1972	3-3	1-5	4- 8	1985	4-2	4-2	8- 4	1998	4-2	2-4	6- 6				
1973	2-4	3-3	5- 7	1986	3-3	3-3	6- 6	1999	1-5	2-4	3- 9				



Photo Courtesy of CLEVELAND INDIANS



# OPPONENTS

## DETROIT TIGERS

2100 Woodward Ave., Detroit, MI 48201  
(313) 471-2000  
P.R. FAX: (313) 471-2138

Owner..... Michael Ilitch  
President, Chief Executive Officer & General Manager..... David Dombrowski  
Vice President, Assistant General Manager..... Al Avila  
Vice President, Communications..... Ron Colangelo  
Director, Media Relations..... Brian Britten  
Manager, Media Relations..... Rick Thompson  
Traveling Secretary..... Bill Brown  
Stadium (Capacity)..... Comerica Park (41,782)  
Dimensions (L-C-R)..... 345-420-330



**JIM LEYLAND**  
Named manager 10/4/05,  
replacing Alan Trammell

2009 RECORD..... 85-77  
FINISH..... 2ND, A.L. CENTRAL  
2009 VS. TWINS..... 7-12, 368  
2009 VS. TWINS @ MIN..... 2-8, 200  
2009 VS. TWINS @ DET..... 5-4, 556

### 2009 RECAP

DATE	SITE	W-L	SCORE
5/ 4	DET.	W	7- 2
5/ 5	DET.	L	0- 9
5/12	MIN.	W	6- 2
5/13	MIN.	W	14-10
5/14	MIN.	W	6- 5
7/ 3	MIN.	L	9-11
7/ 4	MIN.	W	4- 3
7/ 5	MIN.	W	6- 2
8/ 7	DET.	L	8-10
8/ 8	DET.	W	11-0
8/ 9	DET.	L	7- 8
9/18	MIN.	W	3- 0

9/19	MIN.	W	6- 2
9/20	MIN.	L	2- 6
9/28	DET.	W	3- 2
9/29	DET.	L	5- 6
9/30	DET.	L	2- 7
10/1	DET.	W	8- 3
10/6	MIN.	W	6- 5
<b>TOTALS</b>		<b>12-7</b>	<b>113-93</b>

### WON-LOST RECORD @ STADIUM

Metropolitan Stadium (1961-81)..... 81-67  
Metrodome (1982-09)..... 114-83  
Tiger Stadium (1961-99)..... 127-125  
Comerica Park (2000-09)..... 48-41

### LAST MINNESOTA SWEEP

	AT MIN	AT DET
3-GAME	5/12-14/09	8/8-10/03
4-GAME	NEVER	9/10-13/04

### LAST DETROIT SWEEP

	AT MIN	AT DET
3-GAME	9/14/16/07	5/16-18/06
4-GAME	NEVER	5/27-29/83

### ALL-TIME SERIES RESULTS (1961-2009)

\* - TIE

YEAR	HOME	ROAD	TOTALS	YEAR	HOME	ROAD	TOTALS	YEAR	HOME	ROAD	TOTALS	YEAR	HOME	ROAD	TOTALS
1961	3-6	4-5	7-11	1974	5-1	4-2	9- 3	1987	2-4	2-4	4- 8	2000	4-3	2-4	6- 7
1962	6-3	7-2	13- 5	1975	3-3	5-1	8- 4	1988	6-0	5-1	11- 1	2001	8-1	7-3	15- 4
1963	6-3	4-5	10- 8	1976	3-3	5-1	8- 4	1989	4-2	3-3	7- 5	2002	9-1	5-3	14- 4
1964	4-5	3-6	7-11	1977	3-2	2-3	5- 5	1990	2-4	4-2	6- 6	2003	8-1	7-3	15- 4
1965	5-4	5-4	10- 8	1978	3-2	3-2	6- 4	1991	5-1	3-3	8- 4	2004	5-5	7-2	12- 7
1966	4-5	3-6	7-11	1979	4-2	4-2	8- 4	1992	4-2	5-1	9- 3	2005	7-2	4-6	11- 8
1967	6-3	4-5	*10- 8	1980	3-3	3-3	6- 6	1993	1-5	5-1	6- 6	2006	6-4	2-7	8-11
1968	5-4	3-6	8-10	1981	3-3	0-6	3- 9	1994	2-1	1-2	3- 3	2007	1-8	5-4	6-12
1969	3-3	3-3	6- 6	1982	2-4	1-5	3- 9	1995	2-4	3-3	5- 7	2008	6-3	5-4	11- 7
1970	4-2	4-2	8- 4	1983	2-4	1-5	3- 9	1996	3-3	3-3	6- 6	2009	8-2	4-5	11- 7
1971	4-2	2-4	6- 6	1984	1-5	5-1	6- 6	1997	5-1	2-3	7- 4	<b>TOT.</b>	<b>195-150</b>	<b>175-166</b>	<b>369-316-1</b>
1972	1-5	2-4	3- 9	1985	4-2	5-1	9- 3	1998	2-4	2-4	4- 8				
1973	3-3	4-2	7- 5	1986	3-3	2-4	5- 7	1999	2-4	4-2	6- 6				




Photo Courtesy of Getty Images

# OPPONENTS



**TREY HILLMAN**  
Named manager 10/19/07,  
replacing Buddy Bell

2009 RECORD ..... 65-96  
FINISH ..... T-4TH, A.L. CENTRAL  
2009 VS. TWINS ..... 6-12, .333  
2009 VS. TWINS @ MIN. .... 4-5, .444  
2009 VS. TWINS @ K.C. .... 2-7, .222

## KANSAS CITY ROYALS

**One Royal Way, Kansas City, MO 64129**  
**(816) 921-8000**  
**P.R. FAX: (816) 921-5775**

Owner/Chief Executive Officer ..... David Glass  
President ..... Dan Glass  
Senior Vice President, General Manager ..... Dayton Moore  
Senior Vice President, Business Operations ..... Kevin Uhlrich  
Vice President, Communications and Broadcasting ..... Mike Swanson  
Director, Media Relations ..... David Holtzman  
Coordinator, Media Services ..... Dina Wathan  
Senior Director, Team Travel ..... Jeff Davenport  
Stadium (Capacity) ..... Kauffman Stadium (38,177)  
Dimensions (L-C-R) ..... 330-410-330

2009 RECAP			
DATE	SITE	W-L	SCORE
5/ 1	MIN.	W	7- 5
5/ 2	MIN.	L	7-10
5/ 3	MIN.	L	5- 7
6/29	K.C.	L	2- 4
6/30	K.C.	W	2- 1
7/ 1	K.C.	W	5- 1
8/11	MIN.	L	6-14
8/12	MIN.	W	7- 1
8/13	MIN.	L	4- 5
8/21	K.C.	W	5- 4
8/22	K.C.	W	8- 7
8/23	K.C.	W	10-3

9/25	K.C.	W	9- 4
9/26	K.C.	W	11-6
9/27	K.C.	L	1- 4
10/2	MIN.	W	10-7
10/3	MIN.	W	5- 4
10/4	MIN.	W	13-4
<b>TOTALS</b>		<b>12-6</b>	<b>117-91</b>

WON-LOST RECORD @ STADIUM		
Metropolitan Stadium (1969-81) .....	59-47	
Metrodome (1982-09) .....	113-90	
Municipal Stadium (1969-72) .....	17-19	
Kauffman Stadium (1973-09) .....	138-139	

LAST MINNESOTA SWEEP		
	AT MIN	AT K.C.
3-GAME	10/2-4	8/21-23/09
4-GAME	6/29-7/2/07	8/3-6/06

LAST KANSAS CITY SWEEP		
	AT MIN	AT K.C.
3-GAME	8/4-6/98	7/29-31/94
4-GAME	5/7-10/99	8/4-7/75

### ALL-TIME SERIES RESULTS (1969-2009)

YEAR	HOME	ROAD	TOTALS	YEAR	HOME	ROAD	TOTALS	YEAR	HOME	ROAD	TOTALS	YEAR	HOME	ROAD	TOTALS
1969	6-3	4-5	10- 8	1980	5-2	3-3	8- 5	1991	2-4	5-2	7- 6	2002	6-3	8-2	14- 5
1970	8-1	5-4	13- 5	1981	1-5	3-4	4- 9	1992	4-3	3-3	7- 6	2003	5-5	3-6	8-11
1971	5-4	4-5	9- 9	1982	4-3	2-4	6- 7	1993	2-4	4-3	6- 7	2004	8-1	4-6	12- 7
1972	5-4	4-5	9- 9	1983	5-1	2-5	7- 6	1994	2-2	2-4	4- 6	2005	6-3	7-3	13- 6
1973	4-5	5-4	9- 9	1984	3-4	4-2	7- 6	1995	2-4	5-2	7- 6	2006	5-4	7-3	12- 7
1974	6-3	4-5	10- 8	1985	4-2	2-5	6- 7	1996	4-3	3-3	7- 6	2007	5-4	4-5	9- 9
1975	6-3	1-8	7-11	1986	5-2	2-4	7- 6	1997	2-4	3-3	5- 7	2008	5-4	7-2	12- 6
1976	4-5	4-5	8-10	1987	4-2	1-6	5- 8	1998	1-5	4-2	5- 7	2009	5-4	7-2	12- 6
1977	3-4	2-6	5-10	1988	3-4	3-3	6- 7	1999	3-4	5-1	8- 5	<b>TOT.</b>	<b>172-137</b>	<b>155-158</b>	<b>327-295</b>
1978	4-4	4-3	8- 7	1989	3-3	3-4	6- 7	2000	4-2	1-5	5- 7				
1979	2-4	4-3	6- 7	1990	4-3	1-5	5- 8	2001	7-3	6-3	13- 6				



# OPPONENTS

## LOS ANGELES ANGELS

**2000 Gene Autry Way, Anaheim, CA 92806**  
**(714) 940-2000**  
**P.R. FAX: (714) 940-2205**

Owner and Chief Executive Officer ..... Arturo "Arte" Moreno  
 President ..... Dennis Kuhl  
 General Manager ..... Tony Reagins  
 Vice President, Communications ..... Tim Mead  
 Director, Communications ..... Nancy Mazmanian  
 Manager, Communications ..... Eric Kay  
 Traveling Secretary ..... Tom Taylor  
 Stadium (Capacity) ..... Angel Stadium of Anaheim (45,281)  
 Dimensions (L-C-R) ..... 365-400-365



**MIKE SCIOSCIA**  
 Named manager 11/18/99,  
 replacing Terry Collins

**2009 RECORD** ..... 96-65  
**FINISH** ..... 1ST, A.L. WEST  
**2009 VS. TWINS** ..... 6-4, .600  
**2009 VS. TWINS @ MIN.** ..... 3-3, .500  
**2009 VS. TWINS @ L.A.A.** ..... 1-3, .250

### 2009 RECAP

DATE	SITE	W-L	SCORE
4/17	MIN.	W	11-9
4/18	MIN.	W	9- 2
4/19	MIN.	W	3- 1
7/23	LAA.	L	5- 6
7/24	LAA.	L	3- 6
7/25	LAA.	L	5-11
7/26	LAA.	W	10-1
7/31	MIN.	L	5-11
8/ 1	MIN.	L	6-11
8/ 2	MIN.	L	4-13
<b>TOTALS</b>		<b>4-6</b>	<b>61-71</b>

### LAST MINNESOTA SWEEP

	AT MIN	AT L.A.
3-GAME	4/17-19/09	8/6-8/96
4-GAME	9/27-30/93	9/22-25/88

### LAST LOS ANGELES SWEEP

	AT MIN	AT L.A.
3-GAME	7/31-8/2/09	8/10-12/07
4-GAME	7/17-19/64	NEVER

### WON-LOST RECORD @ STADIUM


Metropolitan Stadium (1961-81) ..... 83-89  
 Metrodome (1982-09) ..... 75-82  
 Wrigley Field (1961) ..... 4-5  
 Dodger Stadium (1962-65) ..... 19-17  
 Angel Stadium (1966-09) ..... 134-146

### ALL-TIME SERIES RESULTS (1961-2009)

YEAR	HOME	ROAD	TOTALS	YEAR	HOME	ROAD	TOTALS	YEAR	HOME	ROAD	TOTALS	YEAR	HOME	ROAD	TOTALS
1961	5-3	4-5	9- 8	1974	7-2	3-6	10- 8	1987	3-4	2-4	5- 8	2000	1-5	2-2	3- 7
1962	3-6	6-3	9- 9	1975	5-4	5-4	10- 8	1988	4-2	5-2	9- 4	2001	2-1	4-2	6- 3
1963	4-5	5-4	9- 9	1976	4-5	6-3	10- 8	1989	1-6	1-5	2-11	2002	3-3	2-1	5- 4
1964	2-7	4-5	6-12	1977	6-2	2-5	8- 7	1990	3-3	1-6	4- 9	2003	2-1	2-4	4- 5
1965	5-4	4-5	9- 9	1978	1-6	2-6	3-12	1991	2-5	3-3	5- 8	2004	3-3	1-2	4- 5
1966	4-5	3-6	7-11	1979	2-5	2-4	4- 9	1992	5-1	6-1	11- 2	2005	3-4	1-2	4- 6
1967	5-4	6-3	11- 7	1980	4-2	2-5	6- 7	1993	6-1	3-3	9- 4	2006	1-2	1-2	2- 4
1968	5-4	6-3	11- 7	1981	2-2	1-1	3- 3	1994	1-2	2-1	3- 3	2007	2-1	1-5	3- 6
1969	6-3	5-4	11- 7	1982	3-3	3-4	6- 7	1995	3-4	2-4	5- 8	2008	1-3	2-2	3- 5
1970	4-5	6-3	10- 8	1983	2-5	5-1	7- 6	1996	5-1	3-3	8- 4	2009	3-3	1-3	4- 6
1971	1-8	5-4	6-12	1984	4-2	5-2	9- 4	1997	4-2	3-2	7- 4	<b>TOT.</b>	<b>159-168</b>	<b>157-168</b>	<b>315-339</b>
1972	4-2	4-5	8- 7	1985	2-5	2-4	4- 9	1998	2-4	3-2	5- 6				
1973	4-5	4-5	8-10	1986	3-3	3-4	6- 7	1999	1-3	3-3	4- 6				



# OPPONENTS



**JOE GIRARDI**  
Named manager 10/30/07,  
replacing Joe Torre

2009 RECORD .....	102-59
FINISH .....	1ST, A.L. EAST
2009 VS. TWINS .....	7-0, 1,000
2009 VS. TWINS @ MIN. ....	4-0, 1,000
2009 VS. TWINS @ N.Y. ....	3-0, 1,000

## NEW YORK YANKEES

**One East 161st Street, Bronx, NY 10451**  
**(718) 293-4300**  
**P.R. FAX: (718) 293-8414**

Principal Owner/Chairperson.....	George M. Steinbrenner III
Managing General Partner/Co-Chairperson.....	Harold Z. Steinbrenner
General Partner/Co-Chairperson.....	Henry G. Steinbrenner
President.....	Randy Levine
Senior Vice President and General Manager.....	Brian Cashman
Director, Media Relations/Publicity.....	Jason Zillo
Managers, Media Relations/Publicity .....	Michael Margolis, Jason Latimer
Traveling Secretary.....	Ben Tuliebitz
Stadium (Capacity).....	Yankee Stadium (57,545)
Dimensions (L-C-R) .....	318-408-314

### 2009 RECAP

DATE	SITE	W-L	SCORE
5/15	NYN.	L	4- 5
5/16	NYN.	L	4- 6
5/17	NYN.	L	2- 3
5/18	NYN.	L	6- 7
7/ 7	MIN.	L	2-10
7/ 8	MIN.	L	3- 4
7/ 9	MIN.	L	4- 6
<b>TOTALS</b>		<b>0-7</b>	<b>25-41</b>

### LAST MINNESOTA SWEEP

	AT MIN	AT N.Y.
3-GAME	9/6-8/91	8/9-11/68
4-GAME	7/3-5/67	NEVER

### LAST NEW YORK SWEEP

	AT MIN	AT N.Y.
3-GAME	7/7-9/09	7/21-23/08
4-GAME	4/18-21/03	5/15-18/09

### WON-LOST RECORD @ STADIUM

Metropolitan Stadium (1961-81) .....	69-77
Metrodome (1982-09).....	64-77
Yankee Stadium (1961-73;76-08).....	103-159
Shea Stadium (1974-75) .....	4-7
Yankee Stadium (2009).....	0-4

### ALL-TIME SERIES RESULTS (1961-2009)

YEAR	HOME	ROAD	TOTALS	YEAR	HOME	ROAD	TOTALS	YEAR	HOME	ROAD	TOTALS	YEAR	HOME	ROAD	TOTALS
1961	3-6	1-8	4-14	1974	2-4	2-4	4- 8	1987	4-2	2-4	6- 6	2000	2-2	3-3	5- 5
1962	3-6	4-5	7-11	1975	2-5	2-3	4- 8	1988	1-5	2-4	3- 9	2001	2-1	2-1	4- 2
1963	3-6	3-5	6-11	1976	1-5	1-5	2-10	1989	3-3	3-3	6- 6	2002	0-3	0-3	0- 6
1964	3-6	5-4	8-10	1977	1-4	1-4	2- 8	1990	3-3	3-3	6- 6	2003	0-4	0-3	0- 7
1965	7-2	6-3	13- 5	1978	1-4	2-3	3- 7	1991	6-0	4-2	10- 2	2004	2-1	0-3	2- 4
1966	4-5	4-5	8-10	1979	4-2	3-3	7- 5	1992	3-3	4-2	7- 5	2005	2-1	1-2	3- 3
1967	8-1	4-5	*12- 6	1980	2-4	2-4	4- 8	1993	2-4	2-4	4- 8	2006	2-1	1-2	3- 3
1968	4-5	8-1	12- 6	1981	1-2	2-1	3- 3	1994	4-2	0-3	4- 5	2007	1-2	1-3	2- 5
1969	6-0	4-2	10- 2	1982	1-5	1-5	2- 1	1995	1-2	2-2	3- 4	2008	4-3	0-3	4- 6
1970	4-2	1-5	5- 7	1983	3-3	1-5	4- 8	1996	3-4	2-3	5- 7	2009	0-3	0-4	0- 7
1971	5-1	3-3	8- 4	1984	5-1	3-3	8- 4	1997	1-5	2-3	3- 8	<b>TOT.</b>	<b>133-154</b>	<b>107-170</b>	<b>240-324</b>
1972	3-3	3-3	6- 6	1985	3-3	0-6	3- 9	1998	3-2	1-5	4- 7				
1973	2-4	1-5	3- 9	1986	1-5	3-3	4- 8	1999	2-4	2-2	4- 6				

\* - TIE



Photo Courtesy of Getty Images



# OPPONENTS

## OAKLAND ATHLETICS

**7000 Coliseum Way, Oakland, CA 94621**  
**(510) 638-4900**  
**P.R. FAX: (510) 562-1633**

Owner, Managing Partner.....Lew Wolff  
 President.....Michael P. Crowley  
 Vice President, General Manager.....Billy Beane  
 Director, Public Relations.....Bob Rose  
 Manager, Baseball Information.....Mike Selleck  
 Manager, Player and Media Relations.....Kristy Fick  
 Manager, Media Services.....Debbie Gallas  
 Director, Team Travel.....Mickey Morabito  
 Stadium (Capacity).....Oakland-Alameda County Coliseum (35,067)  
 Dimensions (L-C-R).....330-400-330



**BOB GEREN**  
 Named manager 11/17/06,  
 replacing Ken Macha

**2009 RECORD** .....75-86  
**FINISH** .....4TH, A.L. WEST  
**2009 VS. TWINS** .....6-4, 600  
**2009 VS. TWINS @ MIN.** .....2-1, 667  
**2009 VS. TWINS @ OAK.** .....4-3, 571

### 2009 RECAP

DATE	SITE	W-L	SCORE
6/ 8	OAK.	L	3- 4
6/ 9	OAK.	W	10-5
6/10	OAK.	W	6- 3
6/11	OAK.	L	3- 4
7/20	OAK.	L	13-14
7/21	OAK.	W	3- 2
7/22	OAK.	L	1-16
9/11	MIN.	L	5-12
9/12	MIN.	L	2- 4
9/13	MIN.	W	8- 0
<b>TOTALS</b>		<b>4-6</b>	<b>54-64</b>

### LAST MINNESOTA SWEEP

	AT MIN	AT OAK
3-GAME	4/11-13/06	7/18-20/97
4-GAME	7/12-15/07	8/13-15/93

### LAST OAKLAND SWEEP

	AT MIN	AT OAK
3-GAME	4/28-30/00	8/30-9/1/02
4-GAME	4/9-12/81	NEVER

### WON-LOST RECORD @ STADIUM


Metropolitan Stadium (1968-81) ..... 69-46  
 Metrodome (1982-09) ..... 86-71  
 Oak/McAfee Coliseum (1968-09) ..... 120-149

### ALL-TIME SERIES RESULTS (1968-2009)

YEAR	HOME	ROAD	TOTALS	YEAR	HOME	ROAD	TOTALS	YEAR	HOME	ROAD	TOTALS	YEAR	HOME	ROAD	TOTALS
1968	5-4	3-6	8-10	1979	5-2	4-2	9- 4	1990	4-2	2-5	6- 7	2001	3-3	2-1	5- 4
1969	7-2	6-3	13- 5	1980	4-2	2-5	6- 7	1991	5-2	3-3	8- 5	2002	1-2	2-4	3- 6
1970	6-3	7-2	13- 5	1981	2-5	0-3	2- 8	1992	2-4	3-4	5- 8	2003	6-0	2-1	8- 1
1971	4-5	4-5	8-10	1982	1-5	2-5	3-10	1993	3-4	5-1	8- 5	2004	1-3	1-2	2- 5
1972	6-3	2-6	8- 9	1983	2-5	2-4	4- 9	1994	0-3	2-2	2- 5	2005	1-3	2-1	3- 4
1973	7-2	7-2	14- 4	1984	5-1	3-4	8- 5	1995	3-3	2-4	5- 7	2006	5-1	1-3	6- 4
1974	3-6	2-7	5-13	1985	7-2	1-3	8- 5	1996	4-3	2-4	6- 7	2007	4-0	1-2	5- 2
1975	3-6	3-6	6-12	1986	3-3	3-4	6- 7	1997	3-2	4-2	7- 4	2008	2-1	3-4	5- 5
1976	8-1	3-6	11- 7	1987	7-0	3-3	10- 3	1998	1-4	3-3	4- 7	2009	1-2	3-4	4- 6
1977	5-2	3-4	8- 6	1988	2-4	3-4	5- 8	1999	5-1	2-4	7- 5	<b>TOT.</b>	<b>155-117</b>	<b>120-149</b>	<b>275-266</b>
1978	4-3	5-3	9- 6	1989	4-3	2-4	6- 7	2000	1-5	4-2	5- 7				



# OPPONENTS



**DON WAKAMATSU**  
Named manager 11/19/08,  
replacing Jim Riggleman

2009 RECORD .....84-77  
FINISH .....3RD, A.L. WEST  
2009 VS. TWINS .....5-5, 500  
2009 VS. TWINS @ MIN. ....3-4, 429  
2009 VS. TWINS @ SEA. ....2-1, 667

## SEATTLE MARINERS

**P.O. Box 4100, Seattle, WA 98194**  
**(206) 346-4000**  
**P.R. FAX: (206) 346-4400**

Chairman and Chief Executive Officer.....Howard Lincoln  
President.....Chuck Armstrong  
Executive Vice President, Baseball Operations/General Manager.....Jack Zduriencik  
Director, Baseball Information.....Tim Neely  
Manager, Baseball Information.....Jeff Evans  
Coordinator, Baseball Information.....Kelly Munro  
Director, Team Travel.....Ron Spelley  
Stadium (Capacity).....Safeco Field (47,116)  
Dimensions (L-C-R).....331-405-326

### 2009 RECAP

DATE	SITE	W-L	SCORE
4/ 6	MIN.	L	1- 6
4/ 7	MIN.	W	6- 5
4/ 8	MIN.	W	6- 5
4/ 9	MIN.	L	0- 2
5/ 8	MIN.	W	11- 0
5/ 9	MIN.	W	9- 6
5/10	MIN.	L	3- 5
6/ 5	SEA.	W	2- 1
6/ 6	SEA.	L	1- 2
6/ 7	SEA.	L	2- 4
<b>TOTALS</b>		<b>5-5</b>	<b>41-36</b>

### LAST MINNESOTA SWEEP

	AT MIN	AT SEA
3-GAME	8/15-17/08	4/17-19/07
4-GAME	4/25-28/91	NEVER

### LAST SEATTLE SWEEP

	AT MIN	AT SEA
3-GAME	9/13-15/96	7/27-29/01
4-GAME	5/29-6/1/03	NEVER

### WON-LOST RECORD @ STADIUM

Metropolitan Stadium (1977-81) .....17-18-1  
Metrodome (1982-09) .....86-71  
Kingdome (1977-99) .....61-75  
Safeco Field (1999-09) .....21-30

### ALL-TIME SERIES RESULTS (1977-2009)

\* - TIE

YEAR	HOME	ROAD	TOTALS	YEAR	HOME	ROAD	TOTALS	YEAR	HOME	ROAD	TOTALS	YEAR	HOME	ROAD	TOTALS
1977	4-4	3-4	7- 8	1986	3-3	3-4	6- 7	1995	2-4	2-4	4- 8	2004	3-0	2-4	5- 4
1978	3-4	3-5	6- 9	1987	6-1	3-3	9- 4	1996	1-5	5-1	6- 6	2005	3-1	3-3	6- 4
1979	5-2	5-1	10- 3	1988	4-2	4-3	8- 5	1997	2-4	3-2	5- 6	2006	4-1	1-2	5- 3
1980	3-3	4-3	7- 6	1989	6-1	1-5	7- 6	1998	0-6	2-3	2- 9	2007	1-2	5-1	6- 3
1981	2-5	1-1	*3- 6	1990	3-3	3-4	6- 7	1999	3-3	1-5	4- 8	2008	3-0	2-4	5- 4
1982	3-3	2-5	5- 8	1991	7-0	2-4	9- 4	2000	2-4	1-5	3- 9	2009	4-3	1-2	5- 5
1983	4-3	5-1	9- 4	1992	5-1	3-4	8- 5	2001	1-5	0-3	1- 8	<b>TOT.</b>	<b>103-89-1</b>	<b>82-105</b>	<b>185-190-1</b>
1984	4-2	3-4	7- 6	1993	2-5	2-4	4- 9	2002	2-1	3-3	5- 4				
1985	5-2	1-5	6- 7	1994	2-1	1-2	3- 3	2003	1-5	2-1	3- 6				



# OPPONENTS

## TAMPA BAY RAYS

**One Tropicana Drive, St. Petersburg, FL 33705**  
**(727) 825-3137**  
**P.R. FAX: (727) 825-3111**

Principle Owner.....Stuart Sternberg  
 President.....Matt Silverman  
 Executive Vice President, Baseball Operations.....Andrew Friedman  
 Senior Vice President, Baseball Operations.....Gerry Hunsicker  
 Vice President, Communications.....Rick Vaughn  
 Director, Communications.....Chris Costello  
 Manager, Communications.....Carmen Molina  
 Traveling Secretary.....Jeff Ziegler  
 Stadium (Capacity).....Tropicana Field (36,973)  
 Dimensions (L-C-R).....315-404-322



**JOE MADDON**  
 Named manager 11/15/05,  
 replacing Lou Piniella

2009 RECORD .....84-77  
 FINISH .....3RD, A.L. EAST  
 2009 VS. TWINS .....3-3, .500  
 2009 VS. TWINS @ MIN. ....1-2, .333  
 2009 VS. TWINS @ T.B. ....2-1, .667

### 2009 RECAP

DATE	SITE	W-L	SCORE
4/27	MIN.	L	1- 7
4/28	MIN.	W	4- 3
4/29	MIN.	W	8- 3
5/29	T.B.	L	3- 5
5/30	T.B.	L	2- 5
5/31	T.B.	W	3- 2
<b>TOTALS</b>		<b>3-3</b>	<b>21-25</b>

### LAST MINNESOTA SWEEP

	AT MIN	AT T.B.
3-GAME	7/1-3/05	5/6-8/05
4-GAME	7/17-20/06	NEVER

### LAST TAMPA BAY SWEEP

	AT MIN	AT T.B.
3-GAME	NEVER	NEVER
4-GAME	NEVER	8/10-13/01

### WON-LOST RECORD @ STADIUM


Metrodome (1998-09) .....31-17  
 Tropicana Field (1998-09) .....22-22

### ALL-TIME SERIES RESULTS (1998-2009)

YEAR	HOME	ROAD	TOTALS	YEAR	HOME	ROAD	TOTALS	YEAR	HOME	ROAD	TOTALS	YEAR	HOME	ROAD	TOTALS
1998	4-2	3-2	7- 4	2002	4-0	1-2	5- 2	2006	4-0	2-1	6- 1	2009	2-1	1-2	3- 3
1999	1-3	4-2	5- 5	2003	3-0	3-0	6- 0	2007	2-2	1-2	3- 4	TOT.	31-17	22-22	53-39
2000	3-3	1-3	4- 6	2004	3-3	1-2	4- 5	2008	1-1	2-2	3- 3				
2001	1-2	0-4	1- 6	2005	3-0	3-0	6- 0								



# OPPONENTS



## RON WASHINGTON

Named manager 11/6/06,  
replacing Buck Showalter

2009 RECORD .....	87-74
FINISH .....	2ND, A.L. WEST
2009 VS. TWINS .....	4-6, .400
2009 VS. TWINS @ MIN. ....	1-2, .333
2009 VS. TWINS @ TEX. ....	3-4, .429

## TEXAS RANGERS

1000 Ballpark Way, Suite 400, Arlington, TX 76011  
(817) 273-5222  
P.R. FAX: (817) 273-5110

Owner and Chairman of the Board.....	Thomas O. Hicks
President .....	Nolan Ryan
Executive Vice President/General Manager .....	Jon Daniels
Executive Vice President, Communications .....	John Blake
Senior Director, Baseball Media Relations .....	Rich Rice
Manager, Baseball Media Relations .....	Court Berry-Tripp
Director, Travel .....	Chris Lyngos
Stadium (Capacity) .....	Rangers Ballpark in Arlington (49,200)
Dimensions (L-C-R) .....	332-400-325

### 2009 RECAP

DATE	SITE	W-L	SCORE
7/17	TEX.	W	5- 3
7/18	TEX.	W	4- 1
7/19	TEX.	L	3- 5
8/17	TEX.	L	5- 8
8/18	TEX.	W	9- 6
8/19	TEX.	W	5- 4
8/20	TEX.	L	1-11
8/28	MIN.	W	3- 2
8/29	MIN.	L	0- 3
8/30	MIN.	W	5- 3
<b>TOTALS</b>		<b>6-4</b>	<b>40-46</b>

### LAST MINNESOTA SWEEP

	AT MIN	AT TEX
3-GAME	9/17-19/07	9/7-9/76
4-GAME	NEVER	NEVER

### LAST TEXAS SWEEP

	AT MIN	AT TEX
3-GAME	4/25-27/97	7/8-10/03
4-GAME	4/22-25/99	6/26-28/87

### WON-LOST RECORD @ STADIUM

Metropolitan Stadium (1972-81) .....	42-37
Metrodome (1982-09) .....	85-70
Arlington Stadium (1972-93) .....	71-86
Rangers Ballpark (1994-09) .....	38-46

### ALL-TIME SERIES RESULTS (1972-2009)

YEAR	HOME	ROAD	TOTALS	YEAR	HOME	ROAD	TOTALS	YEAR	HOME	ROAD	TOTALS	YEAR	HOME	ROAD	TOTALS
1972	7-2	4-5	11-7	1982	4-3	1-5	5- 8	1992	3-4	3-3	6- 7	2002	4-2	2-1	6- 3
1973	6-3	6-3	12- 6	1983	2-4	3-4	5- 8	1993	4-2	3-4	7- 6	2003	3-0	2-4	5- 4
1974	5-4	4-5	9- 9	1984	5-2	3-3	8- 5	1994	1-2	3-3	4- 5	2004	3-0	2-2	5- 2
1975	2-7	6-3	8-10	1985	5-1	3-4	8- 5	1995	3-3	2-5	5- 8	2005	2-4	1-2	3- 6
1976	6-3	5-4	11- 7	1986	4-3	2-4	6- 7	1996	3-3	4-2	7- 5	2006	1-2	3-3	4- 5
1977	4-3	4-4	8- 7	1987	5-1	1-6	6- 7	1997	1-4	2-4	3- 8	2007	5-1	2-1	7- 2
1978	3-5	3-4	6- 9	1988	3-4	4-2	7- 6	1998	3-2	4-2	7- 4	2008	4-3	1-2	5- 5
1979	0-6	4-3	4- 9	1989	2-4	3-4	5- 8	1999	0-6	0-6	0-12	2009	2-1	4-3	6- 4
1980	6-1	3-2	9- 3	1990	4-3	1-5	5- 8	2000	5-1	3-3	8- 4	<b>TOT.</b>	<b>127-107</b>	<b>109-132</b>	<b>236-239</b>
1981	3-3	2-5	5- 8	1991	3-3	3-4	6- 7	2001	1-2	3-3	4- 5				






# OPPONENTS

## TORONTO BLUE JAYS

**1 Blue Jays Way, Toronto, Ontario M5V 1J1 Canada**  
**(416) 341-1302**  
**P.R. FAX: (416) 341-1250**

Vice Chairman, Rogers Communication Inc.....Phil Lind  
 President & Chief Executive Officer, Rogers Media.....Tony Viner  
 Senior Vice President, Baseball Ops./General Manager.....TBD  
 Vice President, Communications.....Jay Stenhouse  
 Manager, Baseball Information.....Mal Romanin  
 Manager, Communications.....Nadia Flaim  
 Manager, Team Travel.....Mike Shaw  
 Stadium (Capacity).....Rogers Centre (49,539)  
 Dimensions (L-C-R).....328-400-328



**CITO GASTON**  
 Named manager 6/20/08,  
 replacing John Gibbons

**2009 RECORD** .....75-86  
**FINISH** .....4TH, A.L. EAST  
**2009 VS. TWINS** .....5-3, 6.25  
**2009 VS. TWINS @ MIN.** .....3-1, 7.50  
**2009 VS. TWINS @ TOR.** .....2-2, .500

### 2009 RECAP

DATE	SITE	W-L	SCORE
4/13	MIN.	L	6- 8
4/14	MIN.	W	3- 2
4/15	MIN.	L	2-12
4/16	MIN.	L	2- 9
9/ 7	TOR.	W	6- 3
9/ 8	TOR.	W	4- 1
9/ 9	TOR.	L	2- 3
<b>TOTALS</b>		<b>3-5</b>	<b>28-44</b>

### LAST MINNESOTA SWEEP

	AT MIN	AT TOR
3-GAME	7/26-28/02	4/11-13/03
4-GAME	7/21-23/79	NEVER

### LAST TORONTO SWEEP


	AT MIN	AT TOR
3-GAME	5/13-15/08	9/2-4/08
4-GAME	NEVER	NEVER

### WON-LOST RECORD @ STADIUM

Metropolitan Stadium (1977-81) .....20-5  
 Metrodome (1982-09) .....62-79  
 Exhibition Stadium (1977-5/89) .....30-40  
 Rogers Centre (June, 1989-08) .....35-57

### ALL-TIME SERIES RESULTS (1977-2009)

YEAR	HOME	ROAD	TOTALS	YEAR	HOME	ROAD	TOTALS	YEAR	HOME	ROAD	TOTALS	YEAR	HOME	ROAD	TOTALS
1977	5-0	4-1	9- 1	1986	3-3	1-5	4- 8	1995	0-2	1-2	1- 4	2004	2-1	2-1	4- 2
1978	3-2	3-2	6- 4	1987	2-4	1-5	3- 9	1996	4-2	4-3	8- 5	2005	2-1	2-1	4- 2
1979	6-0	5-1	11- 1	1988	4-2	3-3	7- 5	1997	2-4	1-4	3- 8	2006	1-3	1-2	2- 5
1980	3-3	4-2	7- 5	1989	6-0	3-3	9- 3	1998	3-3	1-4	4- 7	2007	4-3	0-3	4- 6
1981	3-0	2-1	5- 1	1990	0-6	3-3	3- 9	1999	3-3	1-3	4- 6	2008	0-3	0-3	0- 6
1982	3-3	2-4	5- 7	1991	2-4	2-4	4- 8	2000	2-1	3-3	5- 4	2009	1-3	2-2	3- 5
1983	3-3	2-4	5- 7	1992	3-3	2-4	5- 7	2001	1-3	1-2	2- 5	<b>TOT.</b>	<b>83-87</b>	<b>65-97</b>	<b>147-181</b>
1984	1-5	0-6	1-11	1993	1-5	1-5	2-10	2002	3-0	3-1	6- 1				
1985	3-3	1-5	4- 8	1994	3-3	1-5	4- 8	2003	0-3	3-0	3- 3				



# OPPONENTS

## ARIZONA DIAMONDBACKS



**A.J. HINCH**  
Named manager 5/8/09,  
replacing Bob Melvin

2009 RECORD ..... 69-92  
FINISH ..... 5TH, N.L. WEST  
2009 VS. TWINS ..... DNP  
2009 VS. TWINS @ MIN. .... DNP  
2009 VS. TWINS @ ARI. .... DNP

**401 East Jefferson St, Phoenix, AZ 85004**  
**(602) 462-6500**  
**P.R. FAX: (602) 462-6117**

Managing General Partner ..... Ken Kendrick  
President and Chief Executive Officer ..... Derrick Hall  
Executive Vice President, General Manager ..... Josh Byrnes  
Assistant General Manager ..... Peter Woodfork  
Director, Player and Media Relations ..... Mike McNally  
Assistant Director, Player and Media Relations ..... Aaron Staenberg  
Coordinator, Player and Media Relations ..... Lynita Johnson  
Senior Director, Team Travel ..... Roger Riley  
Stadium (Capacity) ..... Chase Field (48,652)  
Dimensions (L-C-R) ..... 330-407-334

### ALL-TIME SERIES RESULTS

(2003-2005)

YEAR	HOME	ROAD	TOTALS
2003	1-2	--	1- 2
2004	--	2-1	2- 1
2005	--	2-1	2- 1
<b>TOTALS</b>	<b>1-2</b>	<b>4-2</b>	<b>5- 4</b>

### LAST MINNESOTA SWEEP

	AT MIN	AT ARI
3-GAME	NEVER	NEVER
4-GAME	NEVER	NEVER

### LAST ARIZONA SWEEP

	AT MIN	AT ARI
3-GAME	NEVER	NEVER
4-GAME	NEVER	NEVER


### WON-LOST RECORD @ STADIUM

Metrodome (2003) ..... 1-2  
Chase Field (2004-2005) ..... 4-2

## ATLANTA BRAVES

**755 Hank Aaron Drive, Atlanta, GA 30315**  
**(404) 522-7630**  
**P.R. FAX: (404) 614-1391**

Chairman and President ..... Terence F. McGuirk  
Chairman Emeritus ..... William C. Bartholomay  
President ..... John Schuerholz  
Executive Vice President/General Manager ..... Frank Wren  
Director, Media Relations ..... Brad Hainje  
Senior Coordinator, Media Relations ..... Adam Liberman  
Coordinator, Media Relations ..... Adrienne Midgley  
Director, Team Travel/Equipment Manager ..... Bill Acree  
Stadium (Capacity) ..... Turner Field (50,096)  
Dimensions (L-C-R) ..... 335-401-330



**BOBBY COX**  
Named manager 6/22/90,  
replacing Russ Nixon

2009 RECORD ..... 86-75  
FINISH ..... 3RD, N.L. EAST  
2009 VS. TWINS ..... DNP  
2009 VS. TWINS @ MIN. .... DNP  
2009 VS. TWINS @ ATL ..... DNP

### ALL-TIME SERIES RESULTS

(2002-2007)

YEAR	HOME	ROAD	TOTALS
2002	1-2	--	1- 2
2007	3-0	--	3- 0
<b>TOTALS</b>	<b>4-2</b>	<b>0-0</b>	<b>4- 2</b>

### LAST MINNESOTA SWEEP

	AT MIN	AT ATL
3-GAME	6/12-14/07	NEVER
4-GAME	NEVER	NEVER

### LAST ATLANTA SWEEP

	AT MIN	AT ATL
3-GAME	NEVER	NEVER
4-GAME	NEVER	NEVER

### WON-LOST RECORD @ STADIUM


Metrodome (2002-2007) ..... 4-2

# OPPONENTS

## CHICAGO CUBS

**1060 West Addison Street, Chicago, IL 60613-4397**  
**(773) 404-2827**  
**P.R. FAX: (773) 404-4129**

Chairman .....	Crane Kenney
Vice President/General Manager .....	Jim Hendry
Assistant General Manager .....	Randy Bush
Vice President/Player Personnel .....	Oneri Fleita
Director, Media Relations .....	Peter Chase
Assistant Director, Media Relations .....	Jason Carr
Coordinator, Media Relations .....	Dani Holmes
Traveling Secretary .....	Jimmy Bank
Stadium (Capacity) .....	Wrigley Field (41,160)
Dimensions (L-C-R) .....	355-400-353



**LOU PINIELLA**  
 Named manager 10/17/06,  
 replacing Dusty Baker

2009 RECORD .....	83-77
FINISH .....	2ND, N.L. CENTRAL
2009 VS. TWINS .....	1-2, .333
2009 VS. TWINS @ MIN. ....	DNP
2009 VS. TWINS @ CHI. ....	1-2, .333

### ALL-TIME SERIES RESULTS

(1997-2009)

YEAR	HOME	ROAD	TOTALS
1997	0-0	1-2	1- 2
1998	2-1	0-0	2- 1
1999	0-0	1-2	1- 2
2000	1-2	0-0	1- 2
2001	0-0	0-3	0- 3
2006	3-0	0-0	3- 0
2009	0-0	2-1	2- 1
TOT.	6-3	4-8	10-11

### LAST MINNESOTA SWEEP

	AT MIN	AT CHI
3-GAME	6/23-25/06	NEVER
4-GAME	NEVER	NEVER

### LAST CHICAGO SWEEP


	AT MIN	AT CHI
3-GAME	NEVER	6/15-17/01
4-GAME	NEVER	NEVER

### WON-LOST RECORD @ STADIUM

Metrodome (1997-06) .....	6-3
Wrigley Field (1997-09) .....	4-8

### 2009 RECAP

DATE	SITE	W-L	SCORE
6/12	CHI.	W	7- 4
6/13	CHI.	W	2- 0
6/14	CHI.	L	2- 3
TOTALS		2-1	11-7



**DUSTY BAKER**  
 Named manager 10/14/07,  
 replacing Jerry Narron

2009 RECORD .....	77-84
FINISH .....	4TH, N.L. CENTRAL
2009 VS. TWINS .....	DNP
2009 VS. TWINS @ MIN. ....	DNP
2009 VS. TWINS @ CIN. ....	DNP

## CINCINNATI REDS

**100 Joe Nuxhall Way, Cincinnati, OH 45202**  
**(513) 765-7800**  
**P.R. FAX: (513) 765-7180**

President and Chief Executive Officer .....	Bob Castellini
President, Baseball Operations/General Manager .....	Walt Jocketty
Director, Media Relations .....	Rob Butcher
Assistant Director, Media Relations .....	Larry Herms
Assistant Director, Media Relations .....	Jamie Ramsey
Traveling Secretary .....	Gary Wahoff
Stadium (Capacity) .....	Great American Ball Park (42,271)
Dimensions (L-C-R) .....	328-404-325

### ALL-TIME SERIES RESULTS

(1997-2001)

YEAR	HOME	ROAD	TOTALS
1997	2-1	--	2- 1
1998	--	1-2	1- 2
1999	2-1	--	2- 1
2000	--	0-3	0- 3
2001	3-0	--	3- 0
TOTALS	7-2	1-5	8- 7

### LAST MINNESOTA SWEEP

	AT MIN	AT CIN
3-GAME	7/7-8/01	NEVER
4-GAME	NEVER	NEVER

### LAST CINCINNATI SWEEP

	AT MIN	AT CIN
3-GAME	NEVER	6/2-4/00
4-GAME	NEVER	NEVER

### WON-LOST RECORD @ STADIUM

Metrodome (1997-2001) .....	7-2
Cinergy Field (1997-2000) .....	1-5

# OPPONENTS



**JIM TRACY**  
Named manager 5/29/09,  
replacing Clint Hurdle

2009 RECORD .....	92-69
FINISH .....	2ND, N.L. WEST
2009 VS. TWINS .....	DNP
2009 VS. TWINS @ MIN. ....	DNP
2009 VS. TWINS @ COL. ....	DNP

## COLORADO ROCKIES

**2001 Blake Street, Denver, CO 80205**  
**(303) 292-0200**  
**P.R. FAX: (303) 312-2319**

Chairman and Chief Executive Officer .....	Charles Monfort
Vice Chairman .....	Richard Monfort
President .....	Keli McGregor
Executive Vice President/General Manager .....	Dan O'Dowd
Vice President, Communications/Public Relations .....	Jay Alves
Manager, Communications/Public Relations .....	Charlie Hepp
Coordinator, Communications/Public Relations .....	Nick Piburn
Director, Major League Operations .....	Paul Ekins
Stadium (Capacity) .....	Coors Field (50,445)
Dimensions (L-C-R) .....	347-415-350

### ALL-TIME SERIES RESULTS

[2003-2008]				
YEAR	HOME	ROAD	TOTALS	
2003	2-1	--	2- 1	
2008	--	1- 2	1- 2	
TOTALS	2-1	1-2	1- 3	

### LAST MINNESOTA SWEEP

	AT MIN	AT COL
3-GAME	NEVER	NEVER
4-GAME	NEVER	NEVER

### LAST COLORADO SWEEP

	AT MIN	AT COL
3-GAME	NEVER	NEVER
4-GAME	NEVER	NEVER

### WON-LOST RECORD @ STADIUM

Metrodome (2003) .....	2-1
Coors Field (2008) .....	1-2



**FREDI GONZALEZ**  
Named manager 10/3/06,  
replacing Joe Girardi

2009 RECORD .....	87-74
FINISH .....	2ND, N.L. EAST
2009 VS. TWINS .....	DNP
2009 VS. TWINS @ MIN. ....	DNP
2009 VS. TWINS @ FLA. ....	DNP

## FLORIDA MARLINS

**2267 Dan Marino Blvd., Miami, FL 33056**  
**(305) 626-7400**  
**P.R. FAX: (305) 626-7302**

Owner/Chief Executive Officer .....	Jeffrey Loria
President .....	David Samson
President, Baseball Operations .....	Larry Beinfest
Vice President, General Manager .....	Michael Hill
Senior Vice President, Communications and Broadcasting .....	P.J. Loyello
Director, Media Relations .....	Matt Roebuck
Manager, Media Relations .....	Marty Sewell
Senior Director, Team Travel .....	Bill Beck
Stadium (Capacity) .....	Land Shark Stadium (38,560)
Dimensions (L-C-R) .....	330-404-345

### ALL-TIME SERIES RESULTS

[2002-2007]				
YEAR	HOME	ROAD	TOTALS	
2002	2-1	--	2- 1	
2007	--	2-1	2- 1	
TOTALS	2-1	2-1	4- 2	

### LAST MINNESOTA SWEEP

	AT MIN	AT FLA
3-GAME	NEVER	NEVER
4-GAME	NEVER	NEVER

### LAST FLORIDA SWEEP

	AT MIN	AT FLA
3-GAME	NEVER	NEVER
4-GAME	NEVER	NEVER

### WON-LOST RECORD @ STADIUM

Metrodome (2002) .....	2-1
Dolphins Stadium (2007) .....	2-1



# OPPONENTS

## HOUSTON ASTROS

**P.O. Box 288, Houston, TX 77001-0288**  
**(713) 259-8900**  
**P.R. FAX: (713) 259-8025**

Chairman and Chief Executive Officer .....	Drayton McLane
President, Baseball Operations .....	Tal Smith
General Manager .....	Ed Wade
Assistant General Manager .....	Ricky Bennett
Senior Vice President, Communications .....	Jay Lucas
Assistant Director, Media Relations .....	Sally Gunter
Coordinator, Media Relations .....	Stephen Grande
Director of Team Travel .....	Barry Waters
Stadium (Capacity) .....	Minute Maid Park (40,950)
Dimensions (L-C-R) .....	315-436-326



**DAVE CLARK**  
 Named manager 9/21/09,  
 replacing Cecil Cooper

2009 RECORD .....	74-87
FINISH .....	5TH, N.L. CENTRAL
2009 VS. TWINS .....	2-1, .667
2009 VS. TWINS @ MIN. ....	2-1, .667
2009 VS. TWINS @ HOU. ....	DNP

### ALL-TIME SERIES RESULTS

(1997-2009)

YEAR	HOME	ROAD	TOTALS
1997	0-0	2-1	2- 1
1998	0-0	1-1	1- 1
1999	1-2	0-0	1- 2
2000	0-0	2-1	2- 1
2001	2-1	0-0	2- 1
2006	0-0	2-1	2- 1
2009	1-2	0-0	1- 2
TOT.	4-5	7-4	11- 9

### LAST MINNESOTA SWEEP

	AT MIN	AT HOU
3-GAME	NEVER	NEVER
4-GAME	NEVER	NEVER

### LAST HOUSTON SWEEP

	AT MIN	AT HOU
3-GAME	NEVER	NEVER
4-GAME	NEVER	NEVER

### WON-LOST RECORD @ STADIUM

Metrodome (1997-09) .....	4-5
Astrodome (1997-00) .....	5-3
Minute Maid Park (2006) .....	2-1

### 2009 RECAP

DATE	SITE	W-L	SCORE
6/19	MIN.	W	5- 2
6/20	MIN.	L	5- 6
6/21	MIN.	L	1- 4
TOTALS		1-2	11-12

## LOS ANGELES DODGERS

**1000 Elysian Park Avenue, Los Angeles, CA 90012**  
**(323) 224-1500**  
**P.R. FAX: (323) 224-1459**

Chairman and Owner .....	Frank McCourt
President and Vice Chairman/CEO .....	Jaime McCourt
General Manager .....	Ned Colletti
Vice President/Assistant General Manager .....	Kim Ng
Vice President, Communications .....	Josh Rawitch
Assistant Director, Public Relations .....	Joe Jareck
Assistant Director, Public Relations .....	Mark Rogoff
Manager, Team Travel .....	Scott Akasaki
Stadium (Capacity) .....	Dodger Stadium (56,000)
Dimensions (L-C-R) .....	330-395-330



**JOE TORRE**  
 Named manager 11/1/07,  
 replacing Grady Little

2009 RECORD .....	94-67
FINISH .....	1ST, N.L. WEST
2009 VS. TWINS .....	DNP
2009 VS. TWINS @ MIN. ....	DNP
2009 VS. TWINS @ L.A. ....	DNP

### ALL-TIME SERIES RESULTS

(2005-2006)

YEAR	HOME	ROAD	TOTALS
2005	---	1-2	1- 2
2006	3-0	---	3- 0
TOT.	3-0	1-2	4- 2

### LAST MINNESOTA SWEEP

	AT MIN	AT L.A.
3-GAME	6/26-28/06	NEVER
4-GAME	NEVER	NEVER

### LAST LOS ANGELES SWEEP

	AT MIN	AT L.A.
3-GAME	NEVER	NEVER
4-GAME	NEVER	NEVER

### WON-LOST RECORD @ STADIUM

Dodger Stadium (2005) .....	1-2
Metrodome (2006) .....	3-0

# OPPONENTS



**KEN MACHA**  
Named manager 10/30/08,  
replacing Dale Sveum

**2009 RECORD** ..... 79-82  
**FINISH** ..... 3RD, N.L. CENTRAL  
**2009 VS. TWINS** ..... 1-5, .166  
**2009 VS. TWINS @ MIN.** ..... 0-3, .000  
**2009 VS. TWINS @ MIL.** ..... 1-2, .333

## MILWAUKEE BREWERS

**One Brewers Way, Milwaukee, WI 53214**  
**(414) 902-4500**  
**P.R. FAX: (414) 902-4053**

Chairman and Principal Owner ..... Mark Attanasio  
Executive Vice President/General Manager ..... Doug Melvin  
Vice President, Communications ..... Tyler Barnes  
Director, Media Relations ..... Mike Vassallo  
Manager, Media Relations ..... John Steinmiller  
Coordinator, Media Relations ..... Ken Spindler  
Director of Team Travel ..... Dan Larrea  
Stadium (Capacity) ..... Miller Park (41,900)  
Dimensions (L-C-R) ..... 344-400-345

### 2009 RECAP

DATE	SITE	W-L	SCORE
5/22	MIN.	W	11-3
5/23	MIN.	W	6- 2
5/24	MIN.	W	6- 3
6/23	MIL.	W	7- 3
6/24	MIL.	L	3- 4
6/25	MIL.	W	6- 4
<b>TOTALS</b>		<b>5-1</b>	<b>39-19</b>

### LAST MINNESOTA SWEEP

	AT MIN	AT MIL
3-GAME	5/22-24/09	9/15-17/78
4-GAME	NEVER	NEVER

### LAST MILWAUKEE SWEEP

	AT MIN	AT MIL
3-GAME	7/8-10/88	4/24-26/89
4-GAME	5/17-20/96	8/24-27/95

### WON-LOST RECORD @ STADIUM

Metropolitan Stadium (1970-81) ..... 41-35  
Metrodome (1982-09) ..... 68-58  
County Stadium (1970-00) ..... 83-93  
Miller Park (2001-09) ..... 15-12

### ALL-TIME SERIES RESULTS (1970-2009)

YEAR	HOME	ROAD	TOTALS	YEAR	HOME	ROAD	TOTALS	YEAR	HOME	ROAD	TOTALS	YEAR	HOME	ROAD	TOTALS
1970	7-2	6-3	13- 5	1981	2-4	1-5	3- 9	1992	3-3	3-3	6- 6	2003	2-1	1-2	3- 3
1971	2-6	5-4	7-10	1982	3-3	2-4	5- 7	1993	4-2	1-5	5- 7	2004	1-2	1-2	2- 4
1972	4-2	4-2	8- 4	1983	4-2	0-6	4- 8	1994	2-4	4-2	6- 6	2005	2-1	1-2	3- 3
1973	1-5	3-3	4- 8	1984	4-2	3-3	7- 5	1995	3-3	1-6	4- 9	2006	3-0	2-1	5- 1
1974	3-3	3-3	6- 6	1985	3-3	0-6	3- 9	1996	1-6	3-3	4- 9	2007	1-2	2-1	3- 3
1975	4-2	6-0	10- 2	1986	5-1	3-3	8- 4	1997	4-2	3-3	7- 5	2008	2-1	2-1	4- 2
1976	5-1	3-3	8- 4	1987	5-1	4-2	9- 3	1998	0-2	0-0	0- 2	2009	3-0	2-1	5- 1
1977	4-2	4-1	8- 3	1988	2-4	3-3	5- 7	1999	0-0	2-0	2- 0	<b>TOT.</b>	<b>109-93</b>	<b>98-105</b>	<b>207-198</b>
1978	4-2	3-2	7- 4	1989	2-4	1-5	3- 9	2000	1-2	0-0	1- 2				
1979	2-4	2-4	4- 8	1990	3-3	5-1	8- 4	2001	0-0	2-1	2- 1				
1980	3-2	2-5	5- 7	1991	3-3	3-3	6- 6	2002	2-1	2-1	4- 2				




# OPPONENTS

## NEW YORK METS

**Citi Field, Flushing, NY 11368**  
**(718) 507-6387**  
**P.R. FAX: (718) 507-6395**

Chairman and Chief Executive Officer.....	Fred Wilpon
President.....	Saul Katz
Chief Operating Officer.....	Jeff Wilpon
Executive Vice President, General Manager.....	Omar Minaya
Vice President, Media Relations.....	Jay Horwitz
Director, Media Relations.....	Shannon Forde
Manager, Media Relations.....	Ethan Wilson
Stadium (Capacity).....	Citi Field (41,800)
Dimensions (L-C-R).....	335-408-330



**JERRY MANUEL**  
 Named manager 10/3/08,  
 replacing Willie Randolph

2009 RECORD.....	69-92
FINISH.....	4TH, N.L. EAST
2009 VS. TWINS.....	DNP
2009 VS. TWINS @ MIN.....	DNP
2009 VS. TWINS @ N.Y.....	DNP

### ALL-TIME SERIES RESULTS

(2002-2007)

YEAR	HOME	ROAD	TOTALS
2002	---	1-2	1- 2
2004	3-0	--	3- 0
2007	--	2-1	2- 1
TOT.	3-0	3-3	6- 3

### LAST MINNESOTA SWEEP

	AT MIN	AT N.Y.
3-GAME	6/8-10/04	NEVER
4-GAME	NEVER	NEVER

### LAST NEW YORK SWEEP

	AT MIN	AT N.Y.
3-GAME	NEVER	NEVER
4-GAME	NEVER	NEVER

### WON-LOST RECORD @ STADIUM

Metrodome (2004).....	3-0
Shea Stadium (2002-2007).....	3-3

## PHILADELPHIA PHILLIES

**One Citizens Bank Way, Philadelphia, PA 19148**  
**(215) 463-6000**  
**P.R. FAX: (215) 389-3050**

General Partner, President and Chief Executive Officer.....	David Montgomery
Chairman.....	Bill Giles
Senior Vice President and General Manager.....	Ruben Amaro, Jr.
Vice President, Communications.....	Bonnie Clark
Director, Baseball Communications.....	Greg Casterioto
Coordinator, Baseball Communications.....	Kevin Gregg
Director of Team Travel/Clubhouse Services.....	Frank Coppenbarger
Stadium (Capacity).....	Citizens Bank Park (43,647)
Dimensions (L-C-R).....	329-401-330



**CHARLIE MANUEL**  
 Named manager 13/3/04,  
 replacing Larry Bowa

2009 RECORD.....	92-69
FINISH.....	1ST, N.L. EAST
2009 VS. TWINS.....	DNP
2009 VS. TWINS @ MIN.....	DNP
2009 VS. TWINS @ PHI.....	DNP

### ALL-TIME SERIES RESULTS

(2002-2004)

YEAR	HOME	ROAD	TOTALS
2002	---	2-1	2- 1
2004	1-2	---	1- 2
TOT.	1-2	2-1	3- 3

### LAST MINNESOTA SWEEP

	AT MIN	AT PHI
3-GAME	NEVER	NEVER
4-GAME	NEVER	NEVER

### LAST PHILADELPHIA SWEEP

	AT MIN	AT PHI
3-GAME	NEVER	NEVER
4-GAME	NEVER	NEVER

### WON-LOST RECORD @ STADIUM

Veterans Stadium (2002).....	2-1
Metrodome (2004).....	1-2

# OPPONENTS



**JOHN RUSSELL**  
Named manager 11/5/07,  
replacing Jim Tracy

2009 RECORD ..... 62-98  
FINISH ..... 6TH, N.L. CENTRAL  
2009 VS. TWINS ..... 1-2, .333  
2009 VS. TWINS @ MIN. .... 1-2, .333  
2009 VS. TWINS @ PIT. .... DNP

## PITTSBURGH PIRATES

115 Federal Street, Pittsburgh, PA 15212  
(412) 323-5000  
P.R. FAX: (412) 325-4413

Chairman of the Board ..... Bob Nutting  
President ..... Frank Coonelly  
General Manager ..... Neal Huntington  
Director, Media Relations ..... Jim Trdinich  
Manager, Media Services ..... Dan Hart  
Traveling Secretary ..... Greg Johnson  
Stadium (Capacity) ..... PNC Park (38,362)  
Dimensions (L-C-R) ..... 325-399-320



### ALL-TIME SERIES RESULTS

(1997-2009)				
YEAR	HOME	ROAD	TOTALS	
1997	2-1	0-0	2-	1
1998	0-0	1-2	1-	2
1999	2-1	0-0	2-	1
2000	0-0	1-2	1-	2
2001	2-1	0-0	2-	1
2006	0-0	3-0	3-	0
2009	2-1	0-0	2-	1
TOT.	8-4	5-4	13-	8

### LAST MINNESOTA SWEEP

	AT MIN	AT PIT
3-GAME	NEVER	6/16-18/06
4-GAME	NEVER	NEVER

### LAST PITTSBURGH SWEEP

	AT MIN	AT PIT
3-GAME	NEVER	NEVER
4-GAME	NEVER	NEVER

### WON-LOST RECORD @ STADIUM

Metrodome (1997-09) ..... 8-4  
Three Rivers Stadium (1997-00) ..... 2-4  
PNC Park (2006) ..... 3-0

### 2009 RECAP

DATE	SITE	W-L	SCORE
6/16	MIN.	W	8- 2
6/17	MIN	L	2- 8
6/18	MIN.	W	5- 1
TOTALS		2-1	15- 11



# OPPONENTS



**TONY LARUSSA**

Named manager 10/23/95,  
replacing Mike Jorgensen

2009 RECORD	91-70
FINISH	1ST, N.L. CENTRAL
2009 VS. TWINS	1-2, .333
2009 VS. TWINS @ MIN.	DNP
2009 VS. TWINS @ STL	1-2, .333

## ST. LOUIS CARDINALS

700 Clark Street, St. Louis, MO 63102

(314) 345-9600

P.R. FAX: (314) 345-9530

Chairman of the Board/General Partner	William DeWitt, Jr.
President	Bill DeWitt III
Vice President, General Manager	John Mozeliak
Director, Media Relations	Brian Bartow
Assistant Director, Media Relations	Melody Yount
Assistant Director, Media Relations	Jim Anderson
Media Relations Assistant	Jared Odom
Traveling Secretary	C.J. Cherre
Stadium (Capacity)	Busch Stadium (43,975)
Dimensions (L-C-R)	336-400-335

### ALL-TIME SERIES RESULTS

(1997-2009)

YEAR	HOME	ROAD	TOTALS
1997	0-0	0-3	0-3
1998	2-1	0-0	2-1
1999	0-0	2-1	2-1
2000	2-1	0-0	2-1
2001	0-0	0-3	0-3
2009	0-0	2-1	2-1
TOT.	4-2	4-8	8-10

### LAST MINNESOTA SWEEP

	AT MIN	AT STL
3-GAME	NEVER	NEVER
4-GAME	NEVER	NEVER

### LAST ST. LOUIS SWEEP

	AT MIN	AT STL
3-GAME	NEVER	7/15-17/01
4-GAME	NEVER	NEVER

### WON-LOST RECORD @ STADIUM

Metrodome (1997-00)	4-2
Busch Stadium (1997-01)	2-7
New Busch Stadium (2009)	2-1

## SAN DIEGO PADRES

100 Park Boulevard, San Diego, CA 92101

(619) 795-5000

P.R. FAX: (619) 795-5266

Chairman	John Moores
Chief Executive Officer	Jeff Moorad
President and C.O.O.	Tom Garfinkel
Executive Vice President/General Manager	TBD
Director, Media Relations	Warren Miller
Coordinator, Media Relations	Bret Picciolo
Director, Team Travel/Equipment Manager	Brian Pirlaman
Stadium (Capacity)	PETCO Park (42,445)
Dimensions (L-C-R)	336-396-322



**BUD BLACK**

Named manager 11/9/06,  
replacing Bruce Bochy

2009 RECORD	75-86
FINISH	4TH, N.L. WEST
2009 VS. TWINS	DNP
2009 VS. TWINS @ MIN.	DNP
2009 VS. TWINS @ S.D.	DNP

### ALL-TIME SERIES RESULTS

(2003-2008)

YEAR	HOME	ROAD	TOTALS
2003	---	2-1	2-1
2005	1-2	---	1-2
2008	--	3-0	3-0
TOT.	1-2	5-1	6-3

### LAST MINNESOTA SWEEP

	AT MIN	AT S.D.
3-GAME	NEVER	6/24-26/08
4-GAME	NEVER	NEVER

### LAST SAN DIEGO SWEEP

	AT MIN	AT S.D.
3-GAME	NEVER	NEVER
4-GAME	NEVER	NEVER

### WON-LOST RECORD @ STADIUM

Qualcomm Stadium (2003)	2-1
PETCO Park (2008)	3-0
Metrodome (2005)	1-2

# OPPONENTS

## SAN FRANCISCO GIANTS

**24 Willie Mays Plaza, San Francisco, CA 94107**  
**(415) 972-2000**  
**P.R. FAX: (415) 947-2800**

Managing General Partner .....	William Neukom
President and COO .....	Laurence Baer
Senior Vice President, General Manager .....	Brian Sabean
Senior Director, Broadcast Services .....	Maria Jacinto
Senior Director, Media Relations .....	Jim Moorehead
Senior Media Relations Coordinator .....	Matt Chisholm
Coordinator, Team Travel .....	Michael King
Stadium (Capacity) .....	AT&T Park (41,503)
Dimensions (L-C-R) .....	339-399-309



**BRUCE BOCHY**

Named manager 10/27/06,  
replacing Felipe Alou

2009 RECORD .....	87-74
FINISH .....	3RD, N.L. WEST
2009 VS. TWINS .....	DNP
2009 VS. TWINS @ MIN .....	DNP
2009 VS. TWINS @ S.F. ....	DNP

### ALL-TIME SERIES RESULTS

[2003-2005]

YEAR	HOME	ROAD	TOTALS
2003	---	2-1	2- 1
2005	1-2	---	1- 2
TOT.	1-2	2-1	3- 3

### LAST MINNESOTA SWEEP

	AT MIN	AT S.F.
3-GAME	NEVER	NEVER
4-GAME	NEVER	NEVER

### LAST SAN FRANCISCO SWEEP

	AT MIN	AT S.F.
3-GAME	NEVER	NEVER
4-GAME	NEVER	NEVER

### WON-LOST RECORD @ STADIUM

AT&T Park (2003) .....	2-1
Metrodome (2005) .....	1-2



**MANNY ACTA**

Named manager 11/14 /06,  
replacing Frank Robinson

2009 RECORD .....	58-103
FINISH .....	5TH, N.L. EAST
2009 VS. TWINS .....	DNP
2009 VS. TWINS @ MIN .....	DNP
2009 VS. TWINS @ WAS .....	DNP

## WASHINGTON NATIONALS

**1500 South Capitol Street, S.E., Washington, D.C. 20003**  
**(202) 640-7000**  
**P.R. FAX: (202) 640-7999**

Managing Principle Owner .....	Theodore N. Lerner
President .....	Stan Kasten
Senior Vice President, General Manager .....	Mike Rizzo
Senior Director, Baseball Media Relations .....	John Dever
Director, Media Relations .....	Mike Gazda
Coordinator, Media Relations .....	Bill Gluvna
Director, Team Travel .....	Rob McDonald
Stadium (Capacity) .....	Nationals Park (41,888)
Dimensions (L-C-R) .....	336-402-335

### ALL-TIME SERIES RESULTS

[2004-2008]

YEAR	HOME	ROAD	TOTALS
2004	- -	3-0	3- 0
2007	1-2	- -	1- 2
2008	3-0	- -	3- 0
TOT.	4-2	3-0	7- 2

### LAST MINNESOTA SWEEP

	AT MIN	AT WAS
3-GAME	6/17-19/08	6/15-17/04
4-GAME	NEVER	NEVER

### LAST WASHINGTON SWEEP

	AT MIN	AT WAS
3-GAME	NEVER	NEVER
4-GAME	NEVER	NEVER

### WON-LOST RECORD @ STADIUM

Olympic Stadium (2004) .....	3-0
Metrodome (2007-08) .....	4-2



## TWINS IN INTERLEAGUE PLAY - 1997

DATE	OPPONENT	W/L	SCORE	WINNER	LOSER	REC.	ALL-TIME
6/13	at Houston	W	8- 1	Radke	Wall	1- 0	1- 0
6/14	at Houston	W	6- 1	Robertson	Kile	2- 0	2- 0
6/15	at Houston	L	2- 3	Wagner	Guardado	2- 1	2- 1
6/16	Pittsburgh	L	6- 8	Schmidt	Aldred	2- 2	2- 2
6/17	Pittsburgh	W	13- 1	Hawkins	Loaiza	3- 2	3- 2
6/18	Pittsburgh	W	8- 2	Radke	Cordova	4- 2	4- 2
6/30	at St Louis	L	1- 2	Morris	Robertson	4- 3	4- 3
7/ 1	at St Louis	L	0- 2	Stottlemire	Hawkins	4- 4	4- 4
7/ 2	at St Louis	L	1- 2	Petkosvek	Guardado	4- 5	4- 5
8/29	Cincinnati	L	3- 5	Tomko	Rodriguez	4- 6	4- 6
8/30	Cincinnati	W	4- 1	Hawkins	Morgan	5- 6	5- 6
8/31	Cincinnati	W	8- 6	Radke	White	6- 6	6- 6
9/ 1	at Chicago	W	7- 6	Trombley	Stevens	7- 6	7- 6
9/ 2	at Chicago	L	3- 9	Clark	Tewksbury	7- 7	7- 7
9/ 3	at Chicago	L	6-10	Gonzalez	Rodriguez	7- 8	7- 8

## TWINS IN INTERLEAGUE PLAY - 1998

DATE	OPPONENT	W/L	SCORE	WINNER	LOSE	REC.	ALL-TIME
6/ 5	at Pittsburgh	L	1- 6	Silva	Morgan	0- 1	7- 9
6/ 6	at Pittsburgh	L	3- 4	Loaiza	Aguilera	0- 2	7-10
6/ 7	at Pittsburgh	W	3- 2	Serafini	Schmidt	1- 2	8-10
6/ 8	Chicago	L	1- 8	Clark	Hawkins	1- 3	8-11
6/ 9	Chicago	W	8- 0	Radke	Wood	2- 3	9-11
6/10	Chicago	W	5- 1	Morgan	Trachsel	3- 3	10-11
6/22	at Houston	W	5- 3	Milton	Lima	4- 3	11-11
6/23	at Houston	L	0- 9	Reynolds	Tewksbury	4- 4	11-12
6/24	Milwaukee	L	1- 3	Woodard	Hawkins	4- 5	11-13
6/25	Milwaukee	L	2- 9	Eldred	Radke	4- 6	11-14
6/26	St. Louis	W	5- 1	Swindell	Acevedo	5- 6	12-14
6/27	St. Louis	L	2- 7	Stottlemire	Milton	5- 7	12-15
6/28	St. Louis	W	3- 2	Carrasco	Bottenfield	6- 7	13-15
6/30	at Cincinnati	L	3- 6	Tomko	Hawkins	6- 8	13-16
7/ 1	at Cincinnati	W	2- 1	Radke	Sullivan	7- 8	14-16
7/ 2	at Cincinnati	L	7- 8	Shaw	Aguilera	7- 9	14-17

## TWINS IN INTERLEAGUE PLAY - 1999

DATE	OPPONENT	W/L	SCORE	WINNER	LOSER	REC.	ALL-TIME
6/ 4	Houston	L	6- 7	Hampton	Trombley	0- 1	14-18
6/ 5	Houston	L	5- 6	Elarton	Mays	0- 2	14-19
6/ 6	Houston	W	13- 6	Sampson	Bergman	1- 2	15-19
6/ 7	Cincinnati	W	8- 6	Lincoln	Avery	2- 2	16-19
6/ 8	Cincinnati	W	5- 2	Radke	Villone	3- 2	17-19
6/ 9	Cincinnati	L	1- 3	Tomko	Milton	3- 3	17-20
6/11	at Milwaukee	W	9- 7	Wells	Weathers	4- 3	18-20
6/12	at Milwaukee	W	8- 6	Sampson	Eldred	5- 3	19-20
7/ 9	Pittsburgh	W	5- 4	Radke	Silva	6- 3	20-20
7/10	Pittsburgh	W	5- 4	Guardado	Williams	7- 3	21-20
7/11	Pittsburgh	L	2-10	Ritchie	Mays	7- 4	21-21
7/15	at Chicago	L	3- 9	Sanders	Radke	7- 5	21-22
7/16	at Chicago	L	10-11	Adams	Trombley	7- 6	21-23
7/17	at Chicago	W	8- 0	Mays	Mulholland	8- 6	22-23
7/18	at St. Louis	W	5- 2	Hawkins	Oliver	9- 6	23-23
7/19	at St. Louis	L	4- 8	Mercker	Lincoln	9- 7	23-24
7/20	at St. Louis	W	4- 2	Radke	Luebbers	10- 7	24-24

## TWINS IN INTERLEAGUE PLAY - 2000

DATE	OPPONENT	W/L	SCORE	WINNER	LOSER	REC.	ALL-TIME
6/ 2	at Cincinnati	L	3- 4	Bell	Mays	0- 1	24-25
6/ 3	at Cincinnati	L	3- 9	Neagle	Bergman	0- 2	24-26
6/ 4	at Cincinnati	L	2- 3	Graves	Hawkins	0- 3	24-27
6/ 5	at Houston	L	2- 8	Elarton	Radke	0- 4	24-28
6/ 6	at Houston	W	3- 1	Santana	Lima	1- 4	25-28
6/ 7	at Houston	W	2- 0	Mays	Reynolds	2- 4	26-28
6/ 9	Milwaukee	W	9- 6	Bergman	Wright	3- 4	27-28
6/10	Milwaukee	L	3- 5	Haynes	Redman	3- 5	27-29
6/11	Milwaukee	L	3- 5	Snyder	Radke	3- 6	27-30
7/ 7	at Pittsburgh	L	6- 8	Christiansen	Wells	3- 7	27-31
7/ 8	at Pittsburgh	L	1- 4	Benson	Milton	3- 8	27-32
7/ 9	at Pittsburgh	W	3- 2	Redman	Silva	4- 8	28-32
7/13	Chicago	W	5- 1	Radke	Valdes	5- 8	29-32
7/14	Chicago	L	2- 6	Lieber	Milton	5- 9	29-33
7/15	Chicago	L	4- 8	Tapani	Mays	5-10	29-34
7/16	St. Louis	W	5- 2	Redman	Ankiel	6-10	30-34
7/17	St. Louis	L	3- 8	Hentgen	Lincoln	6-11	30-35
7/18	St. Louis	W	3- 2	Radke	Benes, An	7-11	31-35

## TWINS IN INTERLEAGUE PLAY - 2001

DATE	OPPONENT	W/L	SCORE	WINNER	LOSER	REC.	ALL-TIME
6/ 8	Pittsburgh	W	8- 5	Carrasco	Olivares	1- 0	32-35
6/ 9	Pittsburgh	W	3- 2	Mays	Anderson	2- 0	33-35
6/10	Pittsburgh	L	8-11	Sauerbeck	Miller	2- 1	33-36
6/12	Houston	W	7- 0	Radke	Elarton	3- 1	34-36
6/13	Houston	W	3- 1	Milton	Reynolds	4- 1	35-36
6/14	Houston	L	3- 8	Oswalt	Mays	4- 2	36-37
6/15	at Chicago	L	3- 5	Tavares	Romero	4- 3	36-38
6/16	at Chicago	L	4-11	Lieber	Thomas	4- 4	36-39
6/17	at Chicago	L	4- 5	Wood	Radke	4- 5	36-40
7/ 6	Cincinnati	W	5- 4	Guardado	Nichting	5- 5	36-40
7/ 7	Cincinnati	W	7- 6	Wells	Brower	6- 5	37-40
7/ 8	Cincinnati	W	7- 1	Radke	Dessens	7- 5	38-40
7/12	at Milwaukee	W	13- 5	Lohse	Haynes	8- 5	39-40
7/13	at Milwaukee	L	3- 6	Levrault	Radke	8- 6	39-41
7/14	at Milwaukee	W	5- 3	Wells	Weathers	9- 6	40-41
7/15	at St. Louis	L	1- 5	Hermanson	Mays	9- 7	40-42
7/16	at St. Louis	L	3- 4	Kline	Miller	9- 8	40-43
7/17	at St. Louis	L	2- 4	Kile	Lohse	9- 9	40-44

## TWINS IN INTERLEAGUE PLAY - 2002

DATE	OPPONENT	W/L	SCORE	WINNER	LOSER	REC.	ALL-TIME
6/ 7	Florida	W	12- 7	Santana	Dempster	1- 0	41-44
6/ 8	Florida	W	5- 3	Kinney	Olsen	2- 0	42-44
6/ 9	Florida	L	3- 6	Tavarez	Reed	2- 1	42-45
6/10	Atlanta	W	6- 5	Fiore	Ligtenberg	3- 1	43-45
6/11	Atlanta	L	0-11	Glavine	Lohse	3- 2	43-46
6/12	Atlanta	L	2- 3	Moss	Santana	3- 3	43-47
6/14	at Milwaukee	L	5- 7	King	Jackson	3- 4	43-48
6/15	at Milwaukee	W	5- 2	Milton	Wright	4- 4	44-48
6/16	at Milwaukee	W	7- 6	Fiore	Figueroa	5- 4	45-48
6/18	at New York	W	6- 1	Santana	D'Amico	6- 4	46-48
6/19	at New York	L	2- 4	Leiter	Kinney	6- 5	46-49
6/20	at New York	L	2- 3	Trachsel	Fiore	6- 6	46-50
6/21	at Philadelphia	L	0- 3	Duckworth	Lohse	6- 7	46-51
6/22	at Philadelphia	W	4- 1	Hawkins	Plesac	7- 7	47-51
6/23	at Philadelphia	W	5- 1	Fiore	Wolf	8- 7	48-51
6/28	Milwaukee	W	5- 1	Santana	Sheets	9- 7	49-51
6/29	Milwaukee	L	2-10	Cabrera	Kinney	9- 8	49-52
6/30	Milwaukee	W	4- 3	Milton	Rusch	10- 8	50-52

## TWINS IN INTERLEAGUE PLAY - 2003

DATE	OPPONENT	W/L	SCORE	WINNER	LOSER	REC.	ALL-TIME
6/ 3	at San Francisco	W	6- 4	Mays	Moss	1- 0	51-52
6/ 4	at San Francisco	L	3- 4	Worrell	Rincon	1- 1	51-53
6/ 5	at San Francisco	W	5- 2	Lohse	Fopper	2- 1	52-53
6/ 6	at San Diego	W	7- 5	Romero	Beck	3- 1	53-53
6/ 7	at San Diego	W	6- 2	Santana	Loewer	4- 1	54-53
6/ 8	at San Diego	L	4- 9	Lawrence	Hawkins	4- 2	54-54
6/10	Colorado	L	0- 5	Jennings	Radke	4- 3	54-55
6/11	Colorado	W	7- 4	Lohse	Cook	5- 3	55-55
6/12	Colorado	W	15- 3	Rogers	Oliver	6- 3	56-55
6/13	Arizona	W	3- 1	Santana	Webb	7- 3	57-55
6/14	Arizona	L	2- 9	Batista	Mays	7- 4	57-56
6/15	Arizona	L	8-12	Koplove	Hawkins	7- 5	57-57
6/20	at Milwaukee	L	2- 3	Leskanic	Rincon	7- 6	57-58
6/21	at Milwaukee	L	1- 8	Franklin	Lohse	7- 7	57-59
6/22	at Milwaukee	W	8- 3	Rogers	Kinney	8- 7	58-59
6/27	Milwaukee	L	1-13	Kinney	Lohse	8- 8	58-60
6/28	Milwaukee	W	5- 2	Rogers	Burba	9- 8	59-60
6/29	Milwaukee	W	5- 4	Hawkins	DeJean	10- 8	60-60



## TWINS IN INTERLEAGUE PLAY - 2004

DATE	OPPONENT	W/L	SCORE	WINNER	LOSER	REC.	ALL-TIME
6/ 8	New York	W	2- 1	Rincon	Stanton	1- 0	61-60
6/ 9	New York	W	5- 3	Santana	Trachsel	2- 0	62-60
6/10	New York	W	3- 2	Balfour	Bottalico	3- 0	63-60
6/11	Philadelphia	L	6-11	Worrell	Mulholland	3- 1	63-61
6/12	Philadelphia	W	6- 1	Silva	Millwood	4- 1	64-61
6/13	Philadelphia	L	1- 2	Cormier	Fultz	4- 2	64-62
6/15	at Montreal	W	8- 2	Santana	Day	5- 2	65-62
6/16	at Montreal	W	5- 4	Rincon	Fikac	6- 2	66-62
6/17	at Montreal	W	6- 4	Fultz	Hernandez	7- 2	67-62
6/18	at Milwaukee	L	1- 4	Sheets	Silva	7- 3	67-63
6/19	at Milwaukee	L	6- 7	Vizcaino	Mulholland	7- 4	67-64
6/20	at Milwaukee	W	4- 2	Santana	Santos	8- 4	68-64
6/25	Milwaukee	W	6- 3	Santana	Obermueller	9- 4	69-64
6/26	Milwaukee	L	2- 7	Santos	Guerrier	9- 5	69-65
6/27	Milwaukee	L	3- 7	Davis	Lohse	9- 6	69-66
7/ 2	at Arizona	W	6- 5	Romero	Randolph	10- 6	70-66
7/ 3	at Arizona	W	8- 4	Mulholland	Good	11- 6	71-66
7/ 4	at Arizona	L	2- 6	Johnson	Silva	11- 7	71-67

## TWINS IN INTERLEAGUE PLAY - 2005

DATE	OPPONENT	W/L	SCORE	WINNER	LOSER	REC.	ALL-TIME
5/20	Milwaukee	W	7- 1	Silva	Glover	1- 0	72-67
5/21	Milwaukee	L	0- 6	Davis	Radke	1- 1	72-68
5/22	Milwaukee	W	6- 5	Crain	Wise	2- 1	73-68
6/ 7	at Arizona	W	9- 8	Rincon	Valverde	3- 1	74-68
6/ 8	at Arizona	W	10- 0	Santana	Vargas	4- 1	75-68
6/ 9	at Arizona	L	3- 4	Vazquez	Lohse	4- 2	75-69
6/10	at Los Angeles	L	5- 6	Gagne	Mulholland	4- 3	75-70
6/11	at Los Angeles	W	5- 3	Silva	Lowe	5- 3	76-70
6/12	at Los Angeles	L	3- 4	Houlton	Radke	5- 4	76-71
6/14	San Francisco	W	4- 3	Crain	Fassero	6- 4	77-71
6/15	San Francisco	L	4- 8	Lowry	Lohse	6- 5	77-72
6/16	San Francisco	L	7-14	Christiansen	Nathan	6- 6	77-73
6/17	San Diego	W	5- 4	Rincon	Reyes	7- 6	78-73
6/18	San Diego	L	2- 7	Lawrence	Radke	7- 7	78-74
6/19	San Diego	L	1- 5	May	Santana	7- 8	78-75
6/24	at Milwaukee	L	1- 3	Capuano	Radke	7- 9	78-76
6/25	at Milwaukee	L	6- 7	Wise	Santana	7-10	78-77
6/26	at Milwaukee	W	5- 2	Lohse	Santos	8-10	79-77

## TWINS IN INTERLEAGUE PLAY - 2006

DATE	OPPONENT	W/L	SCORE	WINNER	LOSER	REC.	ALL-TIME
5/19	at Milwaukee	W	7- 1	Liriano	Davis	1- 0	80-77
5/20	at Milwaukee	W	16-10	Baker	Hendrickson	2- 0	81-77
5/21	at Milwaukee	L	3- 5	Capuano	Crain	2- 1	81-78
6/16	at Pittsburgh	W	4- 2	Liriano	Snell	3- 1	82-78
6/17	at Pittsburgh	W	5- 3	Crain	Marte	4- 1	83-78
6/18	at Pittsburgh	W	8- 2	Santana	Perez	5- 1	84-78
6/20	at Houston	W	6- 5	Nathan	Miller	6- 1	85-78
6/21	at Houston	L	3- 5	Wheeler	Lohse	6- 2	85-79
6/22	at Houston	W	4- 2	Liriano	Clemens	7- 2	86-79
6/23	Chicago	W	7- 2	Santana	Marmol	8- 2	87-79
6/24	Chicago	W	3- 0	Bonser	Prior	9- 2	88-79
6/25	Chicago	W	8- 1	Radke	Marshall	10- 2	89-79
6/26	Los Angeles	W	8- 2	Silva	Billingsley	11- 2	90-79
6/27	Los Angeles	W	9- 2	Liriano	Lowe	12- 2	91-79
6/28	Los Angeles	W	6- 3	Santana	Perez	13- 2	92-79
6/30	Milwaukee	W	8- 2	Radke	Villanueva	14- 2	93-79
7/ 1	Milwaukee	W	10- 7	Rincon	Turnbow	15- 2	94-79
7/ 2	Milwaukee	W	8- 0	Liriano	Jackson	16- 2	95-79

## TWINS IN INTERLEAGUE PLAY - 2007

DATE	OPPONENT	W/L	SCORE	WINNER	LOSER	REC.	ALL-TIME
5/18	at Milwaukee	W	8- 1	Bonser	Capuano	1- 0	96-79
5/19	at Milwaukee	W	5- 2	Baker	Busch	2- 0	97-79
5/20	at Milwaukee	L	5- 6	Wise	Reyes	2- 1	97-80
6/ 8	Washington	L	5- 8	Simontacchi	Silva	2- 2	97-81
6/ 9	Washington	L	1- 3	Speigner	Santana	2- 3	97-82
6/10	Washington	W	6- 3	Bonser	Bascik	3- 3	98-82
6/12	Atlanta	W	7- 3	Slowey	Davies	4- 3	99-82
6/13	Atlanta	W	6- 0	Silva	James	5- 3	100-82
6/14	Atlanta	W	3- 2	Reyes	Wickman	6- 3	101-82
6/15	Milwaukee	L	3-11	Baker	Vargas	6- 4	101-83
6/16	Milwaukee	L	2- 5	Bonser	Bush	6- 5	101-84
6/17	Milwaukee	W	10- 9	Nathan	Spurling	7- 5	102-84
6/18	at New York (NL)	L	1- 8	Maine	Silva	7- 6	102-85
6/19	at New York (NL)	W	9- 0	Santana	Sosa	8- 6	103-85
6/20	at New York (NL)	W	6- 2	Baker	Perez	9- 6	104-85
6/22	at Florida	L	4- 5	Benitez	Rincon	9- 7	104-86
6/23	at Florida	W	11- 1	Silva	Johnson	10- 7	105-86
6/24	at Florida	W	7- 4	Santana	Kim	11- 7	106-86

## TWINS IN INTERLEAGUE PLAY - 2008

DATE	OPPONENT	W/L	SCORE	WINNER	LOSER	REC.	ALL-TIME
5/16	at Colorado	W	4- 2	Blackburn	Jimenez	1- 0	107-86
5/17	at Colorado	L	2- 3	Herges	Hernandez	1- 1	107-87
5/18	at Colorado	L	2- 6	Francis	Slowey	1- 2	107-88
6/13	at Milwaukee	W	10- 2	Slowey	Bush	2- 2	108-88
6/14	at Milwaukee	W	9- 4	Bass	Tavarez	3- 2	109-88
6/15	at Milwaukee	L	2- 4	McClung	Baker	3- 3	109-89
6/17	Washington	W	2- 1	Hernandez	Lannan	4- 3	110-89
6/18	Washington	W	11- 2	Slowey	Bergmann	5- 3	111-89
6/19	Washington	W	9- 3	Perkins	Hill	6- 3	112-89
6/20	Arizona	W	7- 2	Baker	Johnson	7- 3	113-89
6/21	Arizona	W	6- 1	Blackburn	Owings	8- 3	114-89
6/22	Arizona	W	5- 3	Hernandez	Webb	9- 3	115-89
6/24	at San Diego	W	3- 1	Reyes	Hoffman	10- 3	116-89
6/25	at San Diego	W	9- 3	Perkins	Maddux	11- 3	117-89
6/26	at San Diego	W	4- 3	Baker	Banks	12- 3	118-89
6/27	Milwaukee	L	7- 6	Guerrier	Mota	13- 3	119-89
6/28	Milwaukee	L	1- 5	Parra	Hernandez	13- 4	119-90
6/29	Milwaukee	W	5- 0	Slowey	Sheets	14- 4	120-90

## TWINS IN INTERLEAGUE PLAY - 2009

DATE	OPPONENT	W/L	SCORE	WINNER	LOSER	REC.	ALL-TIME
5/22	Milwaukee	W	11- 3	Slowey	Parra	1- 0	121-90
5/23	Milwaukee	W	6- 2	Swarzak	Looper	2- 0	122-90
5/24	Milwaukee	W	6- 3	Baker	Bush	3- 0	123-90
6/12	@Chicago (NL)	W	7- 4	Slowey	Wells	4- 0	124-90
6/13	@Chicago (NL)	W	2- 0	Swarzak	Harden	5- 0	125-90
6/14	@Chicago (NL)	L	2- 3	Marmol	Crain	5- 1	125-91
6/16	Pittsburgh	W	8- 2	Perkins	Maholm	6- 1	126-91
6/17	Pittsburgh	L	2- 8	Snell	Liriano	6- 2	126-92
6/18	Pittsburgh	W	5- 1	Blackburn	Duke	7- 2	127-92
6/19	Houston	W	5- 2	Slowey	Oswalt	8- 2	128-92
6/20	Houston	L	5- 6	Moehler	Henn	8- 3	128-93
6/21	Houston	L	1- 4	Rodriguez	Perkins	9- 4	128-94
6/23	@Milwaukee	W	7- 3	Liriano	Suppan	10- 4	129-94
6/24	@Milwaukee	L	3- 4	Coffey	Blackburn	10- 5	129-95
6/25	@Milwaukee	W	6- 4	Baker	Burns	11- 5	130-95
6/26	@St. Louis	W	3- 1	Perkins	Wainwright	12- 5	131-95
6/27	@St. Louis	L	3- 5	Kinney	Slowey	12- 6	131-96
6/28	@St. Louis	W	6- 2	Liriano	Piniero	13- 6	132-96

## 2009 MINOR LEAGUE RECAP

**ROCHESTER (70-74, AAA, International League)** -- The Red Wings hovered around the .500 mark the entire season, reaching a season-high four games over on May 14. Despite being only one game under .500 with five games to play, the Wings missed out on a sixth consecutive winning record and finished in third place in the North Division. For the season, the Wings ranked third in the IL in batting (.266) and sixth in runs scored (644). First baseman Justin Huber led the way offensively, hitting .273 with a team high 22 home runs and 76 RBI. He was one of six Red Wings' position players called up to Minnesota during the year. On the mound, the Wings were thirteenth in ERA (4.27). Right-handed pitcher Rob Delaney tied for the team lead in wins (7) and led the team in saves (7). The Wings also sent eight pitchers to Minnesota, including five who made starts for the Twins. In total, Red Wings pitchers totaled 17 wins for the Major League club.

**NEW BRITAIN (72-69, AA, Eastern League)** -- The Rock Cats finished second in the North Division and earned a playoff berth in the final series of the season by winning three of four games against Trenton. After winning only four of twenty games against Connecticut in the regular season, the Rock Cats drew the Defenders in the first round and were not able to reverse the season-long trend, losing the series three games to one. New Britain finished fifth in the league in runs scored (624) and seventh in ERA (3.94). The Rock Cats sent five players to the Eastern League All-Star Game (2B Brian Dinkelman, 1B Whit Robbins, OF Rene Tosoni, RP Matt Fox, and RP Anthony Slama), while Dinkelman and Slama were also named to the Eastern League Postseason All-Star team. Dinkelman finished seventh in the league in batting (.296), third in OBP (.383), and second in doubles (38), while Slama led the league in saves (25) and compiled 93 strikeouts in 65.1 innings before being promoted to Rochester on August 12. Also on the mound, LP Ryan Mullins led the league in strikeouts (133), tied for third in wins (11), and was ninth in ERA (4.03). Tosoni, who led the team in RBI (71), was also named MVP of MLB's Future's Game after driving in the winning run for the World Team.

**FT. MYERS (80-58, A, Florida State League)** -- Led by FSL Manager of the Year Jeff Smith, the Miracle won the South Division in each half of the season, going 43-26 in the first-half and 37-32 in the second, while finishing 8.5 games ahead of Charlotte for the full year. Unfortunately, the Miracle lost to Charlotte two games to one in the first round of the playoffs, dropping the third and deciding game 3-2. Ft. Myers hitters led the league in hits (1,212) and were third in runs scored (585), while the pitching staff was second in ERA (3.18) and third in strikeouts (998). Seven Miracle players participated in the FSL All-Star Game: RP David Bromberg, LP Spencer Steedley, CA Danny Lehmann, SS Chris Cates, 2B Steve Singleton, OF/1B Chris Parmelee, and OF Ben Revere. Right-handed pitcher Carlos Gutierrez, who was 2-3 with a 1.32 ERA in 54.2 innings, was also selected for the game, but wasn't able to play after being promoted to New Britain. Bromberg, Parmelee, and Revere were all named to the FSL Postseason All-Star team as well, with Bromberg being named FSL Pitcher of the Year. Bromberg led the league in strikeouts (148), was second in wins (13), and fourth in ERA (2.70). Revere led the league in hits (145), was second in batting (.311), third in stolen bases (45) and runs (75), and fourth in OBP (.372), while Parmelee was third in RBI (73) and fourth in home runs (16) and XBH's (44).

**BELOIT (57-83, A, Midwest League)** -- Although Beloit finished the year 15-15 in their last thirty games, they finished the season under .500 for the first time in four seasons. They went 27-43 in the first half and 30-40 in the second half. At the plate, the Snappers finished eighth in runs scored (606), with outfielder Angel Morales leading the team in home runs (13) and RBI (62). On the mound, the Snappers were tenth in ERA (4.28) and second in strikeouts (1141). Left-handed pitcher Joe Testa pitched in the MWL All-Star Game and struck out 63 in 45.2 innings before his promotion to Ft. Myers. Right-handed pitcher Brad Tippett was fourth in the league in ERA (3.21) and fifth in innings (146), while left-handed pitcher Dan Osterbrock was second in strikeouts (140).

**ELIZABETHTON (45-23, Rookie Advanced, Appalachian League)** -- The E-twins won their fifth straight West Division Title and met the Danville Braves in the Appy League Finals for the fourth time in five years. The Twins failed to make it three straight Championships though, as they were swept by Danville 7-1 and 5-0. A year after setting the league record for home runs (88), the Twins again led the league by a wide margin with 80. They also led the league in hits (674) and runs scored (433) for the second straight year. Appalachian League All-Stars, catcher Josmil Pinto and shortstop Brian Dozier, led the way offensively. Pinto led the league in home runs (13), was second in RBI (55), and fifth in batting (.332), while Dozier was second in in batting (.353) and OBP (.417). Right-handed pitcher Tom Stiffbergen was Elizabethton's top pitcher, going 5-2 with a 3.28 ERA, while leading the league in innings (79.2) and ranking second in strikeouts (69).

**GCL TWINS (34-21, Rookie, Gulf Coast League)** -- The GCL Twins won the South Division and made their third straight playoff appearance. For the second straight year they lost to the Nationals in the semifinals, this time 1-0 in 12 innings. The Twins were led by their strong pitching staff, which ranked first in the GCL in ERA (2.47) and allowed the fewest walks (114). Three Twins right-handed starters ranked in the top 10 in ERA: B.J. Hermesen (1.35), Adrian Salcedo (1.46), and Blayne Weller (1.58). Another right-handed starter, Michael Tonkin, finished second in the league in strikeouts (60). Offensively, the Twins tied for sixth in batting (.243), but were twelfth in runs scored (209). Shortstop Daniel Santana led the team in RBI (26) and runs (30) and tied for the team lead in home runs (5).

**DSL TWINS (46-23, Rookie, Dominican Summer League)** -- The DSL Twins earned a Wild Card playoff berth by finishing a half-game out of first in the Boca Chica Baseball City Division. They defeated the DSL Yankees two games to one in the first round of the playoffs. In the second round, the Twins swept the Rangers 2-0 and 5-3 and were then swept in the finals by the Giants (4-3, 3-1, 2-1). Twins pitchers finished second in the league in ERA (2.48) and allowed the fewest walks (170). Right-handed pitcher Pedro Guerra was named co-Pitcher of the Year in the DSL, as he went 7-0 with a league leading 0.38 ERA and 75 strikeouts in 71 innings. Right-handed pitcher Cesar Ciurcina tied for the league lead in wins (9) was eighth in ERA (1.39). Twins hitters finished tied for seventeenth (out of 33) in batting (.241) and fourteenth in runs scored (343). Outfielder Romy Trinidad hit .312 and ranked fifth in the DSL in OBP (.443).

# ROCHESTER RED WINGS

ONE MORRIE SILVER WAY, ROCHESTER, NEW YORK 14608

(585) 454-1001

FAX: (585) 454-1056

International League - AAA (7th year)

President/CEO ..... Gary Larder  
General Manager ..... Dan Mason  
Media Relations ..... Chuck Hinkel  
Stadium ..... Frontier Field  
Capacity ..... 10,840  
Manager ..... Stan Cliburn  
Pitching Coach ..... Bobby Cuellar  
Coach ..... Riccardo Ingram  
Trainer ..... Tony Leo  
Assistant Trainer ..... Mark Frens

## STAN CLIBURN

MANAGER

Named manager  
10/19/05, replacing  
Phil Roof



'09 Record ..... 70-74  
Finish ..... 4th place



## 2009 FINAL STATISTICS

PLAYER	AVG	G	AB	R	H	2B	3B	HR	RBI	SH	SF	HB	BB	SO	SB	CS	E	OBP
Buscher, Brian	.179	23	78	6	14	0	0	1	2	0	0	0	11	20	0	1	0	.281
Butera, Drew	.211	99	298	23	63	16	1	2	25	8	3	2	22	49	0	1	7	.268
Casilla, Alexi	.340	40	156	21	53	3	4	2	17	2	2	0	11	23	9	6	6	.379
Christy, Jeff	.169	21	59	5	10	1	0	0	4	1	0	0	6	16	0	0	0	.246
de San Miguel, Allan	1.000	2	1	0	1	0	0	0	0	0	0	0	0	0	0	0	0	1.000
Huber, Justin	.273	121	440	60	120	22	2	22	76	0	6	9	51	84	4	3	3	.356
Hughes, Luke	.259	37	135	19	35	8	2	6	28	0	3	1	18	38	2	0	10	.344
Machado, Alejandro	.222	18	54	2	12	1	0	0	5	0	1	1	8	6	6	1	1	.328
Macri, Matt	.225	114	365	57	82	25	3	11	42	3	5	4	35	85	5	5	11	.296
Martin, Dustin	.254	124	422	58	107	16	5	5	53	0	5	4	39	92	26	8	8	.319
Morales, Jose	.336	58	211	30	71	13	1	2	26	0	2	1	28	27	1	3	3	.413
Peterson, Brock	.304	99	316	47	96	18	2	10	43	0	2	4	34	77	0	0	4	.376
Plouffe, Trevor	.260	118	430	53	112	23	5	10	60	4	7	2	34	68	3	6	26	.313
Pridie, Jason	.265	121	513	69	136	23	5	9	53	3	6	5	19	85	25	7	4	.295
Span, Denard	.333	2	6	1	2	1	0	0	0	0	0	1	1	1	1	1	0	.500
Tolbert, Matt	.288	56	236	35	68	11	6	3	22	0	0	1	14	32	7	4	3	.331
Tolleson, Steven	.270	92	352	57	95	17	1	6	27	1	3	2	36	52	7	6	13	.338
Valencia, Danny	.286	71	269	35	77	24	0	7	41	0	4	1	8	37	0	2	12	.305
Watkins, Tommy	.248	59	129	18	32	6	0	0	11	5	1	0	11	21	2	3	6	.305
Winfree, David	.273	116	422	48	115	31	3	14	61	0	5	2	28	88	0	2	8	.317
<b>Totals</b>	<b>.266</b>	<b>144</b>	<b>4892</b>	<b>644</b>	<b>1301</b>	<b>259</b>	<b>40</b>	<b>110</b>	<b>596</b>	<b>26</b>	<b>55</b>	<b>40</b>	<b>414</b>	<b>901</b>	<b>98</b>	<b>59</b>	<b>135</b>	<b>.325</b>

PITCHER	W	L	ERA	G	GS	CG	SH	SV	IP	H	R	ER	HR	HB	BB	SO	WP	BK	BAA
Crain, Jesse	1	0	2.55	12	0	0	0	1	17.2	13	5	5	0	0	8	22	3	0	.206
Delaney, Rob	7	3	4.53	36	0	0	0	7	47.2	43	25	24	5	0	15	38	2	0	.240
Dickey, R.A.	2	1	5.13	5	5	1	1	0	33.1	39	20	19	1	0	9	18	4	0	.289
Duensing, Brian	4	6	4.66	13	13	0	0	0	75.1	87	40	39	2	2	19	44	2	0	.298
Gabino, Armando	6	4	2.94	38	7	1	0	1	98.0	80	34	32	7	5	24	64	3	0	.227
Gosling, Mike	7	1	4.37	21	0	0	0	1	35.0	33	17	17	2	2	17	43	1	0	.246
Hendrickson, Ben	0	0	7.84	6	0	0	0	0	10.1	18	9	9	0	0	9	9	1	0	.400
Henn, Sean	1	1	2.33	28	0	0	0	6	38.2	37	18	10	3	0	16	45	1	0	.240
Humber, Philip	7	9	5.34	23	22	1	0	0	119.2	135	79	71	15	8	45	87	4	0	.280
Jones, Jason	5	11	5.75	31	22	1	0	0	134.2	172	93	86	20	4	39	73	5	0	.312
Julianel, Ben	1	0	8.18	8	0	0	0	0	11.0	12	11	10	3	0	5	8	2	0	.273
Keppel, Bob	3	3	2.43	23	3	1	0	1	55.2	51	18	15	1	3	13	28	3	0	.245
Lahey, Tim	2	3	5.72	41	0	0	0	1	56.2	70	40	36	6	2	21	44	4	0	.298
Lugo, Jose	0	0	4.00	9	0	0	0	1	9.0	9	6	4	0	1	9	11	0	0	.265
Manship, Jeff	4	2	3.22	8	8	0	0	0	50.1	53	23	18	1	1	17	30	1	1	.277
Mijares, Jose	1	0	0.00	5	0	0	0	1	6.1	2	0	0	0	0	1	4	0	0	.100
Morillo, Juan	6	6	3.90	46	0	0	0	5	67.0	56	30	29	1	2	51	87	9	1	.226
Mulvey, Kevin	5	8	3.93	24	24	2	1	0	149.0	153	84	65	12	7	54	113	8	0	.268
Pignatiello, Carmen	0	1	14.14	4	1	0	0	0	7.0	12	11	11	1	0	3	6	0	0	.400
Pino, Yohan	2	2	2.82	8	8	0	0	0	51.0	37	18	16	5	1	11	44	0	1	.199
Santos, Reid	2	6	4.70	25	18	0	0	0	97.2	132	67	51	10	2	34	66	4	0	.320
Slama, Anthony	0	2	3.45	11	0	0	0	4	15.2	11	6	6	0	0	8	19	2	0	.212
Swarzak, Anthony	4	5	3.28	13	13	0	0	0	79.2	79	31	29	4	3	21	45	2	0	.261
<b>Totals</b>	<b>70</b>	<b>74</b>	<b>4.27</b>	<b>144</b>	<b>144</b>	<b>7</b>	<b>7</b>	<b>29</b>	<b>1266.1</b>	<b>1334</b>	<b>685</b>	<b>601</b>	<b>99</b>	<b>43</b>	<b>449</b>	<b>948</b>	<b>61</b>	<b>3</b>	<b>.271</b>



## TOM NIETO MANAGER

Named manager  
10/27/08, replacing  
Bobby Cuellar

'09 Record ..... 72-69  
Finish ..... 2nd place



## NEW BRITAIN ROCK CATS

P.O. BOX 1718, NEW BRITAIN, CT 06050

(860) 224-8383

FAX: (860) 225-6267

Eastern League - AA (15th year)

President/CEO ..... Bill Dowling  
Chairman of the Board ..... Coleman Levy  
Vice President/General Manager ..... John Willi  
Media Relations ..... Jeff Dooley  
Stadium ..... New Britain Stadium  
Capacity ..... 6,146  
Manager ..... Tom Nieto  
Pitching Coach ..... Stu Cliburn  
Coach ..... Floyd Rayford  
Trainer ..... Chad Jackson

## 2009 FINAL STATISTICS

PLAYER	AVG	G	AB	R	H	2B	3B	HR	RBI	SH	SF	HB	BB	SO	SB	CS	E	OBP
Berg, Daniel	.098	15	41	3	4	1	0	0	8	0	0	2	3	14	0	0	0	.196
Christy, Jeff	.190	29	79	5	15	1	0	0	7	3	0	0	7	15	0	0	3	.256
de San Miguel, Allan	.196	22	56	13	11	4	1	0	8	1	1	3	15	20	0	0	2	.387
Dinkelman, Brian	.296	129	459	62	136	38	2	8	65	10	5	13	55	73	5	6	7	.383
Gaetti, Joe	.139	9	36	1	5	3	1	0	2	0	1	1	1	14	0	0	0	.179
Gardenhire, Toby	.265	71	200	21	53	8	0	0	19	6	0	4	14	36	2	1	10	.326
Grudzielanek, Mark	.267	8	30	6	8	0	0	0	0	0	1	2	6	0	0	0	2	.333
Hughes, Luke	.250	56	200	22	50	15	3	6	36	1	5	4	19	38	1	1	9	.320
Lehmann, Danny	.190	56	168	11	32	8	0	0	10	7	1	1	12	18	0	1	1	.247
Lis, Erik	.283	128	459	66	130	29	1	17	69	1	6	8	45	101	1	1	6	.353
Machado, Alejandro	.200	12	40	7	8	3	0	1	6	0	0	1	4	8	0	1	3	.289
Moses, Matt	.224	78	255	34	57	10	1	7	43	0	1	0	18	52	4	5	0	.274
Ortiz, Yancarlos	.223	106	327	31	73	6	3	0	26	13	3	3	38	68	2	3	16	.307
Portes, Juan	.297	100	327	45	97	21	3	6	40	4	2	3	34	45	7	3	5	.366
Ramos, Wilson	.317	54	205	31	65	16	0	4	29	0	1	2	6	23	0	0	4	.341
Robbins, Whitney	.278	117	425	53	118	23	2	9	49	1	2	4	43	75	0	3	9	.348
Roberts, Brandon	.287	103	397	65	114	18	2	3	37	7	2	12	29	60	21	7	2	.352
Santana, Ramon	.267	4	15	4	4	1	0	0	1	0	0	1	1	3	0	0	0	.353
Singleton, Steve	.291	46	158	15	46	11	3	1	18	0	1	0	7	23	1	1	5	.319
Solarte, Yangelvis	.143	3	7	0	1	0	0	0	0	0	0	0	0	1	0	0	0	.143
Tolleson, Steven	.258	38	151	21	39	10	2	2	13	1	1	4	16	20	6	2	8	.343
Tosoni, Rene	.271	122	425	64	115	25	4	15	71	1	3	16	45	98	8	8	7	.360
Valencia, Danny	.284	57	218	44	62	14	4	7	29	0	2	1	31	40	0	2	8	.373
<b>Totals</b>	<b>.266</b>	<b>141</b>	<b>4678</b>	<b>624</b>	<b>1243</b>	<b>265</b>	<b>32</b>	<b>86</b>	<b>586</b>	<b>56</b>	<b>37</b>	<b>84</b>	<b>445</b>	<b>851</b>	<b>58</b>	<b>45</b>	<b>125</b>	<b>.338</b>

PITCHER	W	L	ERA	G	GS	CG	SH	SV	IP	H	R	ER	HR	HB	BB	SO	WP	BK	BAA
Burnett, Alex	1	2	1.79	40	0	0	0	9	55.1	36	14	11	2	3	19	52	1	0	.187
Davis, Tony	0	0	0.00	2	0	0	0	0	3.0	1	0	0	0	0	0	1	0	0	.111
Delaney, Rob	1	1	2.00	26	0	0	0	0	36.0	32	11	8	1	1	6	40	2	0	.242
DeVries, Cole	7	14	4.84	26	26	1	0	0	137.2	162	88	74	16	6	46	90	7	0	.291
Fox, Matt	9	9	3.58	28	26	1	0	0	151.0	143	67	60	12	7	56	120	13	1	.250
Guerra, Deolis	6	3	5.17	12	11	1	1	0	62.2	62	38	36	4	5	17	49	4	0	.258
Gutierrez, Carlos	1	3	6.19	22	6	0	0	0	52.1	62	36	36	6	3	24	32	1	0	.300
Lugo, Jose	4	2	4.19	50	0	0	0	3	58.0	54	36	27	2	7	28	56	2	0	.237
Manship, Jeff	6	4	4.28	13	13	0	0	0	75.2	72	37	36	2	2	20	45	1	0	.249
Mata, Frank	2	5	3.78	52	5	0	0	3	78.2	83	49	33	3	7	34	60	5	2	.268
McCardell, Mike	5	2	4.10	9	9	0	0	0	48.1	45	22	22	4	3	16	40	0	0	.247
Mullins, Ryan	11	11	4.03	28	27	1	0	0	145.0	175	78	65	13	6	36	133	6	1	.298
Pino, Yohan	5	1	3.19	32	4	0	0	0	62.0	61	24	22	4	5	16	64	2	0	.257
Rainville, Jay	3	3	5.56	19	13	0	0	0	69.2	90	51	43	6	3	24	40	1	0	.315
Slama, Anthony	4	2	2.48	51	0	0	0	25	65.1	46	18	18	5	2	32	93	3	1	.201
Steadley, Spencer	2	1	3.38	20	0	0	0	0	18.2	16	9	7	2	2	10	16	3	0	.239
Van Mil, Loek	1	1	2.45	8	0	0	0	1	7.1	7	2	2	0	0	6	5	0	0	.269
Waldrop, Kyle	2	3	1.46	31	0	0	0	0	55.2	51	14	9	2	7	18	30	4	0	.246
Ward, Zach	2	2	6.75	22	1	0	0	0	29.1	30	27	22	3	3	25	17	3	0	.250
<b>Totals</b>	<b>72</b>	<b>69</b>	<b>3.94</b>	<b>141</b>	<b>141</b>	<b>4</b>	<b>11</b>	<b>41</b>	<b>1211.2</b>	<b>1228</b>	<b>621</b>	<b>530</b>	<b>87</b>	<b>72</b>	<b>433</b>	<b>983</b>	<b>58</b>	<b>5</b>	<b>.263</b>

# FT. MYERS MIRACLE

14400 SIX MILE CYPRESS PARKWAY, FT. MYERS, FL 33912

(239) 768-4210

FAX: (239) 768-4211

Florida State League - A (18th year)

President ..... Linda McNabb  
General Manager ..... Steve Gliner  
Media Relations ..... Gary Sharp  
Stadium ..... Hammond Stadium  
Capacity ..... 7,500  
Manager ..... Jeff Smith  
Pitching Coach ..... Steve Mintz  
Coach ..... Jim Dwyer  
Trainer ..... Larry Bennese

## JEFF SMITH

MANAGER

Named manager

10/23/07, replacing

Kevin Boles



'09 Record ..... 80-58  
XXXXFinish ..... 1st half/1st place, 2nd half/1st place



## 2009 FINAL STATISTICS

PLAYER	AVG	G	AB	R	H	2B	3B	HR	RBI	SH	SF	HB	BB	SO	SB	CS	E	OBP
Arias, Henry	.000	1	1	0	0	0	0	0	0	0	0	0	0	1	0	0	0	.000
Benson, Joe	.285	80	263	46	75	10	3	5	29	3	2	13	46	74	14	7	4	.414
Berg, Daniel	.239	45	159	23	38	9	2	1	18	1	1	5	16	53	1	1	4	.326
Bigley, Evan	.280	95	328	39	92	22	2	5	46	5	1	6	22	71	1	5	2	.336
Cates, Chris	.251	118	370	41	93	6	2	0	25	9	3	3	34	27	10	8	17	.317
De Los Santos, Estarlin	.290	68	262	33	76	11	7	1	23	5	1	3	13	49	11	4	23	.330
de San Miguel, Allan	.231	36	91	9	21	2	0	1	10	3	1	2	21	26	0	1	3	.383
Dolenc, Mark	.288	110	386	44	111	19	5	4	42	6	3	3	24	84	27	6	4	.332
Fernandez, Jair	.224	84	255	30	57	14	0	4	28	4	2	4	25	45	1	1	5	.301
Lehmann, Danny	.294	25	68	9	20	3	0	1	5	1	2	0	9	7	2	0	1	.367
Leveret, Rene	.286	92	301	25	86	17	1	5	38	0	1	7	30	65	1	2	7	.363
Machado, Alejandro	.277	12	47	7	13	3	0	0	3	0	1	2	6	7	0	1	0	.375
Mauer, Joe	.400	5	15	2	6	2	0	0	4	0	1	0	2	1	0	0	0	.444
Parmelee, Chris	.258	123	422	61	109	27	1	16	73	0	8	6	65	109	2	2	11	.359
Rams, Daniel	.308	5	13	2	4	2	0	0	3	0	0	0	1	3	0	0	0	.357
Revere, Ben	.311	121	466	75	145	13	4	2	48	1	3	7	40	34	45	17	0	.372
Richardson, Juan	.210	22	62	4	13	1	0	0	6	0	1	0	2	8	0	1	4	.231
Romero, Deibinson	.222	120	424	57	94	18	3	5	56	0	11	7	51	103	3	1	22	.308
Romero, Nicholas	.247	74	235	28	58	11	3	4	29	0	2	5	37	45	4	0	12	.358
Singleton, Steve	.269	80	297	41	80	15	8	5	39	6	1	4	23	26	6	3	5	.329
Solarie, Yangelvis	.188	4	16	2	3	1	0	0	1	0	0	0	0	1	0	0	0	.188
Soto, Alexander	.212	26	85	7	18	2	0	1	7	0	0	0	6	25	0	0	0	.264
<b>Totals</b>	<b>.265</b>	<b>138</b>	<b>4566</b>	<b>585</b>	<b>1212</b>	<b>208</b>	<b>41</b>	<b>60</b>	<b>533</b>	<b>44</b>	<b>45</b>	<b>77</b>	<b>473</b>	<b>864</b>	<b>128</b>	<b>60</b>	<b>145</b>	<b>.341</b>

PITCHER	W	L	ERA	G	GS	CG	SH	SV	IP	H	R	ER	HR	HB	BB	SO	WP	BK	BAA
Allen, Michael	1	0	3.38	10	0	0	0	0	13.1	11	7	5	0	2	7	12	0	0	.229
Arias, Henry	4	5	5.19	44	1	0	0	4	69.1	72	43	40	7	6	36	55	13	0	.269
Arias, Santos	6	3	2.15	38	9	0	0	3	100.2	90	26	24	1	6	27	72	3	1	.243
Baker, Scott	1	0	1.29	1	1	0	0	0	7.0	5	1	1	0	0	1	3	0	0	.227
Bonser, Boof	0	0	0.00	1	0	0	0	0	1.0	0	0	0	0	0	1	1	0	0	.000
Bromberg, David	13	4	2.70	27	26	1	1	0	153.1	125	52	46	6	14	63	148	5	0	.224
Burnett, Alex	2	1	1.99	18	0	0	0	4	22.2	14	6	5	0	1	7	26	0	0	.175
Erickson, Blair	1	5	4.39	44	0	0	0	15	53.1	50	30	26	2	5	32	63	7	0	.250
Guerra, Deolis	6	8	4.69	16	15	0	0	0	86.1	95	52	45	6	5	25	57	5	2	.278
Gutierrez, Carlos	2	3	1.32	11	10	0	0	0	54.2	37	20	8	1	2	22	33	5	0	.192
Hirschfeld, Steve	7	7	2.23	32	17	2	1	0	117.0	93	36	29	6	7	31	86	7	1	.215
Lanigan, Bobby	1	0	4.70	7	2	0	0	0	15.1	21	9	8	1	4	4	14	0	0	.318
McCardell, Mike	9	6	3.93	17	17	1	0	0	94.0	98	51	41	10	11	16	78	1	0	.272
Perkins, Glen	1	0	2.45	2	2	1	1	0	11.0	8	5	3	2	0	1	9	0	0	.195
Robertson, Tyler	8	8	3.33	26	26	0	0	0	143.1	139	64	53	7	7	51	103	7	0	.259
Steedley, Spencer	4	0	1.79	35	0	0	0	6	50.1	39	16	10	2	3	18	46	2	2	.214
Stuifbergen, Tom	0	0	10.12	1	1	0	0	0	2.2	5	4	3	0	0	1	3	0	0	.385
Tarsi, Michael	3	4	4.14	12	11	0	0	0	67.1	77	41	31	4	2	21	57	6	1	.281
Testa, Joe	5	0	1.22	21	0	0	0	1	37.0	29	13	5	2	1	18	53	0	0	.213
Van Mil, Loek	0	0	2.86	25	0	0	0	5	34.2	29	11	11	3	3	17	23	2	0	.236
Waldrop, Kyle	3	2	3.09	20	0	0	0	3	35.0	43	15	12	0	2	7	20	1	0	.312
Watts, Dakota	0	2	14.85	5	0	0	0	0	6.2	10	12	11	0	0	10	6	1	0	.370
Williams, Matthew	3	0	2.88	16	0	0	0	1	25.0	22	9	8	3	2	5	30	2	1	.232
<b>Totals</b>	<b>80</b>	<b>58</b>	<b>3.18</b>	<b>138</b>	<b>138</b>	<b>5</b>	<b>11</b>	<b>42</b>	<b>1201.0</b>	<b>1112</b>	<b>523</b>	<b>424</b>	<b>63</b>	<b>83</b>	<b>421</b>	<b>998</b>	<b>67</b>	<b>8</b>	<b>.247</b>



## NELSON PRADA

### MANAGER

Named manager  
10/23/07, replacing  
Jeff Smith

'09 Record ..... 57-83  
XXXFinish ..... 1st half/8th place, 2nd half/8th place



## BELOIT SNAPPERS

2301 SKYLINE DR., BELOIT, WI 53511  
(608) 362-2272  
FAX: (608) 362-0418

Midwest League - A (5th year)

Chairman .....	Dennis Conerton
President .....	Perry Folts
General Manager .....	Jeff Vohs
Media Relations .....	Marcus Jacobs
Stadium .....	Pohlman Field
Capacity .....	3,500
Manager .....	Nelson Prada
Pitching Coach .....	Gary Lucas
Coach .....	Rich Miller
Trainer .....	Alan Rail

## 2009 FINAL STATISTICS

PLAYER	AVG	G	AB	R	H	2B	3B	HR	RBI	SH	SF	HB	BB	SO	SB	CS	E	OBP
Beresford, James	.289	114	450	52	130	11	0	0	38	17	1	3	34	70	15	11	25	.342
Bigley, Evan	.307	25	101	16	31	6	1	2	22	0	0	2	3	19	2	2	1	.340
De La Osa, Dominic	.205	106	366	44	75	10	2	1	24	4	1	7	33	86	8	5	15	.283
Hanson, Nathan	.333	3	9	3	3	1	0	0	2	0	0	0	3	2	0	0	1	.500
Harrington, Michael	.253	106	360	47	91	21	3	3	30	7	5	8	31	65	6	3	11	.322
Hicks, Aaron	.228	107	373	44	85	31	1	4	46	1	1	1	30	98	3	1	5	.286
Ladendorf, Tyler	.251	67	251	43	63	15	3	4	29	2	3	1	40	55	10	8	7	.353
Lanning, Jeff	.233	15	60	7	14	2	0	0	4	0	0	1	4	13	2	1	2	.292
Lewis, Ozzie	.250	52	164	18	41	9	1	2	17	2	3	0	15	39	2	0	6	.308
Morales, Angel	.272	108	401	43	109	22	1	7	53	1	6	5	24	91	7	4	1	.317
Munroe, Stewart	.266	115	376	63	100	22	5	13	62	2	3	7	30	104	19	6	8	.329
Rams, Daniel	.263	5	19	3	5	1	0	0	0	0	0	0	1	5	0	0	1	.300
Richardson, Juan	.229	48	175	24	40	14	0	7	23	0	0	2	18	77	0	0	9	.308
Romero, Nicholas	.271	18	59	5	16	1	0	0	4	0	0	1	3	4	0	1	2	.317
Sanchez, Hank	.222	31	108	18	24	2	1	2	14	2	3	2	16	29	4	1	8	.326
Santana, Ramon	.231	4	13	3	3	1	0	0	2	0	0	0	3	9	0	0	0	.375
Severino, Adan	.296	103	371	46	110	25	3	9	60	2	5	6	50	94	8	9	17	.384
Soto, Alexander	.171	45	111	19	19	5	1	0	4	7	0	0	13	33	4	6	7	.258
Thompson, Drew	.240	50	154	15	37	6	0	5	26	1	1	1	19	38	0	1	6	.326
Tintor, Eli	.242	91	302	37	73	15	8	2	31	3	2	0	38	70	6	5	15	.325
Walton, Jon	.184	12	38	6	7	1	0	0	3	0	0	0	7	14	0	2	1	.311
Williams, Reggie	.236	109	402	48	95	17	2	5	38	0	1	0	41	91	3	1	8	.306
Williams, Reggie	.600	3	10	2	6	2	0	0	2	0	0	0	2	2	0	1	0	.667
<b>Totals</b>	<b>.252</b>	<b>140</b>	<b>4673</b>	<b>606</b>	<b>1177</b>	<b>240</b>	<b>32</b>	<b>66</b>	<b>534</b>	<b>51</b>	<b>35</b>	<b>47</b>	<b>458</b>	<b>1108</b>	<b>99</b>	<b>68</b>	<b>171</b>	<b>.323</b>

PITCHER	W	L	ERA	G	GS	CG	SH	SV	IP	H	R	ER	HR	HB	BB	SO	WP	BK	BAA
Allen, Michael	2	8	4.89	27	11	1	0	0	77.1	95	55	42	4	9	32	67	6	0	.307
Berlind, Daniel	5	13	4.76	31	21	2	0	2	128.2	131	83	68	8	9	56	97	14	1	.266
Blevins, Steven	3	5	3.52	50	0	0	0	3	76.2	79	38	30	2	4	26	67	3	0	.262
Bullock, Billy	3	0	2.73	26	0	0	0	8	26.1	25	11	8	0	7	12	35	2	0	.253
Carr, Kyle	0	2	3.42	16	0	0	0	0	23.2	26	14	9	2	0	9	27	7	0	.263
Hanson, Nathan	0	0	0.00	1	0	0	0	0	1.0	2	0	0	0	0	0	0	0	0	.400
Hendricks, Liam	3	5	3.51	11	11	0	0	0	66.2	73	34	26	3	2	15	62	5	1	.278
Hernandez, Danny	0	0	9.00	3	0	0	0	0	5.0	6	6	5	0	1	4	7	2	0	.273
Hunt, Shooter	0	1	10.70	7	5	0	0	0	17.2	15	23	21	1	4	33	18	7	0	.246
Lanigan, Bobby	10	7	4.52	22	22	1	0	0	123.1	130	66	62	10	10	29	102	12	0	.265
Leavitt, Curtis	0	3	8.31	12	3	0	0	0	21.2	28	24	20	4	0	11	23	4	0	.311
Marquez, Winston	0	2	5.21	8	2	0	0	0	19.0	19	11	11	0	1	10	30	5	0	.260
Martin, Blake	3	1	4.06	22	0	0	0	1	31.0	29	17	14	3	1	22	41	5	0	.246
Osterbrock, Daniel	7	10	5.19	28	26	1	0	0	137.0	173	95	79	15	5	35	140	15	0	.312
Pugh, Bruce	4	5	2.86	35	8	0	0	0	85.0	71	34	27	4	3	47	99	11	0	.228
Reyes, Henry	0	1	9.31	9	1	0	0	1	19.1	26	22	20	2	1	7	14	5	1	.329
Rondon, Danny	2	4	5.30	21	0	0	0	1	35.2	51	23	21	3	0	10	28	2	0	.342
Stillings, Brad	0	0	5.73	7	0	0	0	0	11.0	15	9	7	1	2	4	6	1	0	.306
Tarsi, Michael	4	1	1.84	11	5	0	0	0	44.0	41	10	9	1	1	15	41	5	0	.255
Testa, Joe	0	2	2.56	25	1	0	0	7	45.2	26	17	13	1	2	23	63	5	0	.161
Tippett, Brad	9	8	3.21	25	24	0	0	0	146.0	131	64	52	10	13	25	107	7	2	.239
Williams, Matthew	1	2	2.70	32	0	0	0	8	43.1	40	20	13	5	3	14	40	3	0	.250
Wright, Thomas	1	3	6.00	21	0	0	0	0	33.0	41	25	22	2	2	21	27	2	0	.301
<b>Totals</b>	<b>57</b>	<b>83</b>	<b>4.28</b>	<b>140</b>	<b>140</b>	<b>5</b>	<b>5</b>	<b>31</b>	<b>1218.0</b>	<b>1273</b>	<b>701</b>	<b>579</b>	<b>81</b>	<b>80</b>	<b>460</b>	<b>1141</b>	<b>128</b>	<b>5</b>	<b>.269</b>

# ELIZABETHTON TWINS

136 SOUTH SYCAMORE, ELIZABETHTON, TN 37643

(423) 547-6440

FAX: (423) 547-6442

Appalachian League - Rookie (36th year)

President ..... Harold Mains  
General Manager ..... Mike Mains  
Stadium ..... Joe O'Brien Field  
Capacity ..... 2,500  
Manager ..... Ray Smith  
Pitching Coach ..... Jim Shellenback  
Coach ..... Jeff Reed  
Trainer ..... Ryan Hedwall

## RAY SMITH

MANAGER

Named manager

1/28/02, replacing

Rudy Hernandez



'09 Record ..... 45-23  
Finish ..... 1st place



## 2009 FINAL STATISTICS

PLAYER	AVG	G	AB	R	H	2B	3B	HR	RBI	SH	SF	HB	BB	SO	SB	CS	E	OBP
Dozier, Brian	.353	53	218	38	77	17	0	0	14	1	3	3	23	26	3	0	14	.417
Goncalves, Jonathan	.256	49	172	27	44	7	0	4	20	2	1	1	11	55	7	4	5	.303
Gonzales, Michael	.304	56	214	42	65	11	1	8	43	0	3	1	21	64	0	1	6	.364
Herrmann, Chris	.297	59	236	45	70	14	1	7	30	1	2	5	33	40	2	2	2	.391
Hidalgo, Anderson	.291	50	175	34	51	13	0	6	26	2	2	1	25	38	2	3	10	.379
Klingsberg, Paul-Michael	.320	27	100	20	32	10	1	2	15	1	1	0	11	27	0	0	3	.384
Ladendorf, Tyler	.410	17	61	18	25	7	0	4	17	0	1	1	11	7	1	0	4	.500
Lara, Herbert	.218	44	147	18	32	2	2	4	17	0	1	3	12	17	2	0	1	.288
Liddle, Steven	.360	13	50	14	18	2	0	2	5	0	1	0	8	11	0	0	0	.441
McCallum, Derek	.241	57	228	38	55	11	3	5	38	2	5	2	23	55	1	1	8	.310
Munroe, Stewart	.109	15	64	4	7	3	0	1	8	1	1	0	3	20	0	0	5	.147
Pinto, Josmil	.332	53	205	34	68	14	2	13	55	0	4	2	19	39	0	1	3	.387
Rams, Daniel	.355	16	62	19	22	7	1	6	23	0	0	2	8	22	0	0	1	.444
Rohlfing, Daniel	.239	32	113	17	27	6	2	1	14	0	2	0	15	26	1	0	1	.323
Streich, Tobias	.222	50	189	38	42	13	0	10	37	1	2	3	15	37	0	0	2	.287
Williams, Reggie	.250	43	156	27	39	8	2	7	25	2	0	2	13	30	0	1	10	.316
<b>Totals</b>	<b>.282</b>	<b>68</b>	<b>2390</b>	<b>433</b>	<b>674</b>	<b>145</b>	<b>15</b>	<b>80</b>	<b>387</b>	<b>13</b>	<b>29</b>	<b>26</b>	<b>251</b>	<b>514</b>	<b>19</b>	<b>13</b>	<b>79</b>	<b>.353</b>

PITCHER	W	L	ERA	G	GS	CG	SH	SV	IP	H	R	ER	HR	HB	BB	SO	WP	BK	BAA
Acosta, Ramon	0	2	5.04	15	0	0	0	1	25.0	34	22	14	3	3	8	14	2	0	.318
Bashore, Matthew	0	0	0.00	1	0	0	0	0	2.0	3	0	0	0	0	0	2	0	0	.375
Bullock, Billy	1	0	1.23	7	0	0	0	3	7.1	3	2	1	0	1	1	10	2	0	.125
Carr, Kyle	1	0	1.25	12	0	0	0	5	21.2	9	4	3	1	0	7	34	2	0	.120
Davis, Tony	2	3	5.35	21	0	0	0	6	35.1	43	23	21	2	1	21	47	2	0	.312
Garcia, Jhon	1	1	4.15	4	2	0	0	0	13.0	17	6	6	1	0	2	10	1	0	.321
Garcia, Martine	5	3	4.42	13	12	0	0	0	59.0	61	31	29	4	5	31	54	8	0	.274
Hendriks, Liam	2	0	3.71	3	3	0	0	0	17.0	19	8	7	0	0	1	13	0	0	.271
Holbrooks, Kane	2	2	5.04	17	1	0	0	0	25.0	33	18	14	0	4	12	29	3	0	.324
Ibarra, Edgar	6	2	2.84	14	6	1	1	0	50.2	37	16	16	1	4	19	57	5	0	.213
Kennelly, Peter	3	1	2.01	12	0	0	0	1	22.1	17	6	5	1	0	17	27	3	0	.221
Marquez, Winston	1	0	3.27	7	0	0	0	0	11.0	10	5	4	0	0	7	15	0	0	.222
Mota, Kelvin	0	0	3.86	6	0	0	0	0	11.2	5	5	5	4	0	4	13	0	0	.125
Munoz, Miguel	5	4	4.96	13	13	0	0	0	69.0	82	44	38	6	4	14	62	12	0	.291
Sanchez, Angelo	5	1	5.52	12	12	0	0	0	60.1	64	38	37	15	4	20	64	4	1	.275
Stillings, Brad	0	1	4.19	10	6	0	0	0	38.2	45	24	18	5	1	13	26	2	0	.300
Stuijbergen, Tom	5	2	3.28	13	13	1	0	0	79.2	79	35	29	4	1	6	69	3	0	.257
Tone, Matthew	4	1	1.31	16	0	0	0	1	34.1	13	5	5	1	1	23	45	5	1	.119
Tootle, Ben	0	0	0.00	6	0	0	0	2	6.1	4	0	0	0	0	2	1	0	0	.190
Watts, Dakota	2	0	2.70	10	0	0	0	1	13.1	9	4	4	0	0	12	12	1	0	.196
<b>Totals</b>	<b>45</b>	<b>23</b>	<b>3.82</b>	<b>68</b>	<b>68</b>	<b>2</b>	<b>2</b>	<b>20</b>	<b>602.2</b>	<b>587</b>	<b>296</b>	<b>256</b>	<b>48</b>	<b>29</b>	<b>220</b>	<b>604</b>	<b>55</b>	<b>2</b>	<b>.257</b>





## JAKE MAUER MANAGER

Named manager  
10/23/07, replacing  
Nelson Prada

'09 Record ..... 34-21  
Finish ..... 1st place



## GULF COAST LEAGUE TWINS

14110 SIX MILE CYPRESS PARKWAY, FT. MYERS, FL 33912  
(239) 768-4280  
FAX: (239) 768-4228

Gulf Coast League - Rookie (20th year)

Stadium ..... Lee County Sports Complex  
Manager ..... Jake Mauer  
Pitching Coach ..... Ivan Artega  
Coach ..... Milt Cuyler  
Coach ..... Rudy Hernandez  
Trainer ..... Chris Johnson

## 2009 FINAL STATISTICS

PLAYER	AVG	G	AB	R	H	2B	3B	HR	RBI	SH	SF	HB	BB	SO	SB	CS	E	OBP
Arcia, Oswaldo	.275	44	167	21	46	11	2	5	24	0	3	2	15	18	8	0	0	.337
Arias, Jhonatan	.244	27	82	12	20	6	0	0	7	3	0	2	10	12	2	0	3	.340
Benson, Joe	.200	2	5	1	1	0	0	0	0	0	0	0	2	0	1	1	0	.429
Bistagne, Brian	.228	35	114	12	26	5	1	0	10	1	3	4	5	20	2	1	3	.278
Choi, Hyeong-rok	.279	31	111	13	31	6	1	2	14	0	2	2	13	24	2	1	5	.359
Choi, Hyun-wook	.215	31	107	13	23	4	1	1	10	1	2	0	10	15	2	1	0	.277
De Los Santos, Estarlin	.250	2	8	1	2	0	0	0	0	0	0	0	0	1	1	0	0	.250
Dozier, Brian	.286	5	14	1	4	0	0	0	0	0	0	0	2	1	0	0	0	.375
Freitas, Nick	.246	32	118	13	29	9	0	1	10	0	0	3	13	38	6	0	1	.336
Grudzielanek, Mark	.333	3	9	1	3	1	0	0	1	0	0	0	1	2	0	0	0	.400
Hanvi, Frederic	.173	19	52	5	9	1	0	0	2	2	0	1	9	12	0	0	0	.306
Hejma, Matej	.271	31	96	10	26	5	1	0	9	0	0	3	3	29	5	1	0	.314
Hughes, Luke	.273	4	11	0	3	0	0	0	0	0	0	0	4	1	0	0	3	.467
Johnson, Trayvone	.182	19	55	5	10	3	0	1	2	0	0	0	5	20	1	1	2	.250
Kang, In Kyun	.198	24	81	3	16	1	1	1	5	0	1	1	5	15	0	1	2	.250
Lin, Wang-Wei	.364	10	33	6	12	3	0	1	7	0	0	0	4	3	2	0	0	.432
Lockwood, Nick	.250	30	88	8	22	2	0	0	5	3	0	2	6	10	2	1	11	.313
Machado, Alejandro	.556	3	9	1	5	1	0	0	0	0	0	0	1	3	2	0	0	.600
Perez, Jairo	.217	37	120	14	26	7	1	1	9	0	2	3	17	12	4	1	14	.324
Ramos, Wilson	.316	5	19	4	6	1	1	3	6	0	0	0	0	0	0	0	0	.316
Rhodes, Rory	.198	35	116	11	23	6	1	0	7	0	2	2	9	28	0	0	6	.264
Santana, Daniel	.265	44	170	30	45	7	5	3	26	3	2	2	8	27	11	1	14	.302
Solarte, Yangervis	.179	9	28	4	5	0	0	0	4	1	2	1	5	1	0	0	1	.306
Tindall, Nicholas	.185	17	54	8	10	4	0	0	8	1	0	5	2	20	0	0	0	.279
Vargas, Kennys	.257	35	109	12	28	7	0	3	18	0	1	3	17	34	2	0	3	.369
Totals	.243	55	1776	209	431	90	15	22	184	15	20	36	166	346	53	10	74	.317

PITCHER	W	L	ERA	G	GS	CG	SH	SV	IP	H	R	ER	HR	HB	BB	SO	WP	BK	BAA
Alvarez, Edison	3	0	4.24	12	0	0	0	1	17.0	19	11	8	0	2	6	6	3	0	.292
Calcano, Richard	0	0	6.75	3	0	0	0	0	2.2	0	3	2	0	3	2	3	0	0	.000
Cardenas, Eliecer	1	2	5.47	11	3	0	0	0	24.2	31	20	15	3	2	7	24	3	1	.298
Doran, Raynard	1	0	2.57	5	0	0	0	0	7.0	6	2	2	1	0	1	5	0	0	.222
Fuentes, Melvin	1	1	1.29	12	0	0	0	2	21.0	16	7	3	0	0	4	24	1	0	.205
Garcia, Jhon	2	3	2.13	7	7	0	0	0	38.0	33	13	9	2	0	3	28	1	0	.228
Gonzalez, Jose	1	0	1.42	8	0	0	0	1	12.2	9	3	2	0	0	2	10	0	0	.196
Hermesen, B.J.	6	2	1.35	10	10	1	1	0	53.1	32	12	8	0	8	4	42	2	0	.171
Hunt, Shooter	0	4	9.60	7	5	0	0	0	15.0	10	16	16	0	3	25	8	7	0	.200
Lobanov, Andrey	2	1	0.82	15	0	0	0	7	22.0	14	5	2	1	0	1	35	0	0	.173
Mijares, Jean	1	0	2.81	12	0	0	0	0	16.0	5	6	5	1	2	14	17	7	0	.100
Mota, Kelvin	0	0	1.00	6	0	0	0	0	9.0	8	1	1	1	0	2	4	0	0	.267
Parra, Leonardo	1	0	7.71	9	0	0	0	0	14.0	18	13	12	2	1	5	11	2	1	.305
Perkins, Glen	0	0	0.00	1	1	0	0	0	1.0	0	0	0	0	0	0	0	0	0	.000
Rehacek, Jan	1	0	0.00	4	0	0	0	1	6.0	1	1	0	0	0	1	7	0	1	.053
Salcedo, Adrian	3	2	1.46	11	10	0	0	0	61.2	59	25	10	1	5	3	58	4	1	.237
See, Zach	2	0	0.69	13	0	0	0	2	26.0	16	3	2	0	1	10	34	2	0	.178
Sosa, Oswaldo	1	1	2.00	6	0	0	0	0	9.0	9	4	2	1	1	4	12	0	1	.257
Tonkin, Michael	3	4	3.62	11	9	0	0	0	54.2	55	30	22	2	4	9	60	5	0	.258
Watts, Dakota	0	0	0.00	6	0	0	0	4	9.1	1	1	0	0	0	3	10	0	1	.034
Weller, Blayne	5	1	1.58	11	10	0	0	0	57.0	46	12	10	1	4	8	49	4	0	.216
<b>Totals</b>	<b>34</b>	<b>21</b>	<b>2.47</b>	<b>55</b>	<b>55</b>	<b>1</b>	<b>6</b>	<b>18</b>	<b>477.0</b>	<b>388</b>	<b>188</b>	<b>131</b>	<b>16</b>	<b>36</b>	<b>114</b>	<b>447</b>	<b>41</b>	<b>6</b>	<b>.218</b>

## DOMINICAN REPUBLIC BASEBALL ACADEMY

The Twins Dominican Republic operations were completely revamped following the 2003 season. The club relocated its training complex to a brand new state-of-the-art baseball complex in Boca Chica, which opened in May, 2004.

The Complejo Latinoamericano de Beisbol, S.A. (a.k.a. "Baseball City") houses four major league organizations; Arizona, Chicago Cubs, Cincinnati and the Twins. Each club has its own individual facilities within one large complex.

The club provides housing and meals for amateur players working out in the Academy program, as well as for its professional players on the Dominican Summer League team.

A lower level of the two-story building includes a locker room, weight training room, office/meeting space, laundry, kitchen and a large dining room. The second floor features seven dormitory rooms which can accommodate up to 56 players, two large staff rooms, and a large game room. Programs are provided year-round to teach English and cultural development to all signed players.

Boca Chica is located 30 minutes east of downtown Santo Domingo, and the Twins complex is just 10 minutes from the international airport.

The playing facilities include a full-sized playing field, an additional infield for workouts and drills, two covered batting tunnels and a 6-mound training area for pitchers.

The Twins Dominican facility is in full operation from February through mid-December.

### 2009 DOMINICAN ACADEMY STAFF

Ramon Borrego.....	Field Manager	Francisco Solano.....	Facility Administrator
Pablo Frias.....	Pitching Coach	Ramon Perez.....	Grounds/Gardener
Jose Leger.....	Coach	Esther Reyes.....	Kitchen Coordinator
Joselin Carreras.....	Trainer	Merary Reyes.....	Kitchen/Cleaning Staff
Geoff Brachvogel.....	English Language Coordinator	Ana Martinez & Francia Polanco.....	Kitchen Staff
Fred Guerrero.....	Scouting Coordinator	Adolfo Perez.....	Clubhouse Manager
Francisco Tejeda.....	Scout	Vicente Arias, Eury Haslen, Francisco Pilar.....	Part-time Scouts

### 2009 FINAL STATISTICS

PLAYER	AVG	G	AB	R	H	2B	3B	HR	RBI	SH	SF	HB	BB	SO	SB	CS	E	OBP
Arias, Victor	.250	34	96	11	24	4	2	0	10	3	1	5	11	25	5	5	13	.354
Blanco, Juan	.285	47	186	34	53	10	0	1	24	4	0	5	5	9	14	8	3	.321
Ciprian, Ernesto	.183	43	120	15	22	4	0	0	14	1	1	1	19	22	3	3	2	.298
De Oliveira, Alexandre	.169	23	71	9	12	1	0	0	7	0	0	1	12	18	1	0	2	.298
Estaba, Pedro	.278	28	90	15	25	4	1	0	20	0	0	3	12	15	4	1	7	.381
Franco, Yancarlo	.252	46	151	25	38	6	1	3	21	3	2	2	15	33	8	5	11	.324
Gallardo, Felix	.224	18	49	4	11	3	0	0	6	0	1	4	10	14	0	0	1	.391
Galvan, Lesther	.190	29	100	11	19	2	0	0	7	1	1	1	8	31	3	1	8	.255
Gonzalez, Erick	.095	8	21	1	2	0	0	0	1	0	0	2	2	7	1	2	1	.240
Guillen, Wander	.336	31	110	15	37	3	1	1	19	0	0	2	19	23	2	3	6	.443
Martinez, Felix	.224	16	49	7	11	1	0	0	4	0	1	2	11	18	1	1	2	.381
Martinez, Yorbey	.265	49	181	25	48	6	2	0	31	1	3	6	22	23	11	4	9	.358
Murillo, Jose	.188	28	80	6	15	3	0	0	7	2	1	2	8	17	3	1	7	.275
Murtiz, Kelvin	.181	48	149	28	27	6	1	1	11	1	0	6	25	57	8	4	2	.322
Pimentel, Candido	.293	54	188	53	55	8	3	1	21	1	3	1	42	42	20	5	0	.419
Pina, Randy	.125	30	88	10	11	3	0	1	7	1	2	7	15	27	2	0	4	.295
Rodriguez, Jairo	.235	54	196	19	46	15	1	0	25	2	3	4	16	16	1	1	0	.301
Supulveda, Emilio	.180	42	111	16	20	2	0	0	7	2	0	1	13	28	9	3	1	.272
Silvania, Kelvin	.283	16	60	11	17	4	1	2	12	0	1	4	5	8	1	0	6	.371
Trinidad, Romy	.312	46	157	28	49	5	0	1	15	3	0	5	32	31	15	5	4	.443
<b>Totals</b>	<b>.241</b>	<b>69</b>	<b>2253</b>	<b>343</b>	<b>542</b>	<b>90</b>	<b>13</b>	<b>11</b>	<b>269</b>	<b>25</b>	<b>20</b>	<b>64</b>	<b>302</b>	<b>464</b>	<b>112</b>	<b>52</b>	<b>99</b>	<b>.344</b>

PITCHER	W	L	ERA	G	GS	CG	SH	SV	IP	H	R	ER	HR	HB	BB	SO	WP	BK	BAA
Arevalo, Ricardo	0	1	2.48	17	0	0	0	1	32.2	22	12	9	2	5	11	19	2	0	.195
Caro, Felix	0	2	7.24	11	0	0	0	0	13.2	14	12	11	0	3	12	12	4	1	.269
Carrillo, Carlos	1	2	1.71	13	0	0	0	2	21.0	11	7	4	1	5	10	12	2	0	.155
Ciurcina, Cesar	9	2	1.39	15	13	0	0	0	84.0	50	18	13	0	11	8	72	4	0	.172
Frias, Frank	1	1	3.38	17	0	0	0	0	24.0	16	11	9	0	10	18	19	2	1	.198
Guerra, Pedro	7	0	0.38	14	11	0	0	1	71.0	44	4	3	0	6	12	75	0	0	.181
Nunez, Francisco	3	2	3.35	24	1	0	0	8	45.2	46	22	17	1	6	7	52	6	0	.256
Nunez, Luis	1	3	3.11	23	1	0	0	4	46.1	42	23	16	3	1	14	53	9	0	.237
Reverol, Renzo	4	1	2.08	7	5	0	0	0	34.2	21	16	8	1	1	4	35	1	0	.164
Sanchez, Wilson	7	2	1.47	14	14	0	0	0	73.1	51	23	12	1	1	16	76	6	0	.188
Santana, Eddy	4	1	4.46	23	0	0	0	8	38.1	43	25	19	3	2	16	30	2	0	.285
Soliman, Manuel	6	2	2.15	14	14	0	0	0	71.0	66	25	17	0	9	20	55	8	0	.244
Veras, Luis	0	0	27.00	2	0	0	0	0	1.1	2	5	4	0	0	5	2	1	0	.333
Villareal, Orlando	3	4	4.39	16	10	0	0	2	55.1	66	31	27	1	4	17	40	5	0	.303
<b>Totals</b>	<b>46</b>	<b>23</b>	<b>2.48</b>	<b>69</b>	<b>69</b>	<b>0</b>	<b>10</b>	<b>26</b>	<b>612.1</b>	<b>494</b>	<b>234</b>	<b>169</b>	<b>13</b>	<b>64</b>	<b>170</b>	<b>552</b>	<b>52</b>	<b>2</b>	<b>.219</b>

## VENEZUELA BASEBALL ACADEMY

The Twins Venezuela Baseball Academy begins its 15th year in Bejuma, Carabobo, Venezuela. The Twins facilities are among the best in Venezuela, including a 3,000 square foot dormitory and clubhouse building which opened in February, 2000. The facilities include two large sleeping rooms, locker room, training and exercise areas, and office space.

The club provides housing and meals to its professional players in a mini-camp prior to Spring Training and during a Fall Instructional League in October. Amateur players are invited to attend workouts in 30-day programs throughout the season.

### 2009 VENEZUELA ACADEMY STAFF

Asdrubal Estrada.....	Field Manager	Pablo Torres.....	Pitching Coach/Scout
Luis Ramirez.....	Pitching Coach	Edgar Guerra.....	Facility Manager
Ramon Martinez.....	Coach	Carlos Belisario.....	Clubhouse and Grounds
Vladimir Morales.....	Trainer	Nelson Meneses.....	Associate Scout - Caracas
Ana Sanchez.....	Cook	Juan Padilla.....	Associate Scout - Oriente
Isabel Castellano.....	Cook	Franklin Parra.....	Associate Scout - Valencia
Jose Leon.....	Coordinator of Scouting		

# MINNESOTA TWINS' 2009 FREE AGENT DRAFT

RD	PLAYER	POS	B/T	HT	WT	DOB	HOMETOWN	SCHOOL	SCOUT
1	Kyle Gibson	rhp	R/R	6- 5	208	10/23/87	Greenfield, IN	University of Missouri	DiMercurio
1a	Matthew Bashore	lhp	L/L	6- 3	200	4/6/88	Tipp City, OH	Indiana University	Pohl
2	Billy Bullock	rhp	R/R	6- 6	225	2/27/88	Riverview, FL	University of Florida	Corrigan
3	Ben Tootle	rhp	R/R	6- 2	185	1/9/88	Oxford, AL	Jacksonville State University (Ala.)	Powell
4	Derek McCallum	inf	L/R	5-11	175	3/22/88	Shoreview, MN	University of Minnesota	M. Wilson
5	Tobias Streich	c	R/R	6- 0	200	4/5/88	Ridgway, PA	West Virginia University	Weitzel
6	Christopher Herrmann	c	L/R	6- 0	185	11/24/87	Tomball, TX	University of Miami	Otero
7	Brad Stillings	rhp	R/R	6- 4	205	1/20/88	Washington Court, OH	Kent State University	Weitzel
8	Brian Doser	ss	R/R	5-11	190	5/15/87	Fulton, MS	University of Southern Mississippi	Winn
9	Nick Lockwood	ss	R/R	6- 1	175	1/7/91	Lutz, FL	Tampa Jesuit High School (Fla.)	Corrigan
10	Blake Dean	of	L/L	6- 1	208	2/25/88	Crestview, FL	Louisiana State University	Winn
11	Ronnie Richardson	of	S/R	5- 7	180	5/5/90	Eagle Lake, FL	Lake Region High School (Fla.)	Corrigan
12	Tony Davis	lhp	S/L	5-11	185	1/16/88	Newberry, FL	University of Florida	Corrigan
13	LeAndre Davis	ss	R/R	5-11	160	5/25/91	Smyrna, GA	Campbell High School (Ga.)	Powell
14	Matt Tone	lhp	L/L	6- 1	210	2/17/88	Rochester, NY	SUNY Cortland	Weitzel
15	Steven Liddle	of	L/L	6- 1	200	11/24/87	Brentwood, TN	Vanderbilt University	Winn
16	Dakota Watts	rhp	R/R	6- 5	210	11/16/87	Oroville, CA	Cal State University Stanislaus	Strankman
17	Nick Tindall	c	R/R	6- 4	190	8/23/91	O'Fallon, IL	O'Fallon Township High School (Ill.)	Pohl
18	Beau Stoker	3b	L/R	6- 1	200	3/12/91	Kansas City, KS	Bishop Ward High School (Kan.)	DiMercurio
19	John Stilson	rhp	R/R	6- 4	190	7/28/90	Texarkana, TX	Texarkana College	Esposito
20	Tommy Mackoul	lhp	L/L	6- 3	190	7/21/88	Mission Viejo, CA	University of California Riverside	Leavitt
21	Kane Holbrooks	rhp	R/R	6- 3	220	6/8/87	Ft. Worth, TX	Texas State University	Esposito
22	Buddy Munroe	c	S/R	5-11	180	8/28/87	Miami, FL	University of Florida	Corrigan
23	E.J. Encinosa	rhp	R/R	6- 4	200	8/5/91	Miami, FL	Coral Park High School (Fla.)	Otero
24	Mario Hollands	lhp	L/L	6- 5	205	8/26/88	El Cerrito, CA	UC Santa Barbara	Eaglin
25	Tony Bryant	rhp	R/R	6- 7	215	4/18/91	Kennewick, WA	Kennewick High School (Wa.)	Brown
26	Mike Giovenco	rhp	R/R	6- 6	235	1/4/88	River Grove, IL	North Park University	Pohl
27	Eric Decker	of	L/L	6- 2	210	3/15/87	Cold Spring, MN	University of Minnesota	M. Wilson
28	Pat Light	rhp	R/R	6- 5	195	3/29/91	Colts Neck, NJ	Christian Brothers Academy (N.J.)	J. Wilson
29	Beau Wright	lhp	L/L	6- 3	230	1/2/91	Los Alamitos, CA	Los Alamitos High School (Cal.)	Leavitt
30	Trayvone Johnson	c	R/R	6- 1	215	7/25/87	Los Angeles, CA	No School	Eaglin
31	Cody Martin	3b	L/R	6- 0	204	8/6/90	Toccoa, GA	Stephens County High School (Ga.)	Taylor
32	Aaron Senne	of	L/L	6- 3	195	11/5/87	Rochester, MI	University of Missouri	M. Wilson
33	Nick Freitas	of	R/R	6- 1	215	1/26/87	Honolulu, HI	Southern Utah University	Williams
34	Ricky Claudio	rhp	L/R	6- 3	190	12/20/90	Hialeah, FL	American Senior High School (Fla.)	Otero
35	David Hurlbut	lhp	L/L	6- 3	190	11/24/89	Concord, CA	Diablo Valley College	Strankman
36	Jason Zylstra	rhp	L/R	6- 4	210	9/5/87	Sylvauga, AL	Jacksonville State University	Powell
37	David Gutierrez	rhp	R/R	6- 0	165	9/29/87	Miami, FL	University of Miami	Otero
38	Pete Kennelly	rhp	R/R	6- 2	190	11/15/87	Pearl River, NY	Fordham University	J. Wilson
39	Ryan Sadler	rhp	R/R	6- 5	210	5/29/91	Naples, FL	Naples High School (Fla.)	Corrigan
40	Ryan Abrahamson	of	R/R	6- 3	200	6/7/90	Oakdale, MN	Tartan High School (Min.)	M. Wilson
41	Pat Butler	rhp	R/R	6- 5	200	10/10/90	Chatham, NJ	Chatham High School (N.J.)	Weiben
42	Mark Bourgeois	of	L/R	5-11	200	3/15/89	Grandby, Quebec	Chipola Junior College	Corrigan
43	Jon Hedges	1b	R/R	6- 5	235	4/30/90	Owensboro, KY	Olney Central College	Pohl
44	Tyler Herr	rhp	R/R	6- 8	220	10/8/90	Katy, TX	Katy High School (Tex.)	Esposito
45	Eddie Ahorrio	rhp	R/R	5-11	180	10/28/90	Arecibo, Puerto Rico	Jesus Silverio Delgado High School	Otero
46	Jacob Kretzer	of	R/R	5-11	205	08/29/90	St. Joseph, MO	Benton High School (Mo.)	DiMercurio
47	Richard Calacano	rhp	R/R	6- 1	180	1/15/91	Carolina, Puerto Rico	Munoz Rivera High School	Otero
48	Cody Dordan	rhp	R/R	6- 2	170	10/5/90	Newport, OR	Newport High School (Ore.)	Brown
49	Paul Klingsberg	1b	L/R	6- 4	215	3/24/88	Studio City, CA	Cal State University-Dominguez Hills	Eaglin
50	Alberto Cardenas	rhp	R/R	5- 8	180	12/11/90	Naples, FL	Palmetto Ridge High School (Fla.)	Corrigan

**BOLD** indicates signed player

# MINNESOTA TWINS' 2009 MINOR LEAGUE AWARDS

## SHERRY ROBERTSON MINOR LEAGUE PLAYER OF THE YEAR

TBA

## JIM RANTZ MINOR LEAGUE PITCHER OF THE YEAR

TBA

### MINOR LEAGUE PLAYERS OF THE MONTH

MONTH	PLAYER	POS	CLUB
APRIL	Ramon Santana	IF	Beloit
MAY	Whit Robbins	IF	New Britain
JUNE	Rene Tosoni	OF	New Britain
JULY	Steve Singleton	IF	New Britain
AUGUST	Brian Dinkelman	IF	New Britain

### MINOR LEAGUE PITCHERS OF THE MONTH

MONTH	PLAYER	POS	CLUB
APRIL	Carlos Gutierrez	RHP	Ft. Myers
MAY	David Bromberg	RHP	Ft. Myers
JUNE	Michael Tarsi	LHP	Beloit
JULY	BJ Hermesen	RHP	GCL Twins
AUGUST	Edgar Ibarra	LHP	Elizabethton

### MINOR LEAGUE PLAYERS OF THE WEEK

WEEK	PLAYER	POS	CLUB
April 17	Ramon Santana	IF	Beloit
April 24	Danny Valencia	IF	New Britain
May 1	Brian Dinkelman	IF	New Britain
May 8	Sean Henn	LHP	Rochester
May 15	Whit Robbins	IF	New Britain
May 22	Mike McCardell	RHP	Ft. Myers
May 29	Ben Revere	OF	Ft. Myers
June 5	Steve Tolleson	IF	Rochester
June 12	Kevin Mulvey	RHP	Rochester
June 19	Juan Portes	OF	New Britain
June 26	BJ Hermesen	RHP	GCL Twins
July 3	Danny Rams	C	Elizabethton
July 10	Anthony Slama	RHP	New Britain
July 17	Michael Tonkin	RHP	GCL Twins
July 24	Deolis Guerra	RHP	New Britain
July 31	David Bromberg	RHP	Ft. Myers
August 7	Daniel Santana	IF	GCL Twins
August 14	Angel Morales	OF	Beloit
August 22	Josmil Pinto	C	Elizabethton
August 29	Brock Peterson	IF	Rochester

# TWINNS 2009 DAILY RECAPS

Game #1	4/6/09 vs. Seattle	Record: 0-1, 2nd/-0.5
<b>Mariners 6</b>	<b>Twins 1</b>	
<p>The Twins lost 6-1 to the Seattle Mariners...Seattle starter Felix Hernandez held the Twins to just one run on five hits in 8.0 innings...Twins starter Francisco Liriano (0-1) suffered the loss as he made his first career Opening Day start...he pitched 7.0 innings allowing four runs on four hits, but allowed two home runs...Mike Redmond recorded the Twins lone extra-base hit (double) as he went 1-for-3 with a run scored...Alexi Casilla, Michael Cuddyer, Jason Kubel and Joe Crede all singled, it marked Crede's first hit with the Twins...Cuddyer drove in the Twins only run...Denard Span walked twice out of the leadoff spot...the Twins went just 2-for-10 with runners in scoring position and left seven runners on base.</p> <p>W: Hernandez, 1-0      L: Liriano, 0-1      S: None</p> <p>HR: Griffey Jr. (1), Gutierrez (1)</p>		

Game #2	4/7/09 vs. Seattle	Record: 1-1, 2nd/-0.5
<b>Twins 6</b>	<b>Mariners 5</b>	
<p>The Twins beat the Mariners by a score of 6-5 in come-from-behind fashion...the Twins were down to their last out trailing by two runs before they rallied for three runs in the ninth...Alexi Casilla delivered the game-winning hit with a two-rib single off Mariners reliever Miguel Batista...Denard Span went 3-for-5 with two run, a stolen base and a run scored...Michael Cuddyer went 2-for-4 with two RBI while Carlos Gomez went 1-for-3 with a triple...Matt Guerrier pitched 2.0 perfect innings of relief while Luis Ayala (1-0) picked up the win as he pitched the ninth inning.</p> <p>W: Ayala, 1-0      L: Morrow, 0-1      S: None</p> <p>HR: None</p>		

Game #3	4/8/09 vs. Seattle	Record: 2-1, 1st/+0.5
<b>Twins 6</b>	<b>Mariners 5</b>	
<p>The Twins beat the Mariners by a score of 6-5, coming from behind for the second night in a row...Kevin Slawey (1-0) was the starter and winner, allowing five runs on nine hits, with no walks and five strikeouts in 6.0 innings...Craig Breslow, Jesse Crain and Joe Nathan combined to toss 3.0 innings of scoreless relief...Nathan recorded his 200th career save as a Twin...Justin Morneau was 2-for-3 with a double, home run, three RBI and two runs scored and Jason Kubel was 2-for-4 with a double and an RBI...Alexi Casilla added two hits, while Denard Span hit his first home run of the season, a two-run shot in the second inning...the Twins had nine hits, six for extra-bases (four doubles and two home runs).</p> <p>W: Slawey, 1-0      L: Silva, 0-1      S: Nathan (1)</p> <p>HR: Morneau (1), Brannan (1), Span (1), Lopez (1)</p>		

Game #4	4/9/09 vs. Seattle	Record: 2-2, 2nd/-0.5
<b>Mariners 2</b>	<b>Twins 0</b>	
<p>The Twins lost to the Mariners 2-0, as Jarrod Washburn allowed just five hits (all singles) in 8.0 innings of work, walking one and striking out four...Glen Perkins (0-1) allowed just one run on five hits in 8.0 innings, with two walks and four strikeouts...Luis Ayala allowed a run on three hits in the ninth inning...Brendan Harris made his first start of the season and went 2-for-3...Justin Morneau, Joe Crede and Mike Redmond had the only other hits for the Twins.</p> <p>W: Washburn, 1-0      L: Perkins, 0-1      S: Morrow (1)</p> <p>HR: None</p>		

Game #5	4/10/09 at Chicago (AL)	Record: 2-3, 1st/+0.5
<b>Twins 12</b>	<b>White Sox 5</b>	
<p>The Twins topped the White Sox by a score of 12-5...R.A. Dickey (1-0) made his first career start for the Twins and won the game after pitching 5.0 innings allowing three runs on four hits while walking four and striking out four...Brian Duensing, who made his Major League debut, pitched 3.0 innings of relief...the Twins broke out with seven runs in the seventh inning...Denard Span went 3-for-6 with two RBI, Alexi Casilla went 3-for-5 with two runs scored, Jose Morales went 2-for-3 with a double, two walks and two runs scored, Justin Morneau went 2-for-5 with a homer and four RBI...Joe Crede homered in his first at-bat vs. his former team as he went 1-for-3 with two walks and two runs scored...the Twins went 9-for-20 with runners in scoring position.</p> <p>W: Dickey, 1-0      L: Contreras, 0-1      S: None</p> <p>HR: Crede (1), Konerko (1), Morneau (2), Quentin (1)</p>		

Game #6	4/11/09 at Chicago (AL)	Record: 3-3, 11st/0.0
<b>White Sox 8</b>	<b>Twins 0</b>	
<p>Francisco Liriano (0-2) was the starter and loser as he worked 4.2 innings allowing five runs on six hits, but walked four batters, including walking in two runs...Matt Guerrier tossed 1.1 scoreless innings of relief and stranded both of his inherited runners...the Twins scattered just six hits - all singles...Nick Punto reached base all four times as he went 2-for-3 with two walks...Michael Cuddyer went 2-for-4...Denard Span walked a career-high three times...the Twins were 0-for-6 with runners in scoring position and left 10 runners on base...Carlos Gomez added two stolen bases.</p> <p>W: Colon, 1-0      L: Liriano, 0-2      S: None</p> <p>HR: Quentin (2)</p>		

Game #7	4/12/09 at Chicago (AL)	Record: 3-4, 4th/-1.0
<b>White Sox 6</b>	<b>Twins 1</b>	
<p>The Twins lost to the White Sox by a score of 6-1...Nick Blackburn (0-1) was the starter and loser as he worked 6.0 innings allowing four runs (three earned) on six hits and a home run...Twins relievers combined to allow two runs on three hits in two innings including a home run...the Twins scattered just five hits while striking out nine times...Delmon Young provided the Twins only run on a solo home run in the second inning...Justin Morneau went 2-for-4 in the game...the Twins were 0-for-2 with runners in scoring position.</p> <p>W: Buehrle, 1-0      L: Blackburn, 1-0      S: Jenks (2)</p> <p>HR: Young (1), Thome (2), Dye (1)</p>		

Game #8	4/13/09 vs. Toronto	Record: 3-5, 4th/-1.5
<b>Blue Jays 8</b>	<b>Twins 6</b>	
<p>Kevin Slawey was the starter and did not factor into the decision as he worked 5.1 innings allowing five runs on 13 hits and two home runs...Twins relievers combined to allow three runs on six hits in 3.2 innings, including a home run...Luis Ayala (1-1) picked up the loss and a blown save after allowing four hits, a home run and two runs in 1.0 inning...the Twins had 13 hits including six extra-base hits...Denard Span, Justin Morneau, Jason Kubel and Michael Cuddyer each had two hits...Kubel added a home run and two RBI...Nick Punto added a two-run single...the Twins were 3-for-12 with runners in scoring position and left six runners on base.</p> <p>W: Frasor, 1-0      L: Ayala, 1-1      S: Ryan (1)</p> <p>HR: Kubel (1), Snider 2 (2, 3), Overbay (1)</p>		

Game #9	4/14/09 vs. Toronto	Record: 4-5, 4th/-1.5
<b>Twins 3</b>	<b>Blue Jays 2</b>	(11 innings)
<p>The Twins beat the Blue Jays by a score of 3-2 in 11 innings...Glen Perkins pitched 8.0 innings allowing just two runs on seven hits before giving way to Joe Nathan in the ninth...Nathan tossed a 1-2-3 ninth...Jesse Crain (1-0) got the win as he retired all six batters he faced while striking out two...the Twins scattered 10 hits, including a game-winning two out, walk-off RBI double by Joe Crede...Justin Morneau, who was 3-for-5, scored the winning run from first base in the 11th...Denard Span went 2-for-5 with a run scored out of the leadoff spot...the Twins went 4-for-13 with runners in scoring position and left six runners on base.</p> <p>W: Crain, 1-0      L: Carlson, 0-1      S: None</p> <p>HR: None</p>		

Game #10	4/15/09 vs. Toronto	Record: 4-6, 4th/-1.5
<b>Blue Jays 12</b>	<b>Twins 2</b>	
<p>The Twins lost to the Blue Jays by a score of 12-2...Scott Baker (0-1) was the starter and loser as he worked 4.0 innings, allowing six runs on five hits (including four home runs) with two walks and three strikeouts...The Twins bullpen (Philip Humber, R.A. Dickey and Luis Ayala) combined to allow six earned runs and 11 hits over 5.0 innings pitched...Justin Morneau, Denard Span, Alexi Casilla and Mike Redmond each had one hit...they Twins left five runners on base and went 0-for-6 with runners in scoring position.</p> <p>W: Richmond, 1-0      L: Baker, 0-1      S: None</p> <p>HR: Rolan (2), Hill (3), Wells (2), Barrett (1)</p>		

Game #11	4/16/09 vs. Toronto	Record: 4-7, 4th/-2.0
<b>Blue Jays 9</b>	<b>Twins 2</b>	
<p>Francisco Liriano was the starter but did not factor into the decision as he worked 6.0 innings allowing two runs (one earned) on seven hits before giving way to the bullpen...the 'pen combined to allow seven runs on seven hits while walking four batters...the Twins recorded nine hits, including two each by Justin Morneau (2-for-4), Brendan Harris (2-for-4), Brian Buscher (2-for-4) and Michael Cuddyer (2-for-4) who also homered and scored both of the Twins runs...the Twins were 0-for-6 with runners in scoring position and left seven runners on base...Jays starter Roy Halladay improved to 8-0 vs. the Twins in 10 career starts.</p> <p>W: Halladay, 3-0      L: Liriano, 0-3      S: None</p> <p>HR: Scutaro (3), Millar (1), Cuddyer (1)</p>		

Game #12	4/17/09 vs. Los Angeles (AL)	Record: 5-7, 4th/-2.0
<b>Twins 11</b>	<b>Angels 9</b>	
<p>The Twins beat the Angels by a score of 11-9...the Twins trailed 8-3 at one point...the Twins scored seven runs in the eighth, including four on a Jason Kubel grand slam...the slam gave Kubel the cycle as he went 4-for-5 with five RBI and two runs scored...Nick Blackburn was the starter but did not factor into the decision as he worked 6.1 innings allowing four runs on eight hits...Matt Guerrier (1-0) got the win as he pitched 1.1 innings allowing one run on two hits...the Twins recorded 13 hits, in addition to the four from Kubel, Denard Span and Michael Cuddyer each went 2-for-5 and Mike Redmond went 2-for-4...Brendan Harris added a home run, his first of the year.</p> <p>W: Guerrier, 1-0      L: Bulger, 0-1      S: None</p> <p>HR: Harris (1), Kubel (2)</p>		

Game #13	4/18/09 vs. Los Angeles (AL)	Record: 6-7, 4th/-2.0
<b>Twins 9</b>	<b>Angels 2</b>	
<p>Kevin Slawey (2-0) was the starter and winner as he worked 7.0 innings, allowing two runs on six hits...Juan Morillo made his Twins debut out of the bullpen and tossed a scoreless ninth inning...Jason Kubel lead the offense again as he went 4-for-5 with a double, three runs scored and two RBI...it was his second straight game with four hits...Brendan Harris went 3-for-5 with a double and two runs scored, Delmon Young went 2-for-3 with three RBI and Justin Morneau went 2-for-5 and scored twice...the Twins recorded 12 hits, went 5-for-13 with runners in scoring position and left nine runners on base.</p> <p>W: Slawey, 2-0      L: Jepsen, 0-2      S: None</p> <p>HR: Hunter (4)</p>		

Game #14	4/19/09 vs. Los Angeles (AL)	Record: 7-7, 4th/-1.0
<b>Twins 3</b>	<b>Angels 1</b>	
<p>Glen Perkins was the starter and winner as he notched his third consecutive 8.0-inning outing, allowing one run on four hits...Joe Nathan recorded his third save with a scoreless ninth inning...Jose Morales went 2-for-3 and knocked in the first run for the Twins (his first career RBI)...Carlos Gomez went 3-for-3 with three infield hits and drove in the go-ahead run in the fifth...the Twins scattered 10 hits and went 3-for-7 with runners in scoring position.</p> <p>W: Perkins, 1-1      L: Loux, 0-1      S: Nathan (3)</p> <p>HR: None</p>		

# TWINS 2009 DAILY RECAPS

Game #15	4/22/09 at Boston	Record: 7-8, 4th/-2.0	Game #22	4/30/09 vs. Tampa Bay	Record: 11-11, 4th/-3.5
<b>Red Sox 10</b>	<b>Twins 1 (7 innings)</b>		<b>Twins 8</b>	<b>Rays 3</b>	
<p>The Twins lost to the Red Sox 10-1 in a 7-inning rain shortened game and 7-3 in the night cap... Scott Baker (0-2) was the starter and loser of the first game, allowing six runs on 10 hits (including three home runs), with one walk and two strikeouts in 4.2 innings... Justin Morneau was 1-for-4 with an rbi single... Carlos Gomez was 1-for-3 with a double and a run scored... Denard Span was 1-for-3 with a double and hit-by-pitch... Jason Kubel was 1-for-3... Nick Punto was 1-for-3 with a walk and a double.</p> <p>W: Wakefield, 2-1 L: Baker, 0-2 S: None</p> <p>HR: Youkilis (4), Green (1), Lowell (3)</p>					
Game #16	4/22/09 at Boston	Record: 7-9, 4th/-2.0	Game #23	5/1/09 vs. Kansas City	Record: 12-11, 3rd/-0.5
<b>Red Sox 7</b>	<b>Twins 3</b>		<b>Twins 9</b>	<b>Royals 5</b>	
<p>Francisco Liriano (0-4) was the starter and loser of the second game of the doubleheader at Fenway Park, allowing seven runs on four hits, with four walks and six strikeouts in 4.0 innings... Denard Span was 2-for-4 and Justin Morneau was 2-for-3 with a double, homer, walk and an rbi... the Twins combined to go 1-for-15 with runners in scoring position in the two games.</p> <p>W: Penny, 2-0 L: Liriano, 0-4 S: None</p> <p>HR: Bailey (1), Morneau (3)</p>					
Game #17	4/24/09 at Cleveland	Record: 8-9, 4th/-1.5	Game #24	5/2/09 vs. Kansas City	Record: 12-12, 4th/-1.0
<b>Twins 5</b>	<b>Indians 1</b>		<b>Royals 10</b>	<b>Twins 7 (11 innings)</b>	
<p>Nick Blackburn was the starter and winner, tossing 7.0 innings, allowing one run on six hits, with no walks and four strikeouts... Jose Mijares allowed one hit with one strikeout in a scoreless eighth inning, while Joe Nathan allowed a hit with two strikeouts in a scoreless ninth inning... Denard Span was 2-for-5 with two runs scored... Just Morneau was 1-for-5 with a solo homer and two rbi... Jose Morales was 2-for-4 with an rbi... Jason Kubel and Joe Crede each went 1-for-3 and drove in a run... every twin reached base via hit, walk or fielder's choice and the Twins went 4-for-11 with runners in scoring position.</p> <p>W: Blackburn, 1-1 L: Carmona, 1-3 S: None</p> <p>HR: Morneau (4)</p>					
Game #18	4/25/09 at Cleveland	Record: 9-9, 4th/-0.5	Game #25	5/3/09 vs. Kansas City	Record: 12-13, 4th/-2.0
<b>Twins 7</b>	<b>Indians 1</b>		<b>Royals 7</b>	<b>Twins 5</b>	
<p>Kevin Slowey was the starter and winner, as he took a shutout into the ninth inning... he tossed 8.0 innings, allowing one run on eight hits, with no walks and seven strikeouts... he allowed three hits to start the ninth inning, and Luis Ayala came in to record the final three outs, giving up one hit with one strikeout... Jason Kubel was 3-for-5 with a double, two home runs and two rbi... Justin Morneau was 2-for-5 with an rbi... Joe Crede was 2-for-5 with a solo home run... Michael Cuddyer was 2-for-5 with a double... Delmon Young was 3-for-4... the Twins were 5-for-14 with runners in scoring position.</p> <p>W: Slowey, 3-0 L: Pavano, 0-3 S: None</p> <p>HR: Kubel 2 (3, 4), Crede (2)</p>					
Game #19	4/26/09 at Cleveland	Record: 9-10, 4th/-1.5	Game #26	5/4/09 at Detroit	Record: 13-13, 3rd/-2.0
<b>Indians 4</b>	<b>Twins 2</b>		<b>Twins 7</b>	<b>Tigers 2</b>	
<p>Glen Perkins (1-2) was the starter and loser in the game... Perkins allowed seven hits, four earned runs, two walks and four strikeouts in 5.0 innings... Matt Guerrier, Craig Breslow and Luis Ayala combined to throw 3.0 shut-out innings with just two hits, two walks and two strikeouts allowed... Jose Morales led the Twins offensive attack by going 4-for-4 with a run scored... Denard Span pinch-hit for Carlos Gomez in the seventh inning and drove in two runs on an rbi-single to center... Delmon Young and Joe Crede added the other hits for the Twins... the Twins were 1-for-9 with runners in scoring position.</p> <p>W: Laffey, 2-0 L: Perkins, 1-2 S: Wood (4)</p> <p>HR: None</p>					
Game #20	4/27/09 vs. Tampa Bay	Record: 9-11, 4th/-2.5	Game #27	5/5/09 at Detroit	Record: 13-14, 3rd/-3.0
<b>Rays 7</b>	<b>Twins 1</b>		<b>Tigers 9</b>	<b>Twins 0</b>	
<p>Scott Baker (0-3) was the starter and loser as he worked 6.0 innings allowing four runs on six hits while walking just one batter and striking out a season-high seven... Baker allowed two first inning runs and the Twins could never overcome the deficit... The Twins scattered just five hits including just one extra-base hit, including a sixth inning home run by Joe Crede, his third of the season... the Twins went 0-for-9 with runners in scoring position and left eight runners on base... they did steal a season-high four bases, Denard Span stole two to give him five on the season.</p> <p>W: Niemann, 2-2 L: Baker, 0-3 S: None</p> <p>HR: Crede (3), Pena (9), Bartlett (3)</p>					
Game #21	4/28/09 vs. Tampa Bay	Record: 10-11, 4th/-1.5	Game #28	5/6/09 vs. Tampa Bay	Record: 10-11, 4th/-1.5
<b>Twins 4</b>	<b>Rays 3</b>		<b>Twins 8</b>	<b>Rays 3</b>	
<p>Francisco Liriano was the starter but did not factor in the decision, allowing two runs on seven hits, with two walks and three strikeouts in 6.2 innings... Matt Guerrier (0.1 ip) and Jose Mijares (1.0 ip, 3k) turned the ball over to Joe Nathan, who suffered his first blown save of the season on a Ben Zobrist homer in the ninth inning... Justin Morneau (1-for-5 with three rbi) grounded into a fielder's choice with the bases loaded to win the game in the ninth inning... Jose Morales was 2-for-4 and scored the winning run... Brian Buscher was 1-for-3 and drove in a run after being hit by a pitch with the bases loaded in the sixth inning... the Twins went 1-for-8 with runners in scoring position.</p> <p>W: Nathan, 1-0 L: Howell, 0-2 S: None</p> <p>HR: Morneau (5), Zobrist (4)</p>					
<p>Nick Blackburn (2-1) was the starter and winner as he worked 7.0 innings allowing just two runs on eight hits... he struck out three and walked just one batter before giving way to the bullpen... Craig Breslow pitched a scoreless eighth inning... the Twins had 12 hits including three each by the 1-2-3 hitters... Denard Span went 3-for-5 with a triple and two runs scored, while Brendan Harris went 3-for-5 with two runs scored and an rbi... Justin Morneau raised his season average to .318 as he went 3-for-4 with a double, an rbi and two runs scored... Michael Cuddyer went 1-for-2 with a pair of walks... the Twins went 3-for-9 with runners in scoring position and chased Rays starter Scott Kazmir after 4.0 innings.</p> <p>W: Blackburn, 2-1 L: Kazmir, 3-2 S: None</p> <p>HR: None</p>					
<p>Kevin Slowey (4-0) was the starter and winner as he worked 5.0 innings allowing five runs on eight hits... Matt Guerrier retired all six batters he faced (12 pitches) as he pitched a scoreless sixth and seventh inning... Jose Mijares pitched a scoreless eighth inning and struck out three batters... Joe Nathan recorded his fourth save of the season with a scoreless ninth inning... the Twins scattered 10 hits, including two from Joe Mauer, who also homered in his first at-bat of the season... he added a double, a walk and scored three runs... Justin Morneau went 2-for-3 with his sixth homer of the season... he also drove in three runs and has a team leading 21 rbi... Brendan Harris went 2-for-4 with an rbi and is now hitting .364 on the season... the Twins went 4-for-7 with runners in scoring position and stole two bases.</p> <p>W: Slowey, 4-0 L: Penson, 0-4 S: Nathan (4)</p> <p>HR: Mauer (1), Morneau (6)</p>					
<p>Glen Perkins was the starter but did not factor into the decision as he worked 6.0 innings allowing five runs on 10 hits... he struck out four and did not walk a batter... Jose Mijares, Joe Nathan and Matt Guerrier combined to toss 2.2 scoreless innings in the bullpen... Craig Breslow (0-1) suffered the loss as he walked three batters that later came around to score in the 11th inning... the Twins scattered 14 hits, including four from Joe Mauer (4-for-6) and three from Delmon Young (3-for-4)... Young added two rbi and two runs scored... Joe Crede and Michael Cuddyer each had two hits, Cuddyer homered for the second time this season in the sixth inning... the Twins committed two errors after having gone seven games without a miscue... the Twins went 4-for-15 with runners in scoring position... the game lasted four hours and 20 minutes, the longest game of the year.</p> <p>W: Soria, 1-0 L: Breslow, 0-1 S: None</p> <p>HR: Bloomquist (1), Cuddyer (2)</p>					
<p>The Twins lost to the Royals by a score of 7-5 after having a 4-0 lead through 6.0 innings... Scott Baker (0-4) was the starter and loser as he worked 6.0 innings allowing five runs on five hits while walking one and striking out four... Baker did not allow a hit through the first six innings but could not retire a batter in the seventh inning... the Twins recorded 10 hits, including three from Justin Morneau who went 3-for-5 with two doubles... Michael Cuddyer went 2-for-3 with two rbi and Joe Mauer went 1-for-1 with a pinch-hit rbi-single in the ninth inning... the Twins went 5-for-13 with runners in scoring position but left seven runners on base... Denard Span stole his seventh base of the season.</p> <p>W: Meche, 2-2 L: Baker, 0-4 S: Soria (6)</p> <p>HR: Guillen (3)</p>					
<p>Francisco Liriano (1-4) was the starter and winner as he worked 7.1 innings allowing just two runs on four hits... he walked three and struck out nine... Matt Guerrier pitched 1.2 scoreless innings out of the bullpen with a pair of strikeouts... the Twins recorded 11 hits, including four by Denard Span who went 4-for-5 with an rbi... Michael Cuddyer went 2-for-3 with three rbi, a walk and a triple... Jason Kubel went 1-for-3 with a walk and two runs scored... the Twins were 6-for-11 with runners in scoring position and left five runners on base... the Twins had four extra-base hits.</p> <p>W: Liriano, 1-4 L: Jackson, 1-2 S: None</p> <p>HR: Cabrera (6)</p>					
<p>Nick Blackburn (2-2) was the starter and loser... the Tigers scored five runs in the second inning and never looked back... Blackburn worked 3.1 innings (his shortest outing this season) allowing nine runs (six earned) on eight hits, he walked three and allowed two home runs... the bullpen combined to toss 4.2 scoreless innings of relief... R.A. Dickey struck out three in 2.2 innings, while Jesse Crain and Craig Breslow each tossed a scoreless inning... the Twins had just five hits... Jason Kubel led the offense as he went 3-for-4, while Alexi Casilla and Michael Cuddyer went 1-for-4... the Twins were 0-for-4 with runners in scoring position and left eight runners on base... the Twins also committed a season-high three errors.</p> <p>W: Porcello, 2-3 L: Blackburn 2-2 S: None</p> <p>HR: Cabrera (7), Granderson (9)</p>					

# TWINS 2009 DAILY RECAPS

Game #28	5/6/09 at Baltimore	Record: 13-15, T3rd/-4.0
<b>Orioles 4</b>	<b>Twins 1 (5 innings)</b>	
The Twins lost to the Orioles by a score of 4-1, playing just five and-a-half innings, due to rain... Kevin Slowey (4-1) was the starter and loser...the Orioles scored three runs in the first inning and one in the fourth...Slowey's start was cut short due to two separate rain delays as he worked 3.0 innings, allowing three runs on six hits...Craig Breslow worked 2.0 innings and gave up one run on two hits...the Twins had just five hits...Mike Redmond went 2-for-2 while Justin Morneau, Carlos Gomez and Delmon Young each added one hit...Nick Punto drove in the Twins only run in the fourth...Twins batters combined to strike out six times in 21 at-bats...the game was called in the top of the sixth inning with the tying run in the on-deck circle.		
W: Bass, 1-1	L: Slowey, 4-1	S: None
HR: Markakis (5), Scott (5)		

Game #29	5/7/09 at Baltimore	Record: 13-16, 4th/-5.0
<b>Orioles 5</b>	<b>Twins 4</b>	
Glen Perkins was the starter and did not factor into the decision, allowing four runs (all earned) on five hits, with two walks and two strikeouts in 6.0 innings...he also allowed two home runs...Matt Guerrier tossed a scoreless inning but Jose Mijares allowed three hits and the decided run in the eighth...the Twins trailed 4-2, but scored single runs in the sixth and seventh innings to tie the game...Denard Span, Matt Tolbert and Joe Crede each went 2-for-4...Joe Mauer went 3-for-4 with an rbi...Delmon Young also went 3-for-4 with an rbi...Justin Morneau added an rbi with a sacrifice fly in the third inning...the Twins had 14 hits, but just one for extra-bases (a Craig Double).		
W: Johnson, 2-0	L: Mijares, 0-1	S: Sherrill (5)
HR: Mora (2), Huff (4)		

Game #30	5/8/09 vs. Seattle	Record: 14-16, T3rd/-4.0
<b>Twins 11</b>	<b>Mariners 0</b>	
Scott Baker was the starter and winner as he worked 7.0 shut out innings allowing just five hits without walking a batter and striking out five...Jesse Crain and Joe Nathan each tossed a scoreless inning...the Twins scattered 13 hits including a season high four home runs...Brendan Harris hit a three-run home run in the second inning, while Brian Buscher hit a three-run homer in the fifth, followed by back-to-back homers by Joe Mauer and Justin Morneau in the five-run fifth inning...Jason Kubel went 2-for-3 with a double and raised his season average to .323...the Twins batters did not record a strikeout but went just 2-for-11 with runners in scoring position...the Twins left eight runners on base.		
W: Baker, 1-4	L: Jakubauskas, 1-4	S: None
HR: Harris (2), Mauer (2), Morneau (7), Buscher (1)		

Game #31	5/9/09 vs. Seattle	Record: 15-16, T3rd/-4.0
<b>Twins 9</b>	<b>Mariners 6</b>	
Francisco Liriano (2-4) was the starter and winner as he pitched 5.0 innings allowing five runs on six hits...he walked two and struck out four...the bullpen tossed 4.0 innings including 2.0 scoreless innings by Luis Ayala and a scoreless ninth inning by Joe Nathan who picked up his fifth save of the season...the Twins scattered eight hits, including two hits by Joe Mauer, Justin Morneau and Michael Cuddyer - all three homered in the game...Denard Span went 1-for-3 with a double, a run scored, an rbi and a walk...the Twins were 2-for-9 with runners in scoring position.		
W: Liriano, 2-4	L: Hernandez, 4-2	S: Nathan (5)
HR: Mauer (3), Morneau (8), Sweeney (2), Cuddyer (3), Beltre (1)		

Game #32	5/10/09 vs. Seattle	Record: 15-17, T3rd/-3.0
<b>Mariners 5</b>	<b>Twins 3</b>	
Nick Blackburn was the starter and did not factor into the decision as he pitched 7.0 shutout innings, giving up five hits, walking one and striking out six...Jose Mijares and Jesse Crain relieved Blackburn and combined to give up four runs, while retiring just one batter...Matt Guerrier retired the only two batters he faced and Craig Breslow gave up one run in 1.0 inning of relief...Joe Mauer and Nick Punto led the offense, collecting two hits-a-piece...Mauer, Morneau and Cuddyer, each drove in a run...Twins batters walked nine times, went 2-for-11 with runners in scoring position and left 12 men-on-base.		
W: Batista, 2-0	L: Crain, 1-1	S: Morrow (6)
HR: Griffey Jr. (3), Lopez (3)		

Game #33	5/12/09 vs. Detroit	Record: 16-17, 3rd/-2.0
<b>Twins 6</b>	<b>Tigers 2</b>	
Kevin Slowey was the starter and winner as he worked 6.0 innings allowing just one run on eight hits...Jose Mijares tossed 1.1 scoreless innings of relief and Joe Nathan tossed a 1-2-3 ninth inning...Joe Mauer led the offense as he went 2-for-3 and hit his fourth home run of the season...he is now hitting .500 on the year...Joe Crede hit a two-run home run in the second inning, it also marked his fourth home of the year...Denard Span went 2-for-5 with a run scored, a stolen base and an rbi out of the leadoff spot...the Twins left eight runners on base and went 2-for-8 with runners in scoring position.		
W: Slowey, 5-1	L: Galarraga, 3-3	S: None
HR: Crede (4), Mauer (4), Larish (3), Santiago (2)		

Game #34	5/13/09 vs. Detroit	Record: 17-17, 2nd/-1.0
<b>Twins 14</b>	<b>Tigers 10 (13 innings)</b>	
The Twins beat the Tigers by a score of 14-10 in 13 innings...Glen Perkins was the starter as he gave up five runs on five hits in 5.1 innings, setting a career-high with four walks...the Twins tied a season-high by seven different pitchers, as they combined to strike out 11 and walked a season-high seven...using different Twins had multi-hit games, including three hits from Brendan Harris...Joe Crede drove in four with a walkoff grand slam in the bottom of the 13th inning...the game lasted a season-high 4 hours and 48 minutes while the 13 minutes also set a new season-high.		
W: Crain, 2-1	L: Lyon, 1-3	S: None
HR: Morneau (9), Inge (9), Cabrera (8), Larish (4), Kubel (5), Crede (5)		

Game #35	5/14/09 vs. Detroit	Record: 18-17, T1st/0.0
<b>Twins 6</b>	<b>Tigers 5</b>	
Scott Baker was the starter but did not factor into the decision as he worked 6.0 innings allowing five runs (all in the sixth inning) on seven hits...he walked one and struck out four...the bullpen combined to toss 3.0 scoreless innings...Craig Breslow earned his first career win with 1.2 scoreless innings...Joe Nathan recorded his sixth save with a 1-2-3 ninth inning...the Twins scattered nine hits, including five in the seventh inning, while scoring all six runs in that frame...Joe Crede had a go-ahead bases loaded single, scoring two runs...Jason Kubel went 3-for-4 with two doubles, an rbi and a run scored...the Twins went 4-for-10 with runners in scoring position and hit .304 over the three game series.		
W: Breslow, 1-1	L: Seay, 0-1	S: Nathan (6)
HR: None		

Game #36	5/15/09 at New York (AL)	Record: 18-18, 3rd/-1.0
<b>Yankees 5</b>	<b>Twins 4</b>	
The Twins lost to the Yankees 5-4 in their first game ever at the new Yankee Stadium...Francisco Liriano was the starter but did not factor in the decision...he allowed one run on four hits, with six walks and six strikeouts in 6.0 innings...Joe Mauer homered and Justin Morneau went 2-for-5 with two solo homers...Jason Kubel went 2-for-4 with a run scored...the Twins led 5-3 heading into the 9th inning, but the Yankees scored three runs off closer Joe Nathan...the Twins went 0-for-8 with runners in scoring position.		
W: Veras, 2-1	L: Nathan, 1-1	S: None
HR: Morneau 2 (10, 11), Jeter (5), Mauer (5), Gardner (2)		

Game #37	5/16/09 at New York (AL)	Record: 18-19, 3rd/-2.0
<b>Yankees 6</b>	<b>Twins 4 (11 innings)</b>	
The Twins lost to the Yankees 6-4 in 11 innings...Nick Blackburn was the starter but did not factor in the decision, allowing four runs on six hits, with three walks and four strikeouts in 7.2 innings...Matt Guerrier tossed 2.0 scoreless innings of relief before giving way to Craig Breslow with two outs in the 10th inning...Breslow walked Mark Teixeira to lead off the 11th, before allowing a game-ending two-run homer to Alex Rodriguez...Justin Morneau was 2-for-3 with two walks, a solo homer and two runs scored...Jason Kubel was 2-for-5...Brian Buscher was 1-for-3 with a double and two rbi...Joe Mauer also homered for the Twins, who went 6-for-8 with runners in scoring position.		
W: Aceves, 1-2	L: Breslow, 1-0	S: None
HR: Teixeira (8), Mauer (6), Morneau (12), Rodriguez (2)		

Game #38	5/17/09 at New York (AL)	Record: 18-20, 3rd/-3.0
<b>Yankees 3</b>	<b>Twins 2 (10 innings)</b>	
The Twins lost to the Yankees 3-2 in 10 innings, on a Johnny Damon walk-off home run...Kevin Slowey was the starter but did not factor in the decision, allowing two runs on seven hits, with a season-high eight strikeouts in 7.2 innings...Jose Mijares tossed 1.1 scoreless innings, allowing a hit and a walk, with one strikeout...Jesse Crain (2-2) suffered the loss, allowing the home run to Damon with one out in the 10th inning...Joe Mauer was 2-for-4 and Carlos Gomez was 2-for-5 with a run scored...Matt Tolbert had the only rbi for the Twins, going 1-for-4...the Twins stranded a season-high 13 runners on base.		
W: Aceves, 2-0	L: Crain, 2-2	S: None
HR: Rodriguez (3), Damon (10)		

Game #39	5/18/09 at New York (AL)	Record: 18-21, 3rd/-3.5
<b>Yankees 7</b>	<b>Twins 6</b>	
The Twins lost to the Yankees 7-6 in New York...after scoring two runs in the top of the first inning, the Twins allowed six runs on eight hits in the bottom of the first...Glen Perkins (1-3) was the starter and loser, allowing six runs on seven hits in 0.2 innings...twins relievers allowed just one run on six hits in 7.1 innings...Denard Span was 2-for-5 with his second home run of the season and two rbi...Brendan Harris was 2-for-5...Justin Morneau was 4-for-5 with two doubles and a rbi...Carlos Gomez was 2-for-3...Michael Cuddyer was 1-for-4 with a homer and two rbi.		
W: Pettitte, 4-1	L: Perkins, 1-3	S: Coke (1)
HR: Teixeira 2 (9, 10), Rodriguez (4), Cuddyer (4), Span (2)		

Game #40	5/19/09 at Chicago (AL)	Record: 18-22, 3rd/-4.5
<b>White Sox 6</b>	<b>Twins 2</b>	
Scott Baker (1-5) was the starter and loser as he went 5.0 innings allowing four runs on five hits but walked four batters...Sean Henn made his Twins debut and allowed two runs in 1.1 innings of work...the Twins out hit the Sox 9-7 but went just 1-for-8 with runners in scoring position...Denard Span went 2-for-3 with a walk and Michael Cuddyer went 2-for-4 with a double and a run scored...Joe Mauer went 1-for-4 with a home run and extended his hitting-streak to 12 games.		
W: Buehrle, 6-1	L: Baker, 1-5	S: None
HR: Konerko (5), Dye (9), Mauer (7)		

Game #41	5/20/09 at Chicago (AL)	Record: 18-23, T3rd/-5.5
<b>White Sox 7</b>	<b>Twins 4</b>	
The Twins lost to the White Sox by a score of 7-4...after taking a 2-0 lead in the top of the fourth inning, the White Sox came back with seven runs of their own in the bottom half of the inning...Francisco Liriano (2-5) was the starter and loser, allowing seven runs on seven hits, with three walks and one strikeout in 4.0 innings...Luis Ayala tossed a career-high 3.0 innings, and only allowed two batters to reach base (walk and hit-by-pitch)...Jesse Crain tossed a scoreless eighth inning...Michael Cuddyer was 1-for-4 with a two-run homer and two runs scored...Jason Kubel and Joe Crede each added a hit and a rbi, while Denard Span, Joe Mauer and Brian Buscher each added a hit for the Twins.		
W: Danks, 3-3	L: Liriano, 2-5	S: Jenks (9)
HR: Konerko (6), Dye (10), Cuddyer (5)		

# TWINS 2009 DAILY RECAPS

**Game #42** 5/21/09 at Chicago (AL) **Record: 19-23, 3rd/-5.5**

**Twins 20 White Sox 1**

The Twins beat the White Sox by a score of 20-1...it was their season-high in runs and hits (20)... Nick Blackburn (3-2) was the starter and winner as he pitched 7.0 scoreless innings allowing just four hits...Michael Cuddyer led the offense with four hits (4-4), four runs scored, a home run and three RBI...Matt Tolbert hit his first career home run and drove in a career-high four RBI as he went 3-for-6...Joe Mauer went 3-for-4 with a grand slam and drove in a career-high six RBI...Denard Span went 2-for-5 and scored two runs out of the leadoff spot...the Twins homered four times and went 8-for-18 with runners in scoring position.

**W:** Blackburn, 3-2 **L:** Colon, 2-4 **S:** None  
**HR:** Cuddyer (6), Crede (6), Mauer (8), Tolbert (1)

**Game #43** 5/22/09 vs. Milwaukee **Record: 20-23, 3rd/-5.5**

**Twins 11 Brewers 3**

Kevin Slowey (6-1) was the starter and winner as he worked 7.1 innings allowing three runs (two earned) on eight hits...he did not walk a batter and struck out four...the Twins scattered 12 hits, including four from Michael Cuddyer who hit for the cycle (10th cycle in team history)...Cuddyer homered in the first inning and finished the feat with a sixth inning triple...he also drove in five runs...Justin Morneau went 3-for-5 with a triple, two RBI and three runs scored...Denard Span went 2-for-4 with a home run and two runs scored...Joe Mauer's hitting streak was snapped at 14-games but he walked twice and drove in two runs...the Twins went 5-for-9 with runners in scoring position and left just five runners on base.

**W:** Slowey, 6-1 **L:** Parra, 3-5 **S:** None  
**HR:** Cuddyer (7), Span (3)

**Game #44** 5/23/09 vs. Milwaukee **Record: 21-23, 3rd/-4.5**

**Twins 6 Brewers 2**

Anthony Swarzak (1-0) made his Major League debut and tossed 7.0 shutout innings on his way to the victory...the Twins scored three runs in the third inning and never looked back...Joe Mauer led the offense as he went 3-for-3 with three runs scored, a home run and two RBI...Joe Crede went 2-for-4 with a home run and two RBI...the Twins went 1-for-6 with runners in scoring position and left six runners on base.

**W:** Swarzak, 1-0 **L:** Loooper, 4-3 **S:** None  
**HR:** Crede (7), Mauer (9)

**Game #45** 5/24/09 vs. Milwaukee **Record: 22-23, 3rd/-3.5**

**Twins 6 Brewers 3**

Scott Baker (2-5) was the starter and winner as he tossed a season-high 8.1 innings...he allowed three runs on seven hits and struck out six batters...Joe Nathan recorded the final two outs of the game...Joe Mauer went 2-for-3 with his 10th home run of the season, he also scored two runs...Joe Crede went 2-for-2 with a home run, but had to leave the game with a bruised right hand after getting hit by a pitch...Justin Morneau went 1-for-3 and hit his fifth career grand slam...the Twins had six hits and went 1-for-3 with runners in scoring position.

**W:** Baker, 2-5 **L:** Bush, 3-1 **S:** None  
**HR:** Mauer (10), Cameron (9), Crede (8), Morneau (13), Fielder (10)

**Game #46** 5/25/09 vs. Boston **Record: 22-24, 3rd/-4.5**

**Red Sox 6 Twins 5**

The Twins lost to the Red Sox by a score of 6-5...the Sox scored five runs off Twins starter Francisco Liriano (2-6) who lasted just 4.0 innings as he gave up 11 hits while striking out seven...R.A. Dickey tossed 4.0 innings of relief allowing just one run...the Twins scattered eight hits, including two from Jason Kubel (2-for-4)...Justin Morneau went 1-for-4 with a double and an RBI...Joe Mauer hit a pinch-hit two-run home run in the ninth inning to bring the Twins within one run...the Twins were 3-for-7 with runners in scoring position and left just three runners on base.

**W:** Penny, 5-1 **L:** Liriano, 2-6 **S:** Papelbon (12)  
**HR:** Cuddyer (8), Bailey (3), Mauer (11)

**Game #47** 5/26/09 vs. Boston **Record: 23-24, 3rd/-3.5**

**Twins 5 Red Sox 2**

Nick Blackburn (4-2) was the starter and winner as he pitched 7.0 innings allowing just two runs (one earned) on eight hits...Matt Guerrier tossed a scoreless eighth inning and in the fifth inning recorded his seventh save with a scoreless ninth inning...the Twins scored all five runs in the fifth inning, thanks to a three-run home run by Justin Morneau who went 2-for-3 on the night...Nick Punto went 2-for-3 with an RBI and a run scored...Denard Span stole his 10th base of the season...the Twins went 2-for-9 with runners in scoring position.

**W:** Blackburn, 4-2 **L:** Lester, 3-5 **S:** Nathan (7)  
**HR:** Morneau (14)

**Game #48** 5/27/09 vs. Boston **Record: 24-24, 2nd/-3.5**

**Twins 4 Red Sox 2**

Kevin Slowey (7-1) was the starter and winner as he pitched 6.0 innings allowing two runs on six hits...he struck out five and walked one...Jose Mijares tossed 1.1 innings of scoreless relief while Matt Guerrier recorded two outs in the eighth inning...Joe Nathan had a 1-2-3 ninth to record his eighth save of the season...the Twins had 13 hits, including four from Denard Span who went 4-for-4 with a walk and scored two runs...Joe Mauer went 1-for-3 with an RBI, while Jason Kubel 2-for-3 with a double and an RBI and a run scored...Delmon Young snapped an 0-for-19 skid with a 2-for-4 night...the Twins were just 2-for-13 with runners in scoring position and left 14 runners on base.

**W:** Slowey, 7-1 **L:** Matsuzaka, 0-3 **S:** Nathan (8)  
**HR:** Bay (14)

**Game #49** 5/28/09 vs. Boston **Record: 24-25, 12nd/-3.5**

**Red Sox 3 Twins 1**

Anthony Swarzak (1-1), who made his second Major League start, suffered the loss as he worked 6.0 innings allowing three runs on five hits...he walked three, struck out three and allowed two home runs (both to Jason Varitek)...Jesse Crain, Sean Henn and Luis Ayala combined to toss 3.0 scoreless innings of relief...the Twins had just five hits...Brendan Harris went 2-for-3 with a double and a walk...Justin Morneau went 1-for-3 with a walk and Joe Crede went 1-for-4 with a solo home run...the Twins went 0-for-6 with runners in scoring position and left seven runners on base.

**W:** Beckett, 5-2 **L:** Swarzak, 1-1 **S:** Papelbon (13)  
**HR:** Crede (9), Varitek 2 (9, 10)

**Game #50** 5/29/09 at Tampa Bay **Record: 24-26, 12nd/-3.5**

**Rays 5 Tigers 3**

Scott Baker (2-6) was the starter and loser as he worked 5.2 innings allowing four runs on seven hits...he struck out four but allowed two home runs...Matt Guerrier retired the only batter he faced and stranded the bases loaded...Joe Mauer led the offense as he went 3-for-5 falling just a home run shy of the cycle...Justin Morneau went 2-for-4 with a double and an RBI while Michael Cuddyer went 1-for-4 with his ninth home run of the season...the Twins went just 1-for-11 with runners in scoring position and left eight runners on base.

**W:** Shields, 4-4 **L:** Baker, 2-6 **S:** Choate (1)  
**HR:** Crawford (2), Cuddyer (9), Longoria (13)

**Game #51** 5/30/09 at Tampa Bay **Record: 24-27, 13rd/-4.5**

**Rays 5 Twins 2**

Francisco Liriano (2-7) was the starter and loser as he pitched 4.0 innings allowing four runs on seven hits...he struck out three, struck out three and allowed a home run...R.A. Dickey tossed 4.0 innings of relief allowing just one run on two hits...the offense was held to just six hits...six different players had a hit...Joe Mauer and Brendan Harris recorded doubles as Denard Span, Carlos Gomez, Alexi Casilla and Justin Morneau all recorded singles...Morneau drove in his 46th run of the year...the Twins went 0-for-9 with runners in scoring position and left eight runners on base.

**W:** Price, 1-0 **L:** Liriano, 2-7 **S:** Choate (2)  
**HR:** Dillon (1), Crawford (3)

**Game #52** 5/31/09 at Tampa Bay **Record: 25-27, 3rd/-4.5**

**Twins 3 Rays 2**

Nick Blackburn (5-2) was the starter and winner as he pitched 6.0 innings allowing two runs on seven hits...he walked one, struck out one and allowed two home runs...Sean Henn, Matt Guerrier, Jose Mijares and Joe Nathan combined to throw 3.0 innings of scoreless relief, allowing just one hit while striking out five...Joe Nathan picked up his ninth save...Mike Redmond had the Twins only two-hit game...Brendan Harris homered in the second inning to put the Twins in front...Carlos Gomez gave the Twins the go-ahead run with an RBI-single in the seventh...Justin Morneau added an RBI with a sixth inning single.

**W:** Blackburn, 5-2 **L:** Garza, 4-4 **S:** Nathan (9)  
**HR:** Harris (3), Pena (17), Joyce (2)

**Game #53** 6/2/09 vs. Cleveland **Record: 26-27, 12nd/-3.5**

**Twins 4 Indians 3**

Kevin Slowey (8-1) was the starter and winner as he worked 6.2 innings allowing just two runs on six hits...he walked two and struck out two on his way to his eighth win of the season...Joe Nathan recorded the final four outs to earn his 10th save of the season...Joe Mauer led the offense as he went 3-for-3 with his 12th home run of the season...he raised his season average to .431...Denard Span went 2-for-3 with an RBI and two runs scored while Justin Morneau went 2-for-4 with a double and Brendan Harris went 2-for-4...the Twins went 2-for-4 with runners in scoring position and left six runners on base.

**W:** Slowey, 8-1 **L:** Huff, 0-2 **S:** Nathan (10)  
**HR:** Mauer (12), Martinez (9)

**Game #54** 6/3/09 vs. Cleveland **Record: 26-28, 12nd/-3.5**

**Indians 10 Twins 1**

Anthony Swarzak (1-2) was the starter and loser as he went 4.0 innings allowing six runs on nine hits...the Indians scored five runs with two-outs in the third inning...R.A. Dickey tossed 2.0 scoreless innings of relief...Cliff Lee tossed 8.0 innings and held the Twins to just one run as he struck out five...Denard Span led the offense as he went 2-for-4 while Joe Mauer went 1-for-4 and Carlos Gomez went 1-for-3 and drove in the Twins only run...the Twins went 1-for-4 with runners in scoring position and left six runners on base.

**W:** Lee, 3-6 **L:** Swarzak, 1-2 **S:** None  
**HR:** Peralta (2)

**Game #55** 6/4/09 vs. Cleveland **Record: 27-28, 2nd/-3.5**

**Twins 10 Indians 3**

Scott Baker (3-6) was the starter and winner as he worked 7.0 innings allowing just three runs (two earned) on six hits...he struck out a career-high 10 batters and walked just one...the Twins homered four times, including two from Jason Kubel who went 3-for-4 with six RBI...Joe Mauer went 3-for-4 with four runs scored and Justin Morneau went 3-for-3 with a home run, three RBI and three runs scored...Denard Span homered and scored two runs...the Twins scattered 13 hits, including seven extra-base hits and went 3-for-8 with runners in scoring position.

**W:** Baker, 3-6 **L:** Carmona, 2-6 **S:** None  
**HR:** Kubel 2 (6, 7), Span (4), Morneau (15), Gimenez (1)



# TWINS 2009 DAILY RECAPS

Game #56	6/5/09 at Seattle	Record: 28-28, 2nd/-1.5
<b>Twins 2</b>	<b>Mariners 1</b> (10 innings)	
The Twins beat the Mariners 2-1 in 10-innings...Francisco Liriano was the starter but did not factor in the decision, tossing 6.0 innings, allowing one run on three hits, with four walks and five strikeouts...Jesse Crain and Jose Mijares each tossed 0.2 scoreless innings and Matt Guerrier (2-0) picked up the win with 1.2 innings of scoreless relief...Joe Nathan recorded his 11th save of the season...Brendan Harris was 2-for-5, Brian Buscher was 2-for-3 and Alexi Casilla was 2-for-4...Justin Morneau drove in a run with a sacrifice fly and scored the deciding run in the 10th inning. W: Guerrier, 2-0 L: Lowe, 0-3 S: Nathan (11) HR: Sweeney (3)		

Game #57	6/6/09 at Seattle	Record: 28-29, 2nd/-2.5
<b>Mariners 2</b>	<b>Twins 1</b>	
The Twins lost another one-run game, dropping the second of three in Seattle...Nick Blackburn was the starter, tossing 7.0 innings, allowing just one run on six hits...Alexi Casilla and Joe Crede led the offense with two hits a piece...Mike Redmond drove in the only run for the Twins with a fourth inning double...Blackburn left in a 1-1 tie, giving way to Sean Henn who allowed a run to the eighth. W: Jakubauskas, 4-5 L: Henn, 0-1 S: Aardsma (9) HR: None		

Game #58	6/7/09 at Seattle	Record: 28-30, 2nd/-3.5
<b>Mariners 4</b>	<b>Twins 2</b>	
Kevin Slowey (8-2) was the starter and loser, allowing four runs on 10 hits (including three home runs) in 4.2 innings, with two walks and two strikeouts...Twins relievers combined to toss 3.1 innings of scoreless relief, allowing two hits with three walks and four strikeouts...Denard Span was 2-for-4 with a walk and a run scored...Justin Morneau was 1-for-5 with an rbi...Joe Crede was 1-for-3 with an rbi...Joe Mauer and Brendan Harris each doubled for the Twins. W: Bedard, 5-2 L: Slowey, 8-2 S: White (1) HR: Branyan (13), Lopez (6), Burke (1)		

Game #59	6/8/09 at Oakland	Record: 28-31, 2nd/-4.0
<b>Athletics 4</b>	<b>Twins 3</b>	
Anthony Swarzak was the starter and had no-decision, allowing three runs (all earned) on four hits, with three walks and three strikeouts in 3.2 innings...Luis Ayala (1-2) suffered the loss, allowing a solo home run to Jack Cust leading off the 5th inning...Sean Henn recorded two strikeouts in tossing 2.1 scoreless innings, and Matt Guerrier retired his only two batters faced...the Twins were limited to just five hits...Joe Mauer went 2-for-4...Matt Tolbert went 1-for-2 with a two-run double...Michael Cuddyer and Delmon Young had the only other hits for the Twins. W: Outman, 4-0 L: Ayala, 1-2 S: Bailey (5) HR: Cust (10)		

Game #60	6/9/09 at Oakland	Record: 29-31, 2nd/-4.0
<b>Twins 10</b>	<b>Athletics 5</b>	
Scott Baker (4-6) was the starter and winner as he tossed 8.0 innings allowing three runs (all in the ninth inning) on four hits...he struck out eight and walked just one batter...Joe Nathan struck out the final two batters to record his 12th save of the season...the Twins scattered 16 hits, including four from Justin Morneau, three from Brendan Harris and two from Joe Mauer, Jason Kubel and Delmon Young...Young added three rbi while Kubel hit a three-run home run...Carlos Gomez went 1-for-4 with two rbi as he replaced Denard Span who left the game after feeling dizzy...the Twins went 5-for-13 with runners in scoring position and left 10 runners on base. W: Baker, 4-6 L: Anderson, 3-6 S: Nathan (12) HR: Morneau (16), Kubel (8)		

Game #61	6/10/09 at Oakland	Record: 30-31, 2nd/-3.5
<b>Twins 6</b>	<b>Athletics 3</b>	
Francisco Liriano was the starter but did not factor into the decision as he pitched 6.0 innings allowing three runs on five hits and left the game trailing 3-2...he struck out seven and walked two batters...the bullpen combined to toss 3.0 scoreless innings...Matt Guerrier (3-0) earned the win as he retired the only batter he faced in the eighth inning...Joe Nathan recorded his 13th save as he tossed a scoreless ninth inning while recording two strikeouts...Jason Kubel hit an eighth inning pinch-hit home run to tie the game at three...the Twins then scored three runs in the ninth to go up 6-3...Joe Mauer went 2-for-5 with an rbi while Mike Redmond went 2-for-3 with a walk and a run scored...the Twins scattered 10 hits and went 3-for-9 with runners in scoring position. W: Guerrier, 3-0 L: Bailey, 4-1 S: Nathan (13) HR: Kubel (9)		

Game #62	6/11/09 at Oakland	Record: 30-32, 2nd/-4.0
<b>Athletics 4</b>	<b>Twins 3</b>	
The Twins lost 4-3 in Oakland, as the Athletics scored three runs in the eighth inning and one in the ninth to walk-off the Twins...Nick Blackburn was the starter but did not factor in the decision, going 8.1 innings and allowing three runs on six hits, with three walks and three strikeouts...Sean Henn (0-2) was the loser in relief, walking the only batter he faced...Matt Guerrier recorded one out, but allowed the game-winning single to Rajai Davis in the ninth inning...Joe Crede was 1-for-4 with a three-run homer, his 10th of the season...Justin Morneau was 2-for-4 with a run scored and Delmon Young was 2-for-4...Brendan Harris, Joe Mauer and Jason Kubel had the only other hits for the Twins, who went 1-for-6 with runners in scoring position. W: Ziegler, 1-1 L: Henn, 0-2 S: None HR: Crede (10), Kennedy (5)		

Game #63	6/12/09 at Chicago (NL)	Record: 31-32, 2nd/-4.0
<b>Twins 7</b>	<b>Cubs 4</b>	
Kevin Slowey (9-2) earned his ninth win of the season, allowing three runs on four hits, with one walk and a season-high 10 strikeouts in 6.0 innings...five Twins relievers allowed one run in 3.0 innings, as Joe Nathan pitched a perfect 9th inning for his 14th save of the season...Brendan Harris batted leadoff for the first time this season and went 3-for-5 with an rbi and a run scored...Joe Mauer went 2-for-4 with a home run and three rbi...Jason Kubel went 2-for-4 and hit his 10th home run of the season...Delmon Young (2-for-4) and Nick Punto (2-for-3) also had multi-hit games for the Twins...every Twins starting position player had at least one hit, and the Twins went 4-for-10 with runners in scoring position. W: Slowey, 9-2 L: Wells, 0-3 S: Nathan (14) HR: Mauer (13), Kubel (10)		

Game #64	6/13/09 at Chicago (NL)	Record: 32-32, 2nd/-3.0
<b>Twins 2</b>	<b>Cubs 0</b>	
Anthony Swarzak (2-2) tossed 7.0 shutout innings, allowing four hits with one walk and six strikeouts...Matt Guerrier pitched a perfect eighth inning and Joe Nathan earned his 15th save of the season with a scoreless ninth inning...Jason Kubel (1-for-4) hit a solo home run in the second inning to give the Twins a 1-0 lead...Joe Mauer (1-for-4) drove in the other Twins run with a two-out rbi single in the third inning...Just Morneau, Carlos Gomez and Nick Punto had the only other hits for the Twins, who went 1-for-3 with runners in scoring position. W: Swarzak, 2-2 L: Harden, 4-3 S: Nathan (15) HR: Kubel (11)		

Game #65	6/14/09 at Chicago (NL)	Record: 32-33, 2nd/-3.0
<b>Cubs 3</b>	<b>Twins 2</b>	
Scott Baker allowed two runs on five hits with no walks and five strikeouts in 7.0 strong innings...Luis Ayala pitched a perfect eighth inning but Jesse Crain gave up a run on three hits and an intentional walk in the bottom of the ninth, leading to the Twins fifth walk-off loss of the season...Carlos Gomez (2-for-4) doubled, stole third and scored the Twins first run in the second, then hit a solo home run in the sixth inning to tie the game...Joe Mauer went 1-for-5, singling in his first three at-bats...Nick Punto went 2-4 with an rbi while Jason Kubel and Delmon Young each added a hit...the Twins went 1-for-6 with runners in scoring position. W: Marmol, 2-1 L: Crain, 2-3 S: None HR: Gomez (1)		

Game #66	6/16/09 vs. Pittsburgh	Record: 33-33, 2nd/-2.0
<b>Twins 8</b>	<b>Pirates 2</b>	
Glen Perkins (2-3) picked up the win in his first start after coming off the DL...Perkins gave two runs on seven hits with one walk and four strikeouts in 6.0 innings...R.A. Dickey and Jose Mijares combined to throw 3.0 shutout innings out of the 'pen...Joe Mauer went 4-for-4, with singles in his first three at-bats, before an rbi double in the sixth inning...every starter in the lineup had at least one hit, while Joe Crede, Michael Cuddyer, Delmon Young and Carlos Gomez joined Mauer with multi-hit games...the Twins went 6-for-13 with runners in scoring position. W: Perkins, 2-3 L: Maholm, 4-3 S: None HR: Morgan (1)		

Game #67	6/17/09 vs. Pittsburgh	Record: 33-34, 2nd/-2.0
<b>Pirates 8</b>	<b>Twins 2</b>	
Francisco Liriano (2-8) was the starter and loser as he worked 7.0 innings allowing four runs on eight hits, including two home runs...he walked one and struck out six...the bullpen allowed four runs in 2.0 innings and walked three batters...the Twins had six hits and went 1-for-10 with runners in scoring position...Michael Cuddyer led the offense as he went 2-for-2 with a triple and two walks...Joe Mauer went 1-for-4 with a double, a run scored and a walk...the Twins left 10 runners on base and left the bases loaded in the seventh inning. W: Snell, 2-7 L: Liriano, 2-8 S: None HR: McCutchen (1), Andy LaRoche (3), Adam LaRoche (9)		

Game #68	6/18/09 vs. Pittsburgh	Record: 34-34, 2nd/-2.0
<b>Twins 5</b>	<b>Pirates 1</b>	
Nick Blackburn (6-2) was the starter and winner as he pitched his first career complete game and first for a Twins starter this season...the Twins collected 10 hits and went 1-for-11 with runners in scoring position...Brendan Harris led the offense, going 3-for-4 with a run scored...Nick Punto went 2-for-3 while Michael Cuddyer went 2-for-4, tripling for the second straight game and hitting his 10th home run of the season...Brian Buscher added a ninth inning two-run homer. W: Blackburn, 6-2 L: Duke, 7-5 S: None HR: Cuddyer (10), Buscher (2)		

Game #69	6/19/09 vs. Houston	Record: 35-34, 2nd/-2.0
<b>Twins 5</b>	<b>Astros 2</b>	
Kevin Slowey (10-2) was the starter and winner as he worked 6.0 innings allowing just three hits...he walked a season-high four batters and struck out six...Joe Nathan retired the final four batters of the game to record his 16th save of the season...the Twins held the Astros to just five hits...the Twins scattered 10 hits including two from Jason Kubel, Michael Cuddyer and Delmon Young...Young added two doubles and drove in two...Nick Punto was 1-for-1 with an rbi as he squeezed in a run in the fifth inning. W: Slowey, 10-2 L: Oswalt, 3-4 S: Nathan (16) HR: Keppinger (3)		

# TWINS 2009 DAILY RECAPS

**Game #70**      **6/20/09 vs. Houston**      **Record: 35-35, 2nd/-3.0**

**Astros**      **Twins 5**

Scott Baker was the starter but did not factor into the decision as he worked 6.1 innings allowing three runs on six hits...he walked one and struck out six...Sean Henn (0-3) suffered the loss as he allowed two runs (including one inherited runner) on two hits in 0.1 innings...the Twins had eight hits, including four home runs...Brendan Harris led off the game with a home run and went 3-for-4. Joe Mauer, Delmon Young and Jason Kubel each went 1-for-4 with a home run...the Twins went 1-for-6 with runners in scoring position and left four runners on base...with the loss the Twins are back to the .500 mark.

W: Moehler, 4-4      L: Henn, 0-3      S: Valverde (4)  
 HR: Harris (4), Young (2), Mauer (4), Bourn (2), Berkman (14), Kubel (12)

**Game #71**      **6/21/09 vs. Houston**      **Record: 35-36, 2nd/-4.0**

**Astros 4**      **Twins 1**

The Twins lost to the Astros by a score of 4-1...the Astros scored three runs in the first inning off starter Glen Perkins (2-4) who suffered the loss...Perkins worked 7.0 innings allowing four runs on nine hits...he struck out one and walked one...Matt Guerrier and R.A. Dickey each tossed a scoreless inning of relief...the Twins had just two hits, a solo home run by Michael Cuddyer and a single by Brian Buscher...Jason Kubel had to leave the game after feeling ill...the game lasted just 2:12 and was played in front of 39,659.

W: Rodriguez, 6-6      L: Perkins, 2-4      S: Valverde (5)  
 HR: Cuddyer (11)

**Game #72**      **6/23/09 at Milwaukee**      **Record: 36-36, 2nd/-4.0**

**Twins 7**      **Brewers 3**

Francisco Liriano (3-8) was the starter and winner as he worked 5.0 innings allowing three runs on seven hits...he walked five and struck out six while throwing a career-high 117 pitches...R.A. Dickey, Matt Guerrier and Joe Nathan combined to toss 4.0 scoreless innings out of the bullpen allowing just one hit...Carlos Gomez went 3-for-5 with two rbi and two runs scored out of the leadoff spot...Justin Morneau went 2-for-4 with a pair of doubles...Joe Crede went 2-for-5 with a bases loaded three rbi double in the third inning...the Twins scattered 12 hits, including five doubles and went 4-for-11 with runners in scoring position.

W: Liriano, 3-8      L: Suppan, 5-5      S: None  
 HR: None

**Game #73**      **6/24/09 at Milwaukee**      **Record: 36-37, 2nd/-5.0**

**Brewers 4**      **Twins 3**

Nick Blackburn (6-3) was the starter and loser as he tossed his second straight complete game going 8.0 innings allowing four runs (three earned) on 11 hits...the Twins led 3-2 going into the eighth inning before J.J. Hardy got a two-out single and Jason Kendall followed with a rbi double and two throwing errors allowed him to score the winning run...Carlos Gomez led off the game with a triple and scored...Jason Kubel hit a solo home run as he went 1-for-4...Michael Cuddyer went 2-for-4 with a double while Joe Crede went 1-for-3 with a double and an rbi...Joe Mauer went 1-for-3 and is now hitting .394...the Twins went 1-for-6 with runners in scoring position and left 10 runners on base.

W: Coffey, 3-1      L: Blackburn, 6-3      S: Hoffman (17)  
 HR: Kubel (13)

**Game #74**      **6/25/09 at Milwaukee**      **Record: 37-37, 2nd/-5.0**

**Twins 6**      **Brewers 4**

Scott Baker (5-6) was the starter and winner as he worked 6.0 innings allowing three runs on four hits...he walked three and struck out five but allowed two home runs in the sixth inning before giving way to the bullpen...R.A. Dickey tossed a scoreless seventh inning and Joe Nathan recorded his 17th save of the season with a 1-2-3 ninth inning...the Twins 1-2-3 hitters combined to go 5-for-11 with three walks and five runs scored...Denard Span was 1-for-2 with a triple and three walks...Brendan Harris was 2-for-4 with two runs scored and Joe Mauer went 2-for-5 with a double and an rbi...Joe Crede added a home run, his 11th of the season...the Twins were 3-for-9 with runners in scoring position and left nine runners on base.

W: Baker, 5-6      L: Burns, 0-1      S: Nathan (17)  
 HR: Crede (11), McGeehe (3), Fielder (18), Braun (16)

**Game #75**      **6/26/09 at St. Louis**      **Record: 38-37, 2nd/-4.0**

**Twins 3**      **Cardinals 1**

Glen Perkins (3-4) was the starter and winner as he tossed 7.0 innings allowing just one run on four hits...he did not walk a batter and struck out three...Joe Nathan recorded the save as he tossed a scoreless ninth inning...the Twins scattered seven hits off Cardinals starter Adam Wainwright and scored two first inning runs...Jasn Kubel and Michael Cuddyer were each 2-for-4 while Joe Mauer was 1-for-2 with two walks...the Twins went 3-for-9 with runners in scoring position and left eight runners on base...the Twins staff did not walk a batter.

W: Perkins, 3-4      L: Wainwright, 8-5      S: Nathan (18)  
 HR: None

**Game #76**      **6/27/09 at St. Louis**      **Record: 38-38, 2nd/-4.0**

**Cardinals 5**      **Twins 3**

Kevin Slowey (10-3) was the starter and loser as he pitched 3.0 innings allowing five runs on six hits...including allowing two two-run home runs to Albert Pujols...Bobby Keppel made his Twins debut with 4.0 scoreless innings and R.A. Dickey got a double play with one pitch...Brendan Harris led the offense as he went 2-for-4 with all three rbi...the Twins scattered just six hits as they faced seven different Cardinal pitchers...the Twins left seven runners on base and went 2-for-6 with runners in scoring position.

W: Kinney, 1-0      L: Slowey, 10-3      S: Franklin (18)  
 HR: Pujols 2 (27, 28)

**Game #77**      **6/28/09 at St. Louis**      **Record: 39-38, 2nd/-4.0**

**Twins 6**      **Cardinals 2**

Francisco Liriano (4-8) was the starter and winner as he pitched 7.0 innings allowing just two runs on four hits...he did not allow a hit through his first 4.0 innings...the bullpen combined to toss 2.0 scoreless innings of relief...Joe Nathan recorded the final out to earn his 19th save of the season...Justin Morneau connected for a three-run home run in the first inning and the Twins never looked back...Joe Mauer was 2-for-5, while Jason Kubel was 3-for-4 with a double and one rbi...Brendan Harris was 1-for-4 with two rbi...the Twins were 5-for-10 with runners in scoring position and left six runners on base.

W: Liriano, 4-8      L: Pineiro, 6-9      S: Nathan (19)  
 HR: Morneau (17)

**Game #78**      **6/29/09 at Kansas City**      **Record: 39-39, T2nd/-4.0**

**Royals 4**      **Twins 2**

Nick Blackburn (6-4) was the starter and loser as he worked 6.0 innings allowing three runs (two earned) on 10 hits...the Twins were held to just five hits...they scattered three hits in the eighth inning, including a two-run home run by Justin Morneau, his 18th on the season...the Twins went 1-for-8 with runners in scoring position and left six runners on base...Michael Cuddyer made his first error as an outfielder (throwing) as the Twins had two miscues on the night.

W: Hochevar, 3-3      L: Blackburn, 6-4      S: Soria (10)  
 HR: Callaspo (5), Oliver (12), Morneau (18)

**Game #79**      **6/30/09 at Kansas City**      **Record: 40-39, T2nd/-4.0**

**Twins 2**      **Royals 1**

The Twins beat the Royals by a score of 2-1, their ninth one-run win of the season...Scott Baker (6-6) was the starter and winner as he worked 5.0 innings (111 pitches) allowing just one run on five hits...Bobby Keppel tossed 2.1 scoreless innings of relief and struck out three batters...Matt Guerrier stranded two inherited runners as he retired the only batter he faced...Joe Nathan tossed a 1-2-3 ninth inning to record his 20th save of the season...Justin Morneau homered for the third straight game as he went 2-for-3...Joe Mauer went 1-for-4 and scored a run...the Twins were 0-for-8 with runners in scoring position and left eight runners on base.

W: Baker, 6-6      L: Bannister, 5-6      S: Nathan (20)  
 HR: Morneau (19)

**Game #80**      **7/1/09 at Kansas City**      **Record: 41-39, 2nd/-3.0**

**Twins 5**      **Royals 1**

The Twins beat the Royals 5-1, taking two games of the three game series...Glen Perkins (4-4) was the starter and winner, allowing one run on 10 hits, with no walks and one strikeout in 7.0 innings...R.A. Dickey tossed 1.2 scoreless innings before giving way to Joe Nathan, who recorded one out for his 21st save of the season and fifth on the nine-game road trip...Denard Span was 2-for-5 with a run scored...Joe Mauer was 3-for-3 with an rbi and a run scored...Michael Cuddyer was 1-for-3 with 2 rbi, including his 12th home run of the season...the Twins were 2-for-11 with runners in scoring position and left 13 runners on base.

W: Perkins, 4-4      L: Meche, 4-8      S: Nathan (21)  
 HR: Cuddyer (12)

**Game #81**      **7/3/09 vs. Detroit**      **Record: 41-40, 3rd/-4.0**

**Tigers 11**      **Twins 9 (16 innings)**

The Twins trailed 6-0 and 7-1 and battled back to push the game into extra-innings...Kevin Slowey was the starter but did not factor into the decision...Brian Duensing, who was recalled yesterday, tossed 3.2 innings allowing just one run (a home run) on one hit...Bobby Keppel, Joe Nathan, Matt Guerrier and Jose Mijares combined to toss 6.1 scoreless innings of relief...R.A. Dickey (1-1) suffered the loss as he allowed four runs on nine hits in 3.0 innings...Denard Span led the offense as he went 5-for-8 with a triple...Joe Mauer was 2-for-6 with two runs scored, Michael Cuddyer was 3-for-8, Justin Morneau was 3-for-7 and Delmon Young was 3-for-6 with a home run...the Twins scored five runs in the sixth inning to tie the game up...both teams scored in the 14th before the Tigers scored three runs in the 16th inning...the game lasted 5:07.

W: Dolsi, 1-0      L: Dickey, 1-1      S: None  
 HR: Thames (6), Laird (4), Young (3), Crede (12)

**Game #82**      **7/4/09 vs. Detroit**      **Record: 42-40, 3rd/-3.0**

**Twins 4**      **Tigers 3**

Francisco Liriano was the starter but did not factor into the decision as he worked 7.0 innings allowing three runs (a three run home run in the 7th) on five hits...he walked two and struck out eight...Matt Guerrier (3-0) tossed a scoreless eighth inning and Joe Nathan tossed a 1-2-3 ninth inning to record his 22nd save of the season...Justin Morneau led the offense as he went 4-for-4 with a home run and two rbi...Nick Punto went 2-for-3 and drove in the winning run in the eighth inning...the Twins left 10 runners on and were just 2-for-10 with runners in scoring position.

W: Guerrier, 4-0      L: Lyon, 3-4      S: Nathan (22)  
 HR: Cuddyer (13), Morneau (20), Ordonez (4)

**Game #83**      **7/5/09 vs. Detroit**      **Record: 43-40, 2nd/-2.0**

**Twins 6**      **Tigers 2**

Francisco Liriano was the starter but did not factor into the decision as he worked 7.0 innings allowing three runs (a three run home run in the 7th) on five hits...he walked two and struck out eight...Matt Guerrier (3-0) tossed a scoreless eighth inning and Joe Nathan tossed a 1-2-3 ninth inning to record his 22nd save of the season...Justin Morneau led the offense as he went 4-for-4 with a home run and two rbi...Nick Punto went 2-for-3 and drove in the winning run in the eighth inning...the Twins left 10 runners on and were just 2-for-10 with runners in scoring position.

W: Blackburn, 7-4      L: Porcello, 8-6      S: None  
 HR: Morneau (21), Inge (19)

# TWINS 2009 DAILY RECAPS

Game #84	7/7/09 vs. New York (AL)	Record: 43-41, 3rd/-2.5	Game #91	7/18/09 at Texas	Record: 47-44, 3rd/-2.0
<b>Yankees 10</b>	<b>Twins 2</b>		<b>Twins 4</b>	<b>Rangers 1</b>	
Scott Baker (6-7) was the starter and loser allowing nine hits and six earned runs in 3.0 innings pitched...Brian Duensing and R.A. Dickey combined to throw 6.0 innings out of the 'pen, allowing seven hits, five earned runs and five walks...the Twins scattered four hits, including a home run by Michael Cuddyer and two infield hits...they were 1-for-3 with runners in scoring position and fell to 10-12 vs. left-handed pitching this season.			Scott Baker (8-7) was the starter and winner, allowing just one run on six hits in 8.0 innings, with two walks and eight strikeouts...Joe Nathan allowed a hit in the ninth inning, but recorded his 25th save of the season...Michael Cuddyer was 2-for-4 with a double, home run and two rbi...Carlos Gomez was 2-for-4 with an rbi...Juste Moreneau was 2-for-4 with an rbi...the Twins were 3-for-11 with runners in scoring position.		
W: Sabathia, 8-5 HR: Cuddyer (14)			W: Baker 8-7 HR: Cruz (23), Cuddyer (15)		
L: Baker, 6-7	S: None		L: Feldman, 8-3	S: Nathan (25)	
Game #85	7/8/09 vs. New York (AL)	Record: 43-42, 3rd/-3.5	Game #92	7/19/09 at Texas	Record: 47-45, 3rd/-2.0
<b>Yankees 4</b>	<b>Twins 3</b>		<b>Rangers 5</b>	<b>Twins 3 (13 innings)</b>	
Anthony Swarzak (2-3) was the starter and loser as he pitched 4.1 innings allowing four runs on eight hits...Bobby Keppel tossed 3.2 scoreless innings of relief and has yet to allow a run in 11.1 innings this season...Joe Mauer led the offense as he went 3-for-5 with his 14th home run of the season...Mauer now officially qualifies for the batting title and leads all hitters with a .388 average...Denard Span went 2-for-5 and scored a run...the Twins went 1-for-5 with runners in scoring position and left nine runners on base.			Francisco Liriano was the starter but did not factor in the decision, allowing three runs (two earned) on five hits in 6.0 innings, with three walks and six strikeouts...Bobby Keppel (1.2 ip), Jose Mirares (0.1) and Matt Guerrier (2.0) held the Rangers scoreless, before Ian Kinsler hit a 2-run homer off of R.A. Dickey in the 12th inning...Brian Duensing (0-1) suffered the loss...Nick Punto was 3-for-4 with a home run...Delmon Young was 2-for-4 with a run scored...the Twins were 2-for-25 vs. the Rangers bullpen.		
W: Burnett, 8-4 HR: Mauer (15)			W: Nippert, 1-0 HR: Kinsler 2 (21, 22), Punto (1)		
L: Swarzak, 2-3	S: Rivera (22)		L: Duensing, 0-1	S: None	
Game #86	7/9/09 vs. New York (AL)	Record: 43-43, 3rd/-4.0	Game #93	7/20/09 at Oakland	Record: 47-46, 3rd/-2.5
<b>Yankees 6</b>	<b>Twins 4</b>		<b>Athletics 15</b>	<b>Twins 13</b>	
Francisco Liriano (4-9) was the starter and loser as he worked 5.1 innings allowing six runs (three earned) on seven hits...R.A. Dickey (2.0), Jose Mirares (1.1) and Matt Guerrier (0.1) combined to toss 3.2 scoreless innings out of the bullpen...Jason Kubel went 1-for-3 with his 14th home run of the season...Joe Mauer went 2-for-5 and continues to lead all hitters with a .389 average...the Twins left eight runners on base and went 1-for-9 with runners in scoring position.			The Twins lost to the As by a score of 14-13 after leading 12-2 in the third inning...Nick Blackburn was the starter but did not factor into the decision as he worked 5.0 innings allowing seven runs on 13 hits (two home runs)...he did not walk or strikeout a batter...the bullpen allowed seven runs on nine hits...all seven runs came in the seventh inning...Jose Mirares (0-2) suffered the loss as he gave up a home run to Jack Cust in the seventh...the Twins scattered 17 hits and went 7-for-13 with runners in scoring position...the game ended when Michael Cuddyer was thrown out at the plate trying to advance on a on a wild pitch.		
W: Albaladejo, 4-1 HR: Kubel (14), Teixeira (21)			W: Breslow, 3-4 HR: Moreau 2 (22, 23), Kubel (16), Cuddyer (16), Barton (1), Holliday 2 (10, 11), Cust (16)		
L: Liriano, 4-9	S: Rivera (23)		L: Mijares, 0-2	S: Wertz (3)	
Game #87	7/10/09 vs. Chicago (AL)	Record: 44-43, 3rd/-4.0	Game #94	7/21/09 at Oakland	Record: 48-46, 3rd/-2.5
<b>Twins 6</b>	<b>White Sox 4</b>		<b>Twins 3</b>	<b>Athletics 2 (10 innings)</b>	
Nick Blackburn (8-4) was the starter and winner as he worked 7.0 innings allowing four runs on nine hits...he struck out three and walked one...Matt Guerrier and Joe Nathan each tossed a perfect inning retiring all six batters they faced...the Twins scattered seven hits, including three from Jason Kubel who also drove in two runs...Joe Mauer was 1-for-3 with an rbi and Carlos Gomez record an rbi bunt single in his only at-bat...the Twins recorded two stolen bases (Torbert, Punto) and went 4-for-9 with runners in scoring position.			The Twins beat the As 3-2 in 10 innings, as Michael Cuddyer tripled home Joe Mauer with the winning run in the 10th inning...Anthony Swarzak was the starter but did not factor in the decision, allowing two runs on four hits in 7.0 innings, with three walks and four strikeouts...Matt Guerrier (5-0) was the winner in relief, tossing 2.0 shutout innings, while Joe Nathan picked up his 26th save of the season...Joe Mauer was 2-for-5 with a run scored...Joe Crede was 2-for-5 with two doubles and a run scored...Cuddyer, Delmon Young and Nick Punto each drove in a run for the Twins, who went 1-for-9 with runners in scoring position.		
W: Blackburn, 8-4 HR: None			W: Guerrier, 5-0 HR: None		
L: Dotel, 1-3	S: Nathan (23)		L: Bailey, 4-3	S: Nathan (26)	
Game #88	7/11/09 vs. Chicago (AL)	Record: 44-44, 3rd/-4.0	Game #95	7/22/09 at Oakland	Record: 48-47, 3rd/-2.5
<b>White Sox 8</b>	<b>Twins 7</b>		<b>Athletics 16</b>	<b>Twins 1</b>	
Glen Perkins (4-5) was the starter and loser as he worked 4.1 innings allowing five runs on eight hits...Brian Duensing allowed five hits out of the bullpen but did not allow a run...Joe Crede led the offense as he hit two home runs and drove in four...it marked his fourth home run vs. his former team this season...Denard Span went 2-for-5 and scored while Justin Moreneau went 1-for-4...the Twins had 10 hits, including two in the ninth inning as they scored two runs on a pinch-hit single by Jose Morales...the Twins were just 2-for-8 with runners in scoring position.			Glen Perkins (5-6) was the starter and loser, allowing eight runs on six hits, with three walks in 1.0 inning...Twins relievers combined to allow eight runs (seven earned) on 12 hits in 7.0 innings...Denard Span was 2-for-3...Justin Moreneau was 1-for-2 with a walk and a solo home run...Michael Cuddyer, Brian Buscher and Alexi Casilla had the only other hits for the Twins.		
W: Floyd, 7-6 HR: Crede 2 (13, 14)			W: Cahill, 6-8 HR: Moreneau (24), Hairston (12)		
L: Perkins, 4-5	S: Jenks (20)		L: Perkins, 6-5	S: None	
Game #89	7/12/09 vs. Chicago (AL)	Record: 45-44, 3rd/-4.0	Game #96	7/23/09 at Los Angeles (AL)	Record: 48-48, 3rd/-2.5
<b>Twins 13</b>	<b>White Sox 7</b>		<b>Angels 6</b>	<b>Twins 5 (10 innings)</b>	
Scott Baker (7-7) was the starter and winner as he worked 6.1 innings allowing five runs on six hits...Denard Span led the game off for the Twins with a home run...he went 2-for-3 with three rbi and three runs scored...Brendan Harris went 3-for-5 with a home run, two doubles and three rbi...Justin Moreneau went 2-for-5 and Carlos Gomez went 3-for-4 with a home run and a career-high five rbi...the Twins scattered 15 hits, including seven for extra-bases and went 5-for-17 with runners in scoring position.			The Twins lost to the Angels 6-5 in 10 innings last night...Scott Baker was the starter and had no-rbi and three runs scored...the Twins won on seven hits in 5.0 innings, with three walks and six strikeouts...Twins relievers combined to allow four runs on seven hits in 4.2 innings...Jesse Crain (2-4) suffered the loss, allowing a walk-off double to Mike Napoli in the 10th inning...Joe Mauer was 3-for-4 with a double and two rbi...Jason Kubel was 2-for-5 with a two-run homer and an rbi single...the Twins were just 3-for-12 with runners in scoring position.		
W: Baker, 7-7 HR: Span (5), Gomez (2), Harris (5), Thome (14)			W: Fuentes, 1-2 HR: Kubel (17)		
L: Buehrle, 9-3	S: None		L: Crain, 2-4	S: None	
Game #90	7/17/09 at Texas	Record: 46-44, 3rd/-3.0	Game #97	7/24/09 at Los Angeles (AL)	Record: 48-49, 3rd/-4.0
<b>Twins 5</b>	<b>Rangers 3</b>		<b>Angels 6</b>	<b>Twins 3</b>	
Glen Perkins (5-5) was the starter and winner, allowing three runs (all earned) on seven hits, with one walk and four strikeouts in 5.0 innings...Bobby Keppel (2.0 ip), Jose Mirares (0.2), Matt Guerrier (0.1) and Joe Nathan (1.0) combined to toss 4.0 scoreless innings out of the bullpen...Justin Moreneau was 2-for-4 with a three-run homer...Carlos Gomez was 2-for-3 with a two-run triple...runs and two rbi...Denard Span, Justin Moreneau, Michael Cuddyer and Brian Buscher had the only other hits for the Twins...Buscher drove in a run with his ninth inning single...the Twins went 1-for-3 with runners in scoring position.			Francisco Liriano (4-10) was the starter and loser, allowing six runs on eight hits in 5.1 innings, with two walks and three strikeouts...he allowed three home runs...Joe Mauer was 2-for-4 with two home runs and two rbi...Denard Span, Justin Moreneau, Michael Cuddyer and Brian Buscher had the only other hits for the Twins...Buscher drove in a run with his ninth inning single...the Twins went 1-for-3 with runners in scoring position.		
W: Perkins, 5-5 HR: Hamilton (7), Kubel (15)			W: Lackey, 6-4 HR: Quinlan (2), Mauer 2 (16, 17), Mathis (4), Napoli (14)		
L: Padilla, 7-5	S: Nathan (24)		L: Liriano, 4-10	S: None	

# TWINS 2009 DAILY RECAPS

**Game #98** 7/25/09 at Los Angeles (AL) **Record:** 48-50, 3rd/-5.0

**Angels 11 Twins 5**

The Twins have now lost consecutive series for the first time since May 15-21, when they were swept in four games at New York and lost two of three at Chicago (AL)...Nick Blackburn (8-5) was the starter and loser, allowing six runs on six hits in 3.2 innings, with one walk and no strikeouts...the Angels scored nine in the fourth inning after the Twins took a 2-0 lead...Jason Kubel was 3-for-4 with a walk, double, home run and three RBI...Joe Mauer was 2-for-5 with a run scored...Brian Buscher was 2-for-5 with an RBI.

**W:** Palmer, 8-1 **L:** Blackburn, 8-5 **S:** None  
**HR:** Kubel (18), Figgins (3), Izturis (4)

**Game #99** 7/26/09 at Los Angeles (AL) **Record:** 49-50, 3rd/-4.0

**Twins 10 Angels 1**

Anthony Swarzak (3-3) was the starter and winner as he worked 6.2 innings allowing just one run on four hits...he struck out four and walked three batters...Matt Guerrier and Jesse Crain combined to toss 2.1 scoreless innings...Crain added two strikeouts...Justin Morneau led the offense as he went 2-for-4 with two home runs and three RBI...Denard Span added a home run and four RBI as he went 2-for-4...Carlos Gomez went 1-for-4 with three runs scored...the Twins went 5-for-10 with runners in scoring position and left six runners on base...it marked the 11th time this season the Twins have scored 10-or-runs in a game.

**W:** Swarzak, 3-3 **L:** Santana, 3-6 **S:** None  
**HR:** Morneau 2 (25, 26), Morales (18), Span (6)

**Game #100** 7/27/09 vs. Chicago (AL) **Record:** 50-50, 3rd/-3.0

**Twins 4 White Sox 3**

Glen Perkins (6-6) was the starter and winner, allowing three runs on six hits in 7.0 innings, with one walk and three strikeouts...Matt Guerrier and Joe Nathan each tossed a scoreless inning, as Nathan picked up his 27th save of the season...the Twins scored two unearned runs in the second inning and Michael Cuddyer hit a two-run homer with the Twins trailing 3-2 in the sixth inning...the White Sox committed three errors on the night...the win evened the Twins 2009 record at 50-50.

**W:** Perkins, 6-6 **L:** Danks, 8-7 **S:** Nathan (27)  
**HR:** Beckham (5), Konerko (20), Cuddyer (17)

**Game #101** 7/28/09 vs. Chicago (AL) **Record:** 51-50, T3rd/-2.0

**Twins 5 White Sox 3**

Scott Baker was the starter but did not factor into the decision as he worked 6.0 innings allowing just one run, a home run to Jermaine Dye...he allowed just four hits, struck out six and did not walk a batter...Sox starter Mark Buehrle was perfect through 5.2 innings before the Twins scored once in the fifth and four runs in the sixth...the Twins scattered just five hits and Joe Mauer had the lone extra-base hit, an RBI double...Justin Morneau walked with the bases loaded and Alexi Casilla walked twice...the Twins were 3-for-6 with runners in scoring position and left five runners on base.

**W:** Mijares, 1-2 **L:** Buehrle, 11-4 **S:** Nathan (28)  
**HR:** Dye (23)

**Game #102** 7/29/09 vs. Chicago (AL) **Record:** 52-50, 2nd/-2.0

**Twins 3 White Sox 2**

The Twins beat the White Sox by a score of 3-2, completing the three-game sweep...Brian Duensing made the spot start in place of Francisco Liriano, who was out with a sore forearm...Duensing pitched 5.0 innings allowing two runs on three hits...both runs came on solo home runs...the bullpen combined to toss 4.0 scoreless innings...Jesse Crain (3-4) got the win as he worked 2.0 scoreless, Matt Guerrier tossed a perfect eighth inning and Joe Nathan earned his 29th save with a scoreless ninth inning...the Twins scattered just six hits...Alexi Casilla went 2-for-3 with a double and drove in the winning run.

**W:** Crain, 3-4 **L:** Contreras, 4-10 **S:** Nathan (29)  
**HR:** Nathan (29)

**Game #103** 7/31/09 vs. Los Angeles (AL) **Record:** 52-51, 3rd/-2.0

**Angels 11 Twins 5 (11 innings)**

The Twins lost to the Angels by a score of 11-5 in 11 innings, as the Angels scored six runs in the 11th inning...Nick Blackburn was the starter but did not factor into the decision as he worked 6.2 innings allowing four runs on 12 hits...the bullpen allowed seven runs on seven hits and walked two batters...Bobby Keppel (0-1) suffered the loss as he allowed three runs on two hits and did not retire a batter...the offense scattered 10 hits, including a three-run home run by Joe Mauer who was 3-for-4 on the night...Denard Span and Michael Cuddyer were each 2-for-5...Cuddyer had to leave the game with a lower back strain...the Twins went 3-for-9 with runners in scoring position.

**W:** Jepsen, 3-2 **L:** Keppel, 0-1 **S:** None  
**HR:** Mauer (18), Abreu (8), Napoli (16)

**Game #104** 8/1/09 vs. Los Angeles (AL) **Record:** 52-52, 3rd/-3.0

**Angels 11 Twins 6**

Anthony Swarzak made the start for the Twins, tossing just 3.0 innings and allowing six runs (four earned) on nine hits...he was relieved by R.A. Dickey, Bobby Keppel and Jesse Crain who all combined to allow five runs on nine hits in 6.0 innings out of the bullpen...Justin Morneau led the offense with three hits in five at-bats, including two RBI...the newest Twin Orlando Cabrera had two hits in his Twins debut after being traded over from the Oakland Athletics the previous day...Mike Redmond, Denard Span and Nick Punto each added two hits as well.

**W:** Saunders, 9-6 **L:** Swarzak, 3-4 **S:** None  
**HR:** Izturis (5), Rivera (18), Morneau (27)

**Game #105** 8/2/09 vs. Los Angeles (AL) **Record:** 52-53, 3rd/-3.0

**Angels 13 Twins 4**

Glen Perkins (6-7) was the starter and loser, allowing nine runs (eight earned) on 12 hits in 4.0 innings, with one walk and two strikeouts...Twins relievers combined to allow four runs on three hits, with four walks and four strikeouts in 5.0 innings...Joe Mauer was 2-for-4 with a double and RBI...Orlando Cabrera was 1-for-3, including his first home run as a Twin...Justin Morneau was 1-for-4 with his 28th home run of the season...the Twins were 2-for-5 with runners in scoring position.

**W:** Weaver, 11-4 **L:** Perkins, 6-7 **S:** None  
**HR:** Rodriguez (2), Cabrera (5), Morales 2 (22, 23), Morneau (28)

**Game #106** 8/4/09 at Cleveland **Record:** 53-53, 3rd/-2.5

**Twins 10 Indians 1**

Scott Baker (9-7) was the starter and winner, tossing 7.0 scoreless innings with one walk and four strikeouts...the Twins had six players with a multi-hit game, as Carlos Gomez went 3-for-4 with a double, home run and four RBI and Joe Mauer went 3-for-5 with three doubles and an RBI...Orlando Cabrera, Justin Morneau, Jason Kubel and Delmon Young each had two hits...the Twins went 6-for-12 with runners in scoring position.

**W:** Baker, 9-7 **L:** Huff, 5-6 **S:** None  
**HR:** Kubel (19), Gomez (3)

**Game #107** 8/5/09 at Cleveland **Record:** 53-54, 3rd/-3.5

**Indians 8 Twins 1**

After scoring 10 runs on 16 hits in the series opener, the Twins were held to one run on seven hits in an 8-1 loss at Cleveland...Francisco Liriano (4-11) was the starter and loser, allowing four runs on eight hits in 5.0 innings, with four walks and four strikeouts...Jose Mijares struck out the side in the seventh and after hitting the leadoff man in the eighth, Matt Guerrier also struck out the side...Orlando Cabrera was 3-for-4 with a double and a run scored...Denard Span, Joe Mauer, Jason Kubel and Michael Cuddyer had the only other hits for the Twins, who went 0-for-7 with runners in scoring position.

**W:** Laffey, 5-3 **L:** Liriano, 4-11 **S:** None  
**HR:** None

**Game #108** 8/6/09 at Cleveland **Record:** 53-55, 3rd/-4.5

**Indians 2 Twins 1**

Nick Blackburn (8-6) was the starter and loser as he worked 6.1 innings allowing two runs on seven hits...he struck out two and walked two...Matt Guerrier tossed 1.2 scoreless innings allowing just one hit and lowered his season ERA to 1.99...the Twins scattered seven hits, including two from Orlando Cabrera and Michael Cuddyer...Cuddyer also doubled, stole a base and scored...the Twins went 0-for-13 with runners in scoring position and left nine runners on base...Denard Span and Michael Cuddyer each added an outfield assist.

**W:** Sipp, 2-0 **L:** Blackburn, 8-6 **S:** Wood (15)  
**HR:** None

**Game #109** 8/7/09 at Detroit **Record:** 53-56, 3rd/-4.5

**Tigers 10 Twins 8**

The Twins lost to the Tigers 10-8, after falling behind 6-1 in the first inning...Anthony Swarzak (3-5) was the starter and loser, allowing seven runs on eight hits in 1.0 inning, with no walks and one strikeout...Brian Duensing tossed 4.2 innings in relief and struck out a career-high five batters...Denard Span was 4-for-6 with an RBI...Joe Mauer was 4-for-5 with a home run and three RBI...Jason Kubel was 1-for-2 with a double and two RBI...Span's RBI single in the second inning snapped an 0-for-21 for the Twins with runners in scoring position, and the Twins went 5-for-13 with RISP in the game.

**W:** Galarraga, 6-10 **L:** Swarzak, 3-5 **S:** None  
**HR:** Mauer (19), Cabrera (22), Avila (1)

**Game #110** 8/8/09 at Detroit **Record:** 54-56, 3rd/-4.5

**Twins 11 Tigers 0**

Carl Pavano made his first start with the Twins after being traded for a player to be named later by the Indians...he tossed 7.0 shutout innings, allowing just five hits and striking out five...Jose Mijares and Glen Perkins each pitched a scoreless inning of relief...eight of the Twins nine starters had hits including two from Joe Mauer...Mauer had a home run, three RBI and a run scored...Orlando Cabrera drove in two runs after going 1-5 as the Twins shut out an opponent for the third time.

**W:** Pavano, 10-8 **L:** Verlander, 12-6 **S:** None  
**HR:** Mauer (20)

**Game #111** 8/9/09 at Detroit **Record:** 54-57, 3rd/-5.5

**Tigers 8 Twins 7**

Scott Baker (9-7) was the starter but did not factor into the decision, allowing six runs on nine hits in 4.1 innings...Bobby Keppel tossed 2.2 scoreless innings of relief, but Matt Guerrier was tagged with his first loss of the season after allowing two runs in 1.0 inning...Michael Cuddyer went 4-for-5 with his third career multi-home game, while driving in three runs and scoring three...Delmon Young (1-for-5) added his fourth home run of the season...Mike Redmond went 3-for-4 while Alexi Casilla went 2-for-4 with two RBI...Twins were 3-for-9 with runners in scoring position and left eight men on base.

**W:** Lyon, 5-4 **L:** Guerrier, 5-1 **S:** Rodney (23)  
**HR:** Cuddyer 2 (18, 19), Young (4), Thames (12), Cabrera (23)

# TWINS 2009 DAILY RECAPS

Game #112	8/11/09 vs. Kansas City	Record: 54-58, 3rd/-5.0
<b>Royals 14</b>	<b>Twins 6</b>	
Nick Blackburn (8-7) was the starter and loser as he worked just 1.2 innings allowing six runs (four earned) on six hits...the Royals scored four runs in the first, two in the second and two in the third and never rallied in the ballgame...Joe Mijares tossed 1.1 scoreless innings of relief and lowered his season ERA to 2.50...the Twins scattered 12 hits but went just 1-for-8 with runners in scoring position...Joe Mauer went 3-for-4 and his now hitting .369 on the season...Brendan Harris went 3-for-5 with a home run and two runs scored...Delmon Young homered as he went 2-for-5 and Denard Span drove in two runs with an eighth inning double...the Twins left 12 runners on base.		
W: Davies, 4-8	L: Blackburn, 8-7	S: None
HR: Olivo (16), Young (5), Harris (6)		

Game #113	8/12/09 vs. Kansas City	Record: 55-58, 3rd/-4.0
<b>Twins 7</b>	<b>Royals 1</b>	
Francisco Liriano (5-11) was the starter and winner as he worked 7.0 innings allowing one run on three hits...he struck out eight and walked one batter...Matt Guerrier and Joe Nathan each tossed a scoreless inning of relief...the Twins scattered 10 hits, including three from Joe Crede who went 3-for-3 with a home run and three RBI...Delmon Young went 1-for-3 with a double and a run scored...Orlando Cabrera extended his hitting streak to 21 games with a fourth inning double...the Twins went 4-for-8 with runners in scoring position.		
W: Liriano, 5-11	L: Bannister, 7-9	S: None
HR: Bloomquist (4), Crede (15)		

Game #114	8/13/09 vs. Kansas City	Record: 55-59, 3rd/-5.0
<b>Royals 5</b>	<b>Twins 4</b>	
The Twins lost to the Royals by a score of 5-4, as their record in one-run games fell to 13-18...both teams failed to score after the fifth inning...Carl Pavano (10-9) was the starter and loser as he allowed five runs on five hits in 7.0 innings, striking out six and walking three...Pavano, making his second start for Minnesota, retired 10 of the last 12 batters he faced...Jose Mijares and Jesse Crain each pitched 1.0 scoreless inning of relief...Joe Mauer led the offense, going 2-for-4 with a double and a three-run homer, driving in all four of the Twins runs...Jason Kubel went 2-for-4 and Denard Span went 1-for-3, scoring two of the Twins four runs...Twins batters went just 2-for-12 with runners in scoring position and left nine runners on base.		
W: Meche, 5-9	L: Pavano, 10-9	S: Soria (19)
HR: Gordon (3), Mauer (21)		

Game #115	8/14/09 vs. Cleveland	Record: 56-59, 3rd/-5.0
<b>Twins 11</b>	<b>Indians 0</b>	
Scott Baker tossed his third career complete game and second career shutout...Baker allowed just two hits, with no walks and five strikeouts...Jason Kubel was 3-for-4 with a home run and five RBI...Joe Mauer was 3-for-3 with two walks, two runs scored and two RBI...Justin Morneau was 2-for-4 with two runs scored and two RBI...Alexi Casilla was 2-for-4 with a stolen base, two runs scored and a RBI...the Twins were 7-for-11 with runners in scoring position.		
W: Baker, 10-7	L: Masterson, 3-4	S: None
HR: Kubel (20)		

Game #116	8/15/09 vs. Cleveland	Record: 56-60, 3rd/-6.0
<b>Indians 7</b>	<b>Twins 3</b>	
Anthony Swarzak (3-6) was the starter and loser, allowing five runs on eight hits in 4.0 innings, allowing two home runs...Brian Duensing pitched 2.0 innings of relief, allowing two runs on five hits...Bobby Keppel tossed 2.0 scoreless innings of relief...Jeff ManSHIP made his Major League debut, pitching 1.0 scoreless inning, striking out one...Joe Mauer went 3-for-4 and hit his 22nd home run of the season...Justin Morneau went 2-for-4 with a run scored and an RBI...Orlando Cabrera went 2-for-5 with a run scored and Joe Crede (1-for-4) drove in the other run for the Twins...Minnesota went 2-for-12 with runners in scoring position and left 11 men on base.		
W: Huff, 7-6	L: Swarzak, 3-6	S: None
HR: Choo (14), Sizemore (16), Mauer (22)		

Game #117	8/16/09 vs. Cleveland	Record: 56-61, 3rd/-6.0
<b>Indians 7</b>	<b>Twins 4</b>	
Nick Blackburn (8-8) was the starter and loser as he worked just 2.1 innings allowing six runs on six hits, including three home runs...the bullpen combined to toss 6.2 innings allowing just one run...Jeff ManSHIP, making just his second big league appearance, tossed 1.2 scoreless innings allowing just one hit...Matt Guerrier and Joe Nathan each tossed a scoreless inning...the Twins took a 3-0 lead in the third inning on a two-run home run by Delmon Young...the Indians came back in the third with six runs, including three home runs...Denard Span went 2-for-4 with an RBI and a walk, while Nick Punto went 2-for-3 with a walk and a run scored...Joe Mauer extended his hitting streak to 13 games as he went 1-for-4...the Twins went just 2-for-8 with runners in scoring position and left seven runners on base.		
W: Laffey, 7-3	L: Blackburn, 8-8	S: None
HR: Young (6), Shoppach (10), Valbuena (6), Sizemore (17)		

Game #118	8/17/09 at Texas	Record: 56-62, 3rd/-6.5
<b>Rangers 8</b>	<b>Twins 5</b>	
Francisco Liriano (5-12) was the starter and loser as he pitched 2.0 innings allowing seven runs on seven hits...he struck out one and walked two...Bobby Keppel tossed 3.1 scoreless innings out of the bullpen while Jose Mijares tossed 1.1 scoreless innings...Joe Mauer led the offense as he went 3-for-5, including a first inning home run, his 23rd of the season...Nick Punto went 1-for-3 with two RBI while Jason Kubel went 1-for-3 and scored two runs...with the loss the Twins are now a season low, six games under .500.		
W: Hunter, 6-2	L: Liriano, 5-12	S: Francisco (18)
HR: Mauer (23)		

Game #119	8/18/09 at Texas	Record: 57-62, 3rd/-6.5
<b>Twins 8</b>	<b>Rangers 6</b>	
The Twins beat the Rangers by a score of 9-6 after trailing 5-0 in the fourth inning...Carl Pavano was the starter but did not factor into the decision as he pitched 4.0 innings allowing five runs on seven hits...Jesse Crain (4-4) earned the win as he tossed 1.1 scoreless innings and Matt Guerrier tossed a scoreless eighth inning...Joe Nathan recorded his 30th save of the season with a scoreless ninth inning...Joe Mauer once again led the offense as he went 3-for-5 with two home runs...he drove in three and scored twice...Denard Span went 2-for-4, Orlando Cabrera went 2-for-5, Brendan Harris went 2-for-3 and Delmon Young went 2-for-5 with a home run and four RBI...Michael Cuddyer added three hits, including two doubles, as the Twins scattered 16 hits, six for extra-bases...The Twins scored four in the sixth, three in the seventh and one in the eighth to complete the comeback.		
W: Crain, 4-4	L: Jennings, 2-4	S: Nathan (30)
HR: Kinsler (26), Mauer 2 (24, 25), Young (7)		

Game #120	8/19/09 at Texas	Record: 58-62, 3rd/-5.5
<b>Twins 5</b>	<b>Rangers 4</b>	
The Twins beat the Rangers by a score of 5-4 after training 4-0 after four innings...Scott Baker (11-7) was the starter and winner as he worked 5.1 innings allowing four runs on nine hits...he struck out six and walked two...Jose Mijares pitched a career-high 2.2 scoreless innings, he struck out three before giving way to Joe Nathan who recorded his 31st save with a perfect ninth inning...Denard Span went 3-for-4 and was hit-by-a-pitch, while Nick Punto was 2-for-3 with an RBI, a run scored and a walk...Joe Crede was 2-for-4 with an RBI...Joe Mauer went 0-for-3 with a pair of walks and his hitting streak snapped at 15 games...the Twins went 4-for-10 with runners in scoring position and left nine runners on base.		
W: Baker, 11-7	L: Millwood, 9-8	S: Nathan (31)
HR: None		

Game #121	8/20/09 at Texas	Record: 58-63, 3rd/-6.5
<b>Rangers 11</b>	<b>Twins 1</b>	
Anthony Swarzak (3-7) was the starter and loser as he worked 5.1 innings allowing six runs on eight hits...he walked two, struck out four but allowed four home runs...Philip Humber tossed a scoreless inning...Denard Span led the offense as he went 3-for-4 out of the leadoff spot...Joe Mauer went 1-for-4 and Delmon Young went 2-for-4 with his eighth home run of the season...the Twins left six runners on base and went 1-for-4 with runners in scoring position.		
W: Holland, 7-7	L: Swarzak, 3-7	S: None
HR: Byrd 2 (13, 14), Borbon (1), Young (8), Cruz (26)		

Game #122	8/21/09 at Kansas City	Record: 59-63, 3rd/-6.5
<b>Twins 5</b>	<b>Royals 4</b>	
Nick Blackburn was the starter but did not factor into the decision as he worked 7.0 innings allowing three runs on seven hits...Matt Guerrier and Jose Mijares combine to toss a scoreless eighth inning...Joe Nathan blew just his fourth save of the season as he allowed a pinch-hit home run with two outs in the ninth...he pitched the 10th after the Twins scored in the top half to earn the win...the Twins scored three runs in the six inning to tie the game and scored again in the eighth to take the lead...Denard Span went 2-for-5 with a triple and two RBI...Carlos Gomez went 2-for-4 with two runs scored and Alexi Casilla went 2-for-3 with an RBI and two runs scored...Orlando Cabrera drove in the winning run with a 10th inning triple...the Twins went 3-for-6 with runners in scoring position.		
W: Nathan, 2-1	L: Soria, 3-1	S: None
HR: Butler (15), DeJesus (10), B. Pena (4)		

Game #123	8/22/09 at Kansas City	Record: 60-63, 3rd/-5.5
<b>Twins 8</b>	<b>Royals 7</b>	
Brian Duensing (1-1) was the starter and winner (first Major League win)...he tossed 5.0 innings allowing two runs on six hits...he struck out three and walked one...Jose Mijares tossed 1.1 scoreless innings and Matt Guerrier recorded the final five outs to record his first save of the season...Orlando Cabrera went 2-for-5 with two runs scored, while Jason Kubel, Michael Cuddyer and Alexi Casilla all added two hits...Cuddyer homered for the 20th time this season...Joe Mauer went 1-for-3 with two walks...the Twins went 6-for-16 with runners in scoring position and left seven runners on base.		
W: Duensing, 1-1	L: Davies, 4-9	S: Guerrier (1)
HR: Cuddyer (20)		

Game #124	8/23/09 at Kansas City	Record: 61-63, 3rd/-4.5
<b>Twins 10</b>	<b>Royals 3</b>	
Carl Pavano (11-9) was the starter and winner in his 200th career start...he tossed 7.0 innings allowing two runs on eight hits...Jeff ManSHIP and Bobby Keppel combined to throw 2.0 innings to finish out the game...the Twins erupted for eight runs in the seventh inning while knocking out eight hits in the inning...Michael Cuddyer became the first Twin to homer twice in an inning when he hit a solo homer and then a two-run shot in the seventh...Denard Span, Joe Mauer and Carlos Gomez each had two hits...the Twins went 4-for-10 with runners in scoring position.		
W: Pavano, 11-9	L: Bannister, 7-10	S: None
HR: Cuddyer 2 (21, 22)		

Game #125	8/24/09 vs. Baltimore	Record: 62-63, 3rd/-4.5
<b>Twins 2</b>	<b>Orioles 1</b>	
Scott Baker (12-7) was the starter and winner as he tossed 7.0 innings allowing just one run on four hits...he struck out five and walked just one...Jose Mijares tossed a perfect eighth inning and Joe Nathan tossed a scoreless ninth inning to record his 32nd save of the season...the Twins scattered just six hits but scored twice in the sixth inning to secure the win for Baker...Denard Span went 2-for-2 with two walks and a run scored and Alexi Casilla went 2-for-3 with a triple and a run scored and an RBI.		
W: Baker, 12-7	L: Tillman, 1-2	S: Nathan (32)
HR: None		

# TWINS 2009 DAILY RECAPS

Game #126	8/25/09 vs. Baltimore	Record: 63-63, T2nd/-4.5	Game #133	9/2/09 vs. Chicago (AL)	Record: 67-66, 2nd/-4.5
<b>Twins 7</b>	<b>Orioles 6</b>		<b>White Sox 4</b>	<b>Twins 2</b>	
<p>The Twins beat the Orioles last night by a score of 7-6 in walk-off fashion...the Twins tied the game at 6-6 with three runs in the sixth inning before scoring the winning run in the bottom of the ninth...Armando Gabino made his Major League debut but gave way to the bullpen after tossing 2.2 innings allowing four runs on five hits...Jesse Crain tossed 2.0 scoreless innings...Jose Mijares (2-2) entered the game in the ninth inning with a runner on second and nobody out and retired all three batters he faced to earn the win...Delmon Young went 4-for-5 and had the game-winning hit in the ninth inning...Alexi Casilla was 2-for-3 with a double, an rbi and two runs scored.</p>					
W: Mijares, 2-2	L: Mickolio, 0-2	S: None	W: Carrasco, 5-1	L: Nathan, 2-2	S: Jenks (28)
HR: Moreneau (29)			HR: Beckham (10), Konerko (24)		
Game #127	8/26/09 vs. Baltimore	Record: 63-64, T2nd/-4.5	Game #134	9/4/09 at Cleveland	Record: 67-67, 2nd/-4.5
<b>Orioles 5</b>	<b>Twins 1</b>		<b>Indians 5</b>	<b>Twins 2</b>	
<p>The Twins fell behind 2-0 in the first inning and trailed throughout...Nick Blackburn (8-9) was the starter and loser as he allowed four runs (three earned) on nine hits in 5.2 innings pitched, losing for the fifth time since the All-Star break (0-5)...Jeff Manish relieved Blackburn, allowing one run in 1.2 innings while Matt Guerrier and Philip Humber combined to toss 1.2 scoreless innings of relief...Joe Mauer had two of the Twins six hits...Justin Moreneau had the only extra-base hit for the Twins, collecting his 29th double and driving in the only run for the Twins in the fourth inning...Orlando Cabrera was ejected for the second time in his career, arguing balls and strikes...the Twins went 0-for-6 with runners in scoring position and left five men on base.</p>					
W: Guthrie, 9-12	L: Blackburn, 8-9	S: None	W: Sowers, 6-9	L: Pavano, 11-11	S: Wood (18)
HR: Pie (5)			HR: None		
Game #128	8/28/09 vs. Texas	Record: 64-64, 2nd/-4.5	Game #135	9/5/09 at Cleveland	Record: 68-67, 2nd/-6.0
<b>Twins 3</b>	<b>Rangers 2</b>		<b>Twins 4</b>	<b>Indians 1</b>	
<p>Brian Duensing (2-1) was the starter and winner as he worked a career-best 7.0 innings allowing just one run on three hits...he struck out eight and walked just one batter before giving way to the bullpen...Matt Guerrier worked a scoreless eighth and Joe Nathan earned his 33rd save of the season...Denard Span was 2-for-4 with a double and a run scored...Joe Mauer and Jason Kubel were each 1-for-4...Mauer scored and drove in a run as Kubel added an rbi triple and later scored...Brendan Harris was 2-for-3...Alexi Casilla stole his 10th base of the season.</p>					
W: Duensing, 2-1	L: Hunter, 6-3	S: Nathan (33)	W: Baker, 13-7	L: Masterson, 4-7	S: Nathan (36)
HR: None			HR: Marte (5)		
Game #129	8/29/09 vs. Texas	Record: 64-65, 2nd/-4.5	Game #136	9/6/09 at Cleveland	Record: 68-68, 2nd/-7.0
<b>Rangers 3</b>	<b>Twins 0</b>		<b>Indians 3</b>	<b>Twins 1</b>	
<p>The Twins lost to the Rangers last night by a score of 3-0...it was the first time the Twins had been shut out since May 5...Carlo Pavano (11-10) was the starter and loser as he worked 6.0 innings allowing two runs (both in the first inning)...Ron Mahay made his Twins debut and retired two batters...Jesse Crain tossed 1.1 scoreless innings...Rangers starter Scott Feldman tossed 5.2 scoreless innings allowing just four hits...the Rangers bullpen did not allow a hit over 2.1 innings...Brendan Harris went 1-for-3 with a double, the Twins lone extra-base hit...Joe Mauer and Denard Span were each 1-for-4...the Twins were 0-for-8 with runners in scoring position.</p>					
W: Feldman, 14-4	L: Pavano, 11-10	S: Francisco (19)	W: Huff, 9-7	L: Blackburn, 9-10	S: Wood (19)
HR: Rodriguez (9)			HR: None		
Game #130	8/30/09 vs. Texas	Record: 65-65, 2nd/-4.5	Game #137	9/7/09 at Toronto	Record: 69-68, 2nd/-6.5
<b>Twins 5</b>	<b>Rangers 3</b>		<b>Twins 6</b>	<b>Blue Jays 3</b>	
<p>The Twins beat the Rangers in come-from-behind fashion...trailing 3-2 in the eighth inning, the Twins scored three runs on three hits to take a 5-3 lead...Scott Baker was the starter but did not factor in the decision, allowing three runs on six hits in 7.0 innings, with one walk and six strikeouts...Jon Rauch made his Twins debut and recorded the win with 1.0 scoreless inning and Joe Nathan pitched a scoreless ninth for his 34th save of the season...Denard Span was 2-for-5 with a double...Jason Kubel was 2-for-3 with a two-run homer...Nick Punto was 2-for-4 with a double and an rbi...the Twins were just 3-for-16 with runners in scoring position.</p>					
W: Rauch, 1-0	L: Wilson, 4-6	S: Nathan (36)	W: Crain, 5-4	L: Richmond, 6-9	S: Nathan (37)
HR: Kubel (21), Cruz (28)			HR: Bautista (4)		
Game #131	8/31/09 vs. Chicago (AL)	Record: 66-65, 2nd/-3.5	Game #138	9/8/09 at Toronto	Record: 69-69, 2nd/-6.5
<b>Twins 4</b>	<b>White Sox 1</b>		<b>Blue Jays 6</b>	<b>Twins 3</b>	
<p>The Twins beat the White Sox by a score of 4-1...Nick Blackburn (9-9) was the starter and winner as he allowed just one run on six hits over 7.0 innings...he struck out a career-high seven and did not walk a batter...Jose Mijares, Matt Guerrier and Joe Nathan combined for 2.0 scoreless innings of relief...Nathan recorded his 35th save of the season...Joe Mauer and Jason Kubel each homered in the third inning to put the Twins up 3-0 and they never trailed...the Twins scattered 11 hits, including two by Denard Span, Mauer and Kubel...Cuddyer was 1-for-4 with an rbi...the Twins went 1-for-6 with runners in scoring position.</p>					
W: Blackburn, 9-9	L: Floyd, 10-9	S: Nathan (35)	W: Romero, 12-7	L: Rauch, 4-3	S: Frasor (7)
HR: Mauer (26), Kubel (22)			HR: McDonald (2)		
Game #132	9/1/09 vs. Chicago (AL)	Record: 67-65, 3rd/-3.5	Game #139	9/9/09 at Toronto	Record: 70-69 2nd/-5.5
<b>Twins 4</b>	<b>White Sox 3</b>		<b>Twins 4</b>	<b>Blue Jays 1</b>	
<p>The Twins beat the White Sox by a score of 4-3 in walk off fashion...Jose Morales hit a pinch-hit two-out rbi single in the ninth inning to cap the 4-3 win...Jeff Manish made his first big league start and allowed just one run in 5.0 innings...Jesse Crain tossed 2.0 perfect innings of relief and Jon Rauch earned his second win with the Twins as he tossed a scoreless ninth inning...the Twins had 10 hits, including two home runs by Michael Cuddyer...Brendan Harris added two hits and Alexi Casilla was 1-for-3.</p>					
W: Rauch, 1-0	L: Thornton, 6-3	S: None	W: Pavano, 12-11	L: Halladay, 14-9	S: Nathan (38)
HR: Ramirez (15), Cuddyer 2 (23, 24), Beckham (9)			HR: Cabrera (6), Moreneau (30)		



# TWINS 2009 DAILY RECAPS

**Game #140** 9/10/09 at Toronto **Record: 70-70, 2nd/-5.5**

**Blue Jays 3 Twins 2**

Scott Baker (13-8) was the starter and loser as he worked 6.2 innings allowing three runs on five hits...he walked four and struck out seven...Ron Mahay and Jesse Crain combined to toss 1.1 scoreless innings of relief...The Twins scattered just seven hits, but none against the Blue Jays bullpen (3.0 innings)...Orlando Cabrera had the only multi-hit game for the Twins as he went 2-for-4 with a double...Denard Span homered for the seventh time this season and Delmon Young recorded his 11th double while Nick Punto recorded his 12th double...the Twins were just 1-for-9 with runners in scoring position.

W: Cecil, 7-4

L: Baker, 13-8

S: Frasor (8)

HR: Span (7), Bautista (5)

**Game #141** 9/11/09 vs. Oakland **Record: 70-71, 2nd/-5.5**

**Athletics 12 Twins 5**

Nick Blackburn (9-11) was the starter and loser as he pitched 3.0 innings allowing six runs on six hits, including three home runs...the Twins took an early 1-0 lead as Denard Span homered in the Twins first at-bat of the night...the AS scored 12 runs before the Twins scored four runs in the ninth inning...Matt Tolbert was 2-for-2 with two rbi and Jose Morales was 1-for-2 with an rbi...Joe Mauer doubled as he went 1-for-2...the Twins went 4-for-11 with runners in scoring position but left eight runners on base.

W: Mortensen, 1-2

L: Blackburn, 9-11

S: None

HR: Span (8), Cust (22), Pennington (4), Ellis (8), Barton (3), Suzuki (12)

**Game #142** 9/12/09 vs. Oakland **Record: 70-72, 3rd/-5.5**

**Athletics 4 Twins 2**

Jeff Maniship (0-1) was the starter and loser as he worked 4.0 innings allowing four runs on three hits and walked three batters...the bullpen combined to toss 5.0 innings of scoreless relief...Jose Mijares tossed 1.2 innings and struck out a career-high four batters...The Twins scattered just six hits, Denard Span went 1-for-3, Joe Mauer went 1-for-4 with a double and he scored a run...the Twins were just 1-for-4 with runners in scoring position.

W: Anderson, 9-10

L: Maniship, 0-1

S: Bailey (24)

HR: None

**Game #143** 9/13/09 vs. Oakland **Record: 71-72, 2nd/-5.5**

**Twins 8 Athletics 0**

Brian Duensing (3-1) got the win as he tossed 7.0 shut out innings...Joe Mauer went 3-for-4 with a home run...Michael Cuddyer added three hits and Denard Span was 2-for-3 with two runs scored.

W: Duensing, 3-1

L: Gonzalez, 5-6

S: None

HR: Mauer (27)

**Game #144** 9/14/09 vs. Cleveland **Record: 72-72, 2nd/-5.5**

**Twins 6 Indians 3**

The Twins beat the Indians by a score of 6-3 in come-from-behind fashion...Carl Pavano (12-11) was the starter but did not factor into the decision, allowing three runs on six hits in 6.0 innings with two runs scored...Jesse Crain, Ron Mahay and Joe Nathan all combined to pitch 3.0 innings of scoreless relief...Mahay earned his first win in a Twins uniform with 1.0 inning pitched, while Nathan saved his 39th game with a scoreless ninth...the Twins scored six runs in the eighth inning, ignited by Michael Cuddyer's game-tying three-run homer, followed by Jason Kubel's two-run pinch-hit homer...Joe Mauer collected three hits, while Cuddyer, Delmon Young and Matt Tolbert each collected two hits...Twins went 2-for-8 with runners in scoring position and left eight men on base.

W: Mahay, 2-1

L: Perez, 1-2

S: Nathan (39)

HR: Crowe (1), Choo (16), Cuddyer (25), Kubel (23)

**Game #145** 9/15/09 vs. Cleveland **Record: 73-72, 2nd/-4.5**

**Twins 5 Indians 4**

Scott Baker was the starter but did not factor into the decision as he worked 5.1 innings allowing three runs on five hits with three walks and three strikeouts...Jon Rauch (3-1) got the win as he tossed 1.1 scoreless innings...Joe Nathan recorded his 40th save...Joe Mauer went 2-for-3 with a double and an rbi...he is now batting .373...Orlando Cabrera went 2-for-4 with a home run...the Twins came back from trailing 3-1 after four innings and went 4-for-16 with runners in scoring position.

W: Rauch, 5-3

L: Carmona, 3-11

S: Nathan (40)

HR: Cabrera (7), LaPorta (5)

**Game #146** 9/16/09 vs. Cleveland **Record: 74-72, 2nd/-4.5**

**Twins 7 Indians 3**

The Twins completed a sweep of the Indians, winning 7-3...Nick Blackburn (10-11) was the starter and winner as he worked 6.1 innings allowing two runs on eight hits, with no walks and three strikeouts...Jose Mijares, Jesse Crain, Matt Guerrier and Joe Nathan combined to pitch 2.2 innings of relief with Nathan earning his 41st save...the Twins offense pounded out 12 hits...Michael Cuddyer went 3-for-4 with a home run, three rbi and two runs scored...Denard Span, Joe Mauer, Jose Morales and Matt Tolbert each had two hits, while Mauer drove in two runs...Minnesota went 4-for-9 with runners in scoring position.

W: Blackburn, 10-11

L: Laffey, 7-6

S: Nathan (41)

HR: Cuddyer (26), LaPorta (6)

**Game #147** 9/18/09 vs. Detroit **Record: 75-72, 2nd/-3.0**

**Twins 3 Tigers 0**

Brian Duensing (4-1) was the starter and winner, tossing 6.1 innings, allowing no runs on four hits, with one walk and one strikeout...Jose Mijares stranded two inherited runners in 0.2 scoreless innings, while Jon Rauch and Joe Nathan each tossed a scoreless inning...Nathan recorded his 42nd save...Michael Cuddyer broke a scoreless tie in the fourth inning with a two-run homer...Jason Kubel was 2-for-4 with a double and two runs scored...Delmon Young was 2-for-4 with a double and an rbi...Jose Morales was 2-for-4...the Twins were 1-for-8 with runners in scoring position and stranded eight runners on base.

W: Duensing, 4-1

L: Porcello, 13-9

S: Nathan (42)

HR: Cuddyer (27)

**Game #148** 9/19/09 vs. Detroit **Record: 76-72, 2nd/-3.0**

**Twins 6 Tigers 2**

The Twins took the second game of the series from the Tigers by a score of 6-2...Carl Pavano was the starter but did not factor into the decision, allowing two runs on 11 hits with four strikeouts and no walks in 7.0 innings...Jesse Crain won his fourth consecutive decision with 1.0 inning of scoreless relief, while Jose Mijares and Matt Guerrier combined to pitch the ninth...Joe Mauer (1-for-3) hit his 28th home run in the first inning...Minnesota scored five runs in the bottom of the eighth, with a Jason Kubel two-run single and a Michael Cuddyer three-run homer...Denard Span and Orlando Cabrera each went 2-for-4...the Twins were 2-for-6 with runners in scoring position.

W: Crain, 6-4

L: Verlander, 16-9

S: None

HR: Mauer (28), Cuddyer (28)

**Game #149** 9/20/09 vs. Detroit **Record: 76-73, 2nd/-3.0**

**Tigers 6 Twins 2**

Scott Baker (13-9) was the starter and loser as he worked 4.2 innings allowing four runs on eight hits...he walked one and struck out five...the Twins took an early lead, but the Tigers scored three times in the fifth inning and never looked back...Joe Mauer and Matt Tolbert each went 2-for-4...Mauer raised his season average to .374...Delmon Young added his 14th double of the season...the Twins went just 1-for-7 with runners in scoring position.

W: Robertson, 2-2

L: Baker, 13-9

S: None

HR: Raburn (13)

**Game #150** 9/21/09 at Chicago (AL) **Record: 77-73, 2nd/-2.5**

**Twins 7 White Sox 0**

The Twins beat the White Sox by a score of 7-0 - their 10th win vs. Chicago this season...Nick Blackburn (11-11) was the starter and winner as he pitched 7.0 shutout innings, allowing eight hits (all singles), striking out six and walking none...Matt Guerrier and Bobby Keppel combined to pitch 2.0 perfect innings in relief of Blackburn...Orlando Cabrera led the offense, going 2-for-4 with two rbi and three runs scored, including a triple and sacrifice fly...Matt Tolbert, went 2-for-5 with a run while, Nick Punto went 2-for-2 with two runs, one rbi and two walks...Twins went 4-for-12 with runners in scoring position and left 10 men on base.

W: Blackburn, 11-11

L: Hudson, 0-1

S: None

HR: None

**Game #151** 9/22/09 at Chicago (AL) **Record: 78-73, 2nd/-2.5**

**Twins 8 White Sox 6**

Jeff Maniship was the starter but did not factor in the decision, as he allowed four runs on five hits with one walk in 2.1 innings...the bullpen combined to allow two runs on four hits in 6.2 innings...Jesse Crain (7-4) earned the win and Joe Nathan picked up his 43rd save of the season...Michael Cuddyer was 3-for-4 with a double and a solo homer...Jason Kubel was 2-for-4 with a double and a solo homer...Delmon Young was 2-for-3 with an rbi...Orlando Cabrera and Matt Tolbert also homered in the game for the Twins, who went 2-for-5 with runners in scoring position.

W: Crain, 7-4

L: Danks, 12-10

S: Nathan (43)

HR: Cabrera (8), Rios (16), Beckham (13), Cuddyer (29), Tolbert (2), Kubel (24), Konerko (28)

**Game #152** 9/23/09 at Chicago (AL) **Record: 79-73, 2nd/-2.5**

**Twins 8 White Sox 6**

Brian Duensing (5-1) was the starter and winner, allowing four runs (three earned) on nine hits, with one walk and one strikeout in 5.2 innings...Bobby Keppel allowed two runs in 1.2 innings but Jesse Crain (0-1), Jose Mijares (0-1) and Joe Nathan (1-0) held the White Sox scoreless to seal the game...Nick Punto was 2-for-4 with a walk, double, stolen base, three rbi and two runs scored...Delmon Young was 3-for-5 with a double, Michael Cuddyer was 2-for-5 with an rbi and Brendan Harris was 2-for-3 with two doubles and an rbi...the Twins were 6-for-17 with runners in scoring position.

W: Duensing, 5-1

L: Buehrle, 12-10

S: Nathan (44)

HR: Dye 2 (27, 28)

**Game #153** 9/25/09 at Kansas City **Record: 80-73, 2nd/-2.0**

**Twins 9 Royals 4**

The Twins beat the Royals 9-4, scoring four runs on one hit with the help of five walks in the fifth inning...Carl Pavano (13-11) was the starter and winner, allowing four runs on eight hits, with one walk and five strikeouts in 6.0 innings...Ron Mahay (1.0 ip), Jon Rauch (0.2), Jose Mijares (0.1) and Matt Guerrier (1.0) held the Royals scoreless over the final three innings...Michael Cuddyer was 2-for-4 with a walk, home run, two rbi and two runs scored...Delmon Young was 2-for-5 with a triple, home run, two rbi and two runs scored...Denard Span was 2-for-4...Orlando Cabrera was 2-for-5 with an rbi...the Twins were 4-for-8 with runners in scoring position.

W: Pavano, 13-11

L: Tejada, 4-2

S: None

HR: Butler (21), Cuddyer (30), Butler (22), Young (9)

# TWINS 2009 DAILY RECAPS

**Game #154** 9/26/09 at Kansas City **Record: 82-73, 2nd/-2.0**

**Twins 11** **Royals 6**

The Twins beat the Royals 11-6, scoring five runs in the fourth inning, two in the sixth and four in the eighth...Scott Baker (14-9) was the starter and winner, allowing four runs on six hits with one walk and five strikeouts in 6.1 innings...Denard Span was 4-for-6 with a triple and six rbi...Joe Mauer was 2-for-4 with a double and two rbi...Brendan Harris was 2-for-4 with an rbi...Matt Tolbert was 3-for-5 with a double and three runs scored...Nick Punto was 0-for-1, but walked three times and had a sacrifice bunt...the Twins were 6-for-12 with runners in scoring position.

**W:** Baker, 14-9 **L:** DiNardo, 0-2 **S:** None  
**HR:** Callaspo (11) B. Pena (6)

**Game #155** 9/27/09 at Kansas City **Record: 81-74, 2nd/-2.0**

**Royals 4** **Twins 1**

The Twins lost to the Royals 4-1 in Kansas City, stranding 11 runners on base and going just 1-for-14 with runners in scoring position...Francisco Liriano (5-13) was the starter and loser, allowing three runs on three hits, with three walks and one strikeout in 1.2 innings...Jeff Manship allowed one run on three hits in 3.2 innings, walking three and striking out a career-high five batters...Bobby Keppel (1.2 ip) and Jesse Crain (1.0) held the Royals scoreless over the final 2.2 innings...Orlando Cabrera was 3-for-5 with a double and a run scored...Denard Span was 2-for-5...Joe Mauer was 2-for-5...Michael Cuddyer drove in the Twins lone run with a ground out in the sixth inning.

**W:** Greinke, 16-8 **L:** Liriano, 5-13 **S:** Soria (29)  
**HR:** Betancourt (6)

**Game #156** 9/29/09 at Detroit (1) **Record: 82-74, 2nd/-1.0**

**Twins 3** **Tigers 2**

Nick Blackburn was the starter and pitched 7.0 innings allowing just one run but did not factor into the decision...the Twins scored two runs in the 10th inning, thanks to Denard Span (2-for-4), Jason Kubel (2-for-4) and Orlando Cabrera (1-for-5)...with the win the Twins moved within 1.0 game of the Tigers.

**W:** Rauch, 6-3 **L:** Lyon, 6-5 **S:** Nathan (45)  
**HR:** Granderson (29)

**Game #157** 9/29/09 at Detroit (2) **Record: 82-75, 2nd/-2.0**

**Tigers 6** **Twins 5**

Brian Duensing (5-2) squared off with Justin Verlander and lasted just 4.2 innings allowing five runs on seven hits and suffered the loss...Verlander pitched 8.0 innings to earn the win...the Twins scored two in the sixth and two in the eighth but fell short in the end...Orlando Cabrera had three hits, while Denard Span had two...Nick Punto had an rbi double with two outs in the ninth...with the loss the Twins are now 2.0 games back in the AL Central with five games to play.

**W:** Verlander, 18-9 **L:** Duensing, 5-2 **S:** Rodney (36)  
**HR:** M. Cabrera (33), Granderson (30)

**Game #158** 9/30/08 at Detroit **Record: 82-76, 2nd/-3.0**

**Tigers 7** **Twins 2**

The Twins scored two first inning runs, but lost 7-2 to the Tigers...Carl Pavano (13-12) was the starter and loser, allowing seven runs on seven hits, with two walks and four strikeouts in 4.2 innings...Jesse Crain (0.2 ip), Ron Mahay (0.2), Jon Rauch (1.0) and Francisco Liriano (1.0) held the Tigers scoreless over the final 3.1 innings...Denard Span was 2-for-5...Orlando Cabrera was 1-for-5 with a run scored...Jason Kubel was 1-for-3 with an rbi single...Delmon Young was 2-for-4 with an rbi...the Twins failed to get a runner past second base after the first inning and finished the game going 2-for-7 with runners in scoring position.

**W:** Bonine, 1-1 **L:** Pavano, 13-12 **S:** None  
**HR:** None

**Game #159** 10/1/09 at Detroit **Record: 83-76, 2nd/-2.0**

**Twins 8** **Tigers 3**

Scott Baker (15-9) was the starter and winner as he worked 5.0 innings allowing just one unearned run on five hits...he walked three and struck out three...the Twins used five different relievers, who combined to allow two runs (none earned) on two hits in 4.0 innings in relief of Baker...the offense collected 13 hits, with Delmon Young collecting three hits in four at-bats...Orlando Cabrera went 2-for-5 with a run scored and three rbi on a bases clearing double in the eighth...Joe Mauer went 2-for-4 with a run scored and two rbi...Nick Punto went 2-for-3 with two runs scored...Denard Span went 1-for-3 with an rbi and two runs scored...Minnesota finished 4-for-13 with runners in scoring position.

**W:** Baker, 15-9 **L:** Robertson, 2-3 **S:** None  
**HR:** None

**Game #160** 10/2/09 vs. Kansas City **Record: 84-76, 2nd/-1.0**

**Twins 10** **Royals 7**

Jeff Manship (1-1) was the starter and winner as he worked 5.1 innings allowing just three earned runs on eight hits...the win marked his first in the Major League's...Joe Nathan tossed a scoreless ninth inning to earn his 46th save of the season, a new Twins record...the Twins had a 10-run lead before the Royals scored seven unanswered runs...Delmon Young led the offense as he hit his first career grand slam in the first inning...Orlando Cabrera went 3-for-5 while Jason Kubel and Matt Tolbert added two hits, Kubel homered for the 25th time this season...the Twins went just 3-for-12 with runners in scoring position but recorded five extra-base hits.

**W:** Manship, 1-1 **L:** DiNardo, 0-3 **S:** Nathan (46)  
**HR:** Young (10), Kubel (25)

**Game #161** 10/3/09 vs. Kansas City **Record: 85-76, T1st/0.0**

**Twins 5** **Royals 4**

Nick Blackburn was the starter and held the Royals scoreless through the first 6.0 innings...he did not factor into the decision...the Twins scored four runs off Royals starter Zack Greinke in the sixth inning to break open the scoreless game...Joe Mauer drove in the Twins first run with a single and Delmon Young drove in three with a bases loaded double...Orlando Cabrera extended his hitting streak to 14 games as he went 2-for-4...Jon Rauch (5-1) got the win as he worked a scoreless 8th inning and Joe Nathan recorded his 47th save of the season with a perfect ninth.

**W:** Rauch, 7-3 **L:** Hughes, 0-2 **S:** Nathan (47)  
**HR:** Jacobs (19), Gordon (5), Cuddyer (31)

**Game #162** 10/4/09 vs. Kansas City **Record: 86-76, T1st/0.0**

**Twins 13** **Royals 4**

The Twins swept the Royals in what was the final series ever at the Metrodome...the Twins will now host the Detroit Tigers in a one-game tiebreaker game that will determine the American League Central Division...with a win, the Twins will travel to New York to take on the Yankees in the ALDS.

**W:** Pavano, 14-12 **L:** Hochevar, 7-13 **S:** None  
**HR:** Kubel (26), Young (11), Kubel (27), Young (12), Gordon (6), Cuddyer (32)

**Game #163** 10/6/09 vs. Detroit **Record: 87-76, 1st/+1.0**

**Twins 6** **Tigers 5** (12 innings)

Scott Baker was the starter and pitched 6.0 innings allowing three runs but did not factor into the decision...the Twins used eight pitchers and Bobby Keppel who got his first Major League win...Orlando Cabrera was 1-for-6 with a two-run homer, Jason Kubel was 1-for-4 with a home run...Alexi Casilla got the walk-off hit in the bottom of the 12th inning and Carlos Gomez scored the winning run to put the Twins ahead of the Tigers for their fifth Central Division Championship in the last eight seasons.

**W:** Keppel, 1-1 **L:** Rodney, 2-5 **S:** None  
**HR:** M. Cabrera (34), Kubel (28), O. Cabrera (9), Ordenez (9)



# TWINS IN POST-SEASON

## 1965 WORLD SERIES

### TWINS VS. LOS ANGELES DODGERS

DODGERS:	AVG	G	AB	R	H	2B	3B	HR	RBI	BB	SO	SB
Crawford, ph	.500	2	2	0	1	0	0	0	0	0	1	0
Lefebvre, 2b	.400	3	10	2	4	0	0	0	0	0	0	0
Fairly, rf	.379	7	29	7	11	3	0	2	6	0	1	0
Wills, ss	.367	7	30	3	11	3	0	0	3	1	3	3
Osteen, p	.333	3	3	0	1	0	0	0	0	0	0	0
Parker, 1b	.304	7	23	3	7	0	1	1	2	3	3	2
Johnson, lf	.296	7	27	3	8	2	0	2	4	1	3	0
Roseboro, c	.286	7	21	1	6	1	0	0	3	5	3	1
W. Davis, cf	.231	7	26	3	6	0	0	0	0	0	2	3
Gilliam, 3b	.214	7	28	2	6	1	0	0	2	1	0	0
Tracewski, ph-2b	.118	6	17	0	2	0	0	0	0	1	5	0
Koufax, p	.111	3	9	0	1	0	0	0	1	1	5	0
Drysdale, p-ph	.000	3	5	0	0	0	0	0	0	0	4	0
Moon, ph	.000	2	2	0	0	0	0	0	0	0	0	0
Kennedy, 3b-pr	.000	4	1	0	0	0	0	0	0	0	0	0
LeJohn, ph	.000	1	1	0	0	0	0	0	0	0	1	0
Miller, p	....	2	0	0	0	0	0	0	0	0	0	0
Perranoski, p	....	2	0	0	0	0	0	0	0	0	0	0
Reed, p	....	2	0	0	0	0	0	0	0	0	0	0
Brewer, p	....	1	0	0	0	0	0	0	0	0	0	0
<b>Totals</b>	<b>.274</b>	<b>7</b>	<b>234</b>	<b>24</b>	<b>64</b>	<b>10</b>	<b>1</b>	<b>5</b>	<b>21</b>	<b>13</b>	<b>31</b>	<b>9</b>

Pitchers:	W	L	ERA	G	GS	CG	SHO	SV	IP	H	R	ER	BB	SO
Miller	0	0	0.00	2	0	0	0	0	1.1	0	0	0	0	0
Koufax	2	1	0.38	3	3	2	2	0	24.0	13	2	1	5	29
Osteen	1	1	0.64	2	2	1	1	0	14.0	9	2	1	5	4
Drysdale	1	1	3.86	2	2	1	0	0	11.2	12	9	5	3	15
Brewer	0	0	4.50	1	0	0	0	0	2.0	3	1	1	0	1
Perranoski	0	0	7.36	2	0	0	0	0	3.2	3	3	3	4	1
Reed	0	0	8.10	2	0	0	0	0	3.1	2	3	3	2	4
<b>Totals</b>	<b>4</b>	<b>3</b>	<b>2.10</b>	<b>14</b>	<b>7</b>	<b>4</b>	<b>3</b>	<b>0</b>	<b>60.0</b>	<b>42</b>	<b>20</b>	<b>14</b>	<b>19</b>	<b>54</b>

TWINS:	AVG	G	AB	R	H	2B	3B	HR	RBI	BB	SO	SB
Killebrew, 3b	.286	7	21	2	6	0	0	1	2	6	4	0
Versalles, ss	.286	7	28	3	8	1	1	1	4	2	7	1
Valdespino, lf-ph	.273	5	11	1	3	1	0	0	0	0	1	0
Grant, p	.250	3	8	3	2	1	0	1	3	0	1	0
Nossek, cf-ph	.200	6	20	0	4	0	0	0	0	0	1	0
Quilici, 2b	.200	7	20	2	4	2	0	0	1	4	3	0
Oliva, rf	.192	7	26	2	5	1	0	1	2	1	6	0
Kaat, p	.167	3	6	0	1	0	0	0	2	0	5	0
Hall, cf	.143	2	7	0	1	0	0	0	0	1	5	0
Mincher, 1b	.130	7	23	3	3	0	0	1	1	2	7	0
Allison, lf	.125	5	16	3	2	1	0	1	2	2	9	1
Battey, c	.120	7	25	1	3	0	1	0	2	0	5	0
Rollins, ph	.000	3	2	0	0	0	0	0	0	1	0	0
Zimmerman, c	.000	2	1	0	0	0	0	0	0	0	0	0
Pascual, p	.000	1	1	0	0	0	0	0	0	0	0	0
Klippstein, p	....	2	0	0	0	0	0	0	0	0	0	0
Merritt, p	....	2	0	0	0	0	0	0	0	0	0	0
Perry, p	....	2	0	0	0	0	0	0	0	0	0	0
Worthington, p	....	2	0	0	0	0	0	0	0	0	0	0
Boswell, p	....	1	0	0	0	0	0	0	0	0	0	0
Pleis, p	....	1	0	0	0	0	0	0	0	0	0	0
<b>Totals</b>	<b>.195</b>	<b>7</b>	<b>215</b>	<b>20</b>	<b>42</b>	<b>7</b>	<b>2</b>	<b>6</b>	<b>19</b>	<b>19</b>	<b>54</b>	<b>2</b>

Pitchers:	W	L	ERA	G	GS	CG	SHO	SV	IP	H	R	ER	BB	SO
Worthington	0	0	0.00	2	0	0	0	0	4.0	2	1	0	2	2
Klippstein	0	0	0.00	2	0	0	0	0	2.2	2	0	0	2	3
Merritt	0	0	2.70	2	0	0	0	0	3.1	2	1	1	0	1
Grant	2	1	2.74	3	3	2	0	0	23.0	22	8	7	2	12
Boswell	0	0	3.38	1	0	0	0	0	2.2	3	1	1	2	3
Kaat	1	2	3.77	3	3	1	0	0	14.1	18	7	6	2	6
Perry	0	0	4.50	2	0	0	0	0	4.0	5	2	2	2	4
Pascual	0	1	5.40	1	1	0	0	0	5.0	8	3	3	1	0
Pleis	0	0	9.00	1	0	0	0	0	1.0	2	1	1	0	0
<b>Totals</b>	<b>3</b>	<b>4</b>	<b>3.15</b>	<b>17</b>	<b>7</b>	<b>3</b>	<b>0</b>	<b>0</b>	<b>60.0</b>	<b>64</b>	<b>24</b>	<b>21</b>	<b>13</b>	<b>31</b>

TWINS IN POST-SEASON

1965 WORLD SERIES (CONT.)

GAME 1 Wednesday, October 6 at Minnesota

Los Angeles	0	1	0	0	0	0	0	1	—	2	10	1
Minnesota	0	1	6	0	0	1	0	0	x	8	10	0
WP — Grant. LP — Drysdale.												
Drysdale, Reed (3), Brewer (5), Perranoski (7) and Roseboro.												
Grant and Battey.												
HR — Fairly, Mincher, Versalles. T — 2:29. A — 47,797.												

GAME 2 Thursday, October 7 at Minnesota

Los Angeles	0	0	0	0	0	0	1	0	0	—	1	7	3
Minnesota	0	0	0	0	0	2	1	2	x	—	5	9	0
WP — Kaat. LP — Koufax.													
Koufax, Perranoski (7), Miller (8) and Roseboro.													
Kaat and Battey. T — 2:13. A — 48,700.													

GAME 3 Saturday, October 9 at Los Angeles

Minnesota	0	0	0	0	0	0	0	0	—	0	5	0	
Los Angeles	0	0	0	2	1	1	0	0	x	—	4	10	1
WP — Osteen. LP — Pascual.													
Pascual, Merritt (6), Klippstein (8) and Battey, Zimmerman (7).													
Osteen and Roseboro. T — 2:06. A — 55,934.													

GAME 4 Sunday, October 10 at Los Angeles

Minnesota	0	0	0	1	0	1	0	0	0	—	2	5	2
Los Angeles	1	1	0	1	0	3	0	1	x	—	7	10	0
WP — Drysdale. LP — Grant.													
Grant, Worthington (6), Pleis (8) and Battey, Zimmerman (7).													
Drysdale and Roseboro.													
HR — Killebrew, Parker, Oliva, Johnson. T — 2:15. A — 55,920.													

GAME 5 Monday, October 11 at Los Angeles

Minnesota	0	0	0	0	0	0	0	0	—	0	4	1	
Los Angeles	2	0	2	1	0	0	2	0	x	—	7	14	0
WP — Koufax. LP — Kaat.													
Kaat, Boswell (3), Perry (6) and Battey.													
Koufax and Roseboro. T — 2:34. A — 55,801.													

GAME 6 Wednesday, October 13 at Minnesota

Los Angeles	0	0	0	0	0	0	1	0	0	—	1	6	1
Minnesota	0	0	0	2	0	3	0	0	x	—	5	6	1
WP — Grant. LP — Osteen.													
Osteen, Reed (6), Miller (8) and Roseboro.													
Grant and Battey.													
HR — Fairly, Allison, Grant. T — 2:16. A — 49,578.													

GAME 7 Thursday, October 14 at Minnesota

Los Angeles	0	0	0	2	0	0	0	0	0	—	2	7	0
Minnesota	0	0	0	0	0	0	0	0	0	—	0	3	1
WP — Koufax. LP — Kaat.													
Koufax and Roseboro.													
Kaat, Worthington (4), Klippstein (6), Merritt (7), Perry (9) and Battey.													
HR — Johnson. T — 2:27. A — 50,596.													

1969 ALCS

TWINS VS. BALTIMORE ORIOLES

ORIOLES:	AVG	G	AB	R	H	2B	3B	HR	RBI	BB	SO	SB		
B. Robinson, 3b	.500	3	14	1	7	1	0	0	0	0	0	0		
Motton, ph	.500	2	2	0	1	0	0	0	1	0	0	0		
Blair, cf	.400	3	15	1	6	2	0	1	6	2	2	0		
Powell, 1b	.385	3	13	2	5	0	0	1	1	2	0	0		
F. Robinson, rf	.333	3	12	1	4	2	0	1	2	3	3	0		
Buford, lf	.286	3	14	3	4	1	0	0	1	3	0	0		
Belanger, ss	.267	3	15	4	4	0	1	1	1	0	0	0		
Hendricks, ph-c	.250	3	8	2	2	2	0	0	3	1	2	0		
Johnson, 2b	.231	3	13	2	3	0	0	0	0	2	1	0		
Palmer, p	.000	1	5	0	0	0	0	0	0	0	3	0		
Etchebarren, c	.000	2	4	0	0	0	0	0	0	0	0	0		
McNally, p	.000	1	4	0	0	0	0	0	0	0	2	0		
Cuellar, p	.000	1	2	0	0	0	0	0	0	0	1	0		
May, ph	.000	1	1	0	0	0	0	0	0	0	0	0		
Salmon, ph	.000	1	1	0	0	0	0	0	0	0	0	0		
R. Hall, p	.....	1	0	0	0	0	0	0	0	0	0	0		
Lopez, p	.....	1	0	0	0	0	0	0	0	0	0	0		
Rettenmund, ph	.....	1	0	0	0	0	0	0	0	0	0	0		
Richert, p	.....	1	0	0	0	0	0	0	0	0	0	0		
Watt, p	.....	1	0	0	0	0	0	0	0	0	0	0		
Totals	.293	3	123	16	36	8	1	4	15	13	14	0		
Pitchers:	W	L	ERA	G	GS	CG	SHO	SV	IP	H	R	ER	BB	SO
McNally	1	0	0.00	1	1	1	1	0	11.0	3	0	0	5	11
Watt	0	0	0.00	1	0	0	0	0	2.0	0	0	0	0	2
Richert	0	0	0.00	1	0	0	0	0	1.0	0	0	0	2	2
R. Hall	1	0	0.00	1	0	0	0	0	0.2	0	0	0	0	1
Lopez	0	0	0.00	1	0	0	0	0	0.1	1	0	0	2	0
Palmer	1	0	2.00	1	1	1	0	0	9.0	10	2	2	2	4
Cuellar	0	0	2.25	1	1	0	0	0	8.0	3	3	2	1	7
Totals	3	0	1.13	7	3	2	1	0	32.0	17	5	4	12	27

# TWINS IN POST-SEASON

## 1969 ALCS (CONT.)

TWINS:	AVG	G	AB	R	H	2B	3B	HR	RBI	BB	SO	SB
Nettles, ph	1.000	1	1	0	1	0	0	0	0	0	0	0
Woodson, p	1.000	1	1	0	1	0	0	0	0	0	0	0
Oliva, rf	.385	3	13	3	5	2	0	1	2	1	3	1
Roseboro, c	.200	2	5	0	1	0	0	0	0	0	0	0
Reese, 1b	.167	3	12	0	2	0	0	0	2	1	1	0
Uhlaender, lf	.167	2	6	0	1	0	0	0	0	0	0	0
Cardenas, ss	.154	3	13	0	2	0	1	0	0	0	7	0
Mitterwald, c	.143	2	7	0	1	0	0	0	0	1	3	0
Killebrew, 3b	.125	3	8	2	1	1	0	0	0	6	2	0
Tovar, cf	.077	3	13	0	1	0	0	0	0	1	2	1
Carew, 2b	.071	3	14	0	1	0	0	0	0	1	4	0
Allison, lf	.000	2	8	0	0	0	0	0	1	0	0	0
Boswell, p	.000	1	4	0	0	0	0	0	0	0	4	0
Perry, p	.000	1	3	0	0	0	0	0	0	0	1	0
Perranoski, p	.000	3	1	0	0	0	0	0	0	0	0	0
Renick, ph	.000	1	1	0	0	0	0	0	0	0	0	0
Chance, p	....	1	0	0	0	0	0	0	0	0	0	0
Grzenda, p	....	1	0	0	0	0	0	0	0	0	0	0
T. Hall, p	....	1	0	0	0	0	0	0	0	0	0	0
Manuel, ph	....	1	0	0	0	0	0	0	0	1	0	0
Miller, p	....	1	0	0	0	0	0	0	0	0	0	0
Worthington, p	....	1	0	0	0	0	0	0	0	0	0	0
Totals	.155	3	110	5	17	3	1	1	5	12	27	2

Pitchers:	W	L	ERA	G	GS	CG	SHO	SV	IP	H	R	ER	BB	SO
Grzenda	0	0	0.00	1	0	0	0	0	0.2	0	0	0	0	0
T. Hall	0	0	0.00	1	0	0	0	0	0.2	0	0	0	0	0
Boswell	0	1	0.84	1	1	0	0	0	10.2	7	1	1	7	4
Perry	0	0	3.38	1	1	0	0	0	8.0	6	3	3	3	3
Miller	0	1	5.40	1	1	0	0	0	1.2	5	3	1	0	0
Perranoski	0	1	5.79	3	0	0	0	0	4.2	8	3	3	0	2
Worthington	0	0	6.75	1	0	0	0	0	1.1	3	1	1	0	1
Woodson	0	0	10.80	1	0	0	0	0	1.2	3	2	2	3	2
Chance	0	0	13.50	1	0	0	0	0	2.0	4	3	3	0	2
Totals	0	3	4.02	11	3	0	0	0	31.1	36	16	14	13	14

### GAME 1 Saturday, October 4 at Baltimore

Minnesota	0	0	0	0	1	0	2	0	0	0	0	0	—	3	4	2
Baltimore	0	0	0	1	1	0	0	0	1	0	0	1	—	4	10	1

WP —Hall. LP —Perranoski.  
Perry, Perranoski (9) and Mitterwald, Roseboro (12).  
Cuellar, Richert (9), Watt (10), Lopez (12), R. Hall (12) and Hendricks, Etchebarren (10).  
HR —F. Robinson, Belanger, Oliva, Powell.  
T —3:29. A —39,324.

### GAME 3 Monday, October 6 at Minnesota

Baltimore	0	3	0	2	0	1	0	2	3	—	11	18	0
Minnesota	1	0	0	0	1	0	0	0	0	—	2	10	2

WP —Palmer. LP —Miller.  
Palmer and Hendricks.  
Miller, Woodson (2), T. Hall (4), Worthington (5), Grzenda (6), Chance (7), Perranoski (9) and Roseboro.  
HR —Blair. T —2:48. A —32,735.

### GAME 2 Sunday, October 5 at Baltimore

Minnesota	0	0	0	0	0	0	0	0	0	—	0	3	1
Baltimore	0	0	0	0	0	0	0	0	0	—	1	8	0

WP —McNally. LP —Boswell.  
Boswell, Perranoski (11) and Mitterwald.  
McNally and Etchebarren, Hendricks (10).  
T —3:17. A —41,704.

# TWINS IN POST-SEASON

## 1970 ALCS

### TWINS VS. BALTIMORE ORIOLES

ORIOLES:	AVG	G	AB	R	H	2B	3B	HR	RBI	BB	SO	SB
B. Robinson, 3b	.583	3	12	3	7	2	0	0	1	0	1	0
Cuellar, p	.500	1	2	1	1	0	0	1	4	0	1	0
R. Hall, p	.500	1	2	1	1	0	0	0	0	0	1	0
Powell, 1b	.429	3	14	2	6	2	0	1	6	0	3	0
Buford, lf	.429	2	7	2	3	1	0	1	3	2	0	0
Hendricks, c	.400	1	5	2	2	0	0	0	0	0	1	0
McNally, p	.400	1	5	1	2	1	0	0	1	0	1	0
Johnson, 2b	.364	3	11	4	4	0	0	2	4	1	1	0
Belanger, ss	.333	3	12	5	4	0	0	0	1	1	0	0
Rettenmund, lf	.333	1	3	1	1	0	0	0	1	2	1	1
Palmer, p	.250	1	4	1	1	1	0	0	1	0	0	0
F. Robinson, rf	.200	3	10	3	2	0	0	1	2	5	2	0
Etchebarren, c	.111	2	9	1	1	0	0	0	0	0	3	0
Blair, cf	.077	3	13	0	1	0	0	0	0	1	4	0
<b>Totals</b>	<b>.330</b>	<b>3</b>	<b>109</b>	<b>27</b>	<b>36</b>	<b>7</b>	<b>0</b>	<b>6</b>	<b>24</b>	<b>12</b>	<b>19</b>	<b>1</b>

Pitchers:	W	L	ERA	G	GS	CG	SHO	SV	IP	H	R	ER	BB	SO
R. Hall	1	0	0.00	1	0	0	0	0	4.2	1	0	0	0	3
Palmer	1	0	1.00	1	1	1	0	0	9.0	7	1	1	3	12
McNally	1	0	3.00	1	1	1	0	0	9.0	6	3	3	5	5
Cuellar	0	0	12.46	1	1	0	0	0	4.1	10	6	6	1	2
<b>Totals</b>	<b>3</b>	<b>0</b>	<b>3.33</b>	<b>4</b>	<b>3</b>	<b>2</b>	<b>0</b>	<b>0</b>	<b>27.0</b>	<b>24</b>	<b>10</b>	<b>10</b>	<b>9</b>	<b>22</b>

TWINS:	AVG	G	AB	R	H	2B	3B	HR	RBI	BB	SO	SB
Oliva, rf	.500	3	12	2	6	2	0	1	1	0	1	0
Mitterwald, c	.500	2	8	2	4	1	0	0	2	0	2	0
Tovar, cf-2b-lf	.385	3	13	2	5	0	1	0	1	0	0	0
Killebrew, 3b-1b	.273	3	11	2	3	0	0	2	4	2	4	0
Ratliff, c	.250	1	4	0	1	0	0	0	0	0	1	0
Renick, 3b-ph	.200	2	5	0	1	0	0	0	0	0	1	0
Cardenas, ss	.182	3	11	1	2	0	0	0	1	1	1	0
Reese, 1b	.143	2	7	0	1	0	0	0	0	1	1	0
Thompson, 2b	.125	3	8	0	1	1	0	0	0	1	0	0
Alaya, lf-ph	.000	3	7	1	0	0	0	0	0	2	3	0
Holt, ph-cf-pr	.000	3	5	0	0	0	0	0	0	0	2	0
Allison, ph	.000	3	2	0	0	0	0	0	0	1	1	0
Quilici, 2b-ph	.000	3	2	0	0	0	0	0	0	0	1	0
Carew, ph	.000	2	2	0	0	0	0	0	0	0	1	0
T. Hall, p	.000	2	1	0	0	0	0	0	0	0	1	0
Perry, p	.000	2	1	0	0	0	0	0	1	0	0	0
Kaat, p	.000	1	1	0	0	0	0	0	0	0	1	0
Manuel, ph	.000	1	1	0	0	0	0	0	0	0	1	0
Perranoski, p	....	2	0	0	0	0	0	0	0	0	0	0
Tiant, p-pr	....	2	0	0	0	0	0	0	0	0	0	0
Williams, p	....	2	0	0	0	0	0	0	0	1	0	0
Zepp, p	....	2	0	0	0	0	0	0	0	0	0	0
Blyleven, p	....	1	0	0	0	0	0	0	0	0	0	0
Woodson, p	....	1	0	0	0	0	0	0	0	0	0	0
<b>Totals</b>	<b>.238</b>	<b>3</b>	<b>101</b>	<b>10</b>	<b>24</b>	<b>4</b>	<b>1</b>	<b>3</b>	<b>10</b>	<b>9</b>	<b>22</b>	<b>0</b>

Pitchers:	W	L	ERA	G	GS	CH	SHO	SV	IP	H	R	ER	BB	SO
Williams	0	0	0.00	2	0	0	0	0	6.0	2	0	0	1	2
Blyleven	0	0	0.00	1	0	0	0	0	2.0	2	1	0	0	2
T. Hall	0	1	6.75	2	1	0	0	0	5.1	6	4	4	4	6
Zepp	0	0	6.75	2	0	0	0	0	1.1	2	1	1	2	2
Kaat	0	1	9.00	1	1	0	0	0	2.0	6	4	2	2	1
Woodson	0	0	9.00	1	0	0	0	0	1.0	2	1	1	1	0
Perry	0	1	13.50	2	1	0	0	0	5.1	10	9	8	1	3
Tiant	0	0	13.50	1	0	0	0	0	0.2	1	2	1	0	0
Perranoski	0	0	19.29	2	0	0	0	0	2.1	5	5	5	1	3
<b>Totals</b>	<b>0</b>	<b>3</b>	<b>7.62</b>	<b>14</b>	<b>3</b>	<b>0</b>	<b>0</b>	<b>0</b>	<b>26.0</b>	<b>36</b>	<b>27</b>	<b>22</b>	<b>12</b>	<b>19</b>

# TWINS IN POST-SEASON

## 1970 ALCS (CONT.)

### GAME 1 Saturday, October 3 at Minnesota

Baltimore	0	2	0	7	0	1	0	0	0	—	10	13	0
Minnesota	1	1	0	1	3	0	0	0	0	—	6	11	2
WP —Hall. LP —Perry. Cuellar, R. Hall (5) and Hendricks. Perry, Zepp (4), Woodson (5), Williams (6), Perranoski (9) and Mitterwald. HR —Cuellar, Buford, Powell, Killebrew. T—2:36. A—26, 847.													

### GAME 3 Monday, October 5 at Baltimore

Minnesota	0	0	0	0	1	0	0	0	0	—	1	7	2
Baltimore	1	1	3	0	0	0	1	0	x	—	6	10	0
WP —Palmer. LP —Kaat. Kaat, Blyleven (3), T. Hall (5), Perry (7) and Ratliff. Palmer and Etchebarren. HR —Johnson. T—2:20. A—27,608.													

### GAME 2 Sunday, October 4 at Minnesota

Baltimore	1	0	2	1	0	0	0	0	7	—	11	13	0
Minnesota	0	0	0	3	0	0	0	0	0	—	3	6	2
WP —McNally. LP —Hall. McNally and Etchebarren. T. Hall, Zepp (4), Williams (5), Perranoski (8), Tiant (9) and Mitterwald. HR —F. Robinson, Killebrew, Oliva, Johnson. T—2:59. A—27,490.													

## 1987 ALCS

### TWINS VS. DETROIT TIGERS

TIGERS:	AVG	G	AB	R	H	2B	3B	HR	RBI	BB	SO	SB
Grubb, ph-dh	.571	4	7	0	4	0	0	0	0	0	1	0
Morrison, dh-3b	.400	2	5	1	2	0	0	0	0	0	1	0
Herndon, rf-ph-dh	.333	3	9	1	3	1	0	0	2	1	1	1
Sheridan, rf-pr	.300	5	10	2	3	1	0	1	2	0	2	0
Evans, 1b-3b	.294	5	17	0	5	0	0	0	0	4	2	0
Gibson, lf	.286	5	21	4	6	1	0	1	4	3	8	3
Heath, c	.286	3	7	1	2	0	0	1	2	0	0	0
Lemon, cf	.278	5	18	4	5	0	0	2	4	1	4	0
Bergman, ph-dh-1b	.250	4	4	0	1	0	0	0	2	0	1	0
Trammell, ss	.200	5	20	3	4	1	0	0	2	1	2	0
Whitaker, 2b	.176	5	17	4	3	0	0	1	1	7	3	1
Nokes, ph-dh-c	.143	5	14	2	2	0	0	1	2	1	4	0
Brookens, 3b	.000	5	13	0	0	0	0	0	0	0	3	0
Madlock, dh	.000	1	5	0	0	0	0	0	0	0	3	0
Totals	.240	5	167	23	40	4	0	7	21	18	35	5

Pitchers:	W	L	ERA	G	GS	CG	SHO	SV	IP	H	R	ER	BB	SO
Petry	0	0	0.00	1	0	0	0	0	3.1	1	1	0	0	1
Hernandez	0	0	0.00	1	0	0	0	0	0.1	2	0	0	0	0
Robinson	0	0	0.00	1	0	0	0	0	0.1	1	0	0	0	0
Thurmond	0	0	0.00	1	0	0	0	0	0.1	0	0	0	0	0
King	0	0	1.69	2	0	0	0	0	5.1	3	1	1	2	4
Tanana	0	1	5.06	1	1	0	0	0	5.1	6	4	3	4	1
Morris	0	1	6.75	1	1	1	0	0	8.0	6	6	6	3	7
Terrell	0	0	9.00	1	1	0	0	0	6.0	7	6	6	4	4
Alexander	0	2	10.00	2	2	0	0	0	9.0	14	10	10	1	5
Henneman	1	0	10.80	1	0	0	0	0	5.0	6	6	6	6	3
Totals	1	4	6.70	12	5	1	0	0	43.0	46	34	32	20	25

TWINS:	AVG	G	AB	R	H	2B	3B	HR	RBI	BB	SO	SB
Larkin, ph	1.000	1	1	0	1	1	0	0	1	0	0	0
Butera, c	.667	1	3	0	2	0	0	0	0	0	0	0
Brunansky, rf	.412	5	17	5	7	4	0	2	9	4	3	0
Baylor, ph-dh	.400	2	5	0	2	0	0	0	1	0	0	0
Gladde, lf	.350	5	20	5	7	2	0	0	5	2	1	0
Gaetti, 3b	.300	5	20	5	6	1	0	2	5	1	3	0
Gagne, ss	.278	5	18	5	5	3	0	2	3	3	4	0
Lombardozzi, 2b-pr	.267	5	15	2	4	0	0	0	1	2	2	0
Bush, dh	.250	4	12	4	3	0	1	0	2	3	2	3
Puckett, cf	.208	5	24	3	5	1	0	1	3	0	5	1
Hrbek, 1b	.150	5	20	4	3	0	0	1	1	3	0	0
Laudner, c	.071	5	14	1	1	1	0	0	2	2	5	0
Newman, 2b	.000	1	2	0	0	0	0	0	0	0	0	0
Davidson, pr	.000	1	0	0	0	0	0	0	0	0	0	0
Totals	.269	5	171	34	46	13	1	8	33	20	25	4

Pitchers:	W	L	ERA	G	GS	CG	SHO	SV	IP	H	R	ER	BB	SO
Schatzeder	0	0	0.00	2	0	0	0	0	4.1	2	0	0	0	5
Atherton	0	0	0.00	1	0	0	0	0	0.1	1	0	0	0	0
Berenguer	0	0	1.50	4	0	0	0	1	6.0	1	1	1	3	6
Blyleven	2	0	4.05	2	2	0	0	0	13.1	12	6	6	3	9
Reardon	1	1	5.06	4	0	0	0	2	5.1	7	3	3	3	5
Viola	1	0	5.25	2	2	0	0	0	12.0	14	8	7	5	9
Straker	0	0	16.88	1	1	0	0	0	2.2	3	5	5	4	1
Totals	4	1	4.50	16	5	0	0	3	44.0	40	23	22	18	35

# TWINS IN POST-SEASON

## 1987 ALCS (CONT.)

### GAME 1 Wednesday, October 7 at Minnesota

Detroit	0	0	1	0	0	1	1	2	0	—	5	10	0
Minnesota	0	1	0	0	3	0	0	4	x	—	8	10	0
WP —Reardon. LP —Alexander.													
Alexander, Henneman (8), Hernandez (8), King (8) and Heath.													
Viola, Reardon (8) and Laudner.													
HR —Gaetti 2, Heath, Gibson. T —2:46. A —53,269.													

### GAME 2 Thursday, October 8 at Minnesota

Detroit	0	2	0	0	0	0	0	1	0	—	3	7	1
Minnesota	0	3	0	2	1	0	0	0	x	—	6	6	0
WP —Blyleven. LP —Morris. Save —Berenguer.													
Morris and Heath, Nokes (8).													
Blyleven, Berenguer (8) and Laudner.													
HR —Lemon, Hrbek, Whitaker. T —2:54. A —55,245.													

### GAME 3 Saturday, October 10 at Detroit

Minnesota	0	0	0	2	0	2	2	0	0	—	6	8	1
Detroit	0	0	5	0	0	0	0	2	x	—	7	7	0
WP —Henneman. LP —Reardon.													
Straker, Schatzeder (3), Berenguer (7), Reardon (8) and Butera, Laudner (7).													
Terrell, Henneman (7) and Nokes.													
HR —Gagne, Brunansky, Sheridan. T —3:29. A —49,730.													

### GAME 4 Sunday, October 11 at Detroit

Minnesota	0	0	1	1	1	1	0	1	0	—	5	7	1
Detroit	1	0	0	0	1	1	0	0	0	—	3	7	3
WP —Viola. LP —Tanana. Save —Reardon.													
Viola, Atherton (6), Berenguer (6), Reardon (9) and Laudner.													
Tanana, Petry (6), Thurmond (9) and Heath.													
HR —Puckett, Gagne. T —3:24. A —51,939.													

### GAME 5 Monday, October 12 at Detroit

Minnesota	0	4	0	0	0	0	1	1	3	—	9	15	1
Detroit	0	0	0	3	0	0	0	1	1	—	5	9	1
WP —Blyleven. LP —Alexander. Save —Reardon.													
Blyleven, Schatzeder (7), Berenguer (8), Reardon (8) and Laudner.													
Alexander, King (2), Henneman (7), Robinson (9) and Nokes.													
HR —Nokes, Lemon, Brunansky. T —3:14. A —47,448.													

## 1987 WORLD SERIES

### TWINS VS. ST. LOUIS CARDINALS

CARDINALS:	AVG	G	AB	R	H	2B	3B	HR	RBI	BB	SO	SB
Pendleton, dh-ph	.429	3	7	2	3	0	0	0	1	1	1	2
Pena, c-dh	.409	7	22	2	9	1	0	0	4	3	2	1
McGee, cf	.370	7	27	2	10	2	0	0	4	0	9	0
Lindeman, 1b-ph-rf	.333	6	15	3	5	1	0	0	2	0	3	0
Lake, c	.333	3	3	0	1	0	0	0	1	0	0	0
Ford, rf-ph	.308	5	13	1	4	0	0	0	2	1	1	0
Herr, 2b	.250	7	28	2	7	0	0	1	1	2	2	0
Oquendo, rf-3b	.250	7	24	2	6	0	0	0	2	1	4	0
Pagnozzi, dh-ph	.250	2	4	0	1	0	0	0	0	0	0	0
Driessen, 1b	.231	4	13	3	3	2	0	0	1	1	1	0
Smith, ss	.214	7	28	3	6	0	0	0	2	2	3	2
Coleman, lf	.143	7	28	5	4	2	0	0	2	2	10	6
Lawless, 3b	.100	3	10	1	1	0	0	1	3	0	4	0
Cox, p	.000	3	2	0	0	0	0	0	0	0	1	0
Forsch, p	.000	3	2	0	0	0	0	0	0	0	0	0
Tudor, p	.000	2	2	0	0	0	0	0	0	0	2	0
Morris, rf	.000	1	2	0	0	0	0	0	0	0	0	0
Dayley, p	.000	4	1	0	0	0	0	0	0	0	1	0
Mathews, p	.000	1	1	0	0	0	0	0	0	0	0	0
Worrell, p	.....	4	0	0	0	0	0	0	0	0	0	0
Horton, p	.....	2	0	0	0	0	0	0	0	0	0	0
Magrane, p	.....	2	0	0	0	0	0	0	0	0	0	0
Tunnell, p	.....	2	0	0	0	0	0	0	0	0	0	0
Johnson, pr	.....	1	0	0	0	0	0	0	0	0	0	1
<b>Totals</b>	<b>.259</b>	<b>7</b>	<b>232</b>	<b>26</b>	<b>60</b>	<b>8</b>	<b>0</b>	<b>2</b>	<b>25</b>	<b>13</b>	<b>44</b>	<b>12</b>

Pitchers:	W	L	ERA	G	GS	CG	SHO	SV	IP	H	R	ER	BB	SO
Worrell	0	0	1.29	4	0	0	0	2	7.0	6	1	1	4	3
Dayley	0	0	1.93	4	0	0	0	1	4.2	2	1	1	0	3
Tunnell	0	0	2.08	2	0	0	0	0	4.1	4	2	1	2	1
Mathews	0	0	2.45	1	1	0	0	0	3.2	2	1	1	2	3
Tudor	1	1	5.73	2	2	0	0	0	11.0	15	7	7	3	8
Horton	0	0	6.00	2	0	0	0	0	3.0	5	2	2	0	1
Cox	1	2	7.71	3	2	0	0	0	11.2	13	10	10	8	9
Magrane	0	1	8.59	2	2	0	0	0	7.1	9	7	7	5	5
Forsch	1	0	9.95	3	0	0	0	0	6.1	8	7	7	5	3
<b>Totals</b>	<b>3</b>	<b>4</b>	<b>5.64</b>	<b>23</b>	<b>7</b>	<b>0</b>	<b>0</b>	<b>3</b>	<b>59.0</b>	<b>64</b>	<b>38</b>	<b>37</b>	<b>29</b>	<b>36</b>

# TWINS IN POST-SEASON

## 1987 WORLD SERIES (CONT.)

TWINS:	AVG	G	AB	R	H	2B	3B	HR	RBI	BB	SO	SB
Smalley, ph	.500	4	2	0	1	1	0	0	0	2	0	0
Lombardozzi, 2b	.412	6	17	3	7	1	0	1	4	2	2	0
Baylor, dh-ph	.385	5	13	3	5	0	0	1	3	1	1	0
Puckett, cf	.357	7	28	5	10	1	1	0	3	2	1	1
Laudner, c	.318	7	22	4	7	1	0	1	4	5	4	0
Gladden, lf	.290	7	31	3	9	2	1	1	7	3	4	2
Gaetti, 3b	.259	7	27	4	7	2	1	1	4	2	5	2
Hrbek, 1b	.208	7	24	4	5	0	0	1	6	5	3	0
Gagne, ss	.200	7	30	5	6	1	0	1	3	1	6	0
Brunansky, rf	.200	7	25	5	5	0	0	0	2	4	4	1
Newman, pr-2b-ph	.200	4	5	0	1	0	0	0	0	1	1	0
Bush, dh-ph	.167	4	6	1	1	1	0	0	2	0	1	0
Larkin, 1b-ph	.000	5	3	1	0	0	0	0	0	1	0	0
Straker, p	.000	2	2	0	0	0	0	0	0	0	2	0
Viola, p	.000	3	1	0	0	0	0	0	0	0	1	0
Blyleven, p	.000	2	1	0	0	0	0	0	0	0	1	0
Davidson, rf-ph	.000	2	1	0	0	0	0	0	0	0	0	0
Reardon, p	....	4	0	0	0	0	0	0	0	0	0	0
Berenguer, p	....	3	0	0	0	0	0	0	0	0	0	0
Schatzeder, p	....	3	0	0	0	0	0	0	0	0	0	0
Atherton, p	....	2	0	0	0	0	0	0	0	0	0	0
Butera, c	....	1	0	0	0	0	0	0	0	0	0	0
Frazier, p	....	1	0	0	0	0	0	0	0	0	0	0
Niekro, p	....	1	0	0	0	0	0	0	0	0	0	0
<b>Totals</b>	<b>.269</b>	<b>7</b>	<b>238</b>	<b>38</b>	<b>64</b>	<b>10</b>	<b>3</b>	<b>7</b>	<b>38</b>	<b>29</b>	<b>36</b>	<b>6</b>

Pitchers:	W	L	ERA	G	GS	CG	SHO	SV	IP	H	R	ER	BB	SO
Reardon	0	0	0.00	4	0	0	0	1	4.2	5	0	0	0	3
Frazier	0	0	0.00	1	0	0	0	0	2.0	1	0	0	0	2
Niekro	0	0	0.00	1	0	0	0	0	2.0	1	0	0	1	1
Blyleven	1	1	2.77	2	2	0	0	0	13.0	13	5	4	2	12
Viola	2	1	3.72	3	3	0	0	0	19.1	17	8	8	3	16
Straker	0	0	4.00	2	2	0	0	0	9.0	9	4	4	3	6
Schatzeder	1	0	6.23	3	0	0	0	0	4.1	4	3	3	3	3
Atherton	0	0	6.75	2	0	0	0	0	1.1	0	1	1	1	0
Berenguer	0	1	10.38	3	0	0	0	0	4.1	10	5	5	0	1
<b>Totals</b>	<b>4</b>	<b>3</b>	<b>3.75</b>	<b>21</b>	<b>7</b>	<b>0</b>	<b>0</b>	<b>1</b>	<b>60.0</b>	<b>60</b>	<b>26</b>	<b>25</b>	<b>13</b>	<b>44</b>

### GAME 1 Saturday, October 17 at Minnesota

St. Louis	0	1	0	0	0	0	0	0	—	1	5	1	
Minnesota	0	0	0	7	2	0	1	0	x	—	10	11	0

WP—Viola. LP—Magrane.  
 Magrane, Forsch (4), Horton (7) and Pena, Lake (8).  
 Viola, Atherton (9) and Laudner.  
 HR—Gladden, Lombardozzi. T—2:39. A—55,171.

### GAME 5 Thursday, October 22 at St. Louis

Minnesota	0	0	0	0	0	0	0	2	0	—	2	6	1
St. Louis	0	0	0	0	0	3	1	0	x	—	4	10	1

WP—Cox. LP—Blyleven. Save—Worrell.  
 Blyleven, Atherton (7), Reardon (7) and Laudner.  
 Cox, Dayley (8), Worrell (8) and Pena, Lake (9).  
 T—3:21. A—55,347.

### GAME 2 Sunday, October 18 at Minnesota

St. Louis	0	0	0	0	1	0	1	2	0	—	4	9	0
Minnesota	0	1	0	6	0	1	0	0	x	—	8	10	0

WP—Blyleven. LP—Cox.  
 Cox, Tunnell (4), Dayley (7), Worrell (8) and Pena.  
 Blyleven, Berenguer (8), Reardon (9) and Laudner.  
 HR—Gaetti, Laudner. T—2:42. A—55,257.

### GAME 6 Saturday, October 24 at Minnesota

St. Louis	1	1	0	2	1	0	0	0	0	—	5	11	2
Minnesota	2	0	0	0	4	4	0	1	x	—	11	15	0

WP—Schatzeder. LP—Tudor.  
 Tudor, Horton (5), Forsch (6), Dayley (6), Tunnell (7) and Pena.  
 Straker, Schatzeder (4), Berenguer (6), Reardon (9) and Laudner.  
 HR—Herr, Baylor, Hrbek. T—3:22. A—55,293.

### GAME 3 Tuesday, October 20 at St. Louis

Minnesota	0	0	0	0	0	1	0	0	0	—	1	5	1
St. Louis	0	0	0	0	0	0	3	0	x	—	3	9	1

WP—Tudor. LP—Berenguer. Save—Worrell.  
 Straker, Berenguer (7), Schatzeder (7) and Laudner.  
 Tudor, Worrell (8) and Pena.  
 T—2:45. A—55,347.

### GAME 7 Sunday, October 25 at Minnesota

St. Louis	0	2	0	0	0	0	0	0	0	—	2	6	1
Minnesota	0	1	0	0	1	1	0	1	x	—	4	10	0

WP—Viola. LP—Cox. Save—Reardon.  
 Magrane, Cox (5), Worrell (6) and Lake.  
 Viola, Reardon (9) and Laudner. T—3:04. A—55,376.

### GAME 4 Wednesday, October 21 at St. Louis

Minnesota	0	0	1	0	1	0	0	0	0	—	2	7	1
St. Louis	0	0	1	6	0	0	0	0	x	—	7	10	1

WP—Forsch. LP—Viola. Save—Dayley.  
 Viola, Schatzeder (4), Niekro (5), Frazier (7) and Laudner, Butera (8).  
 Mathews, Forsch (4), Dayley (7) and Pena.  
 HR—Gagne, Lawless. T—3:11. A—55,347.

## TWINS IN POST-SEASON

### 1991 ALCS

#### TWINS VS. TORONTO BLUE JAYS

BLUE JAYS:	AVG	G	AB	R	H	2B	3B	HR	RBI	BB	SO	SB
Alomar, 2b	.474	5	19	3	9	0	0	0	4	2	3	2
White, cf	.364	5	22	5	8	1	0	0	0	2	3	3
Gruber, 3b	.286	5	21	1	6	1	0	0	4	0	4	1
Borders, c	.263	5	19	0	5	1	0	0	2	0	0	0
Carter, rf-dh	.263	5	19	3	5	2	0	1	4	1	5	0
Wilson, pr-lf	.250	3	8	1	2	0	0	0	0	1	3	1
Olerud, 1b	.158	5	19	1	3	0	0	0	3	3	1	0
Lee, ss	.125	5	16	3	2	0	0	0	0	1	5	0
Mulliniks, dh-ph	.125	5	8	1	1	0	0	0	0	3	0	0
Maldonado, lf-rf	.100	5	20	1	2	1	0	0	1	1	6	0
Ducey, pr-rf	.000	1	1	0	0	0	0	0	0	0	0	0
Tabler, ph-dh	.000	2	1	0	0	0	0	0	0	1	0	0
Gonzales, pr-ss	.....	2	0	0	0	0	0	0	0	0	0	0
<b>Totals</b>	<b>.249</b>	<b>5</b>	<b>173</b>	<b>19</b>	<b>43</b>	<b>6</b>	<b>0</b>	<b>1</b>	<b>18</b>	<b>15</b>	<b>30</b>	<b>7</b>

Pitchers:	W	L	ERA	G	GS	CG	SHO	SV	IP	H	R	ER	BB	SO
Henke	0	0	0.00	2	0	0	0	0	2.2	0	0	0	1	5
Acker	0	0	0.00	1	0	0	0	0	0.2	1	0	0	0	1
Wells	0	0	2.35	4	0	0	0	0	7.2	6	2	2	2	9
Key	0	0	3.00	1	1	0	0	0	6.0	5	2	2	1	1
Guzman	1	0	3.18	1	1	0	0	0	5.2	4	2	2	4	2
Timlin	0	1	3.18	4	0	0	0	0	5.2	5	4	2	2	5
Ward	0	1	6.23	2	0	0	0	1	4.1	4	3	3	1	6
Candiotti	0	1	8.22	2	2	0	0	0	7.2	17	9	7	2	5
MacDonald	0	0	9.00	1	0	0	0	0	1.0	1	1	1	1	0
Stottlmyre	0	1	9.82	1	1	0	0	0	3.2	7	4	4	1	3
<b>Totals</b>	<b>1</b>	<b>4</b>	<b>4.60</b>	<b>5</b>	<b>5</b>	<b>0</b>	<b>0</b>	<b>1</b>	<b>45.0</b>	<b>50</b>	<b>27</b>	<b>23</b>	<b>15</b>	<b>37</b>

TWINS:	AVG	G	AB	R	H	2B	3B	HR	RBI	BB	SO	SB
Puckett, cf	.429	5	21	4	9	1	0	2	6	1	4	0
Knoblauch, 2b	.350	5	20	5	7	2	0	0	3	3	3	2
Mack, rf	.333	5	18	4	6	1	1	0	3	2	4	2
Pagliarulo, 3b-ph	.333	5	15	4	5	1	0	1	3	0	2	0
Davis, dh	.294	5	17	3	5	2	0	0	2	5	8	1
Harper, c	.278	5	18	1	5	2	0	0	1	0	2	0
Gladden, lf	.261	5	23	4	6	0	0	0	3	1	3	3
Gagne, ss	.235	5	17	1	4	0	0	0	1	1	5	0
Hrbek, 1b	.143	5	21	0	3	0	0	0	3	1	3	0
Leius, 3b	.000	3	4	0	0	0	0	0	0	1	1	0
Larkin, ph	.000	3	3	0	0	0	0	0	0	0	1	0
Ortiz, c	.000	3	3	0	0	0	0	0	0	0	0	0
Sorrento, ph	.000	1	1	0	0	0	0	0	0	0	1	0
Newman, 3b-ss	.....	2	0	0	0	0	0	0	0	0	0	0
Brown, pr	.....	1	0	1	0	0	0	0	0	0	0	0
<b>Totals</b>	<b>.276</b>	<b>5</b>	<b>181</b>	<b>27</b>	<b>50</b>	<b>9</b>	<b>1</b>	<b>3</b>	<b>25</b>	<b>15</b>	<b>37</b>	<b>8</b>

Pitchers:	W	L	ERA	G	GS	CG	SHO	SV	IP	H	R	ER	BB	SO
West	1	0	0.00	2	0	0	0	0	5.2	1	0	0	4	4
Willis	0	0	0.00	3	0	0	0	0	5.1	2	0	0	0	3
Aguilera	0	0	0.00	3	0	0	0	3	3.1	1	0	0	0	3
Guthrie	1	0	0.00	2	0	0	0	0	2.2	0	0	0	0	0
Bedrosian	0	0	0.00	2	0	0	0	0	1.1	3	2	0	2	2
Morris	2	0	4.05	2	2	0	0	0	13.1	17	6	6	1	7
Erickson	0	0	4.50	1	1	0	0	0	4.0	3	2	2	5	2
Tapani	0	1	7.84	2	2	0	0	0	10.1	16	9	9	3	9
<b>Totals</b>	<b>4</b>	<b>1</b>	<b>3.33</b>	<b>5</b>	<b>5</b>	<b>0</b>	<b>0</b>	<b>3</b>	<b>46.0</b>	<b>43</b>	<b>19</b>	<b>17</b>	<b>15</b>	<b>30</b>

#### TWINS' TITLE CLINCHING DATES

Year	Game	Date	Details
1965	157	September 26	Twins defeated Washington 2-1 at Washington
1969	158	September 28	Twins defeated Seattle 5-2 (Game 1) at Seattle
1970	154	September 22	Twins defeated Oakland 5-3 at Oakland
1987	157	September 28	Twins defeated Texas 5-3 at Texas
1991	155	September 29	Twins lost 2-1 at Toronto while Chicago lost 2-1 to Seattle
2002	150	September 15	Twins won 5-0 at Cleveland while Chicago lost 8-4 to New York
2003	157	September 23	Twins won 4-1 vs. Cleveland while Chicago and Kansas City lost
2004	150	September 20	Twins defeated Chicago 8-2 at Chicago
2006	162	October 1	Twins won 5-1 vs. Chicago while Detroit lost 10-8 to Kansas City
2007	163	October 6	Twins defeated Tigers 6-5 in 12 innings in Central Division Tiebreaker



# TWINS IN POST-SEASON

## 1991 ALCS (CONT.)

### GAME 1 Tuesday, October 8 at Minnesota

Toronto	0	0	0	1	0	3	0	0	0	—	4	9	2
Minnesota	2	2	1	0	0	0	0	0	x	—	5	11	0
WP—Morris. LP—Candiotti. Save—Aguilera.													
Candiotti, Wells (3), Timlin (6) and Borders.													
Morris, Willis (6), Aguilera (8) and Harper, Ortiz (8).													
T—3:17. A—54,766.													

### GAME 2 Wednesday, October 9 at Minnesota

Toronto	1	0	2	0	0	0	2	0	0	—	5	9	0
Minnesota	0	0	1	0	0	1	0	0	0	—	2	5	1
WP—Guzman. LP—Tapani. Save—Ward.													
Guzman, Henke (6), Ward (8) and Borders.													
Tapani, Bedrosian (7), Guthrie (7) and Harper.													
T—3:02. A—54,816.													

### GAME 3 Friday, October 11 at Toronto

Minnesota	0	0	0	0	1	1	0	0	0	1	—	3	7	0
Toronto	2	0	0	0	0	0	0	0	0	0	—	2	5	1
WP—Guthrie. LP—Timlin. Save—Aguilera.														
Erickson, West (5), Willis (7), Guthrie (9), Aguilera (10) and Ortiz, Harper (10).														
Key, Wells (7), Henke (8), Timlin (10) and Borders.														
HR—Carter, Pagliarulo. T—3:36. A—51,454.														

### GAME 4 Saturday, October 12 at Toronto

Minnesota	0	0	0	4	0	2	1	1	1	—	9	13	0
Toronto	0	1	0	0	0	1	0	0	1	—	3	11	2
WP—Morris. LP—Stottlemire.													
Morris, Bedrosian (9) and Harper.													
Stottlemire, Wells (4), Aker (6), Timlin (7), MacDonald (9) and Borders.													
HR—Puckett. T—3:15. A—51,526.													

### GAME 5 Sunday, October 13 at Toronto

Minnesota	1	1	0	0	0	3	0	3	0	—	8	14	2
Toronto	0	0	3	2	0	0	0	0	0	—	5	9	1
WP—West. LP—Ward. Save—Aguilera.													
Tapani, West (5), Willis (8), Aguilera (9) and Harper, Ortiz (9).													
Candiotti, Timlin (6), Ward (6), Wells (8) and Borders.													
HR—Puckett. T—3:29. A—51,425.													

## 1991 WORLD SERIES

### TWINS VS. ATLANTA BRAVES

BRAVES:	AVG	G	AB	R	H	2B	3B	HR	RBI	BB	SO	SB
Lemke, 2b	.417	6	24	4	10	1	3	0	4	2	4	0
Belliard, ss	.375	7	16	0	6	1	0	0	4	1	2	0
Pendleton, 3b	.367	7	30	6	11	3	0	2	3	3	1	0
Gant, cf	.267	7	30	3	8	0	1	0	4	2	3	1
Justice, rf	.259	7	27	5	7	0	0	2	6	5	5	2
Treadway, 2b-ph	.250	3	4	1	1	0	0	0	0	1	2	0
Smith, dh-lf	.231	7	26	5	6	0	0	3	3	3	4	1
Olson, c	.222	7	27	3	6	2	0	0	1	5	4	1
Hunter, lf-1b	.190	7	21	2	4	1	0	1	3	0	2	0
Blauser, ss-ph	.167	5	6	0	1	0	0	0	0	1	1	0
Bream, 1b	.125	7	24	0	3	2	0	0	0	3	4	0
Avery, p	.000	2	3	0	0	0	0	0	0	0	2	0
Gregg, ph	.000	4	3	0	0	0	0	0	0	0	2	0
Glavine, p	.000	2	2	0	0	0	0	0	0	0	0	0
Mitchell, lf-pr	.000	3	2	0	0	0	0	0	0	0	1	0
Smoltz, p	.000	2	2	0	0	0	0	0	0	0	1	0
Cabrera, ph-c	.000	3	1	0	0	0	0	0	0	0	0	0
Clancy, p	.000	3	1	0	0	0	0	0	0	0	1	0
Leibrandt, p	....	2	0	0	0	0	0	0	0	0	0	0
Mercker, p	....	2	0	0	0	0	0	0	0	0	0	0
Pena, p	....	3	0	0	0	0	0	0	0	0	0	0
St. Claire, p	....	1	0	0	0	0	0	0	0	0	0	0
Stanton, p	....	5	0	0	0	0	0	0	0	0	0	0
Willard, ph	.000	1	0	0	0	0	0	0	1	0	0	0
Wohlers, p	....	3	0	0	0	0	0	0	0	0	0	0
Totals	.253	7	249	29	63	10	4	8	29	26	39	5

Pitchers:	W	L	ERA	G	GS	CG	SHO	SV	IP	H	R	ER	BB	SO
Stanton	1	0	0.00	5	0	0	0	0	7.1	5	0	0	2	7
Wohlers	0	0	0.00	3	0	0	0	0	1.2	2	0	0	2	1
Mercker	0	0	0.00	2	0	0	0	0	1.0	0	0	0	0	1
Smoltz	0	0	1.26	2	2	0	0	0	14.1	13	2	2	1	11
Glavine	1	1	2.70	2	2	1	0	0	13.1	8	6	4	7	8
Pena	0	1	3.38	3	0	0	0	0	5.1	6	2	2	3	7
Avery	0	0	3.46	2	2	0	0	0	13.0	10	6	5	1	8
Clancy	1	0	4.15	3	0	0	0	0	4.1	3	2	2	4	2
St. Claire	0	0	9.00	1	0	0	0	0	1.0	1	1	1	0	0
Leibrandt	0	2	11.25	2	1	0	0	0	4.0	8	5	5	1	3
Totals	3	4	2.89	7	7	1	0	0	65.1	56	24	21	21	48

# TWINS IN POST-SEASON

## 1991 WORLD SERIES [CONT.]

TWINS:	AVG	G	AB	R	H	2B	3B	HR	RBI	BB	SO	SB
Larkin ph	.500	4	4	0	2	0	0	0	1	0	0	0
Newman ph-3b-2b-pr	.500	4	2	0	1	0	1	0	1	0	0	0
Harper c-ph	.381	7	21	2	8	2	0	0	1	2	2	0
Leius 3b-ph-ss	.357	7	14	2	5	0	0	1	2	1	2	0
Knoblauch 2b	.308	7	26	3	8	1	0	0	2	4	2	4
Pagliarulo ph-3b	.273	6	11	1	3	0	0	1	2	1	2	0
Puckett cf	.250	7	24	4	6	0	1	2	4	5	7	1
Bush ph-rf	.250	3	4	0	1	0	0	0	0	0	1	0
Gladden lf	.233	7	30	5	7	2	2	0	0	3	4	2
Davis dh-ph-rf	.222	6	18	4	4	0	0	2	4	2	3	0
Ortiz c	.200	3	5	0	1	0	0	0	1	0	1	0
Gagne ss	.167	7	24	1	4	1	0	1	3	0	7	0
Mack rf	.130	6	23	0	3	1	0	0	1	0	7	0
Hrbek 1b	.115	7	26	2	3	1	0	1	2	2	6	0
Brown pr-rf-cf	.000	3	2	0	0	0	0	0	0	0	0	0
Morris p	.000	3	2	0	0	0	0	0	0	0	1	0
Sorrento ph-1b	.000	3	2	0	0	0	0	0	0	1	2	0
Aguilera p-ph	.000	4	1	0	0	0	0	0	0	0	0	0
Erickson p	.000	2	1	0	0	0	0	0	0	0	1	0
Tapani p	.000	2	1	0	0	0	0	0	0	0	0	0
Bedrosian p	....	3	0	0	0	0	0	0	0	0	0	0
Guthrie p	....	4	0	0	0	0	0	0	0	0	0	0
Leach p	....	2	0	0	0	0	0	0	0	0	0	0
West p	....	2	0	0	0	0	0	0	0	0	0	0
Willis p	....	4	0	0	0	0	0	0	0	0	0	0
<b>Totals</b>	<b>.232</b>	<b>7</b>	<b>241</b>	<b>24</b>	<b>56</b>	<b>8</b>	<b>4</b>	<b>8</b>	<b>24</b>	<b>21</b>	<b>48</b>	<b>7</b>

Pitchers:	W	L	ERA	G	GS	CG	SHO	SV	IP	H	R	ER	BB	SO
Morris	2	0	1.17	3	3	1	1	0	23.0	18	3	3	9	15
Aguilera	1	1	1.80	4	0	0	0	2	5.0	6	1	1	1	3
Guthrie	0	1	2.25	4	0	0	0	0	4.0	3	1	1	4	3
Leach	0	0	3.86	2	0	0	0	0	2.1	2	1	1	0	2
Tapani	1	1	4.50	2	2	0	0	0	12.0	13	6	6	2	7
Erickson	0	0	5.06	2	2	0	0	0	10.2	10	7	6	4	5
Willis	0	0	5.14	4	0	0	0	0	7.0	6	4	4	2	2
Bedrosian	0	0	5.40	3	0	0	0	0	3.1	3	2	2	0	2
West	0	0	—	2	0	0	0	0	0.0	2	4	4	4	0
<b>Totals</b>	<b>4</b>	<b>3</b>	<b>3.74</b>	<b>7</b>	<b>7</b>	<b>1</b>	<b>1</b>	<b>2</b>	<b>67.1</b>	<b>63</b>	<b>29</b>	<b>28</b>	<b>26</b>	<b>39</b>

### GAME 1 Saturday, October 19 at Minnesota

Atlanta	0	0	0	0	1	0	1	0	—	2	6	1
Minnesota	0	0	1	0	3	1	0	0	x	5	9	1
WP —Morris. LP —Leibrandt. Save —Aguilera.												
Leibrandt, Clancy (5), Wohlers (7), Stanton (8) and Olson.												
Morris, Guthrie (8), Aguilera (8) and Harper.												
HR —Gagne, Hrbek. T —3:00. A —55,108.												

### GAME 2 Sunday, October 20 at Minnesota

Atlanta	0	1	0	0	1	0	0	0	—	2	8	1
Minnesota	2	0	0	0	0	0	1	x	—	3	4	1
WP —Tapani. LP —Glavin. Save —Aguilera.												
Glavine and Olson.												
Tapani, Aguilera (9) and Harper.												
HR —Davis, Leius. T —2:37. A —55,145.												

### GAME 3 Tuesday, October 22 at Atlanta

Minnesota	1	0	0	0	0	1	2	0	—	4	10	1
Atlanta	0	1	0	1	2	0	0	0	—	5	8	2
WP —Clancy. LP —Aguilera.												
Erickson, West (5), Leach (5), Bedrosian (6), Willis (8), Guthrie (10), Aguilera (12) and Ortiz, Harper (8).												
Avery, Pena (8), Stanton (10), Wohlers (12), Mercker (12), Clancy (12) and Olson.												
HR —Justice, Smith, Puckett, Davis. T —4:04. A —50,878.												

### GAME 4 Wednesday, October 23 at Atlanta

Minnesota	0	1	0	0	0	0	1	0	—	2	7	0
Atlanta	0	0	1	0	0	0	1	0	—	3	8	0
WP —Stanton. LP —Guthrie.												
Morris, Willis (7), Guthrie (8), Bedrosian (9) and Harper.												
Smoltz, Wohlers (8), Stanton (8) and Olson.												
HR —Pendleton, Pagliarulo. T —2:57. A —50,878.												

### GAME 5 Thursday, October 24 at Atlanta

Minnesota	0	0	0	0	0	3	0	1	1	—	5	7	1
Atlanta	0	0	0	4	1	0	6	3	x	—	14	17	1
WP —Glavine. LP —Tapani.													
Tapani, Leach (5), West (7), Bedrosian (7), Willis (8) and Harper, Ortiz (8).													
Glavine, Mercker (6), Clancy (7), St. Claire (9) and Olson, Cabrera (9).													
HR —Justice, Smith, Hunter. T —2:59. A —50,878.													

### GAME 6 Saturday, October 26 at Minnesota

Atlanta	0	0	0	0	2	0	1	0	0	0	0	—	3	9	1
Minnesota	2	0	0	0	1	0	0	0	0	0	1	—	4	9	0
WP	—Aguilera. LP —Leibrandt.														
Avery, Stanton (7), Pena (9), Leibrandt (11) and Olson.															
Erickson, Guthrie (7), Willis (7), Aguilera (10) and Ortiz, Harper (7).															
HR —Pendleton, Puckett. T—3:36. A—55,155.															

### GAME 7 Sunday, October 27 at Minnesota

Atlanta	0	0	0	0	0	0	0	0	—	0	7	0	
Minnesota	0	0	0	0	0	0	0	0	1	—	1	10	0
WP —Morris. LP —Pena.													
Smoltz, Stanton (8), Pena (9) and Olson.													
Morris and Harper. T—3:23. A—55.118.													

# TWINS IN POST-SEASON

## 2002 DIVISION SERIES

### TWINS VS. OAKLAND ATHLETICS

ATHLETICS:	AVG	G	AB	R	H	2B	3B	HR	RBI	BB	SO	SB		
Byrnes	.000	2	1	0	0	0	0	0	0	0	1	0		
Chavez	.381	5	21	3	8	0	0	1	5	2	1	0		
Durham	.333	5	21	7	7	3	0	2	2	2	4	1		
Dye	.400	5	20	3	8	2	0	1	1	1	5	0		
Ellis	.368	5	19	1	7	2	0	1	4	1	2	0		
Hatteberg	.500	5	14	5	7	2	0	1	3	3	0	0		
Hernandez	.059	5	17	0	1	0	0	0	0	0	4	0		
Justice	.238	5	21	2	5	1	1	0	4	0	4	0		
Long	.167	5	18	1	3	0	0	1	1	1	2	0		
Mabry	.000	2	2	0	0	0	0	0	0	0	1	0		
Myers	.000	2	1	0	0	0	0	0	0	0	1	0		
Platt	.333	3	3	0	1	1	0	0	0	0	1	0		
Saenz	.000	1	0	0	0	0	0	0	0	1	0	0		
Tejada	.143	5	21	3	3	1	0	1	4	1	7	0		
Velarde	.600	4	5	1	3	1	0	0	1	0	1	0		
Totals	.288	5	184	26	53	13	1	8	25	12	34	1		
Pitchers:	W	L	ERA	G	GS	CG	SHO	SV	IP	H	R	ER	BB	SO
Bowie	0	0	0.00	1	0	0	0	0	1.1	0	0	0	0	3
Bradford	0	0	0.00	2	0	0	0	0	3.0	1	0	0	0	1
Hudson	0	1	6.23	2	2	0	0	0	8.2	13	11	6	4	8
Koch	0	0	9.00	3	0	0	0	1	3.0	5	3	3	2	3
Lidle	0	0	9.00	1	0	0	0	0	1.0	2	1	1	0	0
Lilly	0	1	13.50	2	0	0	0	0	4.0	10	6	6	1	3
Mecir	0	0	0.00	1	0	0	0	0	1.0	0	0	0	0	2
Mulder	1	1	2.08	2	2	0	0	0	13.0	14	3	3	3	12
Rincon	0	0	0.00	2	0	0	0	0	3.0	2	0	0	0	2
Zito	1	0	4.50	1	1	0	0	0	6.0	5	3	3	4	8
Totals	2	3	4.09	5	5	0	0	1	44.0	52	27	22	14	42
TWINS:	AVG	G	AB	R	H	2B	3B	HR	RBI	BB	SO	SB		
Cuddyer	.385	5	13	1	5	1	0	0	1	3	3	0		
Guzman	.286	5	21	5	6	2	0	1	2	2	4	2		
Hocking	.500	3	6	0	3	1	0	0	1	0	1	0		
Hunter	.300	5	20	4	6	4	0	0	2	1	4	0		
Jones	.250	5	20	3	5	3	0	0	1	1	8	0		
Kielty	.000	3	4	0	0	0	0	0	0	0	1	0		
Koskie	.143	5	21	3	3	0	1	1	5	2	6	0		
Lecroy	.444	3	9	1	4	0	0	0	1	0	3	0		
Mientkiewicz	.250	5	20	3	5	0	0	2	4	1	1	0		
Mohr	1.000	4	2	1	2	1	0	0	0	1	0	0		
Ortiz	.231	4	13	0	3	2	0	0	2	0	5	0		
Pierzynski	.438	5	16	4	7	0	1	1	4	2	2	0		
Prince	.000	1	2	0	0	0	0	0	0	0	2	0		
Rivas	.250	4	12	2	3	1	0	0	0	1	2	0		
Totals	.291	5	179	27	52	15	2	5	23	14	42	2		
Pitchers:	W	L	ERA	G	GS	CG	SHO	SV	IP	H	R	ER	BB	SO
Fiore	0	0	20.25	1	0	0	0	0	1.1	4	3	3	2	0
Guardado	0	0	13.50	2	0	0	0	1	2.0	5	3	3	1	1
Hawkins	0	0	0.00	3	0	0	0	0	2.1	0	0	0	0	5
Jackson	0	0	0.00	1	0	0	0	0	0.2	1	0	0	0	0
Lohse	0	0	0.00	2	0	0	0	0	4.0	2	0	0	0	5
Mays	0	1	14.73	1	1	0	0	0	3.2	9	6	6	2	1
Milton	1	0	2.57	1	1	0	0	0	7.0	6	2	2	1	3
Radke	2	0	1.54	2	2	0	0	0	11.2	14	6	2	1	7
Reed	0	1	7.20	1	1	0	0	0	5.0	6	4	4	2	8
Romero	0	0	0.00	3	0	0	0	0	3.1	3	0	0	1	2
Santana	0	0	6.00	2	0	0	0	0	3.0	3	2	2	2	2
Totals	3	2	4.50	5	5	0	0	1	44.0	53	26	22	12	34

# TWINS IN POST-SEASON

## 2002 DIVISION SERIES [CONT.]

### GAME 1 Tuesday, October 1 at Oakland

Minnesota	0	1	2	0	0	3	1	0	0	—	7	13	3
Oakland	3	2	0	0	0	0	0	0	0	—	5	12	0
WP—Radke. LP—Lilly. Save—Guardado.													
Radke, Santana (6), Romero (7), Guardado (9) and Pierzynski.													
Hudson, Lilly (6), Lidle (7), Rincon(8), Mecer (9) and Hernandez.													
HR—Koskie, Mientkiewicz. T—3:44. A—34,853.													

### GAME 2 Wednesday, October 2 at Oakland

Minnesota	0	0	0	0	1	0	0	0	—	1	7	0
Oakland	3	0	0	5	1	0	0	0	x	9	14	0
WP—Mulder. LP—Mays.												
Mays, Fiore (4), Lohse (6), Hawkins (9) and Pierzynski, Prince (6).												
Mulder, Bradford (7), Koch (9) and Hernandez.												
HR—Chavez, Guzman. T—3:04. A—31,953.												

### GAME 3 Friday, October 4 at Minnesota

Oakland	2	0	0	1	0	1	2	0	0	—	6	9	1
Minnesota	0	0	0	1	2	0	0	0	0	—	3	8	0
WP—Zito. LP—Reed. Save—Koch.													
Zito, Rincon (7), Koch (9) and Hernandez.													
Reed, Santana (6), Jackson (7), Romero (8), Hawkins (9) and Pierzynski.													
HR—Durham, Hatteberg, Long, Dye. T—3:26. A—55,932.													

### GAME 4 Saturday, October 5 at Minnesota

Oakland	0	0	2	0	0	0	0	0	0	—	2	7	2
Minnesota	0	0	2	7	0	0	2	0	x	—	11	12	2
WP—Milton. LP—Hudson.													
Hudson, Lilly (4), Bowie (7) and Hernandez, Myers (8).													
Milton, Lohse (8) and Pierzynski.													
HR—Tejada, Mientkiewicz. T—3:20. A—55,960.													

### GAME 5 Sunday, October 6 at Oakland

Minnesota	0	1	1	0	0	0	0	3	—	5	12	0	
Oakland	0	0	1	0	0	0	0	0	3	—	4	11	0
WP—Radke. LP—Mulder.													
Radke, Romero (5), Hawkins (8), Guardado (9) and Pierzynski.													
Mulder, Bradford (6), Koch (6) and Hernandez, Myers (9).													
HR—Durham, Ellis, Pierzynski. T—3:23. A—32,146.													

## 2002 ALCS

### TWINS VS. ANAHEIM ANGELS

ANGELS:	AVG	G	AB	R	H	2B	3B	HR	RBI	BB	SO	SB		
Anderson	.250	5	20	3	5	1	0	1	3	1	0	0		
Eckstein	.286	5	21	1	6	0	0	0	2	0	2	0		
Erstad	.364	5	22	4	8	0	0	1	2	0	3	1		
Figgins	1.000	3	1	2	1	0	0	0	0	0	0	0		
Fullmer	.333	4	12	2	4	2	0	1	4	0	2	0		
Gil	.000	1	2	0	0	0	0	0	0	0	1	0		
Glaus	.316	5	19	4	6	0	1	1	2	2	5	0		
Kennedy	.357	4	14	5	5	0	0	3	5	0	2	1		
Molina	.214	5	14	0	3	0	1	0	2	1	2	0		
Molina	.000	3	1	0	0	0	0	0	0	0	0	0		
Ochoa	.000	4	4	2	0	0	0	0	0	0	3	0		
Palmeiro	.000	2	2	0	0	0	0	0	0	0	1	0		
Salmon	.214	5	14	0	3	0	0	0	0	3	1	0		
Spiezio	.353	5	17	5	6	2	0	1	5	2	1	1		
Wooten	.250	3	8	1	2	0	0	0	1	0	3	0		
Totals	.287	5	171	29	49	5	2	8	26	9	26	3		
Pitchers:	W	L	ERA	G	GS	CG	SHO	SV	IP	H	R	ER	BB	SO
Appier	0	1	3.48	2	2	0	0	0	10.1	10	4	4	4	3
Donnelly	0	0	8.10	3	0	0	0	0	3.1	3	3	3	0	5
Lackey	1	0	0.00	1	1	0	0	0	7.0	3	0	0	0	7
Ortiz	1	0	5.06	1	1	0	0	0	5.1	10	3	3	1	3
Percival	0	0	0.00	3	0	0	0	2	3.1	0	0	0	0	3
Rodriguez	2	0	0.00	4	0	0	0	0	4.1	2	0	0	2	7
Schoeneweis	0	0	0.00	1	0	0	0	0	0.2	0	0	0	0	0
Washburn	0	0	1.29	1	1	0	0	0	7.0	6	1	1	0	7
Weber	0	0	3.38	3	0	0	0	0	2.2	3	1	1	0	3
Totals	4	1	2.45	5	5	0	0	2	44.0	37	12	12	7	38

# TWINS IN POST-SEASON

## 2002 ALCS (CONT.)

TWINS:	AVG	G	AB	R	H	2B	3B	HR	RBI	BB	SO	SB		
Cuddyer	.200	3	5	0	1	0	0	0	0	1	1	0		
Guzman	.167	5	18	1	3	1	0	0	0	0	3	0		
Hunter	.167	5	18	2	3	2	0	0	0	1	3	0		
Jones	.100	5	20	0	2	1	0	0	2	0	4	0		
Kielty	.000	4	3	0	0	0	0	0	1	1	2	0		
Koskie	.278	5	18	3	5	2	0	0	2	2	8	0		
Lamb	.000	2	0	0	0	0	0	0	0	0	0	0		
Lecroy	.333	1	3	0	1	0	0	0	0	0	1	0		
Mientkiewicz	.278	5	18	1	5	1	0	0	2	1	2	0		
Mohr	.417	5	12	3	5	1	0	0	0	0	4	1		
Ortiz	.313	5	16	0	5	1	0	0	2	0	5	0		
Pierzynski	.250	5	16	1	4	0	0	0	2	0	2	0		
Prince	.000	1	1	0	0	0	0	0	0	0	0	0		
Rivas	.250	5	12	1	3	0	0	0	0	1	3	0		
Totals	.231	5	160	12	37	9	0	0	11	7	38	1		
Pitchers:	W	L	ERA	G	GS	CG	SHO	SV	IP	H	R	ER	BB	SO
Guardado	0	0	0.00	1	0	0	0	1	1.0	0	0	0	1	2
Hawkins	0	0	20.25	4	0	0	0	0	1.1	4	3	3	1	1
Jackson	0	0	27.00	3	0	0	0	0	1.0	5	3	3	2	2
Lohse	0	0	0.00	1	0	0	0	0	1.0	0	0	0	0	1
Mays	1	0	2.03	2	2	0	0	0	13.1	12	4	3	0	3
Milton	0	0	1.50	1	1	0	0	0	6.0	5	1	1	2	4
Radke	0	1	2.70	1	1	0	0	0	6.2	5	2	2	1	4
Reed	0	1	10.13	1	1	0	0	0	5.1	8	6	6	0	0
Romero	0	1	22.50	4	0	0	0	0	2.0	4	5	5	2	3
Santana	0	1	10.80	4	0	0	0	0	3.1	4	4	4	0	4
Wells	0	0	9.00	2	0	0	0	0	1.0	2	1	1	0	2
Totals	1	4	6.00	5	5	0	0	1	42.0	49	29	28	9	26

### GAME 1 Tuesday, October 8 at Minnesota

Anaheim 0 0 1 0 0 0 0 0 0 — 1 4 0  
**Minnesota** 0 1 0 0 1 0 0 0 x — 2 5 1  
 WP — Mays. LP — Appier. Save — Guardado.  
 Appier, Donnelly (6), Schoenweis (7), Weber (8) and B. Molina, J. Molina (8).  
 Mays, Guardado (9) and Pierzynski.  
 T—2:58. A—55,562.

### GAME 2 Wednesday, October 9 at Minnesota

Anaheim 1 3 0 0 0 2 0 0 0 — 6 10 0  
**Minnesota** 0 0 0 0 0 3 0 0 0 — 3 11 1  
 WP — Ortiz. LP — Reed. Save — Percival.  
 Ortiz, Donnelly (6), Rodriguez (7), Percival (8) and B. Molina.  
 Reed, Santana (6), Romero (7), Hawkins (7), Jackson (9) and Pierzynski.  
 HR—Erstad, Fullmer. T—3:13. A—55,990.

### GAME 3 Friday, October 11 at Anaheim

**Minnesota** 0 0 0 0 0 0 1 0 0 — 1 6 0  
 Anaheim 0 1 0 0 0 0 0 1 x — 2 7 0  
 WP — Rodriguez. LP — Romero. Save — Percival.  
 Milton, Hawkins (7), Santana (7), Jackson (7), Romero (7) and Pierzynski.  
 Washburn, Rodriguez (8), Percival (9) and B. Molina, J. Molina (8).  
 HR—Anderson, Glaus. T—3:13. A—44,234.

### GAME 4 Saturday, October 12 at Anaheim

**Minnesota** 0 0 0 0 0 0 0 0 1 — 1 6 2  
 Anaheim 0 0 0 0 0 0 2 5 x — 7 10 0  
 WP — Lackey. LP — Radke.  
 Radke, Santana (7), Hawkins (8), Romero (8), Jackson (8), Wells (8) and Pierzynski.  
 Lackey, Rodriguez (8), Weber (9) and B. Molina.  
 T—2:49. A—44,830.

### GAME 5 Sunday, October 13 at Anaheim

**Minnesota** 1 1 0 0 0 0 3 0 0 — 5 9 0  
 Anaheim 0 0 1 0 2 0 10 0 x — 13 18 0  
 WP — Rodriguez. LP — Santana.  
 Mays, Santana (6), Hawkins (7), Romero (7), Wells (7), Lohse (8) and Pierzynski, Prince (8).  
 Appier, Donnelly (6), Rodriguez (7), Weber (8), Percival (9) and B. Molina, J. Molina (8).  
 HR—Kennedy (3), Spiezio. T—3:30. A—44,835.

## ROBERTO CLEMENTE AWARD

Since 1971, Major League Baseball has annually presented an award that recognizes a player who best exemplifies the game of baseball through sportsmanship, community involvement and positive contributions to his team.

In 1973, following the tragic death of Roberto Clemente, the award was named to honor the man whose spirit and goodwill will always be remembered. The 12-time All-Star and Hall of Famer was killed in a plane crash in 1972 delivering food and medical supplies to earthquake victims of Nicaragua. The award recognizes those individuals who truly understand the value of helping others.

A panel of baseball dignitaries, including Vera Clemente and Commissioner Allan H. (Bud) Selig, annually selects the winner from a list of 30 candidates, one from each Major League Baseball Club. These local winners are announced in September during Roberto Clemente Day. The winner of the national Roberto Clemente Award is announced during a pre game ceremony at the World Series. Past winners include Jamie Moyer; Jim Thome; Rod Carew; Dave Winfield; Kirby Puckett; Curt Schilling; Al Leiter; Tony Gwynn; Willie Mays; Ozzie Smith, and Cal Ripken, Jr.

The 2009 Minnesota Twins Roberto Clemente Award nominee was catcher Joe Mauer.

# TWINS IN POST-SEASON

## 2003 DIVISION SERIES

### TWINS VS. NEW YORK YANKEES

YANKEES:	AVG	G	AB	R	H	2B	3B	HR	RBI	BB	SO	SB
Boone	.200	4	15	1	3	1	0	0	0	0	3	1
Dellucci	.000	1	0	0	0	0	0	0	0	0	0	0
Giambi	.250	4	16	1	4	2	0	0	2	2	5	0
Jeter	.429	4	14	2	6	0	0	1	1	4	2	1
Johnson	.077	4	13	2	1	1	0	0	2	3	2	0
Matsui	.267	4	15	2	4	1	0	1	3	2	3	0
Posada	.176	4	17	1	3	1	0	0	0	0	6	0
Rivera	.333	4	12	2	4	0	0	0	0	1	0	0
Sierra	.000	1	2	0	0	0	0	0	0	0	0	0
Soriano	.368	4	19	2	7	1	0	0	4	0	6	2
Williams	.400	4	15	3	6	2	0	0	3	2	2	0
<b>Totals</b>	<b>.275</b>	<b>4</b>	<b>138</b>	<b>16</b>	<b>38</b>	<b>9</b>	<b>0</b>	<b>2</b>	<b>15</b>	<b>14</b>	<b>29</b>	<b>4</b>

Pitchers:	W	L	ERA	G	GS	CG	SHO	SV	IP	H	R	ER	BB	SO
Clemens	1	0	1.29	1	1	0	0	0	7.0	5	1	1	1	6
Heredia	0	0	0.00	1	0	0	0	0	2.0	1	0	0	1	1
Mussina	0	1	3.86	1	1	0	0	0	7.0	7	3	3	3	6
Nelson	0	0	....	1	0	0	0	0	0.0	0	0	0	1	0
Pettitte	1	0	1.29	1	1	0	0	0	7.0	4	1	1	3	10
Rivera	0	0	0.00	2	0	0	0	2	4.0	0	0	0	0	4
Wells	1	0	1.17	1	1	0	0	0	7.2	8	1	1	0	5
White	0	0	0.00	1	0	0	0	0	1.1	1	0	0	0	1
<b>Totals</b>	<b>3</b>	<b>1</b>	<b>1.50</b>	<b>4</b>	<b>4</b>	<b>0</b>	<b>0</b>	<b>2</b>	<b>36.0</b>	<b>26</b>	<b>6</b>	<b>6</b>	<b>9</b>	<b>33</b>

TWINS:	AVG	G	AB	R	H	2B	3B	HR	RBI	BB	SO	SB
Cuddyer	.250	1	4	0	1	0	0	0	1	0	3	0
Ford	.000	1	1	0	0	0	0	0	0	0	1	0
Gomez	.000	1	0	0	0	0	0	0	0	0	0	0
Guzman	.154	4	13	1	2	0	0	0	0	1	2	0
Hocking	.000	1	0	0	0	0	0	0	0	0	0	0
Hunter	.429	4	14	3	6	0	1	1	2	2	2	0
Jones	.125	4	16	0	2	0	0	0	0	0	5	0
Koskie	.200	4	15	0	3	1	0	0	0	0	5	0
Lecroy	.091	3	11	1	1	0	0	0	0	1	4	0
Mientkiewicz	.133	4	15	0	2	0	0	0	0	1	2	0
Pierzynski	.231	4	13	1	3	0	0	1	1	2	0	0
Rivas	.000	4	13	0	0	0	0	0	1	0	4	0
Ryan	.000	1	1	0	0	0	0	0	0	0	1	0
Stewart	.400	4	15	0	6	2	0	0	0	2	4	1
<b>Totals</b>	<b>.198</b>	<b>4</b>	<b>131</b>	<b>6</b>	<b>26</b>	<b>3</b>	<b>1</b>	<b>2</b>	<b>5</b>	<b>9</b>	<b>33</b>	<b>1</b>

Pitchers:	W	L	ERA	G	GS	CG	SHO	SV	IP	H	R	ER	BB	SO
Guardado	0	0	9.00	2	0	0	0	1	2.0	5	2	2	0	2
Hawkins	1	0	6.00	3	0	0	0	0	3.0	5	3	2	0	5
Lohse	0	1	5.40	1	1	0	0	0	5.0	6	3	3	2	5
Milton	0	0	0.00	1	0	0	0	0	3.1	2	0	0	0	2
Radke	0	1	2.84	1	1	0	0	0	6.1	5	2	2	2	4
Reed	0	0	0.00	1	0	0	0	0	0.2	1	0	0	0	0
Rincon	0	0	0.00	3	0	0	0	0	2.1	1	0	0	4	1
Rogers	0	0	0.00	1	0	0	0	0	1.1	1	0	0	1	3
Romero	0	0	0.00	3	0	0	0	0	3.1	3	0	0	2	1
Santana	0	1	7.04	2	2	0	0	0	7.2	9	6	6	3	6
<b>Totals</b>	<b>1</b>	<b>3</b>	<b>3.86</b>	<b>4</b>	<b>4</b>	<b>0</b>	<b>0</b>	<b>1</b>	<b>35.0</b>	<b>38</b>	<b>16</b>	<b>15</b>	<b>14</b>	<b>29</b>

#### GAME 1 Tuesday, September 30 at New York

**Minnesota** 0 0 1 0 0 2 0 0 0 — 3 8 0  
**New York** 0 0 0 0 0 0 0 0 1 — 1 9 1  
 WP — Hawkins. LP — Mussina. Save — Guardado.  
 Santana, Reed (5), Romero (5), Hawkins (7), Guardado (9) and Pierzynski.  
 Mussina, Nelson (8), Heredia (8) and Posada.  
 T—3:18. A—56,292.

#### GAME 2 Thursday, October 2 at New York

**Minnesota** 0 0 0 0 1 0 0 0 0 — 1 4 1  
**New York** 1 0 0 0 0 0 3 0 x — 4 8 1  
 WP — Pettitte. LP — Radke. Save — Rivera.  
 Radke, Hawkins (7), Romero (7), Rincon (8) and Pierzynski.  
 Pettitte, Rivera (8) and Posada.  
 HR—Hunter. T—3:07. A—56,479.

#### GAME 3 Saturday, October 4 at Minnesota

**New York** 0 2 1 0 0 0 0 0 0 — 3 8 1  
**Minnesota** 0 0 1 0 0 0 0 0 0 — 1 5 0  
 WP — Clemens. LP — Lohse. Save — Rivera.  
 Clemens, Rivera (8) and Posada.  
 Lohse, Rogers (6), Romero (7), Rincon (8) and Pierzynski.  
 HR—Matsui, Pierzynski. T—3:02. A—55,915.

#### GAME 4 Sunday, October 5 at Minnesota

**New York** 0 0 0 6 0 0 0 1 1 — 8 13 0  
**Minnesota** 0 0 0 1 0 0 0 0 0 — 1 9 1  
 WP — Wells. LP — Santana.  
 Wells, White (8) and Posada.  
 Santana, Rincon (4), Milton (4), Hawkins (8), Guardado (9) and Pierzynski.  
 HR—Jeter. T—2:49. A—55,875.

# TWINS IN POST-SEASON

## 2004 DIVISION SERIES

### TWINS VS. NEW YORK YANKEES

YANKEES:	AVG	G	AB	R	H	2B	3B	HR	RBI	BB	SO	SB
Cairo	.214	4	14	3	3	1	0	0	1	2	5	0
Clark	.000	1	1	0	0	0	0	0	0	0	1	0
Crosby	.000	2	0	0	0	0	0	0	0	0	0	0
Jeter	.316	4	19	3	6	1	0	1	4	1	4	1
Lofton	.250	1	4	0	1	0	0	0	1	0	1	0
Matsui	.412	4	17	3	7	1	0	1	3	3	4	0
Olerud	.214	4	14	2	3	2	0	0	0	1	2	0
Posada	.222	4	18	2	4	0	0	0	0	0	6	0
Rodriguez	.421	4	19	3	8	3	0	1	3	2	1	2
Sheffield	.222	4	18	2	4	1	0	1	2	3	1	0
Sierra	.167	3	12	1	2	0	0	1	3	2	3	1
Williams	.278	4	18	2	5	1	0	1	3	1	2	0
<b>Totals</b>	<b>.279</b>	<b>4</b>	<b>154</b>	<b>21</b>	<b>43</b>	<b>10</b>	<b>0</b>	<b>6</b>	<b>20</b>	<b>15</b>	<b>30</b>	<b>4</b>

Pitchers:	W	L	ERA	G	GS	CG	SHO	SV	IP	H	R	ER	BB	SO
Brown	1	0	1.50	1	1	0	0	0	6.0	8	1	1	0	1
Gordon	0	0	4.91	3	0	0	0	0	3.2	2	2	2	0	3
Heredia	0	0	54.00	1	0	0	0	0	0.1	0	2	2	0	0
Lieber	0	0	4.05	1	1	0	0	0	6.2	7	3	3	1	4
Loaiza	0	0	0.00	1	0	0	0	0	2.0	4	0	0	0	0
Mussina	0	1	2.57	1	1	0	0	0	7.0	7	2	2	1	7
Quantrill	1	0	0.00	2	0	0	0	0	2.0	2	0	0	0	1
Rivera	1	0	0.00	4	0	0	0	0	5.2	2	0	0	0	2
Sturtz	0	0	6.75	2	0	0	0	0	2.2	4	2	2	3	4
Vazquez	0	0	9.00	1	1	0	0	0	5.0	7	5	5	2	6
<b>Totals</b>	<b>3</b>	<b>1</b>	<b>3.73</b>	<b>4</b>	<b>4</b>	<b>0</b>	<b>0</b>	<b>0</b>	<b>41.0</b>	<b>43</b>	<b>17</b>	<b>17</b>	<b>7</b>	<b>28</b>

TWINS:	AVG	G	AB	R	H	2B	3B	HR	RBI	BB	SO	SB
Blanco	.250	4	8	1	2	0	0	1	2	0	2	0
Borders	.000	2	2	0	0	0	0	0	0	0	1	0
Cuddyer	.467	4	15	1	7	0	0	0	2	0	3	0
Ford	.273	3	11	1	3	1	0	0	2	0	2	1
Guzman	.333	4	15	2	5	0	0	0	0	2	3	1
Hunter	.353	4	17	5	6	1	0	1	2	1	1	2
Jones	.300	4	20	3	6	1	0	2	2	0	6	0
Koskie	.308	4	13	2	4	1	0	0	2	3	2	0
Kubel	.143	2	7	0	1	1	0	0	0	0	2	0
Lecroy	.333	3	3	0	1	0	0	0	0	1	1	0
Morneau	.235	4	17	1	4	2	0	0	2	0	3	0
Offerman	.000	3	3	0	0	0	0	0	1	0	0	0
Rivas	.000	3	1	0	0	0	0	0	0	0	0	0
Stewart	.200	4	20	1	4	0	0	0	2	0	2	0
<b>Totals</b>	<b>.283</b>	<b>4</b>	<b>152</b>	<b>17</b>	<b>43</b>	<b>7</b>	<b>0</b>	<b>4</b>	<b>17</b>	<b>7</b>	<b>28</b>	<b>4</b>

Pitchers:	W	L	ERA	G	GS	CG	SHO	SV	IP	H	R	ER	BB	SO
Balfour	0	0	0.00	2	0	0	0	0	2.2	0	0	0	0	2
Crain	0	0	0.00	1	0	0	0	0	0.1	1	0	0	0	0
Lohse	0	1	4.50	1	0	0	0	0	2.0	1	1	1	0	3
Mulholland	0	0	3.00	1	0	0	0	0	3.0	3	1	1	0	0
Nathan	0	1	3.60	3	0	0	0	1	5.0	2	2	2	5	6
Radke	0	0	7.11	1	1	0	0	0	6.1	8	5	5	3	0
Rincon	0	0	10.80	3	0	0	0	0	3.1	4	4	4	2	5
Romero	0	0	9.00	2	0	0	0	0	1.0	0	1	1	1	1
Santana	1	0	0.75	2	2	0	0	0	12.0	14	1	1	4	12
Silva	0	1	10.80	1	1	0	0	0	5.0	10	6	6	0	1
<b>Totals</b>	<b>1</b>	<b>3</b>	<b>4.65</b>	<b>4</b>	<b>4</b>	<b>0</b>	<b>1</b>	<b>1</b>	<b>40.2</b>	<b>43</b>	<b>21</b>	<b>21</b>	<b>15</b>	<b>30</b>

#### GAME 1 Tuesday, October 5 at New York

Minnesota	0	0	1	0	0	1	0	0	0	—	2	7	0
New York	0	0	0	0	0	0	0	0	0	—	0	9	0
WP —Santana. LP —Mussina. Save —Nathan.													
Santana, Rincon (8), Nathan (9) and Blanco.													
Mussina, Gordon (8), Rivera (9) and Posada.													
HR—Jones. T—2:53. A—55,749.													

#### GAME 2 Wednesday, October 6 at New York

Minnesota	1	2	0	0	0	0	2	0	0	0	1	—	6	12	0
New York	1	0	2	0	1	0	1	0	0	0	2	—	7	9	0
WP —Quantrill. LP —Nathan.															
Radke, Balfour (7), Rincon (8), Nathan (10), Romero (12) and Blanco, Borders (7).															
Lieber, Gordon (7), Rivera (8), Sturtz (10), Quantrill (12) and Posada.															
HR—Jeter, Sheffield, Rodriguez, Hunter. T—4:19. A—56,354.															

#### GAME 3 Friday, October 8 at Minnesota

New York	0	3	0	0	0	4	1	0	0	—	8	14	1
Minnesota	1	0	0	0	0	0	0	0	3	—	4	12	1
WP —Brown. LP —Silva.													
Brown, Quantrill (7), Heredia (8), Sturtz (9), Rivera (9) and Posada.													
Silva, Romero (6), Crain (6), Mulholland (7) and Blanco, LeCroy (8).													
HR—Jones, Williams, Matsui. T—3:02. A—54,803.													

#### GAME 4 Saturday, October 9 at Minnesota

New York	0	0	1	0	0	0	0	4	0	0	1	—	6	11	0
Minnesota	1	0	0	1	3	0	0	0	0	0	0	—	5	12	1
WP —Rivera. LP —Lohse.															
Vazquez, Loaiza (6), Gordon (8), Rivera (10) and Posada.															
Santana, Balfour (4), Rincon (4), Nathan (8), Lohse (9) and Blanco, Borders (9).															
HR—Blanco, Sierra. T—4:16. A—52,498.															

# TWINS IN POST-SEASON

## 2006 DIVISION SERIES

### TWINS VS. OAKLAND ATHLETICS

ATHLETICS:	AVG	G	AB	R	H	2B	3B	HR	RBI	BB	SO	SB
Bocachica	.000	0	0	0	0	0	0	0	0	0	0	0
Bradley	.077	3	13	1	1	0	0	1	2	0	1	0
Chavez	.200	3	10	2	2	1	0	1	1	2	4	0
Ellis	.286	2	7	0	2	0	0	0	0	0	2	0
Jimenez	.000	2	4	0	0	0	0	0	0	0	1	0
Johnson	.000	0	0	0	0	0	0	0	0	0	0	0
Kendall	.214	3	14	1	3	1	0	0	1	0	4	0
Kielty	.000	0	0	0	0	0	0	0	0	0	0	0
Kotsay	.143	3	14	2	2	0	0	1	2	0	2	0
Melhuse	.000	0	0	0	0	0	0	0	0	0	0	0
Payton	.333	3	12	3	4	0	0	0	0	0	1	0
Scutaro	.333	3	12	1	4	4	0	0	6	0	1	0
Swisher	.300	3	10	3	3	2	0	0	1	2	2	0
Thomas	.500	3	10	3	5	1	0	2	2	2	1	0
<b>Totals</b>	<b>.245</b>	<b>3</b>	<b>106</b>	<b>16</b>	<b>26</b>	<b>9</b>	<b>0</b>	<b>5</b>	<b>15</b>	<b>6</b>	<b>19</b>	<b>0</b>

Pitchers:	W	L	ERA	G	GS	CG	SHO	SV	IP	H	R	ER	BB	SO
Blanton	0	0	0.00	0	0	0	0	0	0.0	0	0	0	0	0
Calero	1	0	0.00	1	0	0	0	0	1.0	0	0	0	1	1
Duchscherer	0	0	2.25	2	0	0	0	0	4.0	1	1	1	1	4
Gaudin	0	0	0.00	0	0	0	0	0	0.0	0	0	0	0	0
Harden	0	0	0.00	0	0	0	0	0	0.0	0	0	0	0	0
Haren	1	0	3.00	1	1	0	0	0	6.0	9	2	2	1	2
Kennedy	0	0	0.00	0	0	0	0	0	0.0	0	0	0	0	0
Loaiza	0	0	3.60	1	1	0	0	0	5.0	8	2	2	0	2
Saarloos	0	0	0.00	0	0	0	0	0	0.0	0	0	0	0	0
Street	0	0	3.00	3	0	0	0	2	3.0	4	1	1	1	1
Zito	1	0	1.13	1	1	0	0	0	8.0	4	1	1	3	1
<b>Totals</b>	<b>3</b>	<b>0</b>	<b>2.33</b>	<b>3</b>	<b>3</b>	<b>0</b>	<b>0</b>	<b>2</b>	<b>27.0</b>	<b>26</b>	<b>7</b>	<b>7</b>	<b>6</b>	<b>11</b>

TWINS:	AVG	G	AB	R	H	2B	3B	HR	RBI	BB	SO	SB
Bartlett	.273	3	11	0	3	1	0	0	0	0	2	0
Castillo	.273	3	11	0	3	0	0	0	0	3	3	0
Cuddyer	.250	3	12	2	3	0	1	1	1	0	2	0
Ford	.000	1	0	0	0	0	0	0	0	0	0	0
Hunter	.273	3	11	1	3	1	0	1	2	0	1	0
Kubel	.000	0	0	0	0	0	0	0	0	0	0	0
Mauer	.182	3	11	0	2	0	0	0	0	1	0	0
Morneau	.417	3	12	3	5	1	0	2	2	0	0	0
Nevin	.000	1	3	0	0	0	0	0	0	0	0	0
Punto	.167	3	12	0	2	0	0	0	0	0	1	0
Redmond	.000	0	0	0	0	0	0	0	0	0	0	0
Rodriguez	.000	0	0	0	0	0	0	0	0	0	0	0
Tyner	.000	2	6	0	0	0	0	0	0	2	2	1
White	.417	3	12	1	5	1	0	1	2	0	0	0
<b>Totals</b>	<b>.257</b>	<b>3</b>	<b>101</b>	<b>7</b>	<b>26</b>	<b>4</b>	<b>1</b>	<b>5</b>	<b>7</b>	<b>6</b>	<b>11</b>	<b>1</b>

Pitchers:	W	L	ERA	G	GS	CG	SHO	SV	IP	H	R	ER	BB	SO
Bonser	0	0	3.00	1	1	0	0	0	6.0	7	2	2	1	3
Crain	0	0	9.00	2	0	0	0	0	1.0	3	3	1	1	1
Guerrier	0	0	0.00	1	0	0	0	0	1.0	0	0	0	0	0
Nathan	0	0	0.00	1	0	0	0	0	0.2	1	0	0	0	1
Neshek	0	1	9.00	2	0	0	0	0	1.0	1	1	1	0	1
Perkins	0	0	0.00	1	0	0	0	0	0.1	2	0	0	0	0
Radke	0	1	6.75	1	1	0	0	0	4.0	5	4	3	1	2
Reyes	0	0	9.00	2	0	0	0	0	1.0	1	3	1	2	0
Rincon	0	0	3.00	2	0	0	0	0	3.0	1	1	1	0	3
Santana	0	1	2.25	1	1	0	0	0	8.0	5	2	2	1	8
Silva	0	0	0.00	0	0	0	0	0	0.0	0	0	0	0	0
<b>Totals</b>	<b>0</b>	<b>3</b>	<b>3.81</b>	<b>3</b>	<b>3</b>	<b>0</b>	<b>0</b>	<b>0</b>	<b>26.0</b>	<b>26</b>	<b>1</b>	<b>6</b>	<b>1</b>	<b>19</b>

#### GAME 1 Tuesday, October 3 at Minnesota

Oakland 0 2 0 0 0 0 0 0 1 — 3 7 0  
 Minnesota 0 0 0 0 0 0 1 0 1 — 2 5 2  
 WP—Zito. LP—Santana. Save—Street.  
 Zito, Street (9) and Kendall.  
 Santana, Crain (9), Neshek (9) and Mauer.  
 HR—Thomas (2), White. T—2:19. A—55,542.

#### GAME 2 Wednesday, October 4 at Minnesota

Oakland 0 0 0 0 2 0 2 0 1 — 5 11 0  
 Minnesota 0 0 0 0 0 2 0 0 0 — 2 9 0  
 WP—Calero. LP—Neshek. Save—Street.  
 Loaiza, Calero (6), Duchscherer (7), Street (9) and Kendall.  
 Bonser, Neshek (7), Reyes (7), Rincon (8), Nathan (9) and Mauer.  
 HR—Kotsay, Morneau, Cuddyer. T—3:02. A—55,710.

#### GAME 3 Friday, October 6 at Oakland

Minnesota 0 0 0 1 0 1 0 1 0 — 3 12 3  
 Oakland 0 2 2 0 0 0 4 0 x — 8 8 1  
 WP—Haren. LP—Radke.  
 Radke, Perkins (5), Rincon (5), Reyes (7), Crain (7), Guerrier and Mauer.  
 Haren, Duchscherer (7), Street (9) and Kendall.  
 HR—Hunter, Morneau, Chavez, Bradley. T—2:55. A—35,694.



# TWINS' POST-SEASON LEADERS

## BATTING

(MINIMUM OF 30 AT-BATS)

### BATTING AVERAGE

.347	Michael Cuddyer.....	2002, '03, '04, '06
.344	Steve Lombardozzi.....	1987
.333	Brian Harper.....	1991
.326	Chuck Knoblauch.....	1991
.314	Tony Oliva.....	1965, '69, '70

### AT-BATS

104	Dan Gladden.....	1987, '91
97	Kirby Puckett.....	1987, '91
91	Kent Hrbek.....	1987, '91
89	Greg Gagne.....	1987, '91
80	Torii Hunter.....	2002, '03, '04, '06

### HITS

30	Kirby Puckett.....	1987, '91
29	Dan Gladden.....	1987, '91
24	Torii Hunter.....	2002, '03, '04, '06
19	Greg Gagne.....	1987, '91
17	Michael Cuddyer.....	2002, '03, '04, '06

### HOME RUNS

5	Kirby Puckett.....	1987, '91
4	Greg Gagne.....	1987, '91
3	Harmon Killebrew.....	1965, '69, '70
	Tony Oliva.....	1965, '69, '70
	Gary Gaetti.....	1987
	Kent Hrbek.....	1987, '91
	Torii Hunter.....	2002, '03, '04, '06

### WALKS

14	Harmon Killebrew.....	1965, '69, '70
11	Kent Hrbek.....	1987, '91
9	Dan Gladden.....	1987, '91
8	Tom Brunansky.....	1987
	Kirby Puckett.....	1987, '91

### WINS

4	Jack Morris.....	1991
3	Bert Blyleven.....	1970, '87
	Frank Viola.....	1987
2	Mudcat Grant.....	1965
	Brad Radke.....	2002, '03, '04

### LOSSES

3	Jim Kaat.....	1965, '70
	Brad Radke.....	2002, '03, '04, '06
	Johan Santana.....	2002, '03, '04, '06
2	Kyle Lohse.....	2002, '03, '04
	Rick Reed.....	2002, '03
	Kevin Tapani.....	1991

### INNINGS-PIITCHED

36.1	Jack Morris.....	1991
35.0	Brad Radke.....	2002, '03, '04, '06
34.0	Johan Santana.....	2002, '03, '04, '06
31.1	Frank Viola.....	1987
28.1	Bert Blyleven.....	1970, '87

### WALKS

10	Jack Morris.....	1991
	Johan Santana.....	2002, '03, '04, '06
9	Dave Boswell.....	1965, '69
	Scott Erickson.....	1991
8	Frank Viola.....	1987
	David West.....	1991
	Brad Radke.....	2002, '03, '04, '06

### GAMES

24	Greg Gagne.....	1987, '91
	Dan Gladden.....	1987, '91
	Kent Hrbek.....	1987, '91
	Kirby Puckett.....	1987, '91
21	Torii Hunter.....	2002, '03, '04, '06

### RUNS

17	Dan Gladden.....	1987, '91
16	Kirby Puckett.....	1987, '91
15	Torii Hunter.....	2002, '03, '04, '06
12	Greg Gagne.....	1987, '91
10	Tom Brunansky.....	1987
	Kent Hrbek.....	1987, '91

### DOUBLES

8	Torii Hunter.....	2002, '03, '04, '06
6	Dan Gladden.....	1987, '91
5	Tony Oliva.....	1965, 1969, '70
	Greg Gagne.....	1987, '91
	Jacque Jones.....	2002, '03, '04

### RUNS BATTED IN

16	Kirby Puckett.....	1987, '91
15	Dan Gladden.....	1987, '91
12	Kent Hrbek.....	1987, '91
11	Tom Brunansky.....	1987
10	Greg Gagne.....	1987, '91

### STRIKEOUTS

23	Jacque Jones.....	2002, '03, '04
22	Greg Gagne.....	1987, '91
21	Corey Koskie.....	2002, '03, '04
17	Kirby Puckett.....	1987, '91
12	Dan Gladden.....	1987, '91
	Kent Hrbek.....	1987, '91
	Cristian Guzman.....	2002, '03, '04
	Michael Cuddyer.....	2002, '03, '04, '06

## PITCHING

(MINIMUM 10 INNINGS)

### GAMES STARTED

6	Brad Radke.....	2002, '03, '04, '06
5	Jack Morris.....	1991
	Johan Santana.....	2002, '03, '04, '06
	Frank Viola.....	1987
4	Bert Blyleven.....	1970, '87
	Jim Kaat.....	1965, '70
	Kevin Tapani.....	1991

### ERA

1.35	Dave Boswell.....	1965, '69
1.65	Eric Milton.....	2002, '03
2.23	Jack Morris.....	1991
2.70	Jeff Reardon.....	1987
2.74	Mudcat Grant.....	1965

### SAVES

5	Rick Aguilera.....	1991
3	Jeff Reardon.....	1987
	Eddie Guardado.....	2002, '03
1	Juan Berenguer.....	1987
	Joe Nathan.....	2004

### STRIKEOUTS

32	Johan Santana.....	2002, '03, '04, '06
25	Frank Viola.....	1987
23	Bert Blyleven.....	1970, '87
22	Jack Morris.....	1991
17	Brad Radke.....	2002, '03, '04, '06

# 2010 MINNESOTA TWINS SCHEDULE

DATE	DAY	OPPONENT	TIME	DATE	DAY	OPPONENT	TIME
4/5	Monday	at Los Angeles (AL)	TBA	7/7	Wednesday	at Toronto	TBA
4/6	Tuesday	at Los Angeles (AL)	TBA	7/8	Thursday	at Toronto	TBA
4/7	Wednesday	at Los Angeles (AL)	TBA	7/9	Friday	at Detroit	TBA
4/8	Thursday	at Los Angeles (AL)	TBA	7/10	Saturday	at Detroit	TBA
4/9	Friday	at Chicago (AL)	TBA	7/11	Sunday	at Detroit	TBA
4/10	Saturday	at Chicago (AL)	TBA	7/12	Monday	All-Star Break	
4/11	Sunday	at Chicago (AL)	TBA	7/13	Tuesday	All-Star Break	
4/12	Monday	Boston	3:10	7/14	Wednesday	All-Star Break	
4/13	Tuesday	Off Day		7/15	Thursday	Chicago (AL)	7:10
4/14	Wednesday	Boston	12:10	7/16	Friday	Chicago (AL)	7:10
4/15	Thursday	Boston	12:10	7/17	Saturday	Chicago (AL)	6:10
4/16	Friday	Kansas City	7:10	7/18	Sunday	Chicago (AL)	1:10
4/17	Saturday	Kansas City	12:10	7/19	Monday	Cleveland	7:10
4/18	Sunday	Kansas City	1:10	7/20	Tuesday	Cleveland	7:10
4/19	Monday	Off Day		7/21	Wednesday	Cleveland	12:10
4/20	Tuesday	Cleveland	7:10	7/22	Thursday	at Baltimore	TBA
4/21	Wednesday	Cleveland	7:10	7/23	Friday	at Baltimore	TBA
4/22	Thursday	Cleveland	12:10	7/24	Saturday	at Baltimore	TBA
4/23	Friday	at Kansas City	TBA	7/25	Sunday	at Baltimore	TBA
4/24	Saturday	at Kansas City	TBA	7/26	Monday	at Kansas City	TBA
4/25	Sunday	at Kansas City	TBA	7/27	Tuesday	at Kansas City	TBA
4/26	Monday	Off Day		7/28	Wednesday	at Kansas City	TBA
4/27	Tuesday	at Detroit	TBA	7/29	Thursday	Off Day	
4/28	Wednesday	at Detroit	TBA	7/30	Friday	Seattle	7:10
4/29	Thursday	at Detroit	TBA	7/31	Saturday	Seattle	6:10
4/30	Friday	at Cleveland	TBA	8/1	Sunday	Seattle	1:10
5/1	Saturday	at Cleveland	TBA	8/2	Monday	at Tampa Bay	TBA
5/2	Sunday	at Cleveland	TBA	8/3	Tuesday	at Tampa Bay	TBA
5/3	Monday	Detroit	7:10	8/4	Wednesday	at Tampa Bay	TBA
5/4	Tuesday	Detroit	7:10	8/5	Thursday	at Tampa Bay	TBA
5/5	Wednesday	Detroit	12:10	8/6	Friday	at Cleveland	TBA
5/6	Thursday	Baltimore	7:10	8/7	Saturday	at Cleveland	TBA
5/7	Friday	Baltimore	7:10	8/8	Sunday	at Cleveland	TBA
5/8	Saturday	Baltimore	12:10	8/9	Monday	Off Day	
5/9	Sunday	Baltimore	1:10	8/10	Tuesday	at Chicago (AL)	TBA
5/10	Monday	Off Day		8/11	Wednesday	at Chicago (AL)	TBA
5/11	Tuesday	Chicago (AL)	7:10	8/12	Thursday	at Chicago (AL)	TBA
5/12	Wednesday	Chicago (AL)	12:10	8/13	Friday	Oakland	7:10
5/13	Thursday	Off Day		8/14	Saturday	Oakland	6:10
5/14	Friday	at New York (AL)	TBA	8/15	Sunday	Oakland	1:10
5/15	Saturday	at New York (AL)	TBA	8/16	Monday	Off Day	
5/16	Sunday	at New York (AL)	TBA	8/17	Tuesday	Chicago (AL)	7:10
5/17	Monday	at Toronto	TBA	8/18	Wednesday	Chicago (AL)	7:10
5/18	Tuesday	at Toronto	TBA	8/19	Thursday	Chicago (AL)	7:10
5/19	Wednesday	at Boston	TBA	8/20	Friday	Los Angeles (AL)	7:10
5/20	Thursday	at Boston	TBA	8/21	Saturday	Los Angeles (AL)	6:10
5/21	Friday	Milwaukee	7:10	8/22	Sunday	Los Angeles (AL)	1:10
5/22	Saturday	Milwaukee	6:10	8/23	Monday	at Texas	TBA
5/23	Sunday	Milwaukee	1:10	8/24	Tuesday	at Texas	TBA
5/24	Monday	Off Day		8/25	Wednesday	at Texas	TBA
5/25	Tuesday	New York (AL)	7:10	8/26	Thursday	at Texas	TBA
5/26	Wednesday	New York (AL)	7:10	8/27	Friday	at Seattle	TBA
5/27	Thursday	New York (AL)	7:10	8/28	Saturday	at Seattle	TBA
5/28	Friday	Texas	7:10	8/29	Sunday	at Seattle	TBA
5/29	Saturday	Texas	6:10	8/30	Monday	Off Day	
5/30	Sunday	Texas	1:10	8/31	Tuesday	Detroit	7:10
5/31	Monday	at Seattle	TBA	9/1	Wednesday	Detroit	7:10
6/1	Tuesday	at Seattle	TBA	9/2	Thursday	Detroit	7:10
6/2	Wednesday	at Seattle	TBA	9/3	Friday	Texas	7:10
6/3	Thursday	at Seattle	TBA	9/4	Saturday	Texas	6:10
6/4	Friday	at Oakland	TBA	9/5	Sunday	Texas	1:10
6/5	Saturday	at Oakland	TBA	9/6	Monday	Kansas City	1:10
6/6	Sunday	at Oakland	TBA	9/7	Tuesday	Kansas City	7:10
6/7	Monday	Off Day		9/8	Wednesday	Kansas City	7:10
6/8	Tuesday	Kansas City	7:10	9/9	Thursday	Off Day	
6/9	Wednesday	Kansas City	7:10	9/10	Friday	at Cleveland	TBA
6/10	Thursday	Kansas City	7:10	9/11	Saturday	at Cleveland	TBA
6/11	Friday	Atlanta	7:10	9/12	Sunday	at Cleveland	TBA
6/12	Saturday	Atlanta	6:10	9/13	Monday	Off Day	
6/13	Sunday	Atlanta	1:10	9/14	Tuesday	at Chicago (AL)	TBA
6/14	Monday	Off Day		9/15	Wednesday	at Chicago (AL)	TBA
6/15	Tuesday	Colorado	7:10	9/16	Thursday	at Chicago (AL)	TBA
6/16	Wednesday	Colorado	7:10	9/17	Friday	Oakland	7:10
6/17	Thursday	Colorado	12:10	9/18	Saturday	Oakland	12:10
6/18	Friday	at Philadelphia	TBA	9/19	Sunday	Oakland	1:10
6/19	Saturday	at Philadelphia	TBA	9/20	Monday	Cleveland	7:10
6/20	Sunday	at Philadelphia	TBA	9/21	Tuesday	Cleveland	7:10
6/21	Monday	Off Day		9/22	Wednesday	Cleveland	12:10
6/22	Tuesday	at Milwaukee	TBA	9/23	Thursday	Off Day	
6/23	Wednesday	at Milwaukee	TBA	9/24	Friday	at Detroit	TBA
6/24	Thursday	at Milwaukee	TBA	9/25	Saturday	at Detroit	TBA
6/25	Friday	at New York (NL)	TBA	9/26	Sunday	at Detroit	TBA
6/26	Saturday	at New York (NL)	TBA	9/27	Monday	at Kansas City	TBA
6/27	Sunday	at New York (NL)	TBA	9/28	Tuesday	at Kansas City	TBA
6/28	Monday	Detroit	7:10	9/29	Wednesday	at Kansas City	TBA
6/29	Tuesday	Detroit	7:10	9/30	Thursday	Toronto	7:10
6/30	Wednesday	Detroit	12:10	10/1	Friday	Toronto	7:10
7/1	Thursday	Tampa Bay	7:10	10/2	Saturday	Toronto	12:10
7/2	Friday	Tampa Bay	7:10	10/3	Sunday	Toronto	1:10
7/3	Saturday	Tampa Bay	6:10				
7/4	Sunday	Tampa Bay	1:10				
7/5	Monday	Off Day					
7/6	Tuesday	at Toronto	TBA				

All times central  
Schedule and times subject to change

# MINNESOTA TWINS AND THE H.H.H. METRODOME

## POST-SEASON MEDIA INFORMATION

### DIVISION SERIES SCHEDULE

Wednesday, October 7 - Minnesota Twins at New York Yankees (5:07 pm CT)  
Thursday, October 8 - Off Day  
Friday, October 9 - Minnesota Twins at New York Yankees (5:07 pm CT)  
Saturday, October 10 - Off Day  
Sunday, October 11 - New York Yankees at Minnesota Twins (TBA)  
Monday, October 12 (if necessary) - New York Yankees at Minnesota Twins (TBA)  
Tuesday, October 13 - Off Day  
Wednesday, October 14 (if necessary) - Minnesota Twins at New York Yankees (TBA)  
**All Division Series games to be televised by TBS**

### AMERICAN LEAGUE CHAMPIONSHIP SERIES SCHEDULE

Friday, October 16 - TBA  
Saturday, October 17 - TBA  
Sunday, October 18 - Off Day  
Monday, October 19 - TBA  
Tuesday, October 20 - TBA  
Wednesday, October 21 - Off Day  
Thursday, October 22 (if necessary) - TBA  
Friday, October 23 - Off Day  
Saturday, October 24 (if necessary) - TBA  
Sunday, October 25 (if necessary) - TBA  
**All American League Championship Series games to be televised by the FOX**

### WORLD SERIES SERIES SCHEDULE

Wednesday, October 28 at A.L. Champions - TBA  
Thursday, October 29 at A.L. Champions - TBA  
Friday, October 30 - Off Day  
Saturday, October 31 at N.L. Champions - TBA  
Sunday, November 1 at N.L. Champions - TBA  
Monday, November 2 (if necessary) at N.L. Champions - TBA  
Tuesday, November 3 - Off Day  
Wednesday, November 4 (if necessary) at A.L. Champions - TBA  
Thursday, November 5 (if necessary) at A.L. Champions - TBA  
**All World Series games to be televised by the FOX Network**

### CREDENTIAL PICKUP

Credentials for the Division Series will be available outside of Gate F at the Metrodome, at the Credential Pickup Window, located on the corner of Kirby Puckett Place and Fifth Street. Credentials for any ALCS or World Series games that could be played at the Metrodome will be available for pick-up at the same location. Media buses for the World Series will drop-off in an area adjacent to Gate F and the credential pick-up areas. Please remember that a valid, matching photo ID will be required for all credential pick-ups.

### MEDIA ENTRANCE

All media will enter through Gate F on the southwest side of the Metrodome. Due to upgraded security procedures, all carrying cases will be searched and tagged prior to entering the ballpark. The main baseball press box is located directly across the Metrodome concourse from Gate F. The auxiliary press area will be located in the football press box. Those who are assigned to the football press box will need to enter through Gate F, go right and follow the main concourse until they reach Section 109, located adjacent to the football press box. Workroom assignees should enter through Gate F, go right, follow the concourse and take the passenger elevator located between Section 115 and Gate D from the main concourse down to L2, where they will see signs directing them to their location. For World Series games the auxiliary press areas will be located in Sections 216.

### CLUBHOUSE ACCESS

Both clubhouses will be closed to the media prior to all post-season games. The clubhouses will open to those possessing authorized clubhouse identification 10 minutes after the conclusion of the game, with the exception of a clinch situation when the winning clubhouse opens immediately and the losing clubhouse within 5 minutes of the end of the game.

### PHOTO AREAS

Besides the field level positions on the first and third base sides, there are six positions in the first row of the outfield in sections 100, 101 and 141. Select upper-deck camera wells are also available.

### FIELD ACCESS

Access to the playing field is through three locations: the first base dugout, the third base dugout and the field ramp in right field. From the baseball press box, the first and third base entrances can be accessed by taking either a right or left from the bottom of the stairwell and taking the stairs located across from the visiting and home team clubhouses down to the field. From the football press box/workroom/interview room area, the right field location is located directly down the field ramp across from the interview room, while the first and third base locations can be reached by taking a left from the interview room and following the concourse around to each stairwell. From Section 216, take the passenger elevator located in the upper concourse down to L2 and access the field through the right field entrance located down from the interview room area. There is no field access from the clubhouse. No one under the age of 18 is permitted on the field, and anyone seen taking personal photographs or seeking autographs will have their credential revoked immediately. The field will be cleared of all non-uniformed personnel at the end of the visiting team's batting practice.

### INTERVIEW ROOM

The interview room is located on the field level of the Metrodome, beneath the media workroom in the area beneath the right field corner of the Metrodome. From the baseball press box, take a left out of the stairwell and follow the concourse past the visiting clubhouse and down the concourse ramp, taking a right at the bottom. From the football press box, take a right out of the stairwell and the concourse will lead to the interview area, located on the left. All interview sessions will be available on the monitors in the media work areas, as well as written transcripts when completed during LCS and World Series games.

### MEAL SERVICE

Box lunches will be served in the media workroom to all members of the media, with a valid credential. There will be drink service available in media workroom.