

2023 MINNESOTA TWINS POSTSEASON

MEDIA GUIDE



AL CENTRAL DIVISION

CHAMPIONS™



AL CENTRAL DIVISION
CHAMPIONS
2023



TARGET FIELD



AL CENTRAL DIVISION
CHAMPIONS
2023



AL CENTRAL DIVISION CHAMPIONS 2023

AL CENTRAL DIVISION CHAMPIONS 2023

AL CENTRAL DIVISION
CHAMPIONS
2023



TABLE OF CONTENTS

At a Glance, Twins	141	Ejections	142
Attendance Summary	146	Extra-Inning Games	144
Batting Data:		Highs and Lows, Twins	141-142
Final Stats	130-131	Interleague Play	168
Home Runs, Twins	138-139	Last At-Bat, Games Decided In	143
Home Runs By Position	138	Leadership History, Twins	7
Misc. Home Run Data	145	Minor Leagues:	
Multi-Hit/Multi-RBI Games	146	Affiliates Stats	172-177
Scoring By Inning	148	Awards	178-179
Starting Lineup By Batting Order/Position	148	Directory	170
Blown Leads	144	Draft, Twins	180
Bios:		Recaps	171
Baldelli, Rocco	12-14	Monthly Stats, Team	145
Coaches	15-25	Opponents	151-168
Players, 2023 Twins	27-126	Outfield Assists	148
Pohlad, Jim	7	Pitching Data:	
Pohlad, Joe	8	Bullpen Info	145
St. Peter, Dave	9	Final Stats	132
Falvey, Derek	10	Postseason	181-211
Levine, Thad	10	Pre-ASG Stats	147
Club Directory	2-6	Post-ASG Stats	149
Club Stats, Twins	131	Record When Scoring, 2023	146
Come From Behind Wins	144	Schedule, 2024	212
Commonly Used Lineup	141	Standings, Final Major League	130
Day-By-Day, Twins	133-135	Transactions, Twins	138-140
Injured List, Twins	143	Walk-Off Victories	149

POSTSEASON GUIDE SECTIONS:

Front Office Directory/Bios	1-10	Statistics	129-150
Coaches and Staff	11-26	Opponents	151-168
Player Bios	27-126	Minor Leagues	169-180
Players Who Did Not Finish With Twins	127-128	Postseason History	181-212



Twin Cities[™]

The 2023 Minnesota Twins Postseason Guide was researched, written and edited by Dustin Morse, Mitch Hestad, Matt Hodson, Nina Zimmerman, Mauricio Ortiz, Alyssa Gomez and Andrew Polk and is based on information available through October 1, 2023. All statistics were provided by Major League Baseball and are considered unofficial. Images courtesy of Brace Hemmelgarn, Connor Cunningham, Wayne Kryduba, Bruce Kluckhohn, Getty Images and MLB Photos. The information contained is copyrighted and prepared for the use of members of the media. Those wishing to use any of the enclosed material for commercial purposes should contact the Minnesota Twins Communications department. Cover art by Rachel Haselhorst and Micah Tweeten.

MINNESOTA TWINS BASEBALL CLUB

TARGET FIELD



1 Twins Way

Minneapolis, MN 55403

Telephone (612) 659-3400

Ticket Information: (612) 33-TWINS or 1-800-33-TWINS

@Twins • facebook.com/twins • www.twinsbaseball.com

EXECUTIVE BOARD

BILL POHLAD

JIM POHLAD

BOB POHLAD

JOE POHLAD

DAVE ST. PETER

ADMINISTRATION

Control Owner.....	Jim Pohlad
Executive Chair.....	Joe Pohlad
President & Chief Executive Officer.....	Dave St. Peter
President, Baseball Operations.....	Derek Falvey
Executive Vice President, Chief Administrative Officer/Chief Financial Officer.....	Kip Elliott
Executive Vice President, Chief Business Officer.....	Meka Morris
Senior Vice President, Chief Technology Officer.....	John Avenson
Senior Vice President, Consumer Revenue.....	Mike Clough
Senior Vice President, General Counsel.....	Mary Giesler
Senior Vice President, Operations.....	Matt Hoy
Senior Vice President, Chief Strategy Officer.....	Jason Lee
Senior Vice President, Human Resources.....	Leticia Silva
Senior Vice President, General Manager.....	Thad Levine
Senior Director, Ballpark Development and Planning.....	Dan Starkey
Deputy General Counsel.....	Mari Guttman
Senior Associate Counsel.....	Wyatt Littles
Senior Executive Assistant.....	Danielle Berg
Executive Assistants.....	Tina Flowers, Rachel Snyder
Special Assistants.....	Bert Blyleven, Rod Carew, Kent Hrbek, Tom Kelly, Jack Morris, Tony Oliva

BASEBALL OPERATIONS

Vice President, Assistant General Manager.....	Daniel Adler
Vice President, Assistant General Manager.....	Jeremy Zoll
Vice President, Special Assistant to Baseball Operations.....	Rob Antony
Vice President, Hitting Development & Acquisitions.....	Alex Hassan
Vice President, Amateur Scouting.....	Sean Johnson
Vice President, Baseball Operations Strategy & Innovation.....	Josh Kalk
Special Assistants to Baseball Operations.....	Michael Cuddyer, LaTroy Hawkins, Paul Molitor, Justin Morneau
Special Assistant, Player Personnel.....	Kevin Goldstein
Pitching Development & Acquisitions Specialist.....	Matt Daniels
Senior Advisor, Scouting.....	Deron Johnson
Senior Director, Team Travel.....	Mike Herman
Director, Baseball Research.....	Dane Sorensen
Director, Baseball Technology.....	Sean Harlin
Director, Latin America Scouting.....	Roman Barinas
Director, Player Development.....	Drew MacPhail
Director, Professional Player Procurement.....	Brad Steil
Director, Player Education.....	Amanda Daley
Director, Minor League & High Performance.....	Brian Maloney
Assistant Director, Amateur Scouting.....	Tim O'Neil
Assistant Director, Baseball Operations.....	Nick Beauchamp
Assistant Director, Baseball Research.....	Kevin Wright
Assistant Directors, Player Development.....	Tommy Bergjans, Frankie Padulo
Assistant Director, Professional Player Procurement.....	Navery Moore
Assistant Director, Florida & Dominican Operations.....	Victor Gonzalez
Assistant Director/Coach, Sports Science.....	Martijn Verhoeven
Assistant Director, Player Development Research.....	Josh Ruffin
Manager, Scouting Research.....	Ezra Wise
Manager, Minor League Operations.....	Jason Davila

BASEBALL OPERATIONS (CONTINUED)

Managers, International Scouting	Andreina Salas Guzmán, Iván Verástica Mora
Manager, Baseball Operations	Hailey Leviton
Manager, Baseball Technology-Major League.....	David Jeffrey
Manager, Baseball Technology-Minor League.....	Tyler Schmitz
Biomechanist, Sports Science	Chris Curran, JJ Lamb
Coordinator, Amateur Scouting	Annika Mau
Coordinators, Professional Player Procurement.....	Chris Mitchell
Coordinator, Minor League Operations	Lisa Maria Tolentino
Analyst, Advance Scout	Holden Bridge
Analysts, Baseball Research	Jake Bensky, Santiago Caride, Andrew Ettel, Grey Wilburn, Monica Williams
Analyst, Player Development	Chad Raines
Analyst, Player Development Research.....	Nihar Maskara
Analyst Engineer, Core Research	Dorothy Leshner
Analyst, Pro Scouting	Sam Isenberg
Analysts, Sports Science	James Barber, Colin Robertson
Analyst, Scouting Research.....	George Miller
Supervisor, Language & Culture Development	Linda Merlo
Major League Quality Control Coach	Nate Dammann

BALLPARK OPERATIONS

Vice President, Ballpark Operations.....	Dave Horsman
Senior Director, Facilities	Gary Glawe
Senior Director, Guest Experience.....	Patrick Forsland
Senior Director, Security	Jeff Beahen
Director, Ballpark Maintenance.....	Dana Minion
Director, Team Security.....	Charles Adams III
Director, Target Field Events.....	Quinn Handahl
Head Groundskeeper	Larry DiVito
Senior Manager, Guest Services	Bryan Johnson
Manager, Field Maintenance.....	Jarad Alley
Manager, Guest Services.....	Michelle Bubon
Manager, Tours & Event Support	Ivan Cardona
Manager, Event Services	Lauren Harvey
Manager, Ballpark Operations.....	Ryan Heithner
Manager, Event Security.....	Randy Hofstad
Manager, Building Security	Steve Sattig
Manager, Event Sales.....	Alyssa Shultz
Manager, Grounds.....	Trent Waters
Supervisor, Grounds Quality Control.....	Reid Olson
Supervisor, Tarp Crew.....	Ian Almqvist
Coordinator, Ballpark Operations	William Heise
Coordinator, Office Services	Nora Lund
Coordinator, Ballpark Tours.....	Kaitlyn Olson
Coordinator, Target Field Events.....	Brenda Wu
Associate, Office Services	Alex Fisher
Associate, Target Field Events.....	Grace Rogers
Facilities Engineer.....	Ryan Rikkola
Maintenance Mechanics.....	Dan Deephouse, Aaron Goldenstein, Taylor McCabe
Master Electrician/Project Manager	Jason Bifulk
Electrician/Maintenance Mechanic	William Barnes
Maintenance Mechanic/Painter.....	Matthew Saros

BRAND PARTNERSHIPS

Vice President, Brand Partnerships.....	Sean Moore
Senior Director, Partnership	Amelia Johnson
Director, Radio Broadcast Sales.....	Doug Beck
Director, Partnership Research & Strategy	Will Clayton
Director, Partnerships and Florida Business Development	Phylicia Douglas
Director, Brand Partnership Development	Chad Jackson
Senior Manager, Radio Partnerships & Administration	Amy Johnson
Senior Manager, Brand Partnership Development	Trevor Wallace
Manager, Partnership Activation	Alexa Bartels

BRAND PARTNERSHIPS (CONTINUED)

Manager, Partnership Research & Strategy.....	Kevin Nelson
Account Manager, Partnership Activation.....	Katie Amys
Account Specialists, Partnership Activation.....	Meghan McNaney, Justine Miller, Cole Vande Vegte

BROADCAST

Director, Broadcast.....	Andrew Halverson
Radio Network Producer.....	Mark Genosky
Radio Network Play-by-Play.....	Cory Provus
Radio Network Play-by-Play/Analyst.....	Dan Gladden
Radio Network Studio Host.....	Kris Atteberry
Radio Network Host/Assistant Producer.....	Lexi Schweinert
Radio Engineer.....	Kyle Hammer
Television Play-by-Play.....	Dick Bremer
Television Analysts.....	LaTroy Hawkins, Justin Morneau, Glen Perkins, Roy Smalley
Spanish Radio Play-by-Play.....	Alfonso Fernandez
Spanish Radio Analyst.....	Tony Oliva

BUSINESS STRATEGY & ANALYTICS

Senior Director, Strategy & Insights.....	Brandon Johnson
Senior Director, Innovation & Growth.....	Chris Iles
Director, Business Intelligence & Analytics.....	Lisa Moschkau
Senior Analysts, Business Intelligence & Analytics.....	Angela Hawkins, Jeffrey Yang
Senior Analyst, Strategy & Insights.....	Eric Gebeke
Senior Manager, CRM & Business Intelligence.....	Tomas Benzo
Senior Strategist, Fan Insights.....	Hannah Luehman
Analyst, Business Intelligence & Analytics.....	Owen Council

CLUBHOUSE

Equipment Manager.....	Rod McCormick
Visiting Clubhouse Manager.....	Marcus McKenzie
Assistant Manager, Home Clubhouse.....	Tim Burke
Assistant, Home Clubhouse.....	Frank Hanzlik
Head Performance Chef.....	Kyle McCleary
Bullpen Catchers.....	Anderson De La Rosa, Connor Olson

COMMUNITY ENGAGEMENT

Vice President, Community Engagement.....	Nancy O'Brien
Senior Director, Community Engagement & Executive Director, Minnesota Twins Community Fund.....	Kristin Rortvedt
Director, Community Engagement/Events.....	Julie Vavruska
Manager, Community Impact.....	Hannah Bremer
Manager, Youth Engagement.....	Chelsey Falzone
Coordinators, Community Engagement.....	Mackenzie Bongard, Wesley Jones, Viridiana Arevalo Martinez
Coordinator, Youth Baseball & Softball.....	Kobi Allen
Mascot Assistant.....	Steven Alexander

FINANCE & PROCUREMENT

Vice President, Finance.....	Andy Weinstein
Senior Director, Procurement.....	Bud Hanley
Director, Accounting.....	Lori Windschitl
Senior Manager, Accounting.....	Matt Fernholz
Senior Manager, Financial Planning & Analysis.....	Mike Kramer
Senior Manager, Procurement.....	Mike Sather
Senior Manager, Ticket Accounting.....	Jerry McLaughlin
Senior Accountant.....	Lyndsey Taylor
Senior Coordinator, Accounts Payable.....	Amy Fong-Christianson
Coordinator, Procurement.....	Danielle Jorgenson

HUMAN RESOURCES

Senior Director, Compensation & Benefits.....	Lori Beasley
Director, Inclusion & People Development.....	Cecilia Lettner
Director, Human Resources.....	Jen Lundquist
Senior Human Resources Generalist.....	Holly Corbin
Senior Administrator, Payroll.....	Molly Partyka

HUMAN RESOURCES (CONTINUED)

Benefits Specialist	Kate Rollwagen
Human Resources Specialist/Recruiter	Emily van der Hagen
Analyst, HRIS	Katy Maring
Coordinator, Human Resources	Rafael Lewis

MARKETING & COMMUNICATIONS

BRAND MARKETING

Vice President, Brand Marketing	Heather Hinkel
Director, Brand Marketing	Becky Holten
Senior Manager, Owned Marketing & Social Content	Brea Prokop
Senior Manager, Project Lead	Corrina Wertzberger
Senior Manager, Special Events & Promotions	Heather Rajeski
Manager, Owned Marketing & Content	Mac Slavin
Manager, Paid Marketing & Content	Abby Martinson
Manager, Authentics & Retail Marketing	Dominic Toeller
Coordinator, Social Media	Kassie Dunnihoo
Coordinator, Brand Marketing	Sadie Keller
Assistant, Owned Marketing	Colin Carpenter

COMMUNICATIONS & CONTENT

Vice President, Communications & Content	Dustin Morse
Director, Game Day Experience	Sam Henschen
Director, Business Communications	Matt Hodson
Director, Creative Productions & Content	Jake Schmidt
Senior Manager, Baseball Communications	Mitch Hestad
Senior Manager, Gameday Entertainment & Design	Jeremy Loosbrock
Manager, Scoreboard & Event Production	Jim Diehl
Manager, Content & Photography	Brace Hemmelgarn
Senior Motion Graphics Producer	Matt Semke
Manager, Video Production	Peter Nelson
Graphic Designers	Rachel Haselhorst, Micah Tweeten
Coordinator, Communications	Nina Zimmerman
Coordinator, Communications/Interpreter	Mauricio Ortiz
Coordinator, Video Content	Kamdyn Fogo
Coordinator, Motion Graphics	Robin Gerke
Coordinator, Video Production	Daniel Coomey
Team Curator	Clyde Doepner

MEDICAL & PERFORMANCE STAFF

Director, Medical High Performance	Dr. Chris Camp
Medical Director, Emeritus	Dr. John Steubs
Orthopedic Physicians	Dr. Corey Wulf
Internal Medicine Physicians	Dr. Amy Beacom, Dr. Rahul Kapur, Dr. David Olson
Major League Sports Psychologist	Dr. Justin Anderson, Carlos Coto
Minor League Sports Psychologist	Anabel Carter, Omar Figueroa, Dr. Jaimie Rubin
Head Athletic Trainer	Nick Paparesta
Assistant Major League Athletic Trainers	Masamichi Abe, Jason Kirkman
Director, Strength and Conditioning	Ian Kadish
Major League Physical Therapist	Adam Diamond
Coordinator, Minor League Athletic Training	Bryan Housand
Coordinator, Minor League Medical Administration	Chad Jackson
Coordinator, Latin American Medical Administration	Axel Lopez
Minor League Physical Therapists	Nick Coberly, Christian Hintz, Danielle Honnette, Edwin Porras
Massage Therapist	Kelli Bergheim
Director, Performance Nutrition	Kara Lynch
Performance Dietician	Alana Widen
Assistant, Performance Nutrition	Isabella Burrola

TECHNOLOGY

Senior Director, Baseball Systems	Jeremy Raadt
Senior Director, Business Systems	Wade Navratil
Director, Information Security	Robert Jacoby

TECHNOLOGY (CONTINUED)

Director, Technology Infrastructure.....	Tony Persio
Senior Manager, Business Systems.....	Shelley Andrew
Manager, Technology Services.....	Ryan Schmit
Senior Data Engineer, Business Systems.....	Jason Neubauer
Senior Data Engineer, Baseball Systems.....	Josh Kragness, Jared Parish, Hans Van Slooten
Senior Data Quality Engineer, Baseball Systems.....	Brad Ankrom
Senior Developer, Baseball Systems.....	Nick Winegar
Developer, Baseball Systems.....	Anthony Metcalfe
Developer, Business Systems.....	Alex Lyzhoff
Technology Systems Administrator.....	Bilal Ghandour
Cloud Engineer, Technology Infrastructure.....	Alex Manton
Data Quality Engineer, Baseball Systems.....	John Edman
Data Engineer, Business Systems.....	Michael Clark
Engineer, Production Technology.....	Blake LaBarre
Technology Operations Specialist.....	Savelle Anthony, Jack Olson
Junior Developer, Business Systems.....	Heather Bjoin
Junior Data Engineer, Business Systems.....	Lin Pierce

TICKET OPERATIONS

Vice President, Ticket Operations.....	Paul Froehle
Senior Director, Ticket Operations/Technology.....	Mike Stiles
Director, Florida Business Operations.....	Mark Weber
Senior Manager, Ticket Operations/Special Events.....	Ashley Geldert
Manager, Ticket Operations/Solutions.....	Colleen Seeker
Manager, Call Center/Fan Services.....	Chris Frogge
Manager, Ticket Operations/Technology.....	Kelton Splett
Senior Coordinator, Ticket Operations.....	Nick Doncits
Coordinator, Call Center/Fan Services.....	Briar Reichenbach
Associate, Ticket Operations.....	Jon Arends, Aaron Detert
Associate, Call Center.....	Dell Drey, Teriq Massie

TICKET SALES & SERVICE

Vice President, Ticket Sales & Strategy.....	Eddie Eixenberger
Senior Director, Suites & Premium Seating.....	P.J. Williams
Senior Director, Ticket Service & Retention.....	Eric Hudson
Senior Director, Ticket Strategy & New Business.....	Rob Malec
Director, Group Sales & Service.....	Phil McMullen
Director, Season Membership & Retention.....	Craig Gumz
Director, New Business Development.....	Bryan Van Den Bosch
Manager, Inside Sales.....	Jack Heruth
Manager, Premium & Club Seating.....	Alex Hover
Manager, Suites & Premium Seating.....	Emily Hagen
Manager, Suite & Premium Sales.....	Todd Krulwich
Senior Business Development Executives.....	Ben Gorman, Jeff Hackenmueller, Quinn Hammond, Luke Phifer
Senior Group Sales & Service Executive.....	Luis Breazeale, Peter Farley
Senior Premium Sales & Service Executive.....	Cory Johnson
Senior Season Ticket Sales & Service.....	Brian Bessler, Andrea McLaughlin
Business Development Executives.....	Tyrone Mattison, Andrew Praml, Major Postma
Group Ticket Sales & Service Executives.....	Nate Anderson, Jake Langer, Liz Pilarski, Ryan Thomson
Premium Services Executives.....	Gaby Kuehn, Shannon Stagliano
Season Ticket Sales & Service Executives.....	Victoria Cole, Nick Sarnicki, Shea Swanson
Inside Sales & Service Executives.....	Jake Beeson, Brandon Schmah, Evan Wong
Business Events Specialist.....	Joe Morin
Coordinator, Ticket Sales & Service.....	Jenna Bohanski, Yeji Jeong
Inside Sales & Service Representatives.....	Anne Colwell, Carter Elliott, Peter Krah, Raven Tittle



JIM POHLAD

CONTROL OWNER



2023 marked Jim Pohlad's 40th season with the Minnesota Twins, owned by the Pohlad family since 1984. As Control Owner, Jim serves as the club's primary liaison with Major League Baseball.

In addition to his position with the Twins, Jim oversees Pohlad Companies' Sports and Entertainment Group, Real Estate (United Properties) Group and the Pohlad Investment Management Group. He also serves on several committees for Major League Baseball.

Through his leadership role on the board of the Pohlad Family Foundation, Jim is engaged in programs that work to reduce disparities among families and youth experiencing homelessness in the Twin Cities. In 2020, the Pohlad Family announced a \$25 million commitment to racial justice efforts. Jim, along with his brothers, Bill and Bob, were

named People of the Year in 2022 by *Twin Cities Business* magazine.

Jim resides with his family in the city of Minneapolis.



TWINS LEADERSHIP HISTORY

OWNERSHIP

Carl R. Pohlad Family, 1984-present
Calvin R. Griffith Family, 1961-84

PRESIDENTS/CEO'S

Dave St. Peter, 2002-present
Jerry Bell, 1987-2002
Chris Clouser, 2000
Howard Fox, 1984-87
Calvin Griffith, 1961-84

CHIEF BASEBALL OFFICERS, PRESIDENTS OF BASEBALL OPS

Derek Falvey, 2016-present

GENERAL MANAGERS

Thad Levine, 2016-present
Terry Ryan, 1994-2007, 2011-16
Bill Smith, 2007-11
Andy MacPhail, 1986-94
Howard Fox, 1985-86
Calvin Griffith, 1961-84



JOE POHLAD

EXECUTIVE CHAIR



Joe Pohlad, who has served on the Pohlad Companies' Board of Directors since 2023, was named Executive Chair of the Minnesota Twins in November 2022. Joe provides day-to-day leadership, oversight and strategic guidance for the Twins' baseball and business operations.

During his first year as Executive Chair, Joe was instrumental in establishing, and now bringing to life, the organization's innovative new mission: To set the standard for a modern sports and entertainment brand that shapes a better tomorrow for all. At the league level, he is a member of Major League Baseball's Long-Range Planning Committee.

Currently in his 17th season with the Twins, Joe began his Pohlad Companies career with the club in 2007. He has held various positions within the organization, including in

the areas of baseball operations, marketing and communications. As Executive Vice President, Brand Strategy & Growth from 2018-22, he had oversight of the club's brand marketing, content production, game day experience and innovation. Joe also spearheaded the creation of the Twins Accelerator program and led the development of the Twins' new marks and uniforms – which debuted to widespread acclaim this season. He was named to Twin Cities Business' list of "100 People to Know" in 2020.

In 2015, Joe became CEO of Go Media, home to radio station Go 96.3. Under Joe's leadership, Go Media diversified its format and reach in the Twin Cities region. He led the transition of 96.3 from a classic rock and Twins Baseball format to modern alternative and, with the purchase of 95.3, launched a modern hip hop station in 2016.

Joe joined the Pohlad Foundation Board of Directors in 2017 and, along with his cousin Kiki, became the first grandchildren of Carl and Eloise to serve in this role. Upon its creation in 2020, he joined the foundation's Racial Justice Grants Committee, which plays a key role in advancing its Racial Justice program. Joe is also a founding board member of One2One Mentoring in Brooklyn Park and sits on the board of the Loppet Foundation.

A Twin Cities native, Joe graduated from Stonehill College in Easton, MA with a B.A. in communications. Joe resides in Edina, MN, with his wife, Sara, and their sons, Sam, Noah and Issac.





DAVE ST. PETER

PRESIDENT AND CHIEF EXECUTIVE OFFICER



Dave St. Peter was named the fourth president in Minnesota Twins history on November 26, 2002. St. Peter also assumed the Chief Executive Officer title on December 21, 2016 and continues to oversee the team's day-to-day operations, strategic planning and interaction with Major League Baseball.

St. Peter played a central role in the approval, design, construction and opening of Target Field, which was named 2011 Sports Facility of the Year by the *Sports Business Journal* (SBJ). He also has played leadership roles in securing the 2022 Discover NHL Winter Classic® for Target Field, a New Year's Day extravaganza described in the *Star Tribune* as a "postcard for Minnesota"; construction of a new player-development Academy in the Dominican Republic; hosting the 2014 Major League Baseball All-Star Game, which earned finalist honors from SBJ for "Event of the Year"; expansion of the Lee County Sports Complex in Fort Myers, FL – named *Ballpark Digest's* 2015 "Major Ballpark Renovation of the Year"; as well as forging the team's partnership with Hennepin County on the design and programming of Minnesota's award-winning intermodal transit hub — Target Field Station. In 2020, St. Peter led the Twins' effort to build a new, player development-focused partnership with the St. Paul Saints.

In 2023, St. Peter spent his 34th year with the Twins. He joined the organization as an intern in 1990 and over his first decade with the franchise held a variety of positions including Pro Shop Manager, Communications Manager, Vice President of Corporate Communications and Senior Vice President of Business Affairs. As the club president, the Twins established a new single-season franchise attendance record in 2010 by attracting more than 3.2 million fans to Target Field, while the team was recognized by ESPN as having the best stadium experience in all of professional sports. St. Peter's leadership has been integral to the team's Diversity, Equity and Inclusion commitment; development of the "Magic Moments" customer service initiative; the "Go Twins, Go Green" environmental stewardship platform; expansion of the Treasure Island Baseball Network; aggressive community outreach; and expansive alumni involvement — including creation of the Twins Hall of Fame.

St. Peter has been part of a leadership team helping the franchise advance to postseason play nine times since 2002, including eight American League Central Division titles. During St. Peter's leadership tenure, the Twins have twice been named "Organization of the Year" by *Baseball America* (2002 and '04). In 2006, the entire Twins organization was recognized as the *Star Tribune's* "Sports Person of the Year", while in 2002, the franchise received the Atlanta Sports Council's Horizon Award as the "Professional Sports Organization of the Year." The Twins organization was a finalist for SBJ's 2019 "Team of the Year" Award.

The "Twins Tradition" of Passion, Hustle, Heart and Fun has flourished under St. Peter's stewardship. Seven times, the Twins have been honored by the *Star Tribune* as one of the "Top 100" workplaces in Minnesota. In 2011, the Twins were celebrated by the Minneapolis Parks and Recreation Board with its "Living the Dream" Award. The Twins Community Fund, which celebrated its 30th year in 2021, was honored in 2000 with the Greater Minneapolis Chamber of Commerce's Quality of Life Award and in 2006 with a Project EverGreen Stewardship Award. In 2016, the Minneapolis Regional Chamber of Commerce presented the Twins with an "Honored Company" Award in recognition of outstanding community service. Since 2012, the Twins have been a Yellow Ribbon Company in recognition of the club's support for veterans as well as active-duty soldiers. In 2019, the U.S. Green Building Council selected the Twins as a recipient of the prestigious Greenbuild Leadership Award recognizing excellence in the creation of healthier, more sustainable buildings and communities.

Individually, St. Peter has been named to the SBJ's and *Minneapolis-St. Paul Business Journal's* "Forty under 40" lists. In 2018, he was recognized by the Positive Coaching Alliance as Minnesota's Triple-Impact Competitor Business Executive of the Year. In 2022, Northern Star Scouting recognized St. Peter with the Spurgeon Award in appreciation for service as a role model for youth through career excellence and community service.

At the league level, St. Peter serves as a Trustee on the MLB-MLBPA Player Pension Committee. In the community, St. Peter co-chairs Minnesota Sports and Events. He also serves on the boards of the YMCA of the North, NuLoop Partners and the University of North Dakota Alumni Association & Foundation.

St. Peter was born in Bismarck, North Dakota, and graduated from the University of North Dakota in 1989. Dave has three grown sons – Jack, Eric and Ben – and makes his home in Chanhassen, MN.



BASEBALL EXECUTIVES



DEREK FALVEY
PRESIDENT OF BASEBALL OPERATIONS



Derek Falvey was named President of Baseball Operations in November 2019 after serving under the title of Executive Vice President, Chief Baseball Officer since October 2016. Under Falvey's leadership, the Twins have reached the postseason four times in his seven seasons, winning the American League Wild Card in 2017 and the American League Central Division in 2019, 2020 and 2023. In addition, the 2019 Twins posted a record of 101-61 for the second-most wins in Twins/Senators franchise history, trailing only the 1965 club that finished 102-60.

As the President of Baseball Operations, Falvey is responsible for establishing the vision and related strategies for the club's baseball operations. Specifically, he oversees all aspects of the department, including: the major league team, coaches and support staff;

contract negotiations; player development; scouting; research and development; medical; and communications. Falvey is the sixth head of the Twins' Baseball Operations department, joining Calvin Griffith (1961-84), Howard Fox (1985-86), Andy MacPhail (1986-94), Bill Smith (2007-11) and Terry Ryan (1994-2007, 2011-16). He was named to *Twin Cities Business'* list of "100 People to Know" in both 2017 and 2018.

Falvey's career in baseball started with Cleveland in November 2007 when he began an internship in Baseball Operations. In his first three years with the now-Guardians franchise, Derek assisted both the Amateur and International Scouting departments, before spending the 2011 season as Assistant Director of Baseball Operations. He was promoted to Director of Baseball Operations in December 2011, then elevated to Assistant General Manager in 2016.

During his time in Cleveland, Derek assisted President of Baseball Operations Chris Antonetti and General Manager Mike Chernoff in all areas of baseball operations, including financial, statistical, and contractual dealings, and also contributed to all aspects of professional and amateur player procurement and development. He also oversaw the advance scouting process and worked closely with Manager Terry Francona and the major league coaching staff to assist in the day-to-day management of major league operations.

Derek played baseball at Trinity College in Hartford, CT, where he earned a degree in economics in June 2005. After graduating, Falvey returned home to the Boston, MA area, where he worked until joining the Cleveland organization.

Derek resides in Edina, MN, with his wife, Meghan, their sons, Jack and Ryan, and daughter, Brynn.



THAD LEVINE
SENIOR VICE PRESIDENT, GENERAL MANAGER



Thad Levine was hired by the Twins as Senior Vice President, General Manager in November 2016. Thad partners with President of Baseball Operations, Derek Falvey, to lead all facets of the Twins' baseball operations, including major league operations, scouting, player development and player procurement. He was named to *Twin Cities Business'* list of "100 People to Know" in 2018.

Levine spent 11 seasons as Assistant General Manager for the Texas Rangers, a position he held since October 2005. In that role, he assisted Rangers President of Baseball Operations/General Manager Jon Daniels with all responsibilities of major league operations, including player acquisitions, roster composition, contract negotiations, and statistical and financial analyses; he also oversaw Texas' International Scouting department. Prior to his time with

the Rangers, Levine spent six seasons as Senior Director, Baseball Operations for the Colorado Rockies and, prior to that, was Colorado's Director of Baseball Administration (2002-04) and the team's Assistant Director of Baseball Administration (1999-2002).

Thad went to the Rockies from Los Angeles, where he worked one season for the Dodgers (business development) and earned an MBA from UCLA in 1999. He has marketing experience with Coca-Cola, the Rockport Company and Reebok, Ltd. Levine has served on the Board of Directors for several nonprofit entities.

Born in Alexandria, VA, Levine earned a bachelor's degree in 1994 from Haverford (PA) College, where he played baseball. Thad fulfilled some of his graduate work for his MBA from UCLA while abroad in Cape Town, South Africa.

Thad and his wife, Claudette, reside in Edina, MN, with their three children, Greta, Tess and Quinn.

COACHES AND STAFF





Twins

5

ROCCO BALDELLI

MANAGER

NAMED MANAGER ON OCTOBER 25, 2018

B/T: R/R

BORN: 9/25/1981 in Woonsocket, RI

RESIDES: South Kingstown, RI

SCHOOL: Bishop Hendricken HS

PERSONAL: Rocco Dan Baldelli...wife, Allie, married over the All-Star break in 2021...daughter, Louisa Sunny (9/6/21)...twin sons, Enzo and Nino (9/17/23); left the team for the twins' birth...2008 winner of the Tony Conigliaro Award, given by the Boston Chapter of the BBWAA to the major league player who has overcome adversity through the attributes of spirit, determination and courage — trademarks of the former Red Sox star outfielder...2004 inductee into the Rhode Island Italian-American Hall of Fame...named All-State in baseball, track, basketball and volleyball at Bishop Hendricken High School in Warwick, RI...is one of five Rhode Island natives to be selected in the first round of the regular phase of the June Draft, along with pitcher John LaRose (Boston, 1970), infielder Bill Almon (San Diego, 1974), pitcher Pat Combs (Philadelphia, 1988) and infielder Paul Konerko (Los Angeles-NL, 1994)...is a fan of the TV show *Twin Peaks*...favorite bands include Phish and Grateful Dead.

MANAGERIAL CAREER: 2023 marked Baldelli's fifth season as a major league manager...has a career managerial record of 375-332 (.530) in five seasons, all with the Twins...**2023:** Ejected for 10th time in career on April 15 at New York-AL, by umpire James Hoye...the umpire crew asked Yankees starter Domingo Germán to clean off his pitching hand of a foreign substance, then confronted Germán again but allowed him to continue pitching...earned 300th career victory on April 23 vs. Washington, a 3-1 victory...earned 305th career managerial win on May 4 at Chicago-AL, tying Paul Molitor for fifth on Twins all-time list; earned 306th next day on May 5 at Cleveland with 2-0 victory, passing Molitor and moving into sole possession of fourth place...ejected for 11th career time on May 6 at Cleveland, arguing the José Ramírez was out of the base path...ejected for third time on season and 12th time in career on June 21 vs. Boston, arguing a called third strike on Joey Gallo...ejected for fourth time of season and 13th time of career on June 23 at Detroit, arguing a potential balk call on Tigers starter Joey Wentz...earned 350th career win on August 13 at Philadelphia, a 3-0 victory...ejected for fifth time of season and 14th time of career on August 25 arguing balls and strikes with homeplate umpire Carlos Torres...left team during three-game series in Cincinnati from September 19-20 to attend the birth of his twin boys in Minneapolis...**2022:** Recorded 250th career managerial victory with a 6-0 win June 25 vs. Colorado...ejected for sixth time in career May 14 vs. Cleveland, arguing an obstruction call that awarded Andrés Giménez second base after a hit off the wall and collision with first basemen Jose Miranda, while rounding first base...ejected for seventh career time June 7 vs. New York-AL, arguing a foul tip off the bat of Max Kepler that was called a strike after missing Kepler's bat...ejected for eighth time in career August 7 vs. Toronto, arguing a home plate collision violation call, when Gary Sánchez was called for obstructing the running lane of Whit Merrifield...ejected for ninth time in career August 23 at Houston after arguing whether or not he made an official mound visit to Aaron Sanchez during a benches-clearing incident; pitching coach Pete Maki soon after visited the mound and was then told as a result of the visit that Sanchez had to be removed from the game...**2021:** Entered 2021 season with a managerial record of 137-85 (.617); his winning percentage was best in baseball among managers with at least 200 games...ejected twice on season (4th and 5th of career); May 19 vs. Chicago-AL, following ejection of Tyler Duffey (throwing behind Yermín Mercedes) and September 13 vs. New York-AL (balls and strikes)...left team for series in Cleveland from September 6-9 to attend the birth of his daughter, Louisa, on September 6 in Minneapolis...recorded 200th career win September 11 vs. Kansas City at Target Field, becoming the ninth manager to reach 200 with the Twins...**2020:** Ejected for third time in managerial career September 15 at Chicago-AL by umpire Will Little, arguing balls and strikes from the dugout...led club to second-straight AL Central title, joining Ron Gardenhire (2002-03) as the only managers in club history to lead their clubs to consecutive division titles in first two seasons...**2019:** Earned first career managerial win on Opening Day March 28 vs. Cleveland in a Twins 2-0 victory...led the Twins to the second-highest win total in franchise history before the All-Star Break (56), three wins shy of the 1969 Twins (59)...suffered first career ejection April 15 vs. Toronto by umpire Mike Estabrook for arguing balls and strikes...second career ejection July 23 vs. New York-AL by umpire Ramon De Jesus, also for arguing balls and strikes...earned 92nd win September 16 vs. Chicago-AL, joining Alex Cora (103) and Aaron Boone (92) as the only active managers at the time to reach 92 wins in first 150 games managed...earned 100th managerial win September 27 at Kansas City in a seven-inning, rain-shortened 6-2 victory, becoming the winningest first-year manager in Twins/Senators franchise history...was also the seventh first-year manager in baseball history to reach 100 wins...finished fifth among that group with 101 wins in his first season...guided the Twins to a 101-61 record, the second-most wins in Minnesota history, behind only the 1965 American League Champions (102-60)...Twins won the American League Central Division title; he joined Billy Martin (1969), Bill Rigney (1970) and Ron Gardenhire (2002) in becoming the fourth Minnesota skipper to lead the team to the Postseason in his first year at the helm...named AL Manager of the Year by the BBWAA, second time in AL (Texas' Jeff Banister in 2015) and eighth time overall that the award went to a manager in his first full season...was the fourth time in club history for a manager to win the award, joining Paul Molitor (2017), Ron Gardenhire (2010) and Tom Kelly (1991); Baldelli, Molitor and Gardenhire marked the first time in baseball history for three managers from one club to win the award in the same decade...finished the ballot with 106 voting points (13 first-place votes, 13 second-place votes and two third-place votes)...named "Coach of the Year" at the 2019 Minnesota Sports Awards, an event that recognizes outstanding achievements of high school, collegiate and professional athletes in Minnesota.

POSTSEASON MANAGERIAL CAREER: Won American League Central in 2019 and faced New York in a best-of-five ALDS...swept in three games, losing the first two at Yankee Stadium by scores of 10-4 and 8-2, then lost Game 3 at Target Field 5-1...won AL Central again in 2020 and was swept in a best-of-three AL Wild Card Series at Target Field by Houston, losing by scores of 4-1 and 3-1.

PROFESSIONAL COACHING/MANAGING TIMELINE

2019-23	MINNESOTA MANAGER
2018	TAMPA BAY MAJOR LEAGUE FIELD COORDINATOR
2015-17	TAMPA BAY FIRST BASE COACH
2011-14	Tampa Bay Special Assistant, Baseball Ops.

COACHING CAREER HIGHLIGHTS: 2018 marked Baldelli's fourth season as a major league coach and first as Tampa Bay's Major League Field Coordinator, a newly-created position that was finalized November 17, 2017...in that role, he assisted Manager Kevin Cash and Bench Coach Charlie Montoyo during the game, worked with outfielders and focused on continued development of major league players...he spent the previous three seasons as Tampa Bay's first base coach from 2015-17, and at 33 years old when named to the post on December 19, 2014, he still remains the youngest coach in Rays history, supplanting Billy Hatcher, who was 37 as the first base coach for the inaugural Devil Rays in 1998...prior to joining the coaching staff, he spent four seasons (2011-14) in the Rays organization as a special assistant in baseball operations, a position he accepted in January of 2011 upon retiring from an 11-year career as an outfielder.

PLAYING CAREER: Played seven seasons in the major leagues, six with Tampa Bay (2003-04, 2006-08 & 2010) and one in Boston (2009)...selected by Tampa Bay in the first round (6th overall) of the 2000 First-Year Player Draft.

- Finished third in the 2003 AL Rookie of the Year balloting behind Kansas City's Angel Berroa and New York-AL's Hideki Matsui...received five first-place votes...led AL rookies in batting average (.289), runs (89) and triples (8).
- His 27 stolen bases and 184 hits were each one shy of Ted Williams' rookie season...his .289 average remains the club record for a rookie.
- Recorded 39 hits in his first month in the major leagues (April 2003), still a club record for any player in April...was one of 10 rookies since 1931 to lead the AL in outfield assists (15); was the last to do it until Texas' Adolis Garcia (16, T-1st in MLB) did so in 2021.
- In his first two seasons, hit .285 (329-for-1155) with 27 home runs and 44 stolen bases.
- Missed the entire 2005 season due to knee and elbow surgeries, and was limited by injuries for the rest of career...was ultimately forced to retire at the age of 29 in 2010.
- Played final game in Game 1 of the 2010 ALDS vs. Texas.
- Drove in the go-ahead run in the Rays 3-1 win in Game 7 of the 2008 ALCS vs. Boston, a fifth inning single off Jon Lester.
- Is one of seven players in Rays history to hit a home run in the World Series, coming in Game 5 at Philadelphia in 2008 off Ryan Madson.
- His only year outside the Rays organization was 2009, when he signed as a free agent with the Red Sox.

BALDELLI'S RECORD AS MANAGER

YEAR	CLUB	LEAGUE	POSITION	WON	LOST	PCT.
2019	Minnesota	American League	First in AL Central	101	61	.623
2020	Minnesota	American League	First in AL Central	36	24	.600
2021	Minnesota	American League	Fifth in AL Central	73	89	.451
2022	Minnesota	American League	Third in AL Central	78	84	.481
2023	Minnesota	American League	First in AL Central	87	75	.537
Major League Totals				375	333	.530

BALDELLI'S PLAYING RECORD

YEAR	CLUB	AVG	G	AB	R	H	2B	3B	HR	RBI	SH	SF	HBP	BB	SO	SB	CS	OBP	OPS
2000	Princeton	.216	60	232	33	50	9	2	3	25	2	0	5	12	56	11	3	.269	.579
2001	Charleston	.249	113	406	58	101	23	6	8	55	5	6	11	23	89	25	9	.303	.697
2002	Bakersfield	.333	77	312	63	104	19	1	14	51	4	1	7	18	63	21	6	.382	.917
	Orlando	.371	17	70	10	26	3	1	2	13	0	3	2	5	11	3	2	.413	.941
	Durham	.292	23	96	13	28	6	1	3	7	2	0	0	0	23	2	5	.292	.761
2003	TAMPA BAY	.289	156	637	89	184	32	8	11	78	3	6	8	30	128	27	10	.326	.742
2004	TAMPA BAY	.280	136	518	79	145	27	3	16	74	3	6	8	30	88	17	4	.326	.762
2006	Durham	.404	12	47	7	19	5	0	0	4	0	0	0	4	10	0	1	.451	.962
	TAMPA BAY	.302	92	364	59	110	24	6	16	57	0	2	7	14	70	10	1	.339	.871
2007	Vero Beach	.000	2	5	1	0	0	0	0	0	0	0	0	1	1	0	0	.167	.167
	Durham	.125	2	8	2	1	0	0	1	1	0	0	0	1	2	0	0	.222	.722
	TAMPA BAY	.204	35	137	16	28	6	0	5	12	1	0	3	9	35	4	1	.268	.626
2008	Vero Beach	.216	11	37	3	8	1	0	2	8	0	0	1	4	10	2	0	.310	.715
	Montgomery	.297	13	37	6	11	1	0	3	8	0	0	1	6	7	0	1	.409	.977
	TAMPA BAY	.263	28	80	12	21	5	0	4	13	0	0	3	7	25	0	0	.344	.819
2009	Pawtucket	.077	4	13	1	1	0	0	0	1	0	1	1	0	5	0	0	.133	.210
	BOSTON	.253	62	150	23	38	4	1	7	23	0	1	2	11	37	1	0	.311	.744
2010	Charlotte	.283	12	46	6	13	4	0	0	6	0	0	0	1	11	0	0	.298	.667
	Durham	.273	11	44	7	12	3	0	2	8	0	2	1	1	11	0	0	.292	.769
	TAMPA BAY	.208	10	24	3	5	1	0	1	5	0	0	0	1	5	1	0	.240	.615
Minor League Totals		.276	357	1353	210	374	74	11	38	187	13	13	29	76	299	64	27	.326	.757
Major League Totals		.278	519	1910	281	531	99	18	60	262	7	15	31	102	388	60	16	.323	.766

BALDELLI'S DIVISION SERIES RECORD

YEAR	OPPONENT	AVG	G	AB	R	H	2B	3B	HR	RBI	SH	SF	HBP	BB	SO	SB	CS	OBP	OPS
2008	Chicago-AL	.200	8	20	4	4	0	0	2	6	0	0	0	3	5	0	0	.304	.804
2010	Texas	.000	1	3	0	0	0	0	0	0	0	0	0	2	0	0	0	.000	.000
Division Series Record		.091	9	23	4	4	0	0	2	6	0	0	0	3	7	0	0	.167	.258

BALDELLI'S LEAGUE CHAMPIONSHIP SERIES RECORD

YEAR	OPPONENT	AVG	G	AB	R	H	2B	3B	HR	RBI	SH	SF	HBP	BB	SO	SB	CS	OBP	OPS
2008	Boston	.333	2	6	1	2	0	0	1	4	0	0	0	1	3	0	0	.429	1.262

BALDELLI'S WORLD SERIES RECORD

YEAR	OPPONENT	AVG	G	AB	R	H	2B	3B	HR	RBI	SH	SF	HBP	BB	SO	SB	CS	OBP	OPS
2008	Philadelphia	.167	3	6	1	1	0	0	1	1	0	0	0	1	2	0	0	.286	.952

TWINS MANAGERS

MANAGERS	SEASONS	FINISHES	WON	LOST	PCT.
Cookie Lavagetto*	1961	9th	25	41	.379
Sam Mele*	1961-67	7th-2nd-3rd-6th-1st-2nd-6th	522	431	.548
Cal Ermer*	1967-68	2nd-7th	145	129	.529
Billy Martin*	1969	1st	97	65	.599
Bill Rigney*	1970-72	1st-5th-3rd	208	184	.531
Frank Quilici*	1972-75	3rd-3rd-3rd-4th	280	287	.494
Gene Mauch*	1976-80	3rd-4th-4th-4th-4th	378	394	.490
Johnny Goryl	1980-81	3rd-6th	34	38	.472
Billy Gardner	1981-85	(7th-4th)-7th-5th-2nd-6th	268	353	.432
Ray Miller*	1985-86	4th-7th	109	130	.456
Tom Kelly	1986-2001	6th-1st-2nd-5th-7th-1st-2nd-5th-4th-5th-4th-4th-4th-5th-2nd	1140	1244	.478
Ron Gardenhire	2002-14	1st-1st-1st-3rd-1st-3rd-2nd-1st-1st-5th-5th-4th-5th	1068	1039	.507
Paul Molitor	2015-18	2nd-5th-2nd-2nd	305	343	.471
Rocco Baldelli	2019-23	1st-1st-5th-3rd-1st	375	333	.530

* - Deceased



35

HANK CONGER

FIRST BASE/ CATCHING

NAMED FIRST BASE/CATCHING COACH ON DECEMBER 10, 2021

B/T: S/R
BORN: 1/29/1988 in Federal Way, WA

RESIDES: Huntington Beach, CA
SCHOOL: Huntington Beach High School

PERSONAL: Hyun Choi Conger...Twitter: @PandaCrusher35...wife, Kristin...daughter, Kenna (8/22/22)...born in Federal Way, WA (about 25 miles south of Seattle), but both parents were born in South Korea and met in Alaska...his mother, Eun, immigrated to the U.S. in 1986...she is a bookkeeper and a former flight attendant for Korean Airlines...his father, Yun, is presently an oil refinery supervisor for Marathon Oil...Yun was adopted and raised by his maternal aunt Chun Hee and her husband Adrian Conger, a member of the U.S. Air Force from Georgia...when Yun was a youngster, they moved from Korea to Duluth, MN, one of a number of military stops along the way...the 5'8" Yun played amateur basketball and had a tryout with the Sacramento Kings...it was his grandfather who also gave him the Hank moniker because he liked Hank Aaron and "because I couldn't say Hyun"...as a 12-year-old, hit 33 homers in 38 games and helped lead his Huntington Beach Little League team to within one win of the Little League World Series in 2000; his dad coached that team...began switch-hitting as a freshman in high school and started catching as a sophomore...is a natural left-handed hitter...Hank was prepared to attend the University of Southern California on a full athletic scholarship and promised his mother he would attend USC if he wasn't selected in the first round of the 2006 June Draft...he was taken 25th overall, chosen by his hometown Angels, five picks before the start of the second round...his nickname is Panda Crusher, which is also his Twitter handle...favorite TV show is Parks and Recreation.

COACHING CAREER HIGHLIGHTS: 2023 marked second season on a major league coaching staff...assists Baldelli and staff with catching instruction...joined the Lottje Giants coaching staff of the Korea Baseball Organization on December 24, 2019 and was the club's catching and bench coach from 2020-21.

PROFESSIONAL COACHING/MANAGING TIMELINE

2022-23MINNESOTA FIRST BASE COACH
2020-21Lotte Giants (KBO) Catching/Bench Coach

PLAYING CAREER: Played seven seasons with Los Angeles-AL (2010-14), Houston (2015) and Tampa Bay (2016), hitting .221 (224-for-1013) with 50 doubles, two triples, 31 home runs, 114 RBI, 94 runs scored and 97 walks in 373 games...in 2014, Baseball Prospectus ranked him third in the majors in their pitch-framing metric, behind Milwaukee's Jonathan Lucroy and Seattle's Mike Zunino...in 2013, helped guide the Angels pitching staff to a 3.68 ERA during his 71 games behind the plate...according to StatCorner.com, his pitch framing saved a total of 18.1 runs above an average major league catcher...that mark ranked fifth in the majors...threw out 24.2 % of runners attempting to steal (15-for-62)...made major league debut with the Angels in 2010 as a September call-up...in his first game on September 11 he pinch hit for Hideki Matsui...named the MVP of the 2010 All-Star Futures Game at Angel Stadium, after catching five innings and hitting a three-run homer in the U.S. team's 9-1 victory...spent the 2009 season with Double-A Arkansas, and ranked seventh in the Texas League with a .295 (135-for-458) average...named a Texas League Midseason and Postseason All-Star...following the season, was ranked by *Baseball America* as the Angels No. 1 prospect, Best Hitter for Average and Best Strike-Zone Discipline...ranked by *Baseball America* as the No. 79 overall prospect in baseball heading into the 2008 season...in his first professional season in 2006, hit .319 (22-for-69) in 19 games with the Rookie-level AZL Angels before breaking the hamate bone in his right wrist...ranked by *Baseball America* as the No. 1 prospect in the Arizona League and the No. 6 prospect in the Angels system following the season...selected by Los Angeles-AL in the first round (25th overall) of the 2006 First-Year Player Draft; signed by scout Bobby Delardin.

CONGER'S PLAYING RECORD

YEAR	CLUB	AVG	G	AB	R	H	2B	3B	HR	RBI	SH	SF	HBP	BB	SO	SB	CS	OBP	OPS
2006	AZL Angels	.319	19	69	11	22	3	4	1	11	0	0	0	7	11	1	0	.382	.903
2007	AZL Angels	.267	3	15	2	4	1	0	0	3	0	0	0	3	0	0	0	.267	.600
	Cedar Rapids	.290	84	290	33	84	20	0	11	48	2	5	2	21	48	9	4	.336	.809
2008	Rancho Cucamonga	.303	73	294	47	89	20	2	13	75	0	7	3	14	55	2	1	.333	.850
2009	Arkansas	.294	123	459	61	135	20	3	11	68	3	6	2	55	68	3	2	.368	.790
2010	Salt Lake	.300	108	387	56	116	26	2	11	49	5	4	1	55	58	0	2	.385	.847
	LOS ANGELES-AL	.172	13	29	2	5	1	1	0	5	0	0	0	5	9	0	0	.294	.570
2011	Salt Lake	.300	27	100	14	30	4	0	5	26	2	0	0	12	18	0	0	.375	.865
	LOS ANGELES-AL	.209	59	177	14	37	8	0	6	19	2	0	1	17	37	0	0	.282	.638
2012	Salt Lake	.295	67	264	48	78	17	0	10	42	0	2	3	19	49	2	0	.347	.821
	LOS ANGELES-AL	.167	7	18	0	3	0	0	0	1	1	1	1	1	0	0	0	.238	.405
2013	LOS ANGELES-AL	.249	92	233	23	58	13	1	7	21	0	1	4	17	61	0	1	.310	.713
2014	LOS ANGELES-AL	.221	80	231	24	51	12	0	4	25	4	1	2	22	57	0	2	.293	.618
2015	HOUSTON	.229	73	201	25	46	11	0	11	33	1	2	2	23	63	0	1	.311	.759
2016	Durham	.165	30	109	7	18	4	1	3	11	1	1	1	4	24	0	0	.200	.503
	TAMPA BAY	.194	49	124	6	24	5	0	3	10	1	0	0	12	40	0	0	.265	.571
2017	Reno	.239	58	180	20	43	8	1	6	40	0	4	1	21	45	0	0	.316	.710
	Minor League Totals	.286	592	2167	299	619	123	13	71	373	13	29	13	208	379	17	9	.348	.800
	Major League Totals	.221	373	1013	94	224	50	2	31	114	9	5	10	97	267	0	4	.294	.660



75

NATE DAMMANN

QUALITY CONTROL

NAMED QUALITY CONTROL COACH ON JANUARY 1, 2020

B/T: L/R
BORN: 11/18/1981 in Huron, SD

RESIDES: St. Paul, MN
SCHOOL: Hamline University

PERSONAL: Nate Dammann (pronounced DAH-min)...wife, Kate; daughters, Ada and Avery...attended MACCRAY High School in Clara City, MN...2004 graduate of Hamline University in St. Paul, where he played baseball and football, playing quarterback for the Pipers...earned degree in secondary education...broke into the majors as the Twins' bullpen catcher under former general manager Terry Ryan; held that role from 2007-18, when he was promoted to major league staff assistant for the 2019 season.

COACHING CAREER HIGHLIGHTS: 2023 marked 17th season in the Twins organization in some capacity...begins fourth season as club's quality control coach (2nd in dugout), moving into that role in 2020...his responsibilities include assisting coaches and players with day-to-day scheduling and scouting, in-game video replay review, as well as coordinating the club's spring training...spent 2019 as club's Major League Staff Assistant, with primary role being video replay...served as the team's bullpen catcher from 2007-18, a position he was hired to in November 2006.


PLAYING CAREER: Played collegiately at Hamline University in St. Paul, Minnesota, and was club's catcher from 2002-04...named Player of the Week in the MIAC and selected to two All-MIAC teams during time there.

PROFESSIONAL COACHING/MANAGING TIMELINE

2020-23 **MINNESOTA QUALITY CONTROL COACH**
 2019 Minnesota Major League Staff Assistant

TWINS ALL-TIME COACHES

Allen, Neil.....2015-17	*Lemon, Jim.....1965-67, '81-84	Rodgers, Bob.....1970-74
Alston, Garvin.....2018	Liddle, Steve.....2002-12	*Rowe, Ralph.....1972-75
Anderson, Rick.....2002-14	*Lopat, Ed.....1961	Rowson, James.....2017-19
*Baker, Floyd.....1961-64	*Lyons, Eddie.....1976	*Sain, John.....1965-66
*Bell, Mike.....2020	Maki, Pete.....2020-23	Shellenback, Jim.....1983
Brunansky, Tom.....2013-16	*Maltzberger, Gordon.....1962-64	Shelton, Derek.....2018-20
*Case, George.....1968	*Martin, Billy.....1965-68	Shomon, Derek.....2023
Conger, Hank.....2022-23	McClure, Bob.....2020	*Silvera, Charlie.....1969
*Crossetti, Frank.....1970-71	*McCullough, Clyde.....1961	*Stange, Lee.....1975
Crowley, Terry.....1991-98	*McMahon, Don.....1976-77	Steinbach, Terry.....2013-14
Cuellar, Bobby.....2013-14	*Mele, Sam.....1961	*Stelmazsek, Rick.....1981-2012
Dammann, Nate.....2020-23	Molitor, Paul.....2000-01, '14	*Strickland, George.....1962
Davis, Butch.....2015-16	Morgan, Kevin.....2021	Smith, Jeff.....2017-18
Diaz, Tony.....2019-23	*Morgan, Vern.....1969-75	Such, Dick.....1985-2001
Evers, Bill.....2019-21	*Naragon, Hal.....1963-66	Suggs, Colby.....2022-23
*Fitz Gerald, Ed.....1962-64	Newman, Al.....2002-05	*Terwilliger, Wayne.....1986-94
*Fowler, Art.....1969	Nossek, Joe.....1976	Tingler, Jayce.....2022-23
Gardenhire, Ron.....1991-2001	Oldis, Bob.....1968	Ullger, Scott.....1995-2014
Gardner, Billy.....1981	Oliva, Tony.....1976-78, '85-91	Varela, Edgar.....2020-21
Glynn, Gene.....2015-18	Pascual, Camilo.....1978-80	Vavra, Joe.....2006-17
Gonyl, Johnny.....1968-69, '79-80	Pickler, Jeff.....2017-18	Watkins, Tommy.....2019-23
*Grissom, Marv.....1970-71	*Podres, Johnny.....1981-85	White, Jerry.....1999-2012
Guardado, Eddie.....2015-18	Popkins, David.....2022-23	Worthington, Al.....1972-73
Hefner, Jeremy.....2019	*Quilici, Frank.....1971-72	*Wynn, Early.....1967-69
Hernandez, Rudy.....2015-23	Ramirez, Luis.....2022-23	*Zimmerman, Jerry.....1967, '76-80
Johnson, Wes.....2019-22	Randall, Bobby.....1980	(* - deceased)
Kelly, Tom.....1983-86	Renick, Rick.....1987-90	
*Kuehl, Karl.....1977-82	*Robertson, Sherry.....1970	



46

TONY DIAZ

ASST. BENCH COACH

NAMED ASSISTANT BENCH COACH ON DECEMBER 10, 2021

B/T: R/R

BORN: 1/23/1977 in Santo Domingo, DR

RESIDES: Scottsdale, AZ

SCHOOL: Florida International University

PERSONAL: Antonio Manuel Diaz...has two children: daughter, Gabriela, and son, Anthony...Gabriela interned with the MLB Commissioner's Office in summer 2022 and in the Cape Cod League in summer 2023...Tony was named Athlete of the Year and Defensive Player of the Year at Gulf Coast Community College in 1995, hitting .349 with six home runs and 26 stolen bases...graduated from Florida International University in 1999 with a bachelor's degree in marketing...was honored with the Excellence Award in 1998 while at Florida International...authored the manual "Practical English for Latin Players" to help Latin baseball players diminish their language barrier...enjoys reading leadership books, watching motivational videos and doing baseball clinics for young children...was recruited to play professional baseball by the late Don Odermann, who was the founder of the Latin Athletes Education Fund...played at the Gulf Coast Community College for Darren Mazeroski, son of Pirates Hall of Famer Bill Mazeroski...favorite movie is "For Love of the Game"...favorite TV show is Friends...participated in 2023 TwinsFest at Target Field.

COACHING CAREER HIGHLIGHTS: 2023 marked fifth season as a coach for the Twins and 24th season as a coach at some capacity at the professional level...moved to an assistant bench coach role with the Twins in December 2021 after serving as the club's third base coach from 2019-21...also assists Baldelli and staff with infield instruction...spent two seasons as Colorado's first base coach (2017-18)...managed the Salt River Rafterers in the Arizona Fall League in 2016...managed in Colorado's organization, five seasons for Rookie-Casper (2007-11) and one with Rookie-Grand Junction (2012)...compiled a record of 193-257, including a record of 43-33 (.566) in his lone season in Grand Junction (2012)...was inducted into the Pioneer League Hall of Fame the following year...prior to becoming a manager, spent six seasons as the hitting coach for Casper (2001-06)...named Colorado's Player Development "Man of the Year" in 2002...began his minor league coaching career as the hitting coach for the Tucson Rockies in the Arizona Rookie League in 2000...prior to coaching in the minor leagues, was the assistant coach at both Columbus (1999) and Braddock (1998) High Schools in South Florida...assisted in the Rockies Dominican Instructional League every season with Colorado's organization...managed the Tigres de Licey in the Dominican Winter League during the 2021-22 offseason, served as the third base coach and bench coach for Gigantes del Cibao in the Dominican Winter League during the 2015-16 season and as the third base coach for the Toros del Este of the Dominican Winter League during the 2012-13 season.

PROFESSIONAL COACHING/MANAGING TIMELINE

2022-23	MINNESOTA ASSISTANT BENCH COACH
2019-21	MINNESOTA THIRD BASE COACH
2017-18	COLORADO FIRST BASE COACH
2013-16	Rookie-Level Grand Junction Supervisor of Development
2012	Rookie-Level Grand Junction Manager
2007-11	Rookie-Level Casper Manager
2001-06	Rookie-Level Casper Hitting Coach
2000	AZ Rookie League-Tucson Hitting Coach

PLAYING CAREER: Played shortstop for one season before suffering a career-ending shoulder injury in 1996...selected by California in the 46th round of the 1995 First-Year Player Draft; signed by scout Tom Kotchman.

DIAZ'S RECORD AS MANAGER

YEAR	CLUB	LEAGUE	POSITION	WON	LOST	PCT.
2007	Casper	Pioneer	4th in division/4th in division	22	53	.293
2008	Casper	Pioneer	2nd in division/4th in division	36	37	.493
2009	Casper	Pioneer	4th in division/4th in division	28	46	.378
2010	Casper	Pioneer	3rd in division/3rd in division	37	39	.487
2011	Casper	Pioneer	4th in division/3rd in division	27	49	.355
2012	Grand Junction	Pioneer	4th in division	43	33	.566
Minor League Totals				193	257	.429



63

RUDY HERNANDEZ

HITTING COACH

NAMED HITTING COACH ON NOVEMBER 12, 2014

B/T: R/R

BORN: 4/9/1965 in Turmero, VZ

RESIDES: Maple Grove, MN

PERSONAL: Rodolfo Jesus Hernandez...wife, Andrea...son, Bryan...resides in Maple Grove, MN during baseball season but visits Maracay, Venezuela during winter months...nickname is "Poppy," given to him by a broadcaster for Magallanes in the Venezuelan Winter League...set to serve as hitting coach for Team Venezuela in the 2023 World Baseball Classic...is very close with Tigers slugger Miguel Cabrera and used to coach him back in Venezuela when Miggy was growing up.

COACHING CAREER HIGHLIGHTS: 2023 marked 28th season in Twins organization and 23rd in a coaching capacity...was elevated to hitting coach in the 2019-20 offseason, after serving as assistant hitting coach for five seasons (2015-19)...shares hitting coach duties with David Popkins...in 2019, the Twins set 17 team or individual single-season franchise records, including all-time MLB marks for home runs (307), individual (33) and team (87) multi-homer games, most players with 20-plus homers (8) and 30-plus homers (5), most team five-homer games (11) and most home runs as a catcher (44)...Twins also set a franchise record with 939 runs scored and the Minnesota-era standard with a .494 team slugging percentage...the 2017 club scored 815 runs, the sixth most in Twins history; they hit 206 home runs, the fourth most in club history...named Appalachian League Manager of the Year after a 41-22, first place finish with Rookie-Elizabethton in 2001...managed San Joaquin in Venezuelan Summer League in 2000...managed Aragua in Venezuelan Winter League in 1999 and 2000...has career minor league managerial record of 139-102 (.577).

PROFESSIONAL COACHING/MANAGING TIMELINE

2020-23	MINNESOTA HITTING COACH
2015-19	MINNESOTA ASSISTANT HITTING COACH
2013-14	GCL Twins Coach
2012	Double-A New Britain Coach
2011	GCL Twins Coach
2010	Double-A New Britain Coach
2009	GCL Twins Coach
2005-08	Single-A Beloit Coach
2004	Single-A Quad City Coach
2002-03	GCL Twins Manager
2001	Rookie-Elizabethton Manager
1996-2000	Instructor at Twins Venezuelan Academy

PLAYING CAREER: Played five seasons in New York Mets system (1987-91), hitting .250 (410-for-1637) with 55 doubles, 14 triples, three home runs and 156 RBI in 493 games...played second base and third base...played four seasons of summer ball in Venezuela, 1993-96...played in Mexican League in 1992...signed by New York-NL as an undrafted free agent in 1986.

HERNANDEZ'S PLAYING RECORD

YEAR	CLUB	AVG	G	AB	R	H	2B	3B	HR	RBI	SH	SF	HB	BB	SO	SB	CS	E	OBP
1987	Kingsport	.264	66	216	33	57	10	1	2	27	4	2	1	31	41	8	3	22	.356
1988	Kingsport	.296	72	284	52	84	14	3	1	54	3	0	2	44	38	15	7	18	.394
1989	St. Lucie	.250	115	348	49	87	8	5	0	23	11	2	2	22	50	14	10	16	.297
1990	Jackson	.242	123	443	63	107	14	5	0	30	7	4	3	41	61	32	16	13	.308
1991	Williamsport	.217	117	346	38	75	9	0	0	22	6	2	0	67	69	25	14	21	.342
Minor League Totals		.250	493	1637	235	410	55	14	3	156	31	10	8	205	259	94	50	90	.335

HERNANDEZ'S RECORD AS MANAGER

YEAR	CLUB	LEAGUE	POSITION	WON	LOST	PCT.
2000	San Joaquin	Venezuelan Summer	2nd in division	35	24	.593
2001	Elizabethton	Appalachian	1st in division	41	22	.651
2002	GCL Twins	Gulf Coast	2nd in division	35	25	.583
2003	GCL Twins	Gulf Coast	3rd in division	28	31	.475
Minor League Totals				139	102	.577



88

PETE MAKI

PITCHING COACH

NAMED PITCHING COACH ON JULY 1, 2022

B/T: L/L

BORN: 7/29/1982 in Lufkin, TX

RESIDES: Durham, NC

SCHOOL: Franklin & Marshall College

PERSONAL: Born in Lufkin, TX and grew up in Bradford, PA...wife, Lisa...sons, William, Cal and Lyle...attended Nonnewaug High School in Woodbury, CT, where he graduated second in his class and was an All-State choice his senior year...is a 2004 graduate of Franklin & Marshall College in Lancaster, PA, where he lettered four seasons as a left-handed pitcher...earned a bachelor's degree in psychology and sociology...additionally, Maki pitched in the Cape Cod League and New England Collegiate Baseball League during his collegiate career.

COACHING CAREER HIGHLIGHTS: 2023 marked fourth season as major league coach...under Maki, in 2023, the Twins pitching staff set a club record with 1,560 strikeouts; the starting staff set a record with 970 strikeouts...1,560 strikeouts ranked 17th on MLB's all-time list...named pitching coach July 1, 2022, upon Wes Johnson's departure for Louisiana State University...was elevated to that role from bullpen coach, a position he had held since 2020...joined Twins organization prior to the 2018 season and spent two seasons as the Twins' minor league pitching coordinator; oversaw the Twins minor league pitching corps that led all of MiLB in FIP (3.41) in 2019...spent two seasons (2016-17) at Duke University as an assistant coach...joined the Duke staff in July 2015 and served as the team's pitching coach, helping the 2016 Blue Devils make the program's first NCAA tournament appearance since 1963...that season, Duke's pitching staff ranked fourth in the Atlantic Coast Conference with a 3.79 ERA, while three Blue Devil pitchers were selected in the 2016 First-Year Player Draft...had an eight-year stay at Columbia University from 2008-15, the first four as assistant coach before being promoted to associate head coach in 2012; also served as recruiting coordinator...the Lions captured four Ivy League titles during his tenure and had a pitcher taken in the First-Year Player Draft in each of his final four seasons, after having a total of six pitchers drafted in program history prior to his time on campus...served as an assistant coach at the University of New Haven from 2006-07.

PROFESSIONAL COACHING/MANAGING TIMELINE

2022-23	MINNESOTA PITCHING COACH
2022	MINNESOTA BULLPEN COACH
2021	MINNESOTA BULLPEN COACH
2020	MINNESOTA INTERIM BULLPEN COACH
2018-19	Minnesota Minor League Pitching Coordinator
2015-17	Duke University Pitching Coach
2008-15	Columbia University Associate Head Coach
2006-07	University of New Haven Assistant Coach

TWINS ALL-TIME PITCHING AND HITTING COACHES

PITCHING COACHES

Pete Maki	2022-23
Wes Johnson	2019-22
Garvin Alston	2018
Neil Allen	2015-17
Rick Anderson	2002-14
Dick Such	1985-2001
Johnny Podres	1981-85
Camilo Pascual	1978-80
Don McMahon	1976-77
Lee Stange	1975
Bob Rodgers	1974
Al Worthington	1972-73
Marvin Grissom	1970-71
Early Wynn	1967-69

HITTING COACHES

David Popkins/Rudy Hernandez	2022-23
Edgar Varela/Rudy Hernandez	2020-21
James Rowson	2017-19
Tom Brunansky	2013-16
Joe Vavra	2005-12
Scott Ullger	1999-2004
Terry Crowley	1991-98
Tony Oliva	1986-90
Jim Lemon	1981-84
Tony Oliva	1977-78
Eddie Lyons	1976
Ralph Rowe	1972-75
Art Fowler	1969
Jim Lemon	1965-67

NOTE: Coaches pre-1966 were classified only as "coaches"



79

DAVID POPKINS

HITTING COACH

NAMED HITTING COACH ON NOVEMBER 8, 2021

B/T: R/R

BORN: 11/16/1989 in San Diego, CA

RESIDES: Carlsbad, SD

SCHOOL: University of California, Davis

PERSONAL: David Joseph Popkins...born and raised in San Diego, CA, where he attended St. Augustine High School...is a big UFC fan...in his free time, he enjoys working out, playing video games and going to breweries...participated in 2023 TwinsFest at Target Field and went on one leg of 2023 Twins Winter Caravan, stopping in Welch, MN (Treasure Island Resort & Casino); Minneapolis, MN (ACES dinner); Rochester, MN (Hot Stove Event at Whistle Binkies on the Lake and private baseball day for Ronald McDonald House children and their families); and Mason City, IA (Hot Stove Event at Music Man Square).

COACHING CAREER HIGHLIGHTS: 2023 marked second season coaching at the major league level and third season at a professional level...shares hitting coach duties with Rudy Hernandez...spent 2021 as hitting coach for the Great Lakes Loons, Los Angeles-NL's High-A team...under his direction, the Loons led the High-A Central Division in home runs (187), slugging percentage (.456) and OPS (.800) in 2021; the club's 187 homers were third most among the 90 Single-A and Double-A clubs, while the .800 OPS ranked sixth...was previously assigned as hitting coach for the Rookie Arizona League Dodgers in 2020 prior to the cancellation of the minor league season.

PROFESSIONAL COACHING/MANAGING TIMELINE

2022-23 MINNESOTA HITTING COACH
 2021 High-A Great Lakes (LAD) Hitting Coach
 2020 Rookie AZL Dodgers Hitting Coach

PLAYING CAREER: Played two seasons at the University of California, Davis and was a First Team All-Big West Conference selection in 2010 and '11...signed with St. Louis as a non-drafted free agent June 18, 2012 and spent three seasons in the Cardinals' minor league system, reaching Double-A...batted .278 (237-for-854) with 48 doubles, 11 triples, 14 home runs, 96 RBI and a .755 OPS in 256 career minor league games...his best season came in 2013, hitting a combined .310 (111-for-358) with 21 doubles, six triples, six home runs, 45 RBI, 27 walks and 50 runs scored in 97 games between Low-A Peoria and High-A Palm Beach...that included .317/.377/.463 (111-for-350) with 21 doubles, six triples, six home runs, 45 RBI, 27 walks, 49 runs scored and an .840 OPS in 93 games for Palm Beach...ranked second in the Florida State League in batting average, fourth in slugging percentage and fifth in on base percentage...also posted two 13-game hitting streaks during the season (May 31-June 17, .542, 26-for-48 and July 4-21, .400, 22-for-55)...ranked among Cardinals minor league leaders in batting average (.310, 3rd), on base percentage (.371, 9th), slugging (.463, 9th) and OPS (.834, 7th)...his manager in 2014 at Double-A Springfield was former St. Louis manager Mike Shildt...finished his playing career with three seasons in independent leagues, playing for Washington (Frontier League, 2015-16) and Sioux Falls (American Association, 2017)...hit 20 homers for Washington in 2015, finishing the season fourth in the Frontier League.

POPKINS' PLAYING RECORD

YEAR	CLUB	AVG	G	AB	R	H	2B	3B	HR	RBI	SH	SF	HBP	BB	SO	SB	CS	OBP	OPS
2012	GCL Cardinals	.353	21	51	6	18	5	1	0	7	0	0	4	3	11	0	2	.431	.921
	Batavia	.243	23	74	11	18	6	1	1	10	1	2	2	9	17	1	2	.333	.725
2013	Peoria	.000	4	8	1	0	0	0	0	0	0	1	0	3	0	0	0	.111	.111
	Palm Beach	.317	93	350	49	111	21	6	6	45	9	2	8	27	78	9	7	.377	.840
2014	Palm Beach	.242	25	95	13	23	4	2	2	10	1	0	2	4	20	0	1	.287	.677
	Springfield	.243	90	276	31	67	12	1	5	24	5	2	7	26	70	4	3	.322	.669
2015	Washington	.232	93	311	55	72	17	4	20	46	2	3	6	59	116	4	1	.361	.866
2016	Washington	.281	94	306	45	86	26	3	15	48	0	5	11	60	85	5	5	.411	.944
2017	Sioux Falls	.107	7	28	0	3	1	0	0	2	0	0	0	2	15	0	0	.167	.310
Minor League Totals		.278	256	854	111	237	48	11	14	96	16	6	24	69	199	14	15	.346	.755
Independent Totals		.250	194	645	100	161	44	7	35	96	2	8	17	121	216	9	6	.378	.880



91

LUIS RAMIREZ

ASST. PITCHING COACH

NAMED ASSISTANT PITCHING COACH ON NOVEMBER 8, 2021

B/T: R/R

RESIDES: Valencia, VZ

BORN: 6/20/1973 in Valencia, VZ

PERSONAL: Luis Eugenio Ramirez...resides in Valencia, VZ...wife, Virginia...daughters, Vianka Victoria and Vivian Victoria...parents are named Eugenio Erasmo and Maria Esperanza...often wears cowboy hats as part of his daily attire.

COACHING CAREER HIGHLIGHTS: 2023 marked second season coaching at major league level...assists Baldelli and staff with Spanish-speaking players, interpreting scouting reports...has been in a coaching/instructing role in the Twins organization since the 2006 season...served as co-pitching coach for Double-A Wichita in 2021...the Wind Surge pitching staff ranked fifth in Double-A with 1,210 strikeouts and fourth in the Double-A Central Division with a 4.35 ERA...was slated to be the pitching coach for Double-A Pensacola in 2020 prior to the cancellation of the minor league season...served in the same capacity at High-A Fort Myers in 2019 and for Rookie-level Elizabethton from 2015-18...also served as pitching coach for the Salt River Rafters of the Arizona Fall League in 2019...spent two seasons as a coach for the GCL Twins from 2013-14, and was the organization's rehab pitching coordinator in 2014...was the pitching coordinator for the Twins Venezuelan Academy for eight years from 2006-13...coached in the Venezuelan Winter League for Tigres de Aragua from 2006-17...was also a Caribbean Series bullpen coach for the Tigres four times.

PROFESSIONAL COACHING/MANAGING TIMELINE

2022-23	MINNESOTA ASSISTANT PITCHING COACH
2021	Double-A Wichita Pitching Coach
2020	Double-A Pensacola Pitching Coach
2019	High-A Fort Myers Pitching Coach
2015-18	Salt River Rafters (AFL) Pitching Coach
2015-18	Rookie-Elizabethton Pitching Coach
2013-14	GCL Twins Coach
2006-13	Pitching Coordinator, Twins Venezuelan Academy

PLAYING CAREER: Pitched in parts of 15 seasons of professional baseball in the United States, Venezuela, Colombia and Taiwan...initially signed with New York-AL and spent 1991-92 with the Rookie-level Gulf Coast League Yankees, going 1-6, 5.15 ERA (50.2 IP, 29 ER) with 19 walks and 35 strikeouts in 30 games (2 starts)...spent the next 12 seasons in various independent leagues around the world, including a stop with the Uni-President Lions of Taiwan's Chinese Professional Baseball League in 1999 (0-2, 3.42 ERA, 15 G/1 GS, 6 BB, 9 K) and several stints in the Texas-Louisiana League (1997, '99)...was used primarily as a relief pitcher during his entire career.

RAMIREZ'S PITCHING RECORD

YEAR	CLUB	W-L	ERA	G	GS	CG	SHO	SV	IP	H	R	ER	HR	HB	BB	SO	WP	K/9	BAA
1991	GCL Yankees	1-2	6.55	17	1	0	0	0	22.0	27	20	16	0	1	8	21	2	8.6	--
1992	GCL Yankees	0-4	4.08	13	1	0	0	2	28.2	34	21	13	1	3	11	14	2	4.4	--
Minor League Totals		1-6	5.15	30	2	0	0	2	50.2	61	41	29	1	4	19	35	4	6.2	--





67

DEREK SHOMON

**ASST. HITTING
COACH**

NAMED ASSISTANT HITTING COACH ON NOVEMBER 8, 2022

B/T: R/R

BORN: 2/27/1990 in Lake Forest, IL

RESIDES: Hampshire, IL

SCHOOL: University of Illinois at Springfield

PERSONAL: Derek Richard Shomon (pronounced SHOW-man)...wife, Kerianne...son, Micah (born in March 2023)...attended Glenbrook South High School in Glenview, IL...attended the University of Illinois at Springfield...prior to that, attended Indiana Wesleyan University...is co-owner of Athletics HQ, a specialized baseball and softball training facility in Elgin, IL; Twins players have trained there both in the offseason and during trips to Chicago... participated in 2023 TwinsFest at Target Field and helped with the Futures Clinic at Urban Ventures in Minneapolis.

COACHING CAREER HIGHLIGHTS: 2023 marked first season coaching at major league level after being hired to current position November 8, 2022...enters his third overall season in the Twins organization...was hitting coach for Double-A Wichita in 2022, after serving in the same role for Low-A Fort Myers in 2021...held various positions in the independent Frontier League from 2012-20, including as a player and coach... was the hitting coach for the Schaumburg Boomers in 2020 and the club's bench coach in 2019...served as the bench coach for the Lake Erie Crushers in 2016 and also played for the Crushers in 2017...began his baseball career as the bullpen catcher for Schaumburg in 2012, and later served as bullpen coach in 2013 and bench coach from 2014-15.

PROFESSIONAL COACHING/MANAGING TIMELINE

2023..... MINNESOTA ASSISTANT HITTING COACH
 2022..... Double-A Wichita Hitting Coach
 2021..... High-A Fort Myers Hitting Coach

PLAYING CAREER: Played collegiately for the University of Illinois at Springfield in 2013...played two seasons of independent baseball with Lake Erie of the Frontier League in 2017 and one with Cleburne in the American Association in 2018...was primarily a catcher in playing days and played some first base.

SHOMON'S PLAYING RECORD

YEAR	CLUB	AVG	G	AB	R	H	2B	3B	HR	RBI	SH	SF	HBP	BB	SO	SB	CS	OBP	OPS
2017	Lake Erie	.053	7	19	1	1	0	0	1	1	0	0	0	2	12	0	0	.143	.353
2018	Cleburne	.286	2	7	1	2	0	0	0	1	0	0	0	1	4	0	0	.375	.661
Independent Totals		.115	9	26	2	3	0	0	1	2	0	0	0	3	16	0	0	.207	.438



84

COLBY SUGGS

BULLPEN COACH

NAMED BULLPEN COACH ON JULY 1, 2022

B/T: R/R

BORN: 10/25/1991 in Sulphur Springs, TX

RESIDES: Fayetteville, AR

SCHOOL: University of Arkansas

PERSONAL: Logan Colby Suggs...wife, Hannah; sons, Miller (4) and Gibson (2)...Hannah started a permanent jewelry business during the 2023 season...attended Sulphur Springs (TX) High School...pitched three seasons at the University of Arkansas from 2011-13, going 9-2, 1.36 ERA (79.2 IP, 12 ER) with 53 walks and 87 strikeouts in 65 games...graduated from Arkansas with a degree in communications...participated in 2023 TwinsFest at Target Field and helped with the Futures Clinic at Urban Ventures in Minneapolis.

COACHING CAREER HIGHLIGHTS: 2023 marked second season in a major league coaching role, being named bullpen coach July 1, 2022...Twins pitching coach Wes Johnson departed for Louisiana State University, elevating bullpen coach Pete Maki to pitching coach, which moved Suggs to his current role...spent 2021-22 as Twins coordinator of run prevention...spent 2019-20 as an advance scout for Minnesota...recruited to Minnesota's staff through connection with former pitching coach Wes Johnson, who coached with Suggs at Arkansas during the 2018 season...coached at Driveline Baseball (Pitching Floor Trainer) from 2016-17.

PROFESSIONAL COACHING/MANAGING TIMELINE

2022-23	MINNESOTA BULLPEN COACH
2021-22	Minnesota Coordinator of Run Prevention
2019-20	Minnesota Advance Scout
2018	University of Arkansas Bullpen Coach

PLAYING CAREER: Pitched four minor league seasons in the Marlins minor league system, going 3-9, 4.38 ERA (96.2 IP, 47 ER) with 50 walks, 94 strikeouts and a .228 opponent batting average...had Tommy John surgery in April 2015...returned to the mound in July 2016...selected by Miami in the Competitive Balance Round B (73rd overall) of the 2013 First-Year Player Draft.

SUGGS' PITCHING RECORD

YEAR	CLUB	W-L	ERA	G	GS	CG	SHO	SV	IP	H	R	ER	HR	HB	BB	SO	WP	K/9	BAA
2013	Jupiter	1-3	3.93	14	0	0	0	0	18.1	9	8	8	0	0	14	26	1	12.8	.141
	Batavia	1-0	1.13	7	0	0	0	3	8.0	5	2	1	0	1	2	11	0	12.4	.200
	GCL Marlins	0-0	9.00	1	0	0	0	0	1.0	1	1	1	0	1	2	1	0	9.0	.250
2014	Jupiter	1-6	5.09	46	0	0	0	3	58.1	59	36	33	3	7	25	47	6	7.3	.266
2015	Greensboro	0-0	0.00	5	0	0	0	1	5.1	3	0	0	0	0	1	6	0	10.1	.150
2016	GCL Marlins	0-0	6.35	6	2	0	0	0	5.2	4	4	4	0	1	6	3	2	4.8	.200
Minor League Totals		3-9	4.38	79	2	0	0	7	96.2	81	51	47	3	10	50	94	9	8.8	.228



33

JAYCE TINGLER

BENCH COACH

NAMED BENCH COACH ON NOVEMBER 8, 2021

B/T: L/L
BORN: 11/28/1980 in Smithville, MO

RESIDES: Smithville, MO
SCHOOL: University of Missouri

PERSONAL: Jayce Michael Tingler...wife, Callie...sons, Gabe (12/30/11) and Gio (11/26/13)...attended Smithville (MO) High School where he played baseball and basketball, and in his senior year, he earned *USA Today* All-American honorable mention recognition in baseball and a McDonald's All-American nomination in basketball...he still owns the Smithville school records for points, assists, steals and 3-pointers...played baseball collegiately at the University of Missouri and earned a degree in communications...played with Ian Kinsler at Mizzou in 2003 and with Albert Pujols in the summer ball Jayhawk League for the Hays Larks when Pujols moved to Missouri in the late '90s...his parents, Diana and Steve, were both college basketball players...Diana also played college softball and went on to coach high school basketball, track and softball for 30 years en route to her induction into the Missouri Sports Hall of Fame in 2017...Steve is an inductee in the Missouri High School Fastpitch Coaches Association Hall of Fame, honoring his 20 years coaching softball at the high school and NAIA levels...in his free time, Jayce enjoys physical activities such as CrossFit and Brazilian jiu-jitsu, as well as just being a dad to his two sons...also speaks fluent Spanish.

COACHING CAREER HIGHLIGHTS: 2023 marked fifth season as a major league coach/manager after spending 2020-21 as the San Diego Padres manager, a position he was named to on October 28, 2019...managed the Twins from September 18-20 at Cincinnati, going 2-1 while Rocco Baldelli left to attend the birth of his twin boys in Minneapolis...led Padres to the best winning percentage in franchise history (37-23, 617%) in his first season as a major league manager in 2020...finished second in voting for National League Manager of the Year in 2020, receiving six first-place votes and 71 points overall...Marlins' skipper Don Mattingly won the award, receiving 20 first place votes and 124 points...spent 13 seasons (2006-18) with the Texas Rangers, including serving as the major league player development field coordinator in 2019...moved to the front office for two years to assume the role of assistant general manager (2017-18), overseeing the club's player development system before returning to the dugout as bench coach to end the 2018 season...was field coordinator in 2015-16, serving as the outfield and baserunning coach for the ML coaching staff when the Rangers captured back-to-back AL West division titles...prior to his initial stint on the big-league staff, Tingler spent three years (2012-14) as the Rangers' minor league field coordinator, overseeing all on-field instruction for farm players, as well as organizing spring training and the instructional league...prior to serving as coordinator of instruction for the club's Arizona and Dominican Republic operations in 2011, he spent three seasons as manager in the Dominican Summer League (2008-09) and Arizona League (2010), leading all three of his squads to first-place finishes and a collective 124-62 (.667) record...in 2006, with Tingler's player career nearing its end, A.J. Preller, the then-Rangers director of professional and international scouting, asked him if he would help the Rangers start their Dominican League team in 2007...at the time of his hiring in San Diego, Tingler was managing Escogido in the Dominican Winter League, where the Leones' 9-1 record sat atop the standings.

PROFESSIONAL COACHING/MANAGING TIMELINE

2022-23	MINNESOTA BENCH COACH
2020-21	SAN DIEGO MANAGER
2019	Texas ML Player of Development Field Coordinator
2018	TEXAS BENCH COACH
2017-18	Texas Assistant General Manager
2015-16	TEXAS FIELD COORDINATOR
2012-14	Texas Minor League Field Coordinator
2011	Texas Coordinator of Instruction
2010	Texas Arizona League Manager
2008-09	Texas Dominican Summer League Manager
2007	Texas Dominican Summer League Hitting Coach

PLAYING CAREER: Selected by the Toronto Blue Jays in the 10th round of the 2003 First-Year Player Draft out of the University of Missouri...the left-handed outfielder played parts of four minor league seasons with Toronto (2003-05) and Texas (2006), batting .271 (400-1477) with 49 doubles, nine triples, three home runs, 111 RBI, 248 runs, 20 stolen bases, 221 walks and just 95 strikeouts...named a Florida State League All-Star in 2004 before being selected by the Rangers in the Triple-A phase of the 2005 Rule 5 Draft. (A.J. Preller, then the Texas Rangers' director of professional and international scouting, selected Tingler in the Rule 5 Draft)...earned California League All-Star honors in his lone season in the Texas system in 2006...named a Collegiate Baseball Freshman All-American in 2000 for Mizzou, finishing his Tigers' career as the school's all-time leader in hits, walks and runs.

TINGLER'S PLAYING RECORD

YEAR	CLUB	AVG	G	AB	R	H	2B	3B	HR	RBI	SH	SF	HB	BB	SO	SB	CS	OBP	DPS
2003	Pulaski	.287	62	223	49	64	13	1	1	23	7	4	6	46	14	6	2	416	.783
	Auburn	.238	7	21	5	5	1	0	0	1	0	0	0	4	0	0	0	.360	.646
2004	Dunedin	.251	118	447	77	112	15	2	1	36	6	4	16	74	25	3	5	.373	.673
2005	Dunedin	.265	121	465	67	123	16	3	1	28	3	4	13	53	31	2	2	.353	.672
2006	Bakersfield	.330	56	224	40	74	4	3	0	17	6	0	4	36	16	5	7	.432	.807
	Frisco	.227	25	97	10	22	0	0	0	6	4	0	3	8	9	4	2	.306	.532
Minor League Totals		.271	389	1477	248	400	49	9	3	111	26	12	42	221	95	20	18	.378	.701

TINGLER'S RECORD AS MANAGER

YEAR	CLUB	LEAGUE	POSITION	WON	LOST	PCT.
2008	DSL Rangers	Dominican Summer League	1st in Division	46	23	.667
2009	DSL Rangers	Dominican Summer League	1st in Division	47	15	.758
2010	AZL Rangers	Arizona League	1st in Division	31	24	.564
2020	San Diego	National League	2nd in NL West (Wild Card)	37	23	.617
2021	San Diego	National League	3rd in NL West	79	83	.488
Minor League Totals				124	62	.667
Major League Totals				116	106	.523





40

TOMMY WATKINS

**THIRD BASE/
OUTFIELD**

NAMED THIRD BASE COACH ON DECEMBER 10, 2021

B/T: R/R

BORN: 6/18/1980 in Fort Myers, FL

RESIDES: Fort Myers, FL

SCHOOL: Riverdale High School (Fort Myers, FL)

PERSONAL: Thomas Gray Watkins Jr...married his wife, Courtney, in the 2021-22 offseason...1998 graduate of Riverdale (FL) High School...cousin of NFL wide receiver Sammy Watkins...in 2020, established the Tommy Watkins Foundation, a 501(c)(3) organization dedicated to giving back to the communities that supported him throughout his childhood and career (tommywatkins.org)...in conjunction with the Twins and Hormel Foods, for each Twins homer hit in July 2021, the foundation donated 10 backpacks full of school supplies to the Boys & Girls Clubs of the Twin Cities (totaling 400 backpacks), part of its "Bombas for Backpacks" initiative...in 2022, partnered with Every Meal, a Minnesota organization working to fight childhood hunger in the Twin Cities by filling gaps in food access children face during weekends, summers and extended school breaks.

COACHING CAREER HIGHLIGHTS: 2023 marked 14th season coaching/managing at some capacity in the Twins organization, fifth at the major league level...spent three seasons as Minnesota's first base coach from 2019-21 prior to shifting to third base coach in 2022...also assists Baldelli in outfield instruction...managed Low-A Cedar Rapids in 2017 to a record of 75-65 and a second place finish; lost in the semifinals to Quad Cities.

PROFESSIONAL COACHING/MANAGING TIMELINE

2022-23	MINNESOTA THIRD BASE COACH
2019-21	MINNESOTA FIRST BASE COACH
2018	Double-A Chattanooga Manager
2017	Low-A Cedar Rapids Manager
2016	Double-A Chattanooga Hitting Coach
2010-15	Low-A Beloit/Cedar Rapids Hitting Coach

PLAYING CAREER: Had contract selected August 8, 2007 by Minnesota after spending 10 years in the Twins minor league system...made major league debut as pinch-hitter August 10, 2007 at Los Angeles-AL...singled off Jarrod Washburn for first career hit August 15, 2007 at Seattle...suffered lower abdominal muscle strain August 23, 2017 and was on the Injured List the remainder of that season; never returned to the major leagues...selected by Minnesota in the 38th round of the 1998 First-Year Player Draft; signed by scout Brad Weitzel.

WATKINS' PLAYING RECORD

YEAR	CLUB	AVG	G	AB	R	H	2B	3B	HR	RBI	SH	SF	HB	BB	SO	SB	CS	OBP	OPS
1998	GCL Twins	.219	33	73	8	16	5	0	0	8	1	1	0	9	11	5	0	.301	.589
1999	GCL Twins	.263	49	152	30	40	10	0	1	12	7	1	2	28	21	4	4	.383	.731
2000	Elizabethton	.221	37	113	15	25	2	1	0	15	2	2	2	14	23	4	1	.313	.570
2001	Quad Cities	.230	73	191	31	44	9	0	2	16	6	1	2	28	36	4	2	.333	.642
2002	Fort Myers	.234	94	269	38	63	10	0	2	24	7	2	3	29	46	10	5	.314	.607
2003	Fort Myers	.259	104	347	53	90	9	2	1	35	8	3	5	34	44	11	5	.332	.637
2004	New Britain	.267	116	397	64	106	21	1	8	47	12	4	5	45	77	20	9	.346	.731
2005	New Britain	.229	116	319	50	73	19	0	4	24	13	0	5	31	65	12	7	.307	.633
2006	New Britain	.218	32	101	9	22	2	1	0	8	2	0	1	10	26	3	1	.295	.552
	Rochester	.276	60	174	25	48	10	0	4	23	5	1	1	18	25	7	2	.345	.748
2007	Rochester	.272	110	349	53	95	22	0	8	49	7	3	4	39	63	12	7	.349	.753
	MINNESOTA	.357	9	28	2	10	0	0	0	0	0	0	0	4	4	1	0	.438	.795
2008	Rochester	.219	76	233	32	51	9	3	1	18	5	0	2	25	31	5	4	.300	.596
2009	Rochester	.248	59	129	18	32	6	0	0	11	5	1	0	11	21	2	3	.305	.600
	Minor League Totals	.248	959	2847	426	705	134	8	31	290	80	19	32	321	489	99	50	.329	.662
	Major League Totals	.357	9	28	2	10	0	0	0	0	0	0	0	4	4	1	0	.438	.795

WATKINS' RECORD AS MANAGER

YEAR	CLUB	LEAGUE	POSITION	WON	LOST	PCT.
2017	Cedar Rapids	Midwest League	2nd in first half/2nd in second half	75	65	.536
2018	Chattanooga	Southern League	3rd in first half/5th in second half	65	72	.474
	Minor League Totals			140	137	.505



PLAYERS





66

JORGE ALCALA

RHP

H/W: 6-3/203 **B/T:** R/R
AGE: 28
BORN: 7/28/1995 in Bajos de Haina, DR
RESIDES: Santo Domingo, DR

ACQUIRED: Trade with HOU, 7/27/18
M.L. SERVICE: 4 years, 14 days
CONTRACT STATUS: Signed thru 2023

PERSONAL: Jorge Luis Alcala (pronounced AL-cah-lah)...Instagram: @jorge_luis_alcala28...hobbies include playing dominoes and going to the beach.

CAREER HIGHLIGHTS: Twins are second organization, starting with Houston from 2015-18 and was part of Ryan Pressly trade at 2018 deadline to get to Minnesota...made Twins Opening Day roster three times in career (2021-23)...earned first major league save in final 2021 appearance, on October 3 at Kansas City (1.1 IP, 3 K)...ranked the 23rd-best prospect in the Twins' system as of September 14, 2019 by MLB.com, and 19th by *Baseball America*...made major league debut September 21, 2019 vs. Kansas City, pitching 0.2 scoreless innings with one hit and one walk...recorded first major league win August 18, 2020 vs. Milwaukee, pitching 2.0 scoreless innings in a 4-3, 12-inning Twins victory...named No. 11 prospect in Twins system by MLB.com in 2018...named 18th-best prospect in Astros system by MLB.com in 2017.

POSTSEASON CAREER: Has not appeared at major league level.

2023:

- Made Twins Opening Day roster for third time in career and third time consecutively.
- Did not allow an earned run in first four appearances (5.2 IP) from April 1-12.
- Optioned to Triple-A St. Paul on April 21 (Simeon Woods Richardson recalled)...appeared in four games for Saints from April 23-May 3 and was recalled by Minnesota on May 6.
- Appeared in four more games for Twins, allowing six runs on 5.1 innings pitched (10.13 ERA) and was placed on 15-day Injured List on May 16 with a right forearm strain...transferred to 60-day IL on June 18.
- Pitched in two games with Triple-A St. Paul on rehab assignment; reinstated on October 1.
- Appeared on October 1 at Colorado, allowing one run on one hit in 2.0 innings pitched, with two walks and four strikeouts.

PROFESSIONAL: Signed by the Astros as an international free agent on December 3, 2014...acquired by the Twins on July 27, 2018 along with outfielder Gilberto Celestino in exchange for right-handed pitcher Ryan Pressly.

CAREER HIGHS

IP: 3.0, 8/21/20 at KC
Walks: 2, 4x, last 5/12/23 vs. CHC
SO: 6, 8/21/20 at KC
CG: --
Low-Hit CG: --
Win-Streak: 1, 5x, last 7/31/21 at STL



ALCALA'S PITCHING RECORD

YEAR	CLUB	W-L	ERA	G	GS	CG	SH	SV	IP	H	R	ER	HR	HB	BB	SO	WP	K/9	BAA
2015	DSL Astros Blue	2-0	3.06	12	2	0	0	1	32.1	27	14	11	0	0	19	20	7	5.6	.227
2016	GCL Astros	1-1	1.21	6	3	0	0	1	22.1	14	3	3	0	0	6	35	2	14.1	.175
	Greenville	2-1	1.80	6	4	0	0	0	20.0	12	5	4	0	1	8	20	1	9.0	.174
	Tri-City	0-1	5.27	3	3	0	0	0	13.2	20	15	8	1	2	4	15	4	9.9	.345
2017	Buies Creek	5-6	3.45	16	14	1	1	0	78.1	55	33	30	7	5	33	60	7	6.9	.200
	Quad Cities	2-0	2.03	6	4	0	0	0	31.0	16	7	7	3	1	12	35	2	10.2	.155
2018	Buies Creek	1-4	3.03	10	7	0	0	2	38.2	25	15	13	2	2	18	45	5	10.5	.182
	Corpus Christi	2-3	3.54	9	5	0	0	1	40.2	36	17	16	1	2	17	37	3	8.2	.243
	Chattanooga	0-4	5.85	5	4	0	0	0	20.0	23	16	13	4	1	14	22	2	9.9	.280
2019	Pensacola	5-7	5.87	26	16	0	0	0	102.2	114	68	67	12	5	37	105	6	9.2	.284
	Rochester	1-0	0.00	5	0	0	0	0	7.2	4	0	0	0	0	2	11	0	12.9	.154
	MINNESOTA	0-0	0.00	2	0	0	0	0	1.2	1	0	0	0	0	1	1	0	5.4	.167
2020	MINNESOTA	2-1	2.63	16	0	0	0	0	24.0	21	8	7	3	0	8	27	1	10.1	.244
2021	MINNESOTA	3-6	3.92	59	0	0	0	1	59.2	45	29	26	10	2	13	61	1	9.2	.214
2022	Fort Myers	0-1	0.00	1	0	0	0	0	1.0	2	1	0	0	0	0	1	0	9.0	.333
	MINNESOTA	0-0	0.00	2	0	0	0	0	2.1	2	0	0	0	0	2	2	0	7.7	.250
2023	Fort Myers	0-0	0.00	1	0	0	0	0	1.0	0	0	0	0	0	0	2	0	18.0	.000
	Wichita	0-0	9.00	2	0	0	0	0	2.0	3	2	2	1	0	1	4	0	18.0	.333
	St. Paul	2-1	1.17	6	0	0	0	0	7.2	5	1	1	1	0	4	10	0	11.7	.192
	MINNESOTA	0-1	6.23	11	0	0	0	0	17.1	14	13	12	5	1	10	16	0	8.3	.222
	Minor League Totals	23-29	3.76	114	62	1	1	5	419.0	356	197	175	32	19	175	422	39	9.1	.231
	Major League Totals	5-8	3.86	90	0	0	0	6	105.0	83	50	45	18	3	34	107	2	9.1	.223

ALCALA'S CAREER FIELDING RECORD

POSITION	PCT	G	PO	A	E	TC	DP	PB
Pitcher	1.000	90	7	6	0	13	0	—

ALCALA'S PROFESSIONAL INJURED LIST HISTORY

DATES	INJURY	LEVEL
May 16-October 1, 2023	Right Forearm Strain	Minnesota
April 12-end of 2022 season	Right Elbow Inflammation	Minnesota
August 9-27, 2021	Right Triceps Tendinitis	Minnesota
July 29-August 6, 2018	Neck Strain	Double-A Chattanooga

ALCALA'S GAME LOGS

DATE	OPP.	W	L	SV	SVO	HLD	ERA	GS	CG	IP	H	R	ER	HR	BB	IBB	HB	SO	AVG	#PIT
4/1	@KC	0	0	0	0	1	0	0	0	1.0	0	0	0	0	1	0	0	0	.000	12
4/3	@MIA	0	0	0	0	0	0	0	0	2.0	2	0	0	0	0	0	0	3	.222	25
4/9	HOU	0	0	0	0	0	0	0	0	1.2	1	1	0	0	2	0	0	1	.200	45
4/12	CWS	0	0	0	0	1	0	0	0	1.0	0	0	0	0	0	0	0	0	.167	15
4/15	@NYY	0	0	0	0	0	2.35	0	0	2.0	2	2	2	0	1	0	1	2	.192	44
4/20	@BOS	0	0	0	0	0	4.50	0	0	2.1	2	3	3	1	1	0	0	1	.206	41
APRIL TOTALS		0	0	0	0	2	4.50	0	0	10.0	7	6	5	1	5	0	1	7	.206	182
5/6	@CLE	0	1	0	0	0	4.50	0	0	2.0	1	1	1	1	0	0	0	3	.195	29
5/9	SD	0	0	0	0	0	6.23	0	0	1.0	3	3	3	1	1	0	0	1	.234	23
5/12	CHC	0	0	0	0	0	6.91	0	0	1.1	2	2	2	1	2	0	0	1	.245	33
5/14	CHC	0	0	0	0	0	6.46	0	0	1.0	0	0	0	0	0	0	0	0	.232	13
MAY TOTALS		0	1	0	0	0	10.13	0	0	5.1	6	6	6	3	3	0	0	5	.273	98
10/1	@COL	0	0	0	1	0	6.23	0	0	2.0	1	1	1	1	2	0	0	4	.222	39
OCTOBER TOTALS		0	0	0	1	0	4.50	0	0	2.0	1	1	1	1	2	0	0	4	.143	39



RHP

H/W: 6-5/194 **B/T:** R/R
AGE: 25
BORN: 9/17/1998 in Oakville, CAN
RESIDES: Mississauga, CAN

ACQUIRED: 5th RD, 2016 MLB Draft
M.L. SERVICE TIME: 66 days
CONTRACT STATUS: Signed thru 2023

PERSONAL: Jordan Blake Balazovic (pronounced BAL-uh-ZAH-vick)...X: @JBalazovic...Instagram: @jordanbalazovic...attended St. Martin Secondary School in Mississauga...was ranked as the highest prep school Canadian and the 134th-best prospect in the draft by *Baseball America*, and also as the 127th overall prospect by MLB.com...played for the Canadian Junior National Team and tossed 9.0 scoreless innings with three hits allowed, no walks and eight strikeouts in a two-game trip to the Dominican Republic in 2016...was named the Rawlings-Perfect Game All-Region selection from the Canada/Puerto Rico region in 2016...in 2015, he earned All-Tournament honors at the Perfect Game World Wood Bat Championship after tossing a complete game, allowing two walks and six hits with five strikeouts...grandfather Joe Balazovic played two seasons in the Cleveland system, including making his professional debut in 1957 with the Fargo-Moorhead Twins...is good friends with the Naylor brothers (Josh and Bo), who both play for Cleveland...Jordan enjoys spending time with his family during the offseason...if he could play any TV/movie character, he would play Rick "Wild Thing" Vaughn in Major League...his favorite vacation destination is Mexico...outside of baseball, is also a big hockey and basketball fan...participated in 2023 TwinsFest at Target Field in January.

CAREER HIGHLIGHTS: Made major league debut on June 18, 2023 vs. Detroit; also recorded first strikeout, fanning Spencer Torkelson...first career win on July 22, 2023 vs. Chicago-AL...named 20th-best prospect in Twins system by MLB.com in 2023...named 85th-best prospect by *Baseball America*, entering the 2022 season...also entered season ranked No. 5 prospect in Twins system, per MLB.com...ranked 97th-best prospect by MLB.com entering 2021...entered 2020 ranked as the fifth-best prospect in the Twins farm system by *Baseball America* (95th in baseball)...also ranked as fourth best (86th in baseball) by MLB.com...added to Twins 40-man roster on November 20, 2020...pitched for the AL in the SiriusXM All-Star Futures Game in 2019...ranked No. 6 prospect and best control in Twins system by *Baseball America* in 2019...ranked Twins No. 4 prospect by MLB.com (81st in baseball), entering the 2020 season.

CAREER HIGHS

IP: 3.2, 6/18/23 vs. DET
Walks: 3, 8/19/23 vs. SEA
SO: 3, 7/9/23 vs. BAL
CG: --
Low-Hit CG: --
Win-Streak: 1, 7/22/23



2023:

- * Was in Twins spring training but did not pitch and was optioned to Triple-A St. Paul on March 3.
- * Posted a 1.80 ERA (15.0 IP, 3 ER) with 10 walks and 22 strikeouts in first seven games (2 starts) for Saints from April 7-May 9.
- * Recalled by Minnesota on June 18 and made major league debut that afternoon vs. Detroit, pitching 3.2 scoreless innings with two hits allowed, one walk and two strikeouts in a Twins 6-4 loss...recorded first career strikeout, fanning Spencer Torkelson.
- * Earned first career win on July 22 vs. Chicago-AL, pitching 1.0 scoreless inning in a Twins 3-2 victory.
- * Became 14th pitcher in Twins history (since 1961) to allow two-or-fewer earned runs within his first 10 career games, first since Ryan O'Rourke (1 ER) from July 7-August 1, 2015.
- * Went 1-0, 1.29 ERA (14.0 IP, 2 ER) with two holds, four walks and 10 strikeouts in first 11 major league games from June 18-July 24...used more in high leverage situations from mid- to end of July.
- * Appeared in seven games for the Twins from July 26-August 19, posting an 8.71 ERA (10.1 IP, 10 ER) with eight walks and seven strikeouts and was optioned to St. Paul on August 20.
- * Finished season at St. Paul but spent the final week of the season throwing to rehabbing hitters (Buxton, Correa, Lewis, et al) to be ready for Postseason.
- * Went 2-1, 5.01 ERA (70.0 IP, 39 ER) with 44 walks, 71 strikeouts, a 1.67 WHIP, .270 (73-for-270) opponent batting average and 9.1 strikeouts-per-9.0 innings ratio in 40 games (3 starts) between St. Paul and Minnesota.

PROFESSIONAL: Selected by Minnesota in fifth round of 2016 First-Year Player Draft; signed by scout Walt Burrows.

BALAZOVIC'S PITCHING RECORD																			
YEAR	CLUB	W-L	ERA	G	GS	CG	SH	SV	IP	H	R	ER	HR	HB	BB	SO	WP	K/9	BAA
2016	GCL Twins	2-1	1.97	8	6	0	0	1	32.0	26	9	7	0	7	5	16	0	4.5	.217
2017	GCL Twins	1-3	4.91	10	3	0	0	0	40.1	47	25	22	5	2	20	29	1	6.5	.297
2018	Cedar Rapids	7-3	3.94	12	11	0	0	0	61.2	54	27	27	5	3	18	78	6	11.4	.233
2019	Cedar Rapids	2-1	2.18	4	4	0	0	0	20.2	15	7	5	1	1	4	33	0	14.4	.195
	Fort Myers	6-4	2.84	15	14	0	0	0	73.0	52	25	23	3	5	21	96	0	11.8	.193
2020	SPENT PART OF SEASON AT ALTERNATE SITE IN ST. PAUL, MN																		
2021	Wichita	5-4	3.62	20	20	0	0	0	97.0	98	48	39	9	5	38	102	5	9.5	.255
2022	Fort Myers	0-0	18.00	1	0	0	0	0	2.0	4	4	4	1	1	2	1	0	4.5	.400
	St. Paul	0-7	7.39	22	21	0	0	0	70.2	102	66	58	20	2	35	76	6	9.7	.336
2023	St. Paul	1-1	5.32	22	3	0	0	0	45.2	47	29	27	5	1	32	54	4	10.6	.269
	MINNESOTA	1-0	4.44	18	0	0	0	0	24.1	26	13	12	5	0	12	17	3	6.3	.274
Minor League Totals		24-24	4.31	114	82	0	0	1	443.0	445	240	212	49	27	175	485	22	9.9	.257
Major League Totals		1-0	4.44	18	0	0	0	0	24.1	26	13	12	5	0	12	17	3	6.3	.274

BALAZOVIC'S CAREER FIELDING RECORD								
POSITION	PCT	G	PO	A	E	TC	DP	PB
Pitcher	1.000	18	2	0	0	2	0	—

BALAZOVIC'S PROFESSIONAL INJURED LIST HISTORY		
DATES	INJURY	LEVEL
April 5-May 7, 2022	Left Knee Sprain	Triple-A St. Paul
May 4-June 5, 2021	Right Shoulder Tendinitis	Double-A Wichita
August 24-end of 2018 season	Left Hamstring Strain	Low-A Cedar Rapids

BALAZOVIC'S GAME LOGS																				
DATE	OPP.	W	L	SV	SVO	HLD	ERA	GS	CG	IP	H	R	ER	HR	BB	IBB	HB	SO	AVG	#PIT
6/18	DET	0	0	0	0	0	0	0	0	3.2	2	0	0	0	1	0	0	2	.182	40
6/24	@DET	0	0	0	0	0	0	0	0	0.2	1	0	0	0	0	0	0	0	.214	6
6/25	@DET	0	0	0	0	0	0	0	0	0.2	1	0	0	0	1	0	0	1	.235	18
6/28	@ATL	0	0	0	0	0	1.50	0	0	1.0	1	1	1	1	0	0	0	1	.238	18
6/30	@BAL	0	0	0	0	0	1.29	0	0	1.0	0	0	0	0	0	0	0	0	.208	9
JUNE TOTALS		0	0	0	0	0	1.29	0	0	7.0	5	1	1	1	2	0	0	4	.208	91
7/3	KC	0	0	0	0	1	1.23	0	0	0.1	0	0	0	0	0	0	0	0	.200	6
7/9	BAL	0	0	0	0	0	1.80	0	0	2.2	4	1	1	1	0	0	0	3	.243	42
7/14	@OAK	0	0	0	0	0	1.64	0	0	1.0	1	0	0	0	0	0	0	2	.244	17
7/18	@SEA	0	0	0	0	0	1.50	0	0	1.0	1	0	0	0	1	0	0	0	.244	15
7/22	CWS	1	0	0	0	0	1.38	0	0	1.0	0	0	0	0	1	0	0	0	.234	7
7/24	SEA	0	0	0	0	1	1.29	0	0	1.0	1	0	0	0	0	0	0	1	.235	12
7/26	SEA	0	0	0	0	0	2.93	0	0	1.1	1	3	3	1	2	0	0	1	.232	32
7/29	@KC	0	0	0	0	0	3.12	0	0	2.0	2	1	1	0	1	0	0	1	.234	33
JULY TOTALS		1	0	0	0	1	4.35	0	0	10.1	10	5	5	2	5	0	0	8	.250	164
8/5	ARI	0	0	0	0	0	2.79	0	0	2.0	0	0	0	0	1	0	0	1	.214	26
8/9	@DET	0	0	0	0	0	3.80	0	0	2.0	6	4	3	1	1	0	0	1	.259	39
8/12	@PHI	0	0	0	0	0	3.63	0	0	1.0	2	0	0	0	0	0	0	2	.267	18
8/16	DET	0	0	0	0	0	3.47	0	0	1.0	0	0	0	0	0	0	0	1	.258	18
8/19	PIT	0	0	0	0	0	4.44	0	0	1.0	3	3	3	1	3	0	0	0	.274	36
AUGUST TOTALS		0	0	0	0	0	7.71	0	0	7.0	11	7	7	2	5	0	0	5	.355	137



25

BYRON BUXTON

DH/OF

H/W: 6-3/201

B/T: R/R

ACQUIRED: 1st RD (2nd overall), 2012 MLB Draft

AGE: 29

M.L. SERVICE: 7 years, 161 days

BORN: 12/18/1993 in Baxley, GA

CONTRACT STATUS: Signed thru 2028

RESIDES: Baxley, GA

PERSONAL: Byron Keiron Buxton...wife, Lindsey...sons, Brixton Scott (12/6/13), Blaze Jett (7/2/20) and Baire Lennox (7/24/23)...X: @OfficialBuck103...Instagram: @buckdaddy103...2012 graduate of Appling County (GA) High School...in 2012, ranked top high school prospect in the country at the time of the MLB First-Year Player Draft by *Baseball America*...named 2011 and '12 Gatorade Georgia Player of the Year, leading Appling County High School to the Georgia Class AA State Championship in 2012...named First-Team Rawlings Preseason All-American after hitting .513 with 17 doubles, three home runs, 35 RBI and 38 stolen bases during senior season; as a pitcher, went 10-1 with five saves and 154 strikeouts in 81.0 innings pitched...struck out 18 batters in 7.0 innings pitched in the deciding game of the Georgia Class AA State Championship Series...selected to play in the Under Armour All-American Game in 2011...played football and was an All-State defensive back and receiver as a senior and All-Region as a quarterback as a junior...participated in Twins Winter Caravan in 2016 and '17...started Buxton's Battalion, in which he provides tickets and a special meet and greet for military members and their families at every Friday home game...invites members of the Minnesota National Guard to play catch on the field...his brother, Felton, serves in the U.S. Navy...in 2019 raised funds through the Big League Impact ALL WIN campaign, impacting Minnesota Military Family Foundation...occasionally attends Twins RBI Glove Giveaways, helping distribute free baseball gloves to participants in the Twins RBI program...named Carl R. Pohlad Community Service Award winner in 2020...is a Tampa Bay Buccaneers fan.

CAREER HIGHLIGHTS: Spent most of 2023 season as Twins' DH in an effort to keep him healthy by not playing centerfield (club acquired Michael A. Taylor to play CF)...named 2022 AL All-Star, originally as reserve but was starting centerfielder, replacing Mike Trout; hit go-ahead solo homer in fourth inning...named AL Player of the Week June 13, 2022...awarded MLB's Play of the Week twice in 2022, once for a diving catch on May 24 vs. Detroit and again on July 4 at Chicago-AL for initiating an 8-5 triple play, the first in baseball history...named American League Player of the Month for April 2021...became the 16th Twins player to win the award and the first since Delmon Young in July 2010...also just the third Twin to be named AL Player of the Month for April, joining Kirby Puckett (1986) and Torii Hunter (2002)...named 2020 Rawlings Gold Glove Award® centerfielder finalist, along with Oakland's Ramon Laureano, both finishing behind Chicago-AL's Luis Robert...finished 2020 placing 16th in American League MVP voting with two voting points - one ninth place vote...given 2016, 2017, 2019 & 2020 Jim Kaat Award for Twins Defensive Player of the Year and 2017 Bill Boni Award as Most Improved Twin, all voted on by the Twin Cities Chapter of the BBWAA...was successful in 33-consecutive steal attempts May 23, 2017-April 22, 2019, a club record...earned first career Rawlings AL Gold Glove Award® and AL Platinum Glove in 2017...also in 2017, hit three home runs August 27 at Toronto, becoming the eighth player in club history at the time to do so, joining Bob Allison, Harmon Killebrew, Tony Oliva, Justin Morneau, Max Kepler, Brian Dozier and Eddie Rosario...named AL Player of the Week for period ending August 27, 2017...named Twins top prospect entering 2016, as well as best hitter for average, fastest baserunner, best athlete, best defensive outfielder and best outfield arm in Twins system by *Baseball America*...made major league debut June 14, 2015 at Texas; started in centerfield and went 0-for-4 with a run scored...notched first career hit June 15 at St. Louis, a triple off John Lackey...hit first career homer Sept. 27, 2015 at Detroit, a solo shot off José Valdez in the eighth...named Twins top prospect entering 2015, as well as best hitter for average, fastest baserunner, best athlete, best defensive outfielder and best outfield arm in the Twins system by *Baseball America*...named top prospect in baseball by MLB.com entering 2015...named 2013 Most Valuable Player and Prospect of the Year in the Midwest League by *Baseball America*...awarded with 54th annual J.G. Taylor Spink Award as Topps/Minor League Baseball's Player of the Year in 2013...named 2013 Minor League Player of the Year by *Baseball America*...given 2013 Sherry Robertson Award as Twins minor league Player of the Year...named top prospect, best hitter for average, fastest baserunner, best athlete, best defensive outfielder and best outfield arm in Twins system by *Baseball America* entering 2014...selected to play for the U.S. in the 2013 SiriusXM All-Star Futures Game at Citi Field.

POSTSEASON CAREER: 2020: Appeared in two games in AL Wild Card Series vs. Houston...made the start in Game 1 September 29, going 1-for-4, singling off Zack Greinke in the first inning for first career Postseason hit...2019: Was not on Twins 2019 ALDS roster vs. New York-AL after having left shoulder surgery in September...2017: Made Postseason debut in the AL Wild Card Game October 3, 2017 at New York-AL, batting seventh in centerfield; went 0-for-2 with a strikeout and groundout before exiting the game in the fourth inning after crashing into the centerfield wall two innings prior, robbing Todd Frazier of extra bases.

2023:

- * Was in Twins spring training and played mostly in minor league games and took live AB's on back fields of Hammond Stadium.
- * Made Twins Opening Day roster, the seventh of career and was club's Opening Day designated hitter on March 30 at Kansas City, going 2-for-5 with a triple...spent all of season as club's DH in an effort to help keep him healthy by not playing in centerfield.
- * Opened season with three-straight multi-hit games from March 30-April 2, first Twin to do so since Sam Fuld began his 2014 season.

CAREER HIGHS

Hits: 5, 4/28/21 at CLE

RBI: 5, 3x, last 4/24/22 vs. CWS

HR: 3, 8/27/17 at TOR

GS: 2, last 5/18/19 at SEA

SB: 2, 3x, last 5/16/23 at LAD

Hit-Strike: 12, 8/10-21/17

WALK-OFF HITS/PA

9/14/17 vs. TOR (HR)

9/5/20 vs. DET (1B)

4/24/22 vs. CWS (HR)

7/1/22 vs. BAL (HR)

MULTI-HIT GAMES

8/27/17 at TOR (3)

8/12/20 at MIL

9/17/20 at CWS

9/30/21 vs. DET

4/10/22 vs. SEA

4/24/22 vs. CWS

6/9/22 vs. NYY

6/10/22 vs. TB

6/22/23 vs. BOS

7/21/23 vs. CWS



- * Grounded into a double play on April 2 at Kansas City, his first GDP since August 18, 2020, ending his streak of 172 games without a GDP, the longest in Twins/Senators franchise history (since 1901).
- * Hit 100th career home run on April 11 vs. Chicago-AL, a two-run shot off Lance Lynn.
- * Hit safely in season-high eight-straight games from April 25-May 4, hitting .345 (10-for-29) with four doubles, five home runs, 11 RBI, seven walks and a 1.472 OPS in that span...the streak was the start of a career-long 24-game on-base streak that spanned from April 25-May 24; posted a .381 on-base percentage in that span.
- * Hit by a pitch in the ribs by Cleveland's Tanner Bibee on June 1...placed on 10-day Injured List with a left rib contusion; reinstated on June 15.
- * Recorded ninth career multi-homer game on June 22 vs. Boston, hitting two solo homers...first homer traveled 466 feet, per Statcast, the second longest homer by a twin in 2023 and second longest of career, behind his 469-foot homer on April 24, 2022 vs. Chicago-AL; his second homer traveled 465 feet, he became the first hitter in the Statcast Era (2015-present) with multiple 460-plus-foot homers in the same game.
- * Recorded 10th career multi-homer game on July 21 vs. Chicago-AL, hitting a three-run homer and a solo shot, finishing with a season-high four RBI.
- * Played on Paternity List from July 24-27 to attend the birth of he and his wife's third son, Baire Lennox, on July 24 in Minneapolis.
- * Hit .375 (9-for-24) with five doubles, two home runs, six RBI, an .833 slugging percentage and a 1.278 OPS in a seven-game span from July 21-August 1, but was placed on the 10-day Injured List on August 4 with a right hamstring strain.
- * Played in first game on rehab assignment on August 30 for Triple-A St. Paul, playing 7.0 innings in the field, his first defensive action all season...played another game as designated hitter on September 1 but had rehab assignment shutdown temporarily after experiencing knee soreness.
- * Spent the final week of the season taking live BP with other players rehabbing from injuries to be ready for Postseason.
- * Hit .217 (49-for-226) with 14 home runs and a .768 OPS vs. right-handed pitching, compared to .179 (14-for-78) with three home runs and a .627 OPS vs. left-handed pitching.

PROFESSIONAL: Selected by Twins second overall in first round of 2012 First-Year Player Draft, the highest Twins draft pick since selecting Joe Mauer with the number one pick in the 2001 draft...was just the third second overall pick in Twins history, previous two being right-handed pitcher Adam Johnson in 2000 and first baseman Travis Lee in 1996...signed by scout Jack Powell.

BUXTON'S PLAYING RECORD

YEAR	CLUB	AVG	G	AB	R	H	2B	3B	HR	RBI	SH	SF	HBP	BB	SO	SB	CS	OBP	OPS
2012	GCL Twins	.216	27	88	17	19	4	3	4	14	0	0	3	11	26	4	3	.324	.790
	Elizabethton	.286	21	77	16	22	6	1	1	6	0	0	2	8	15	7	0	.368	.797
2013	Cedar Rapids	.341	68	270	68	92	15	10	8	55	3	3	1	44	56	32	11	.431	.990
	Fort Myers	.326	57	218	41	71	4	8	4	22	0	1	2	32	49	23	8	.415	.887
2014	Fort Myers	.240	30	121	19	29	4	2	4	16	0	0	3	10	33	6	2	.313	.718
	New Britain	.000	1	3	0	0	0	0	0	0	0	0	0	0	3	0	0	.000	.000
2015	Chattanooga	.283	59	237	44	67	7	12	6	37	0	4	1	26	51	20	2	.351	.840
	Rochester	.400	13	55	11	22	3	1	1	8	0	0	0	4	12	2	1	.441	.986
	MINNESOTA	.209	46	129	16	27	7	1	2	6	2	0	1	6	44	2	2	.250	.576
2016	Rochester	.305	49	190	41	58	11	3	11	24	0	2	3	14	58	7	0	.359	.927
	MINNESOTA	.225	92	298	44	67	19	6	10	38	4	3	3	23	118	10	2	.284	.714
2017	Rochester	.417	3	12	3	5	0	0	2	3	0	0	0	1	3	0	0	.462	1.378
	MINNESOTA	.253	140	462	69	117	14	6	16	51	5	2	4	38	150	29	1	.314	.728
2018	Fort Myers	.000	1	4	0	0	0	0	0	0	0	0	0	0	0	0	0	.000	.000
	Rochester	.272	35	136	22	37	11	1	4	14	0	0	3	9	42	4	1	.331	.787
	MINNESOTA	.156	28	90	8	14	4	0	0	4	1	0	0	3	28	5	0	.183	.383
2019	Cedar Rapids	.500	1	2	1	1	1	0	0	0	0	0	0	1	1	0	0	.667	1.667
	MINNESOTA	.262	87	271	48	71	30	4	10	46	2	1	2	19	68	14	3	.314	.827
2020	MINNESOTA	.254	39	130	19	33	3	0	13	27	0	2	1	2	36	2	1	.267	.844
2021	St. Paul	.409	7	22	6	9	2	1	3	9	0	2	0	2	3	0	0	.423	1.423
	MINNESOTA	.306	61	235	50	72	23	0	19	32	0	0	6	13	62	9	1	.358	1.005
2022	MINNESOTA	.224	92	340	61	76	13	3	28	51	0	1	7	34	116	6	0	.306	.833
2023	St. Paul	.167	4	12	0	2	0	0	0	1	0	0	0	2	5	0	0	.286	.453
	MINNESOTA	.207	85	304	49	63	17	1	17	42	14	13	28	35	109	9	0	.294	.731
Minor League Totals		.300	376	1447	289	434	68	42	48	209	3	12	18	164	357	105	28	.375	.879
Major League Totals		.239	670	2259	364	540	130	21	115	297	14	13	28	173	731	86	10	.300	.768

BUXTON'S CAREER FIELDING RECORD


POSITION	PCT	G	PO	A	E	TC	DP	PB
Outfield	.992	542	1449	20	12	1481	5	—

BUXTON'S WILD CARD RECORD

YEAR	OPPONENT	AVG	G	AB	R	H	2B	3B	HR	RBI	SH	SF	HBP	BB	SO	SB	CS	OBP	OPS	
2017	New York-AL	.000	1	2	0	0	0	0	0	1	0	0	0	0	1	1	1	0	.000	.000
2020	Houston	.250	2	4	0	1	0	0	0	0	0	0	0	0	3	1	1	.250	.500	
Wild Card Totals		.167	3	6	0	1	0	0	0	1	0	0	0	0	4	2	1	.167	.333	

BUXTON'S PROFESSIONAL INJURED LIST HISTORY

DATES	INJURY	LEVEL
August 4-end of 2023 season	Right Hamstring Strain	Minnesota
June 6-15, 2023	Left Rib Contusion	Minnesota
August 23-end of 2022 season	Right Hip Strain	Minnesota
June 22-August 27, 2021	Fractured Left Hand	Minnesota
May 7-June 19, 2021	Strained Right Hip	Minnesota
August 20-September 1, 2020	Left Shoulder Inflammation	Minnesota
September 10-end of 2019 season	Left Shoulder Subluxation (Labrum)	Minnesota
August 3-September 1, 2019	Left Shoulder Subluxation (Labrum)	Minnesota
July 16-25, 2019	Concussion-like Symptoms	Minnesota
June 18-29, 2019	Right Wrist Contusion	Minnesota
July 31-August 14, 2018	Left Wrist Strain	Triple-A Rochester
July 13-27, 2018	Left Wrist Strain	Triple-A Rochester
May 30-July 2, 2018	Left Great Toe Fracture	Minnesota
April 15-May 10, 2018	Migraine Symptoms	Minnesota
July 15-August 1, 2017	Left Groin Strain	Minnesota
June 25-August 10, 2015	Left Thumb Sprain	Minnesota
May 9-July 6, 2014	Left Wrist Sprain	High-A Fort Myers
April 3-May 4, 2014	Left Wrist Sprain	High-A Fort Myers



50
WILLI CASTRO

OF/IF

H/W: 6-1/206

B/T: S/R

AGE: 26

BORN: 4/24/1997 in Rio Piedras, PR

RESIDES: Port St. Lucie, FL

ACQUIRED: Signed as minor league free agent, 12/22/22

M.L. SERVICE: 4 years, 18 days

CONTRACT STATUS: Signed thru 2023

PERSONAL: Willi Rafael Castro Capellan...Instagram: @willic001...wife, Aniana...daughters, Arantxa and Amira.

CAREER HIGHLIGHTS: Twins are third organization (Cleveland - 2014-18, Detroit - 2018-22)...finished tied for fourth in American League Rookie of the Year voting following the 2020 season...made major league debut on August 24, 2019 at Minnesota...recorded the first hit of his big league career on August 24, 2019 at Minnesota, hitting a double off Kyle Gibson...named the Tigers co-Minor League Player of the Year in 2019...in 2020, ranked as the No. 9 prospect in the Tigers system by *Baseball America*...in 2019, rated as the ninth-best prospect in the Tigers organization by *Baseball America*...named to the 2018 Eastern League Midseason All-Star Team...in 2018, ranked as the No. 7 prospect in the Cleveland organization by *Baseball America*.

POSTSEASON CAREER: Has never appeared at major league level.

2023:

- * Made Twins Opening Day roster, his second time on a major league Opening Day roster (2021 with Detroit)...rostered as a bench player and one of the club's utility players coming out of spring training; ended seasons as an everyday player at a variety of positions.

CAREER HIGHS

Hits: 3, 14x, last 9/9/23 vs. NYM

RBI: 3, 8x, last 5/27/23 vs. TOR

HR: 2, 5/27/23 vs. TOR

GS: -

SB: 2, 5x, last 5/16/23 at LAD

Hit-Streak: 8, 9/20/20-4/3/21

WALK-OFF HITS/PA

6/1/23 vs. CLE (SF)

MULTI-HR GAMES

5/27/23 vs. TOR



- * Scored game-winning run on April 11 vs. Chicago-AL...pinch-ran for Christian Vázquez and scored from second on a Michael A. Taylor infield single, coming home on a throwing error.
- * Stole a career-high 15-consecutive bases from May 6-July 3.
- * Hit safely in a career-high-tying eight-straight games from May 12-21, batting .333 (11-for-33) with three doubles, one home run, three RBI, three stolen bases and an .848 OPS in that span.
- * Stole season-high and matched single-game career-high two bases four times: May 16 at Los Angeles-NL, May 24 vs. San Francisco, July 3 vs. Kansas City and July 25 vs. Seattle.
- * Stole home three times on season: May 24 vs. San Francisco, July 15 at Oakland and July 28 at Kansas City...all the steals were part of a first-and-third double steal scenario...second most steals of home for a Twin in a single season since Rod Carew stole home seven times in 1969.
- * Recorded first career walk-off plate appearance and RBI with a sacrifice fly off Eli Morgan in the ninth inning on June 1 vs. Cleveland.
- * Tied career high with three hits on May 21 at Los Angeles-AL (all singles)...matched that again on July 18 at Seattle and again on September 9 vs. New York-NL.
- * Recorded first career multi-homer game on May 27 vs. Toronto, both from the left side of the plate, off Chris Bassitt and Adam Cimber.
- * Hit .319 (23-for-72) with four doubles, three home runs, six RBI, a .355 on-base percentage, a .500 slugging percentage and an .855 OPS in 24 May games...led club in hits and runs scored (15) for the month.
- * Placed on 10-day Injured List on August 15 with a strained left oblique; played in three games on rehab assignment with Triple-A St. Paul and was reinstated on September 3...during IL stint, Castro attended the birth of his second daughter, Amira, on August 31 at Abbott Northwestern.
- * Recorded an extra-base hit in a career-high-tying three-straight games from September 19-22, with one triple and two home runs...strike included homering in consecutive games for the third time in his career from Sept. 19-20.
- * Set career high with 33 stolen bases, which also led the team and ranked fourth in baseball (38 attempts)...most stolen bases for a Twin since Ben Revere stole 40 in 2012...posted a 86.8 stolen base percentage, seventh best in baseball.
- * Played seven different positions throughout...played 54 games (33 starts) in leftfield, 45 games (29 starts) in centerfield, 41 games (23 starts) at third base, 10 games (4 starts) at second base, eight games (1 start) at shortstop and four games (2 starts) in rightfield...also pitched three times.
- * Hit .266 (65-for-244) with an .803 OPS vs. right-handed pitching and .237 (27-for-114) with a .636 OPS vs. left-handed pitching.

PROFESSIONAL: Originally signed by Cleveland as a non-drafted free agent on July 2, 2013...acquired by the Tigers from Cleveland in exchange for Leonys Martin and Kyle Dowdy on July 31, 2018...signed by Minnesota as minor league free agent on December 22, 2022.

CASTRO'S PLAYING RECORD

YEAR	CLUB	AVG	G	AB	R	H	2B	3B	HR	RBI	SH	SF	HB	BB	SO	SB	CS	OBP	OPS
2014	AZL Indians	.239	43	155	31	37	5	3	2	11	5	0	4	6	33	9	4	.285	.633
2015	Mahoning Valley	.264	67	273	34	72	9	3	1	25	8	3	7	10	31	20	7	.304	.634
2016	Lake County	.259	123	518	68	134	21	8	7	49	3	5	3	19	96	16	11	.286	.657
	Lynchburg	.222	3	9	0	2	0	0	0	0	0	0	0	0	0	0	1	.222	.444
2017	Lynchburg	.290	123	469	69	136	24	3	11	58	2	4	7	28	90	19	9	.337	.761
2018	Akron	.245	97	371	55	91	20	2	5	39	7	1	3	28	84	13	4	.303	.653
	Erie	.324	26	105	12	34	9	2	4	13	2	0	1	6	25	4	1	.366	.928
	Toledo	.286	5	21	0	6	0	0	0	2	0	0	0	0	5	1	0	.286	.571
2019	Toledo	.301	119	465	75	140	28	8	11	62	3	6	14	37	110	17	4	.366	.833
	DETROIT	.230	30	100	10	23	6	1	1	8	1	1	2	6	34	0	1	.284	.624
2020	DETROIT	.349	36	129	21	45	4	2	6	24	1	2	1	7	38	0	1	.381	.932
2021	Toledo	.391	5	23	7	9	2	0	1	2	0	0	0	0	2	2	0	.391	1.000
	DETROIT	.220	125	413	56	91	15	6	9	38	3	3	8	23	109	9	4	.273	.624
2022	Toledo	.265	8	34	2	9	2	0	0	1	0	0	0	2	10	3	1	.306	.629
	DETROIT	.241	112	365	47	88	18	2	8	31	1	3	8	15	82	9	4	.284	.651
2023	St. Paul	.182	3	11	2	2	0	0	0	1	0	0	0	2	5	0	0	.308	.490
	MINNESOTA	.257	124	358	60	92	18	5	9	34	2	3	12	34	99	33	5	.339	.750
	Minor League Totals	.274	621	2454	355	672	120	29	42	263	30	19	39	138	493	104	42	.320	.718
	Major League Totals	.248	427	1365	194	339	61	16	33	135	8	12	31	85	362	51	15	.305	.694

CASTRO'S PROFESSIONAL INJURED LIST HISTORY

DATES	INJURY	LEVEL
August 15-September 3, 2023	Left Oblique Strain	Minnesota
September 30-end of 2022 season	Strain Left Hamstring	Detroit
September 27-end of 2020 season	Right Shoulder Soreness	Detroit

CASTRO'S CAREER FIELDING RECORD

POSITION	PCT	G	PO	A	E	TC	DP	PB
Second Base	.981	118	162	242	8	412	50	—
Shortstop	.957	100	96	191	13	300	42	—
Outfield	.987	173	301	10	4	315	3	—
Third Base	.978	55	22	67	2	91	9	—
Pitcher	1.000	3	0	0	0	0	0	—
Totals	.976	449	581	510	27	1118	104	—



SS

H/W: 6-4/215

B/T: R/R

AGE: 29

BORN: 9/22/1994 in Santa Isabel, PR

RESIDES: Houston, TX

ACQUIRED: Re-signed as free agent, 1/11/23

M.L. SERVICE: 8 years, 120 days

CONTRACT STATUS: Signed thru 2028

4

CARLOS CORREA

PERSONAL: Carlos Javier Correa...X: @TeamJC Correa...Instagram: @teamjcorrea...wife, Daniella, reside in Houston, Texas...couple has two sons, Kyo, born in November 2021 and Kenzo, born in March 2023...Daniella is a former Miss Texas, having won the honor in 2016...the Astros invited Daniella out to the ballpark to throw a first pitch in August 2016, where the couple first met...one year later, just after the Astros clinched the 2017 World Series title, Carlos proposed to Daniella in a postgame TV interview with FOX reporter Ken Rosenthal...played amateur baseball at the Puerto Rico Baseball Academy in Gurabo, PR, and was named a Rawlings First Team All-American in 2012, his final year at the academy...selected first overall in 2012 and became the highest-drafted player selected out of Puerto Rico all-time, a label that was previously held by catcher Ramon Castro, who was picked 17th overall by Houston in 1994...is a combat sports and mixed martial arts enthusiast...he and former Astros teammate Lance McCullers Jr. are the co-hosts of their own combat sports podcast titled The Walkout, which is carried by SiriusXM and has an average rating of 4.5 out of 5.0 on iTunes...is also an avid fan of movies, particularly the Marvel superhero films...used to write Rotten Tomatoes movie reviews as a way of practicing English...visited the offices of Marvel in 2017...he and his wife, Daniella, own two dogs, Groot and Rocket, named after two characters from the Guardians of the Galaxy film series...is the driving force behind The Correa Family Foundation, which aims to provide transformative experiences and support to children affected by poverty or illness...during the COVID-19 pandemic, the Correa Family Foundation enacted a number of initiatives, including a \$500,000 donation to the City of Houston in the form of surgical and medical supplies, the creation of a program that delivered 2,500 meals per day to homeless, elderly and public employees in Houston, and a delivery of supplies to Puerto Rico facilitated by the Astros Foundation and Crane Worldwide...was in Puerto Rico prior to the 2020 season when the island was struck by a 6.4 magnitude earthquake...Correa described the disaster as the scariest moment of his life...to help with rebuilding efforts following the devastation, his Foundation started a Puerto Rico Earthquake Recovery Fund, with proceeds benefiting local schools...when he was younger he wanted to learn English so he could "speak for himself" when he made it to the major leagues, so his dad got a second job in construction to pay for his English classes...given Carl R. Pohlad Outstanding Community Service Award in 2022...inherited nickname "C4" from agent Scott Boras during introductory press conference at Twins spring training facility in Fort Myers, FL referring to his new number and initials...big fan of Puerto Rican rapper Bad Bunny...has used walk-up song "25/8" by Bad Bunny most of career...participated in 2023 TwinsFest at Target Field in January.

CAREER HIGHLIGHTS: 2023 Twins nominee for Roberto Clemente Award...in 2022, given Most Valuable Twin Award, the Bob Allison Award for leadership, the Jim Kaat Award as Twins Defensive Player of the Year and Mike Augustin "Media Good Guy" Award, all awards voted on by the Twin Cities Chapter of the BBWAA...named to AL All-Star team in 2017 and '21 with Houston...won AL Rawlings Gold Glove Award® at shortstop in 2021; also won the AL Platinum Glove, given annually to the best overall defender in each league...named the 2015 Jackie Robinson AL Rookie of the Year...became sixth Puerto Rican to win the award, joining Orlando Cepeda (1958), Benito Santiago (1987), Sandy Alomar (1990), Carlos Beltrán (1999) and Geovany Soto (2008)...earned the MLBPA Players Choice Award for the AL Most Outstanding Rookie and was named the Sporting News AL Rookie of the Year in 2015...named AL Player of the Month in May 2017...

CAREER HIGHS

Hits: 4, 13x, last 7/3/23 vs. KC

RBI: 5, 2x, last 7/27/19 at STL

HR: 2, 11x, last 6/22/22 vs. CLE

GS: 1, 2x, last 6/10/23 at TOR

SB: 3, 6/18/15 at COL

Hit-Stream: 16, 4/19-5/6/19

WALK-OFF HITS/PA

8/19/15 vs. HOU (1B)

5/24/16 vs. BAL (1B)

6/4/16 vs. OAK (1B)

6/21/16 vs. LAA (2B)

7/10/16 vs. OAK (E5)

8/1/16 vs. TOR (2B)

6/23/18 vs. KC (1B)

5/25/19 vs. BOS (1B)

9/7/21 vs. SEA (2B)

6/13/23 vs. MIL (HR)

7/24/23 vs. SEA (1B)

6/13/23 vs. MIL (HR)

7/24/23 vs. SEA (1B)

MULTI-HR GAMES

8/1/15 vs. ARI

9/26/15 vs. TEX

4/6/16 at NYY

6/29/17 vs. OAK

7/9/17 at TOR

9/27/17 at TEX

4/20/18 at CWS

8/15/19 at OAK

9/20/19 vs. LAA

6/4/21 at TOR

6/22/22 vs. CLE



named AL Rookie of the Month in June 2015...named AL Player of the Week three times in career: October 1, 2017, June 27, 2015 and August 14, 2015...is the Astros franchise leader in career home runs by a shortstop (133)...also owns the single-season franchise record for home runs by a shortstop with 26 in 2021...became the first shortstop in MLB history to reach at least 15 homers in each of his first five MLB seasons...his 881 career games are the second-most by a shortstop listed at 6'4"-or-taller in MLB history...Cal Ripken Jr. (6'4") holds the top spot at 3,001 games...posted a 90-game errorless streak from April 22, 2019-August 31, 2020, an Astros club record streak by a shortstop...named 2014 California League Midseason All-Star, and 2013 Midwest League Midseason and Postseason All-Star.

POSTSEASON CAREER: 2017 World Series Champion with Houston...has hit .272 (82-for-301) with 16 doubles, 18 home runs, 59 RBI, 30 walks, a .344 on-base percentage, a .505 slugging percentage and an .849 OPS in 79 career Postseason games...ranks sixth all-time in baseball history in career Postseason RBI...ranks second in baseball history in Postseason home runs by a shortstop (17), trailing only Derek Jeter (20)...has recorded three walk-off hits in his Postseason career, tying David Ortiz for the most walk-off hits in MLB Postseason history...two of those walk-off hits have been homers, which ties him with Ortiz and Bernie Williams for the all-time MLB record for career Postseason walk-off homers...became the youngest player in MLB history to reach 10 career Postseason homers (25 years, 24 days), surpassing Albert Pujols...has five career go-ahead Postseason RBI in the seventh-inning-or-later, tying him with Cody Bellinger, Troy Glaus and Delmon Young for the most in MLB Postseason history...**2021:** Hit .283 (17-for-60) with four doubles, one home run, nine RBI with a .368 on-base percentage in 16 Postseason games for Houston...reached base in 13 of 16 games as the Astros lost to Atlanta in six games in the World Series...**2020:** Hit .362 (17-for-47) with one double, six homers, 17 RBI and a 1.221 OPS (.455 OBP/.766 SLG) in 13 Postseason games...tied a major league record for RBI (17) and homers (6) by a shortstop in a single Postseason with Rich Aurilia (2002)...those records were later broken by Corey Seager (20 RBI, 8 HR) following his 2020 World Series performance...played his 57th Postseason game alongside José Altuve, Alex Bregman, Yuli Gurriel and George Springer...per *Elias*, that marks the most Postseason games played together by a group of five teammates in MLB history...hit .500 (7-for-14) with three homers and 11 RBI during the four-game series at Dodger Stadium in ALDS vs. Oakland...tied the second-most RBI in a single Division Series in MLB history (11) with Nomar Garciaparra (1998 ALDS), behind only John Valentin's 12 RBI in the 1999 ALDS...hit two homers in Game 1, becoming the first shortstop in MLB history with multiple two-homer games in Postseason play...hit a walk-off homer in Game 5 of ALCS vs. Tampa Bay to force a Game 6...joined David Ortiz as the only players in MLB history with three career walk-off hits in the Postseason...**2019:** Batted .191 (13-for-68) with four doubles, three homers and nine RBI in 18 Postseason games...went 2-for-5 with a walk-off solo home run in the 11th inning off J.A. Happ in the Game 2 of ALCS vs. New York-AL...marked his second-career Postseason walk-off hit, becoming the third player in MLB history to record multiple walk-off hits in the League Championship Series, joining David Ortiz and Bernie Williams...joined Ortiz as the only players in MLB history with multiple walk-off hits against the Yankees in the Postseason...became the fourth Astros player to record a walk-off HR in the Postseason (last, Chris Burke in Game 4 of the 2005 NLDS vs. ATL)...homered in Game 4, becoming the youngest player in MLB history to reach 10 career Postseason homers, surpassing Albert Pujols...drew three walks in Game 4 of World Series vs. Washington, tying a single-game WS record for walks by a shortstop, joining Mark Belanger (Game 6, 1971 WS) and Gil McDougald (Game 3, 1957 WS)...tied an Astros club record for walks in a Postseason game with his three-walk Game 4 performance...homered in Game 5 of the World Series at WSH, giving him three career homers in the World Series, tying Derek Jeter for the most homers by a shortstop in the World Series all-time...was his third-career multi-RBI game in the World Series, tying Hall of Famers Pee Wee Reese and Honus Wagner for the most career multi-RBI games by a shortstop in World Series history...**2018:** Posted a .371 on-base percentage in eight starts at shortstop in the Postseason...hit a three-run homer off Brad Hand in Game 3 of ALDS vs. Cleveland, tying Albert Pujols and Mickey Mantle for the most Postseason home runs by a player prior to turning 25 years old in MLB history...moved into second-place on MLB's all-time Postseason homers list by a shortstop (8), trailing only Derek Jeter (20)...**2017:** Hit .288 (21-for-73) with five doubles, five homers, 14 RBI and an .886 OPS in 18 Postseason starts at shortstop...became the first player in MLB history to hit seven career Postseason home runs prior to turning 24 years old...tied Rich Aurilia (2002) for the major league record for extra-base hits (10) in a single postseason by a shortstop...homered and hit a walk-off RBI-double off Aroldis Chapman in the ninth inning of Game 2 of the ALCS vs. New York-AL...became the fourth-youngest player ever to hit a homer in an ALCS game, behind Derek Jeter (1996), Francisco Lindor (2016) and Evan Longoria (2008)...combined to hit back-to-back homers with Jose Altuve in the 10th inning of Game 2 of the World Series vs. Los Angeles-NL, marking the first set of back-to-back homers in extra innings in World Series history...went 3-for-5 with a homer and three RBI in Game 5...at 23 years, 33 days, became the youngest player to have three hits and a homer in a World Series game since Andruw Jones did so in Game 1 of the 1996 World Series for the Braves...became the sixth shortstop in MLB history to have three hits and a homer in a World Series game, joining Alan Trammell (1984), Robin Yount (1982), Bert Campaneris (1973), Phil Linz (1964) and Tommy Thevenou (1926)...**2015:** Started at shortstop in all six of Houston's Postseason games...made his first career Postseason appearance in the Wild Card Game at New York-AL...at 21 years, 14 days, became the youngest player in club history to appear in a playoff game...became the third-youngest player to start a playoff game at shortstop in MLB history, behind Miguel Cabrera (2003 NLCS) and Travis Jackson (1924 World Series)...recorded his first career Postseason hit in Game 1 of ALDS, becoming the youngest player in club history to record a hit in the playoffs...went 4-for-4 with two homers, a double and four RBI in Game 4...joined Carlos Beltrán (Game 5, 2004 NLDS at ATL) as the only Astros players with a multi-homer game in the postseason...became the second-youngest player in MLB history (21 years, 20 days) to hit multiple homers in a Postseason game, behind only Andruw Jones (19 years, 180 days, Game 1 of the 1996 World Series at NYY)...per *ESPN Stats & Info*, his 11 total bases in Game 4 of the ALDS marked the most by a shortstop in a single Postseason game in MLB history...Derek Jeter held the previous record with 10 total bases in Game 1 of the 2006 ALDS vs. DET...per *Elias*, became the youngest player to record at least four hits and four RBI in a Postseason game...the only other player to do this before his 25th birthday was Goose Goslin (23), who did so in Game 4 of the 1924 World Series for the Senators...per *Elias*, became the third player age 21 or younger to hit in the third spot in the order in a playoff game all-time, joining Joe DiMaggio (1936 World Series) and Mickey Mantle (1952 World Series).

2023:

- * Planned on playing for Team Puerto Rico in the WBC during spring training but had to withdraw as his wife gave birth to the couple's second son, Kenzo, at the beginning of March.
- * Was Twins Opening Day shortstop for second-straight season after re-signing in the offseason...went 1-for-5 on Opening Day, March 30 at Kansas City.
- * Reached base safely in nine of first 10 games to start season, posting a .318 on-base percentage in that span.
- * Played in 900th career game on April 16 at New York-AL.
- * Walked three times in back-to-back games on May 19 at 20 at Los Angeles-AL...on the May 20 game he reached four times, also going 1-for-2...it was one of five times reaching base four times in a game on season (also, April 22 vs. Washington, July 3 vs. Kansas City, July 22 vs. Chicago-AL and September 16 at Chicago-AL).
- * Missed a few games in late May due to experiencing plantar fasciitis in left foot.

- Hit second career grand slam on June 10 at Toronto, a go-ahead shot in the seventh inning that led the Twins to a 9-4 victory at Rogers Centre – was Twins' first grand slam of the season...season-high four RBI on day; matched that with four RBI on August 7 at Detroit.
- Recorded 200th career double on June 11 at Toronto.
- Hit walk-off home run on June 13 vs. Milwaukee, a two-run shot off Devin Williams...the homer capped off a four-run ninth for the Twins as they won 7-5...marked Correa's ninth career walk-off hit and 10th career walk-off plate appearance.
- Inserted into the leadoff spot on June 30 through August 22...hit .296 (24-for-81) with a .376 on-base percentage and helped lead the Twins to a 14-6 record in the first 20 games of that stretch...hit .213 (16-for-75) in the next 21 games from that spot and moved back to middle of order.
- Tied single-game career high with four hits (12th time in career) on July 3 vs. Kansas City, hitting three singles and a double.
- Recorded 1,000th career hit on July 4, singling to rightfield off Zack Greinke...became 42nd Puerto Rican-born player in AL/NL history (1901-present) with 1,000 hits.
- Hit walk-off single on July 24 vs. Seattle, off Paul Sewald in the 10th inning...second walk-off hit of season, 10th walk-off hit of career and 11th walk-off plate appearance of career.
- Recorded 600th career RBI on August 6 vs. Arizona.
- Played in 1,000th career game on August 22 at Milwaukee.
- Reached base safely in season-long 19 games from August 5-28, hitting .258 (17-for-66) with 13 walks, a .383 on-base percentage and an .868 OPS in that span...marked the third-longest streak of career...that streak included a season-long hitting streak of nine games from August 5-15.
- Placed on 10-day Injured List on September 20 with left foot plantar fasciitis and did not return for regular season.
- Spent the final week of the season taking live BP with other players rehabbing from injuries to be ready for Postseason.
- Grounded into 30 double plays on the season, setting a club record (since 1961), passing Harmon Killebrew (1970 and Trevor Plouffe (2015), who each hit into 28...also led baseball in ground into double plays.
- Led Twins in go-ahead RBI (15) and game-winning RBI (9).
- Was Twins nominee for Roberto Clemente Award, baseball's highest individual honor.

PROFESSIONAL: Selected by Houston first overall in the 2012 First-Year Player Draft, one pick ahead of teammate Byron Buxton; signed by Astros scouts Larry Pardo and Joey Sola...signed three-year contract with Minnesota on March 23, 2022...signed six-year guaranteed contract through 2028 season with Minnesota on January 11, 2023...the deal includes four team options covering the 2029-32 seasons, each of which can automatically vest based on performance in the previous season.

CORREA'S PLAYING RECORD

YEAR	CLUB	AVG	G	AB	R	H	2B	3B	HR	RBI	SH	SF	HBP	BB	SO	SB	CS	OBP	OPS
2012	GCL Astros	.232	39	155	23	36	11	1	2	9	0	0	1	7	36	5	1	.270	.625
	Greeneville	.371	11	35	5	13	3	1	1	3	1	0	0	5	8	1	0	.450	1.050
2013	Quad Cities	.320	117	450	73	144	33	3	9	86	1	2	8	58	83	10	10	.405	.872
	Lancaster	.325	62	249	50	81	16	6	6	57	0	3	5	36	45	20	4	.416	.926
2015	Corpus Christi	.385	29	117	25	45	15	2	7	32	0	0	1	15	25	15	0	.459	1.185
	Fresno	.276	24	98	19	27	6	1	3	12	0	3	0	12	14	3	1	.345	.794
	HOUSTON	.279	99	387	52	108	22	1	22	68	0	4	1	40	78	14	4	.345	.857
2016	HOUSTON	.274	153	577	76	158	36	3	20	96	0	3	5	75	139	13	3	.361	.811
	Corpus Christi	.300	2	10	2	3	1	0	0	1	0	0	0	1	0	0	0	.300	.700
	Fresno	.286	4	14	1	4	0	0	0	4	0	1	0	1	4	0	0	.313	.598
2017	HOUSTON	.315	109	422	82	133	25	1	24	84	0	4	2	53	92	2	1	.391	.941
	Corpus Christi	.188	5	16	1	3	1	0	1	2	0	0	0	2	5	0	0	.278	.715
2019	HOUSTON	.239	110	402	60	96	20	1	15	65	0	11	2	53	111	3	0	.323	.728
	Round Rock	.333	6	21	2	7	3	0	0	2	0	0	0	3	5	0	0	.417	.893
2020	HOUSTON	.279	75	280	42	78	16	1	21	59	0	4	2	35	75	1	0	.358	.926
	HOUSTON	.264	58	201	22	53	9	0	5	25	0	1	3	16	49	0	0	.326	.709
2021	HOUSTON	.279	148	555	104	155	34	1	26	92	0	6	4	75	116	0	0	.366	.850
2022	MINNESOTA	.291	136	522	70	152	24	1	22	64	0	4	3	61	121	0	1	.366	.834
2023	MINNESOTA	.230	135	514	60	118	29	2	18	65	0	3	4	59	131	0	0	.312	.711
Minor League Totals		.312	299	1165	201	363	89	14	29	208	2	9	15	139	226	54	16	.389	.876
Major League Totals		.272	1023	3860	568	1051	215	11	173	618	0	40	26	467	912	33	9	.351	.820

CORREA'S ALL-STAR GAME RECORD

YEAR	HOST	AVG	G	AB	R	H	2B	3B	HR	RBI	SH	SF	HBP	BB	SO	SB	CS	OBP	OPS
2017	Miami	.000	1	2	0	0	0	0	0	0	0	0	0	0	1	0	0	.000	.000
2021	Colorado	DID NOT PLAY																	
All-Star Game Totals		.000	1	2	0	0	0	0	0	0	0	0	0	0	1	0	0	.000	.000

CORREA'S CAREER FIELDING RECORD

POSITION	PCT	G	PO	A	E	TC	DP	PB
Shortstop	.982	1016	1217	2528	70	3815	473	—

CORREA'S WILD CARD RECORD

YEAR	OPPONENT	AVG	G	R	H	2B	3B	HR	RBI	SH	SF	HB	BB	SO	SB	CS	OBP	OPS
2015	New York-AL	.000	1	4	0	0	0	0	0	0	0	0	0	1	0	0	.000	.000
2020	Minnesota	.500	2	6	2	3	0	1	1	0	0	0	2	1	0	0	.625	1.625
Wild Card Totals		.300	3	10	2	3	0	1	1	0	0	0	2	2	0	0	.417	1.017

CORREA'S DIVISION SERIES RECORD

YEAR	OPPONENT	AVG	G	AB	R	H	2B	3B	HR	RBI	SH	SF	HB	BB	SO	SB	CS	OBP	OPS
2015	Kansas City	.350	5	20	2	7	1	0	2	4	0	0	1	0	5	0	0	.381	1.081
2017	Boston	.235	4	17	3	4	1	0	2	6	0	0	2	4	0	0	0	.316	.963
2018	Cleveland	.100	3	10	1	1	0	0	1	3	0	0	0	3	2	0	0	.308	.708
2019	Tampa Bay	.158	5	19	0	3	1	0	0	1	0	0	0	9	0	0	0	.158	.368
2020	Oakland	.500	4	14	3	7	0	0	3	11	0	0	0	4	3	0	0	.611	1.754
2021	Chicago-AL	.385	4	13	4	5	2	0	0	4	0	0	0	4	2	0	0	.529	1.068
Division Series Totals		.290	25	93	13	27	5	0	8	29	0	0	1	13	25	0	0	.383	.985

CORREA'S LEAGUE CHAMPIONSHIP SERIES RECORD

YEAR	OPPONENT	AVG	G	AB	R	H	2B	3B	HR	RBI	SH	SF	HB	BB	SO	SB	CS	OBP	OPS
2017	New York-AL	.333	7	27	4	9	3	0	1	3	0	0	0	1	5	0	0	.357	.913
2018	Boston	.316	5	19	2	6	1	0	0	3	0	0	0	3	7	0	0	.409	.778
2019	New York-AL	.182	6	22	2	4	1	0	2	5	0	0	0	3	9	1	0	.280	.780
2020	Tampa Bay	.259	7	27	2	7	1	0	2	5	0	0	0	2	7	0	0	.310	.829
2021	Boston	.250	6	24	5	6	1	0	1	1	0	0	1	1	7	0	0	.308	.724
LCS Totals		.269	31	119	15	32	7	0	6	17	0	0	1	10	35	1	0	.331	.810

CORREA'S WORLD SERIES RECORD

YEAR	OPPONENT	AVG	G	AB	R	H	2B	3B	HR	RBI	SH	SF	HB	BB	SO	SB	CS	OBP	OPS
2017	Los Angeles-NL	.276	7	29	3	8	1	0	2	5	0	0	0	1	4	0	0	.300	.817
2019	Washington	.222	7	27	3	6	2	0	1	3	0	0	0	3	9	0	0	.300	.707
2021	Atlanta	.261	6	23	1	6	1	0	0	4	0	0	1	1	4	0	0	.320	.624
World Series Totals		.253	20	79	7	20	4	0	3	12	0	0	1	5	17	0	0	.306	.724

CORREA'S PROFESSIONAL INJURED LIST HISTORY

DATES	INJURY	LEVEL
September 20-end of 2023 season	Left Foot Plantar Fasciitis	Minnesota
May 31-June 8, 2022	COVID IL	Minnesota
May 10-18, 2022	Right Middle Finger Contusion	Minnesota
July 9-15, 2021	COVID IL	Houston
August 20-September 17, 2019	Back Discomfort	Houston
May 27-July 26, 2019	Fractured Rib	Houston
June 29-August 10, 2018	Lower back Soreness	Houston
July 18-September 3, 2017	Torn Ligament in Left Thumb	Houston
May 3-10, 2013	Right Thumb Contusion	Single-A Quad Cities



87

JOSÉ DE LEÓN

RHP

H/W: 6-1/217 **B/T:** R/R
AGE: 31
BORN: 8/7/1992 in Isabela, Puerto Rico
RESIDES: Isabela, Puerto Rico

ACQUIRED: Signed as minor league free agent, 12/9/22
M.L. SERVICE: 3 years, 62 days
CONTRACT STATUS: Signed thru 2023

PERSONAL: José Eugenio De León...X: @JDL_87...Instagram: @jdl_87...spent three seasons at Southern University (LA), combining to go 17-8 with a 3.50 ERA (221.0 IP, 86 ER), 86 walks and 248 strikeouts...is one of 18 Southern University products to play in the major leagues, including Lou Brock and Vida Blue...when home in Puerto Rico, he likes going to the beach and reading...he's a big fan of author Dan Brown, thanks, in part, to studying history in college...he read Brown's Origin, but Inferno remains his favorite book...loves to stream shows on Netflix, Hulu and Amazon Prime...his favorite show is HBO's Game of Thrones, and his favorite character is Samwell Tarly...held a baseball camp in his hometown over the 2018 All-Star break, his first camp ever...hosted 92 campers, including some with special needs, and may tailor the next one to kids with special needs...received fan mail asking him to sign baseball cards depicting a player of the same name from the 1970s...shared the photos on X and sent back the cards with one of his own, inscribed with "This is me!"...organized a GoFundMe campaign to raise funds for his native Puerto Rico following the destruction caused by Hurricane Maria in 2017...including his own donation, he raised nearly \$10,000 and donated supplies such as water, diapers and food...was on the island when Maria made landfall...the Rays front office supported his decision to be there for his family when he was faced with the choice of evacuating...José and his family mistook the eye of the storm for its conclusion and were trapped at his aunt's house due to flooding...he was able to depart the island 10 days later...while with the Dodgers, word reached legendary broadcaster Vin Scully that José had been racing the clock to reach the majors before his retirement...Vin then arranged a meeting and signed a picture of the two of them as a gift...José took English classes throughout grade school in Puerto Rico, but was unable to carry a conversation when he came to the U.S. to attend Southern University...his very first college course was a history class with a 92-year-old professor with a southern accent so thick that most of his peers dropped the class...José, however, moved to the front row, determined that if he could understand that professor's English, he could understand anyone.

CAREER HIGHS

IP: 6.0, 9/4/16 vs. SD
SO: 9, 3x, last 4/11/21 at ARI
Walks: 4, 2x, last 8/30/20 vs. CHC
CG: --
Low-Hit CG: --
Win-Strike: 4, 9/4/16-8/29/19



CAREER HIGHLIGHTS: Minnesota marks sixth organization (Los Angeles-NL - 2013-16, Tampa Bay - 2017-19, Cincinnati - 2020-21, Boston - 2021 and Toronto - 2022)...pitched for Team Puerto Rico in the 2023 World Baseball Classic, tossed the first 5.2 innings of perfect game on March 13...missed 2018 and part of 2019 while recovering from Tommy John surgery on right elbow...pitched in the 2017 World Baseball Classic for Puerto Rico for the second round, replacing Jenry Mejia; started against Venezuela and did not allow a run in 2.2 innings, with five strikeouts...made major league debut on September 4, 2016 vs. San Diego for the Dodgers at the age of 24...was a *Baseball America* Class Triple-A All-Star with Oklahoma City in 2016...named 2015 California League All-Star for High-A Rancho Cucamonga...named 2014 Pioneer League Pitcher of the Year with Ogden.

POSTSEASON CAREER: Has not appeared at major league level.

2023:

- * Pitched for Team Puerto Rico in the World Baseball Classic...made the start for PR on March 13 vs. Team Israel and pitched 5.2 perfect innings with 10 strikeouts, retiring all 17 batters faced while leading the team to the first perfect game in WBC history.
- * Was an invite to Twins spring training and reassigned to minor league camp on March 25...begin season with Triple-A St. Paul.
- * Split time between Saints' bullpen and starting staff, going 0-2, 3.62 ERA (27.1 IP, 11 ER) with 12 walks and 26 strikeouts in nine games (4 starts) from March 31-May 10.
- * Contract selected by Minnesota on May 16 (Jorge Alcalá - IL).
- * Made Twins debut on May 17 at Los Angeles-AL, his first major league appearance since May 4, 2021 with Cincinnati.
- * Posted a 2.31 ERA (11.2 IP, 3 ER) with three walks and 13 strikeout in first eight appearances with Twins from May 17-June 8.
- * Was the Opener on June 17 vs. Detroit, pitching 2.0 perfect innings as the Twins eventually won 2-0.
- * Began to warm-up on game mound to start the eighth inning on June 24 at Detroit...threw three pitches then experienced sharp pain in right elbow and ran off the mound to the dugout to meet trainers...placed on 15-day Injured List next day with a right flexor muscle strain...eventually was announced that he required a second Tommy John surgery on right elbow, ending his season.

PROFESSIONAL: Selected by Los Angeles-NL in 24th round of 2013 First-Year Player Draft; signed by scout Matt Paul...traded by Dodgers to Tampa Bay on January 23, 2017, in exchange for infielder Logan Forsythe...traded by Rays to Cincinnati on November 20, 2019, in exchange for cash and player to be named later...released by Reds on July 23, 2021...signed by Boston as free agent on August 4, 2021...elected free agency from Red Sox on November 7, 2021...signed as minor league free agent with Toronto on November 29, 2021...elected free agency from Blue Jays on November 10, 2022...signed as minor league free agent with Minnesota on December 9, 2022.

DE LEÓN'S PITCHING RECORD

YEAR	CLUB	W-L	ERA	G	GS	CG	SHO	SV	IP	H	R	ER	HR	HB	BB	SO	WP	K/9	BAA
2013	AZL Dodgers	2-3	4.01	9	8	0	0	0	33.2	32	18	15	1	4	18	35	4	9.4	.256
	Ogden	1-2	12.10	5	5	0	0	0	19.1	35	30	26	5	5	3	18	5	8.4	.380
2014	Ogden	5-0	2.65	10	8	0	0	0	54.1	44	25	16	2	4	19	77	6	12.8	.217
	Great Lakes	2-0	1.19	4	4	0	0	0	22.2	14	4	3	1	0	2	42	1	16.7	.171
2015	Rancho Cucamonga	4-1	1.67	7	7	0	0	0	37.2	26	9	7	1	4	8	58	1	13.9	.193
	Tulsa	2-6	3.64	16	16	1	1	0	76.2	61	35	31	11	2	29	105	2	12.3	.216
2016	Oklahoma City	7-1	2.61	16	16	0	0	0	86.1	61	29	25	9	1	20	111	1	11.6	.194
	LOS ANGELES-NL	2-0	6.35	4	4	0	0	0	17.0	19	17	12	5	3	7	15	0	7.9	.288
2017	GCL Rays	1-0	0.75	3	2	0	0	0	12.0	4	1	1	1	1	1	12	1	9.0	.103
	Charlotte	1-0	1.88	4	3	0	0	0	14.1	11	3	3	0	0	9	18	0	11.3	.216
	Durham	0-2	6.75	3	3	0	0	0	12.0	14	9	9	1	0	6	14	1	10.5	.292
	TAMPA BAY	1-0	10.13	1	0	0	0	0	2.2	4	3	3	1	0	3	2	2	6.8	.333
2018	TAMPA BAY	INJURED - DID NOT PITCH																	
2019	Charlotte	0-0	3.86	2	2	0	0	0	4.2	4	3	2	1	0	3	1	0	1.9	.250
	Durham	2-1	3.51	17	13	0	0	1	51.1	41	20	20	4	6	27	73	2	12.8	.219
	TAMPA BAY	1-0	2.25	3	0	0	0	0	4.0	3	2	1	0	2	3	7	1	15.8	.188
2020	CINCINNATI	0-0	18.00	5	0	0	0	0	6.0	6	12	12	1	0	11	10	0	15.0	.250
2021	FCL Red Sox	0-1	9.00	2	0	0	0	0	2.0	3	2	2	1	0	0	4	0	18.0	.333
	Louisville	1-1	4.63	12	0	0	0	1	11.2	8	7	6	1	0	7	19	0	14.7	.190
	CINCINNATI	0-1	8.35	9	2	0	0	0	18.1	22	17	17	4	2	11	33	3	16.2	.289
2022	FCL Blue Jays	0-0	0.00	1	1	0	0	0	1.0	0	0	0	0	0	2	0	18.0	.000	
	Dunedin	0-0	4.50	2	0	0	0	0	2.0	1	1	1	0	0	1	3	1	13.5	.143
	Buffalo	0-0	4.35	8	5	0	0	0	10.1	10	8	5	2	0	7	15	0	13.1	.244
2023	St. Paul	0-2	3.62	9	4	0	0	1	27.1	25	13	11	2	1	12	26	2	8.6	.245
	MINNESOTA	0-1	4.67	12	1	0	0	0	17.1	16	10	9	2	1	5	17	0	8.8	.250
Minor League Totals		28-20	3.44	130	97	1	1	3	479.1	394	217	183	43	28	172	633	27	11.9	.221
Major League Totals		4-2	7.44	34	7	0	0	0	65.1	70	61	54	13	8	40	84	6	11.6	.271

DE LEÓN'S WORLD BASEBALL CLASSIC RECORD

YEAR	CLUB	W-L	ERA	G	GS	CG	SH	SV	IP	H	R	ER	HR	HB	BB	SO	WP	K/9	BAA
2017	Puerto Rico	1-1	0.00	1	1	0	0	0	2.2	3	0	0	0	0	1	5	0	18.8	.273
2023	Puerto Rico	1-0	0.00	1	1	0	0	0	5.2	0	0	0	0	0	10	0	15.9	.000	

DE LEÓN'S CAREER FIELDING RECORD

POSITION	PCT	G	PO	A	E	TC	DP	PB
Pitcher	.923	34	5	7	1	13	0	—

DE LEÓN'S PROFESSIONAL INJURED LIST HISTORY

DATES	INJURY	LEVEL
June 25-end of 2023 season	Tommy John surgery on Right Elbow	Minnesota
April 5-August 28, 2022	Right Rotator Cuff Strain	Triple-A Buffalo
September 15-28, 2020	Right Groin Strain	Cincinnati
March 27, 2018-July 2, 2019	Right Elbow Surgery	Tampa Bay
June 9-August 4, 2017	Right Shoulder Strain	Triple-A Durham
April 6-May 11, 2017	Right Forearm Strain	Triple-A Durham
May 14-June 7, 2016	Right Shoulder Impingement	Triple-A Oklahoma City
April 7-May 3, 2016	Right Ankle Sprain	Triple-A Oklahoma City
July 17-August 6, 2015	Right Groin Strain	Double-A Tulsa
April 15-24, 2015	Right Groin Strain	High-A Rancho Cucamonga

DE LEÓN'S GAME LOGS

DATE	OPP.	W	L	SV	SVO	HLD	ERA	GS	CG	IP	H	R	ER	HR	BB	IBB	HB	SO	AVG	#PIT
5/17	@LAD	0	1	0	0	0	10.80	0	0	1.2	2	2	2	0	0	0	0	3	.286	28
5/21	@LAA	0	0	0	0	0	8.10	0	0	1.2	2	1	1	0	0	0	0	2	.286	31
5/24	SF	0	0	0	0	0	5.79	0	0	1.1	1	0	0	0	0	0	0	4	.263	21
5/26	TOR	0	0	0	0	0	4.76	0	0	1.0	1	0	0	0	1	0	0	0	.273	19
5/28	TOR	0	0	0	0	0	3.52	0	0	2.0	1	1	0	0	1	0	0	1	.250	27
5/31	@HOU	0	0	0	0	0	3.12	0	0	1.0	0	0	0	0	0	0	1	1	.226	16
MAY TOTALS		0	1	0	0	0	3.12	0	0	8.2	7	4	3	0	2	0	1	11	.226	142
6/4	CLE	0	0	0	0	0	2.79	0	0	1.0	0	0	0	0	1	0	0	1	.212	12
6/8	@TB	0	0	0	0	0	2.31	0	0	2.0	1	0	0	0	0	0	0	1	.205	26
6/10	@TOR	0	0	0	0	0	2.77	0	0	1.1	2	1	1	0	1	0	0	1	.222	31
6/13	MIL	0	0	0	0	0	3.86	0	0	1.0	3	2	2	1	0	0	0	1	.255	24
6/17	DET	0	0	0	0	0	3.38	1	0	2.0	0	0	0	0	0	0	0	2	.228	24
6/19	BOS	0	0	0	0	0	4.67	0	0	1.1	3	3	3	1	1	0	0	0	.250	25
6/24	@DET	0	0	0	0	0	4.67	0	0	0.0	0	0	0	0	0	0	0	0	.250	0
JUNE TOTALS		0	0	0	0	0	6.23	1	0	8.2	9	6	6	2	3	0	0	6	.273	142



59

JHOAN DURAN

RHP

H/W: 6-5/259 **B/T:** R/R
AGE: 25
BORN: 1/8/1998 in Esperanza, DR
RESIDES: Esperanza, DR

ACQUIRED: Trade with ARI, 7/27/18
M.L. SERVICE: 2 years, 1 day
CONTRACT STATUS: Signed thru 2023

PERSONAL: Jhoan Manuel Duran (pronounced jo-AHN doo-RAN)...X: @JhoanDuran14...Instagram: @jhoan_duran59...earned high school equivalency diploma on January 29, 2020 after a two-year course of study to become part of the second graduating class of the Twins' baseball academy in the Dominican Republic...participated in 2023 TwinsFest at Target Field in January.

CAREER HIGHLIGHTS: Made major league debut on April 8, 2022 vs. Seattle...threw a pitch 104.6 mph three times in 2023 and 104.8 mph once, the fastest pitch of career and fastest pitch in Twins history...led baseball in 2022 in pitches of at least 100 miles-per-hour with 392...led baseball in average four-seam fastball velocity (100.8 mph), splitter velocity (96.4 mph) and second in curveball velocity (87.8 mph); entering 2022 season, Twins pitchers had combined to throw just 30 pitches of 100-plus in the Statcast Era (Jorge Alcalá had the most with 15 from 2020-21)...given 2022 Joseph W. Haynes Award as Twins Pitcher of the Year and the Bill Boni Award as Twins Most Outstanding Rookie, both awards voted on by the Twin Cities Chapter of the BBWAA...ranked as sixth-best prospect in Twins system by MLB.com, entering 2022...ranked as fifth-best prospect and best fastball in Twins system by *Baseball America* and Twins fifth-best prospect by MLB.com in 2020...entered 2019 as the seventh-best prospect in the Twins system by *Baseball America*...finished 2019 ranked as ninth-best prospect in Twins system by MLB.com...added to Twins 40-man roster November 20, 2019...ranked as sixth-best prospect and best changeup in Twins system by *Baseball America* following 2019 season...traded to Minnesota from Arizona along with outfielders Ernie De La Trinidad and Gabriel Maciel on July 27, 2018 in exchange for Eduardo Escobar.

2023:

- Made Twins Opening Day roster for second time in career and second consecutively.
- Earned the save on Opening Day on March 30 at Kansas City, pitching 1.0 scoreless inning with one walk and one strikeout, closing a Twins 2-0 victory.
- Set career high with three walks on April 29 vs. Kansas City and was dealt first loss of season, allowing a ninth-inning run to break a 2-2 tie.
- Threw a split-finger pitch 101.9 mph on May 20 at Los Angeles-AL in an at-bat to Chad Wallach (ball), the fastest offspeed pitch ever recorded...threw another splitter at 101.1 mph on August 1 at St. Louis in an at-bat to Jordan Walker (swinging strike).

CAREER HIGHS

IP: 2.0, 15x, last 6/21/23 vs. BOS
SO: 5, 5/7/22 vs. OAK
Walks: 3, 4/29/23 vs. KC
CG: --
Low-Hit CG: --
Save-Streak: 10, 5/2/22-4/8/23



- * Season-long save streak of seven from April 12-June 17; posted 1.14 ERA (23.2 IP, 3 ER) in 21 games during span.
- * Struck out multiple batters in six-straight appearances from May 15-June 2, tied for seventh-best streak in Twins history.
- * Threw pitches at 104.0 mph, 104.4 mph and 104.6 mph on May 24 vs. San Francisco, setting career highs at the time and highest mark in Twins history...the 104.6 mph pitch tied for eighth-fastest pitch by any hurler in Statcast Era (2015-present).
- * Tied season/career high with 104.6 mph pitch to Myles Straw on June 2 vs. Cleveland.
- * Threw season-high 38 pitches (2.0 IP) on June 9 at Toronto.
- * Posted a stretch where he pitched 2.0 innings of relief five times in a span of 12 appearances from May 10-June 21, posting a 1.10 ERA (16.1 IP, 2 ER) during that span...Twins went 10-2 in that time frame.
- * Threw fastest pitch of career/by a Twins pitcher in the Statcast Era (2015-present), a 104.8 mph pitch to Eugenio Suárez on July 19 vs. Seattle.
- * Posted monthly ERAs of 2.79 (9.2 IP, 3 ER) in 11 April games, 0.00 ERA (10.2 IP) in eight May games, 1.86 ERA (9.2 IP, 2 ER) in eight June games, 6.52 ERA (9.2 IP, 7 ER) in 10 July games, 2.84 ERA (12.2 IP, 4 ER) in 12 August games and 1.00 ERA (9.0 IP, 1 ER) in nine September games.
- * Went 0-2, 2.27 ERA (31.2 IP, 8 ER) with opponents hitting .200 in 30 home games and 3-4, 2.64 ERA (30.2 IP, 9 ER) with opponents hitting .214 in 29 road games.
- * Held left-handed hitters to a .205 batting average with a .523 OPS, compared to .209 batting average with a .722 OPS vs. righties.
- * Threw 473 pitches at least 100 mph on season, the most in baseball.
- * Struck out at least one batter in 47 of 59 appearances, two-plus batters in 29 appearances and three-plus eight times.
- * Twins were 47-12 in games in which he appeared.
- * Posted an ERA of 2.89 (9.1 IP, 3 ER) on zero days rest, a 2.40 ERA (15.0 IP, 4 ER) on one day rest and 1.54 ERA (11.2 IP, 4 ER) on two days of rest.
- * Ranked seventh in the AL in saves (27).

PROFESSIONAL: Signed by Arizona as undrafted free agent December 13, 2014; signed by scouts Junior Noboa and José Ortiz.

DURAN'S PITCHING RECORD

YEAR	CLUB	W-L	ERA	G	GS	CG	SH	SV	IP	H	R	ER	HR	HB	BB	SO	WP	K/9	BAA
2015	DSL Diamondbacks	4-1	3.25	12	12	0	0	0	63.2	62	29	23	1	9	22	44	3	6.2	.263
2016	AZL Diamondbacks	1-2	5.85	4	4	0	0	0	20.0	24	13	13	1	3	5	13	0	5.9	.312
	Missoula	0-1	3.55	3	3	0	0	0	12.2	14	9	5	1	0	5	9	4	6.4	.250
2017	AZL Diamondbacks	0-2	7.15	3	3	0	0	0	11.1	19	13	9	0	0	4	13	1	10.3	.352
	Hillsboro	6-3	4.24	11	11	0	0	0	51.0	44	28	24	5	5	17	36	6	6.4	.228
2018	Kane County	5-4	4.73	15	15	0	0	0	64.2	69	41	34	6	3	28	71	4	9.9	.268
	Cedar Rapids	2-1	2.00	6	6	0	0	0	36.0	19	11	8	2	1	10	44	3	11.0	.154
2019	Fort Myers	2-9	3.23	16	15	0	0	0	78.0	63	29	28	5	4	31	95	9	11.0	.224
	Pensacola	3-3	4.86	7	7	0	0	0	37.0	34	20	20	2	3	9	41	4	10.0	.243
2020	SPENT SEASON AT ALTERNATE TRAINING SITE IN ST. PAUL, MN																		
2021	St. Paul	0-3	5.06	5	4	0	0	0	16.0	16	9	9	1	0	13	22	5	12.4	.258
2022	MINNESOTA	2-4	1.86	57	0	0	0	8	67.2	50	15	14	6	4	16	89	6	11.8	.207
2023	MINNESOTA	3-6	2.45	59	0	0	0	27	62.1	46	25	17	6	4	25	84	8	12.1	.207
Minor League Totals		23-29	3.99	82	80	0	0	0	390.1	364	202	173	24	28	144	388	39	8.9	.246
Major League Totals		5-10	2.15	116	0	0	0	35	130.0	96	40	31	12	8	41	173	14	12.0	.207

DURAN'S CAREER FIELDING RECORD

POSITION	PCT	G	PO	A	E	TC	DP	PB
Pitcher	.947	116	3	15	1	19	1	—

DURAN'S PROFESSIONAL INJURED LIST HISTORY

DATES	INJURY	LEVEL
June 20-end of 2021 season	Right Elbow Strain	Triple-A St. Paul

DURAN'S GAME LOGS

DATE	OPP.	W	L	SV	SVO	HLD	ERA	GS	CG	IP	H	R	ER	HR	BB	IBB	HB	SO	AVG	#PIT
3/30	@KC	0	0	1	1	0	0.00	0	0	1.0	0	0	0	0	1	0	0	1	0.000	17
4/7	HOU	0	0	0	0	0	0.00	0	0	1.0	0	0	0	0	1	0	0	2	0.000	19
4/8	HOU	0	0	1	1	0	0.00	0	0	0.1	0	0	0	0	0	0	0	1	0.000	3
4/11	CWS	0	0	0	1	0	2.70	0	0	1.0	1	1	1	1	0	0	0	3	.091	24
4/12	CWS	0	0	1	1	0	4.15	0	0	1.0	2	1	1	1	0	0	0	0	2.000	15
4/14	@NYY	0	0	1	1	0	3.38	0	0	1.0	1	0	0	0	0	0	0	0	.222	10
4/18	@BOS	0	0	0	0	0	2.84	0	0	1.0	0	0	0	0	0	0	0	2	.190	19
4/23	WAS	0	0	1	1	0	2.45	0	0	1.0	0	0	0	0	0	0	0	1	.167	11
4/25	NYY	0	0	0	0	0	2.16	0	0	1.0	1	0	0	0	0	0	0	1	.179	15

DURAN'S GAME LOGS (CONTINUED)

4/27	KC	0	0	0	0	1.93	0	0	1.0	0	0	0	1	0	0	2	.161	16		
4/29	KC	0	1	0	0	2.61	0	0	1.0	0	1	1	0	3	1	0	1	.152	25	
4/30	KC	0	0	1	1	0	2.53	0	0	0.1	0	0	0	0	0	0	0	.147	7	
MARCH/APRIL TOTALS		0	1	6	7	0	2.53	0	0	10.2	5	3	3	2	6	1	0	14	.147	181
5/4	@CWS	0	0	0	0	0	2.31	0	0	1.0	0	0	0	0	2	1	0	0	.135	16
5/5	@CLE	0	0	1	1	0	2.13	0	0	1.0	0	0	0	0	1	0	0	2	.125	18
5/10	SD	0	0	0	0	0	1.84	0	0	2.0	0	1	0	0	0	0	0	1	.111	17
5/15	@LAD	0	0	0	0	0	1.62	0	0	2.0	1	1	0	0	0	0	0	2	.118	18
5/20	@LAA	0	0	0	0	0	1.53	0	0	1.0	1	0	0	0	0	0	0	3	.127	20
5/24	SF	0	0	0	0	0	1.47	0	0	0.2	1	0	0	0	0	0	0	2	.138	13
5/27	TOR	0	0	0	0	0	1.40	0	0	1.0	1	0	0	0	0	0	0	2	.145	12
5/29	@HOU	1	0	0	0	0	1.27	0	0	2.0	1	0	0	0	0	0	0	3	.145	29
MAY TOTALS		1	0	1	1	0	0.00	0	0	10.2	5	2	0	0	3	1	0	15	.143	143
6/2	CLE	0	0	1	1	0	1.17	0	0	1.2	1	0	0	0	1	1	0	3	.147	26
6/7	@TB	0	1	0	0	0	1.57	0	0	0.0	1	1	1	1	0	0	0	0	.158	2
6/9	@TOR	1	0	0	0	0	1.44	0	0	2.0	1	0	0	0	2	1	1	2	.157	38
6/14	MIL	0	0	0	0	1	1.38	0	0	1.0	0	0	0	0	0	0	0	1	.151	12
6/17	DET	0	0	1	1	0	1.33	0	0	1.0	1	0	0	0	0	0	0	1	.157	15
6/21	BOS	0	0	0	1	0	1.55	0	0	2.0	1	1	1	0	1	0	0	2	.156	32
6/23	@DET	0	0	1	1	0	1.50	0	0	1.0	0	0	0	0	1	0	0	3	.152	19
6/25	@DET	0	0	1	1	0	1.45	0	0	1.0	0	0	0	0	0	0	0	1	.147	15
JUNE TOTALS		1	1	4	5	1	1.86	0	0	9.2	5	2	2	1	5	2	1	13	.152	159
7/1	@BAL	0	0	1	1	0	1.41	0	0	1.0	1	0	0	0	0	0	0	0	.151	8
7/2	@BAL	0	1	0	1	0	1.93	0	0	0.2	3	2	2	0	1	1	1	1	.171	34
7/7	BAL	0	1	0	0	0	2.10	0	0	1.2	1	2	1	0	0	0	0	2	.174	21
7/14	@OAK	0	0	1	1	0	2.29	0	0	1.0	2	1	1	0	0	0	0	1	.183	17
7/15	@OAK	0	0	1	1	0	2.23	0	0	1.0	0	0	0	0	0	0	0	2	.179	12
7/16	@OAK	0	0	1	1	0	2.17	0	0	1.0	1	0	0	0	0	0	0	0	.181	18
7/19	@SEA	0	0	1	1	0	2.11	0	0	1.0	1	0	0	0	0	0	0	1	.183	20
7/22	CWS	0	0	1	1	0	2.06	0	0	1.0	2	0	0	0	0	0	0	3	.191	21
7/23	CWS	0	0	0	0	0	2.01	0	0	1.0	1	1	0	0	0	0	0	2	.193	16
7/28	@KC	0	1	0	1	0	2.66	0	0	0.1	1	4	3	1	2	0	0	1	.197	25
JULY TOTALS		0	3	6	8	0	6.52	0	0	9.2	13	10	7	1	3	1	3	13	.325	192
8/1	@STL	0	0	1	1	0	2.81	0	0	1.0	1	1	1	1	0	0	0	2	.199	14
8/3	@STL	0	0	1	1	0	2.95	0	0	1.0	2	1	1	0	0	0	0	1	.205	13
8/4	ARI	0	0	1	1	0	2.89	0	0	1.0	1	0	0	0	1	0	0	1	.206	19
8/10	@DET	0	0	0	0	0	2.82	0	0	1.0	1	0	0	0	0	0	0	2	.208	18
8/13	@PHI	0	0	1	1	0	2.76	0	0	1.0	1	0	0	0	0	0	0	0	.210	13
8/15	DET	0	0	1	1	0	2.89	0	0	1.0	2	1	1	1	0	0	0	2	.216	14
8/18	PIT	0	0	0	0	0	2.83	0	0	1.0	1	0	0	0	0	0	0	3	.216	17
8/20	PIT	0	0	1	1	0	2.77	0	0	1.0	1	0	0	0	0	0	0	2	.217	17
8/23	@MIL	0	1	0	0	0	2.68	0	0	1.2	2	2	0	0	1	0	0	1	.220	33
8/26	TEX	0	0	0	0	0	2.63	0	0	1.0	1	0	0	0	0	0	0	2	.222	12
8/27	TEX	0	0	0	0	0	2.58	0	0	1.0	0	0	0	0	0	0	0	0	.218	9
8/30	CLE	0	0	0	1	0	2.70	0	0	1.0	1	1	1	0	1	0	0	1	.219	20
AUGUST TOTALS		0	1	6	7	0	2.84	0	0	12.2	14	6	4	2	3	0	0	17	.280	199
9/1	@TEX	0	0	0	0	0	2.65	0	0	1.0	0	0	0	0	0	0	0	1	.215	9
9/2	@TEX	0	0	1	1	0	2.60	0	0	1.0	2	1	0	0	0	0	0	2	.220	21
9/8	NYM	0	0	1	1	0	2.56	0	0	1.0	0	0	0	0	1	0	0	2	.217	14
9/12	TB	0	0	1	1	0	2.51	0	0	1.0	0	0	0	0	0	0	0	0	.214	10
9/16	@CWS	0	0	0	0	0	2.47	0	0	1.0	0	0	0	0	0	0	0	1	.211	9
9/20	@CIN	1	0	0	0	0	2.43	0	0	1.0	0	0	0	0	1	0	0	2	.208	21
9/22	LAA	0	0	1	1	0	2.54	0	0	1.0	2	1	1	0	2	0	0	1	.212	34
9/27	OAK	0	0	0	0	0	2.49	0	0	1.0	0	0	0	0	0	0	0	3	.209	14
9/30	@COL	0	0	0	0	0	2.45	0	0	1.0	0	0	0	0	1	0	0	0	.207	11
SEPTEMBER TOTALS		1	0	4	4	0	1.00	0	0	9.0	4	2	1	2	5	0	0	12	.133	143



H/W: 6-0/202 **B/T:** R/R
AGE: 33
BORN: 8/17/1990 in Atlanta, GA
RESIDES: Atlanta, GA

ACQUIRED: Trade with CIN, 11/18/22
M.L. SERVICE: 5 years, 130 days
CONTRACT STATUS: Signed thru 2023

12

KYLE FARMER

PERSONAL: James Kyle Farmer. X: @kFarm17...Instagram: kyle_farmer...wife, Courtney, and son, McCoy (born September 2021)...couple is currently expecting their second child...attended Marist High School in Atlanta, where he played baseball and football...at the University of Georgia appeared in 212 games, including 211 starts at shortstop, and hit .308 with 63 doubles, seven triples, 18 home runs, 168 RBI and 11 stolen bases...established the career record for fielding percentage by a Georgia shortstop (.968 in 1,045 total chances) and the single-season record for fielding percentage by a Bulldog shortstop (.978 in 2013)...ranks among Georgia's all-time leaders in games played, total bases, at-bats, hits, doubles and RBI...as a junior and senior at UGA was named to the Athletic Director's Academic Honor Roll...in the hit movie *The Blind Side* made a cameo appearance as a high school quarterback...for the Reds, wore uniform #52 in 2019 and 2020, then switched to #17 after he was re-signed as a free agent prior to the 2021 season...favorite thing to do in the offseason is hunt and fish...most influential person in his life is his father...favorite sport other than baseball is football (UGA Bulldog football)...his best friend from another team is pitcher Alex Wood...favorite vacation destination is the Bahamas...favorite opposing ballpark to play in is Wrigley Field...go-to karaoke song is *Livin' on a Prayer* by Bon Jovi...favorite TV show is *Entourage*...go-to pre-game meal is PB&J...participated in 2023 TwinsFest at Target Field in January.

CAREER HIGHLIGHTS: Twins are third organization (Los Angeles-NL - 2013-18 & Cincinnati - 2019-22)...in 2022 received from the local chapter of the Baseball Writers' Association of America the Ernie Lombardi Award as the Reds' Most Valuable Player and the Joe Nuxhall Good Guy Award...in 2022 was the Reds' recipient of the MLBPA's Heart & Hustle Award...in 2021 established single-season franchise records for fewest errors (5) and highest fielding average (.988) by a shortstop...Reds Hall of Famer Dave Concepcion (1984) and José Iglesias (2019) shared the single-season club record for fewest errors in a season at that position (9), while Concepcion held the mark for highest fielding average in a season by a shortstop (.986, 1977)...on August 8, 2019 vs the Cubs became the first Reds player to pitch and catch in the same game since Dee Moore in 1936...in the 11-inning, 3-2 Dodgers win on July 30, 2017 became the first player in franchise history to produce a game-ending hit in his first career plate appearance (2-run double off SF's Albert Suárez)...in 2015 participated in the Sirius XM All-Star Futures Game at Great American Ball Park in Cincinnati...in 2013 and 2015 was an MLB.com Dodgers Organization All-Star...named Midseason All-Star in 2014 (Midwest League), 2015 (California League) and 2016 (Texas League)...after standout collegiate career as a shortstop, was converted to catcher after being drafted by Los Angeles-NL in 2013; played position exclusively during his first two professional seasons and is the Twins' emergency catcher (has played 19 major league games behind the plate).

POSTSEASON CAREER: Has gone 0-for-9 with one RBI in six career Postseason games...**2020:** Went 0-for-5 in Wild Card Series Game 1 at Atlanta with Cincinnati...**2017:** Played in four games in NLCS with Dodgers vs. Chicago-NL, going 0-for-3 with a sacrifice fly in Game 3...went 0-for-1 with a strikeout in Game 2 in NLDS vs. Arizona.

2023:

- Was on Twins Opening Day roster after being acquired via trade with Cincinnati on November 18, 2022, in exchange for right-handed minor league pitcher Casey Legumina.
- Made first appearance as Twin on Opening Day, March 30 at Kansas City, going 1-for-1 with a walk off the bench.
- Recorded second career walk-off plate appearance in the Home Opener on April 7 vs. Houston, singling in Trevor Larnach in the 10th inning for a Twins 3-2 victory...was the Twins' fifth career walk-off victory in the Home Opener (also 1965, '66, '87 and '04).
- Recorded season-high three hits five times on season: April 8 vs. Houston, May 14 vs. Chicago-NL, May 20 at Los Angeles-AL, July 15 at Oakland and September 9 vs. New York-NL.
- Recorded season-high three RBI four times on season: April 8 vs. Houston, May 16 at Los Angeles-NL, July 15 at Oakland and September 4 at Cleveland.
- Placed on 10-day Injured List with facial laceration on April 13 and eventually had dental surgery...was hit in the mouth with a pitch on April 12 vs. Chicago-AL's Lucas Giolito...played in four games on rehab assignment with Triple-A St. Paul and reinstated on May 10.
- Played in 500th career game on May 19 at Los Angeles-AL.
- Recorded third career walk-off plate appearance on June 21 vs. Boston, a 10th-inning single off Kaleb Ort in a Twins 5-4 victory.
- Recorded 200th career RBI on July 14 at Oakland with a run-scoring triple.
- Hit .302 (16-for-53) with two doubles, two triples, two home runs, eight RBI, four walks, seven runs scored, a .367 on-base percentage, a .528 slugging percentage and an .895 OPS in 22 July games.

CAREER HIGHS

Hits: 4, 3x, last 6/11/22 at STL
RBI: 5, 2x, last 5/26/22 vs. CHC
HR: 2, 5/26/22 vs. CHC
GS: 9/26/21 vs. WAS
SB: 1, 13x, last 9/20/23 at CIN
Hit-Streak: 10, 3x, last 9/18-29/23
WALK-OFF HITS/PA
 7/30/17 vs. SF (2B)
 4/7/23 vs. HOU (1B)
 6/21/23 vs. BOS (1B)
MULTI-HR GAMES
 6/26/22 vs. CHC



- * Recorded an RBI in a career-best four-straight games from August 18-24, going 5-for-8 with one double, two home runs, four RBI and a 2.167 OPS in those four games.
- * Matched his career high by homering in consecutive games twice on the season, August 23-24 and September 13-14.
- * Hit 50th career home run on September 14 at Chicago-AL, a solo shot off José Ureña.
- * Went 2-for-3 with two walks on September 22 vs. Los Angeles-AL, setting season high by reaching four times and fifth time in his career doing so...the 8-6 victory was the AL Central division-clinching victory.
- * Has season-best and tied career-high hitting safely in 10-straight games from September 18-29.
- * Appointed by Rocco Baldelli as Co-Manager for September 30 at Colorado, along with Jorge Polanco...Twins won 14-6.
- * Played five different positions defensively...played 45 games (20 starts) at second base, 43 games (32 starts) at third base, 40 games (27 starts) at short stop, four games (0 starts) at first base and three games (0 starts) in leftfield.
- * Hit .289 (33-for-114) with a .781 OPS vs. left-handed pitching, compared to .234 (52-for-222) with a .686 OPS vs. right-handed pitching.
- * Hit .346 (28-for-81) with runners in scoring position.

PROFESSIONAL: Originally selected by New York-AL in 35th round of 2012 First-Year Player Draft but elected to attend University of Georgia...drafted by Los Angeles-NL in eighth round of 2013 First-Year Player Draft; signed by scout Lon Joyce...acquired by Cincinnati, along with outfielders Matt Kemp, Yasiel Puig, left-handed pitcher Alex Wood and cash, in exchange for right-handed pitcher Homer Bailey, infielder Jeter Downs and right-handed pitcher Josiah Gray on December 21, 2018...acquired by Twins via trade with Reds on November 18, 2022, in exchange for right-handed minor league pitcher Casey Legumina.

FARMER'S BATTING RECORD

YEAR	CLUB	AVG	G	AB	R	H	2B	3B	HR	RBI	SH	SF	HBP	BB	SO	SB	CS	OBP	OPS
2013	Orden	.347	41	167	37	58	19	0	4	36	0	4	6	7	21	1	1	.386	.919
2014	Great Lakes	.310	57	229	25	71	16	4	2	35	0	2	3	15	24	9	3	.357	.798
	Rancho Cucamonga	.239	36	130	8	31	5	1	0	15	2	1	3	10	28	2	0	.306	.598
2015	Rancho Cucamonga	.337	44	163	33	55	14	6	1	27	0	2	5	12	25	5	2	.396	.911
	Tulsa	.272	76	283	25	77	26	1	2	39	0	4	4	14	55	0	1	.312	.704
2016	AZL Dodgers	.294	4	17	4	5	0	0	2	4	0	0	0	1	1	0	0	.333	.980
	Tulsa	.256	74	266	31	68	18	2	5	31	0	3	3	25	44	2	0	.323	.718
2017	Tulsa	.339	33	124	21	42	7	0	3	18	0	1	0	16	13	1	0	.411	.879
	Oklahoma City	.305	59	223	32	68	16	1	7	38	0	0	4	13	36	0	4	.354	.834
	LOS ANGELES-NL	.300	20	20	1	6	1	0	0	2	0	0	0	0	3	0	0	.300	.650
2018	Oklahoma City	.288	79	288	37	83	24	1	7	36	0	3	4	17	50	1	1	.333	.785
	LOS ANGELES-NL	.235	39	68	1	16	4	1	0	9	0	1	3	5	15	0	0	.312	.635
2019	Dayton	.000	1	2	0	0	0	0	0	0	0	0	0	1	0	0	0	.333	.333
	Louisville	.000	1	4	1	0	0	0	0	0	0	0	0	2	0	0	0	.000	.000
	CINCINNATI	.230	97	183	22	42	6	0	9	27	0	1	3	10	59	4	1	.279	.689
2020	CINCINNATI	.266	32	64	4	17	3	0	0	4	0	0	1	5	13	1	0	.329	.641
2021	CINCINNATI	.263	147	483	60	127	22	2	16	63	1	5	18	22	97	2	3	.316	.732
2022	CINCINNATI	.255	145	526	58	134	25	1	14	78	2	6	16	33	99	4	3	.315	.701
2023	St. Paul	.308	4	13	4	4	2	0	1	3	0	0	0	2	4	0	0	.400	1.092
	MINNESOTA	.253	120	335	49	85	14	2	11	46	0	2	8	23	86	2	4	.314	.719
Minor League Totals		.294	509	1909	258	562	147	16	34	282	2	20	32	133	303	21	12	.347	.789
Major League Totals		.254	600	1680	195	427	75	6	50	229	3	15	49	98	372	13	11	.312	.707

FARMER'S WILD CARD RECORD

YEAR	OPPONENT	AVG	G	AB	R	H	2B	3B	HR	RBI	SH	SF	HBP	BB	SO	SB	CS	OBP	OPS
2020	Atlanta	.000	1	5	0	0	0	0	0	0	0	0	0	0	2	0	0	.000	.000

FARMER'S DIVISION SERIES RECORD

YEAR	OPPONENT	AVG	G	AB	R	H	2B	3B	HR	RBI	SH	SF	HBP	BB	SO	SB	CS	OBP	OPS
2017	Arizona	.000	1	1	0	0	0	0	0	0	0	0	0	0	1	0	0	.000	.000

FARMER'S LEAGUE CHAMPIONSHIP SERIES RECORD

YEAR	OPPONENT	AVG	G	AB	R	H	2B	3B	HR	RBI	SH	SF	HBP	BB	SO	SB	CS	OBP	OPS
2020	Chicago-NL	.000	4	3	0	0	0	0	0	1	0	1	0	0	1	0	0	.000	.000

FARMER'S PITCHING RECORD

YEAR	CLUB	W-L	ERA	G	GS	CG	SH	SV	IP	H	R	ER	HR	HB	BB	SO	WP	K/9	BAA
2019	Cincinnati	0-0	0.00	1	0	0	0	0	1.1	1	0	0	0	0	0	0	0	0.0	.200

FARMER'S CAREER FIELDING RECORD

POSITION	PCT	G	PO	A	E	TC	DP	PB
Shortstop	.985	275	278	561	13	852	119	—
Third Base	.970	129	65	159	7	231	20	—
Second base	.985	108	68	123	3	194	34	—
First Base	.990	32	94	8	1	103	11	—
Catcher	.989	19	83	4	1	88	0	—
Outfield	.000	7	0	0	0	0	0	—
Totals	.983	570	588	855	25	1468	184	—

FARMER'S PROFESSIONAL INJURED LIST HISTORY

DATES	INJURY	LEVEL
April 13-May 10, 2023	Facial Laceration/Dental Surgery	Minnesota
September 4-17, 2019	Left Oblique Strain	Cincinnati
July 17-28, 2019	Concussion	Cincinnati
May 30-July 26, 2016	Right Wrist Contusion	Double-A Tulsa
April 29-May 6, 2016	Right Great Toe Contusion	Double-A Tulsa



55

KODY FUNDERBURK

LHP

H/W: 6-4/230

B/T: L/L

AGE: 26

BORN: 11/27/1996 in Mesa, AZ

RESIDES: Mesa, AZ

ACQUIRED: 15th RD, 2018 MLB Draft

M.L. SERVICE: 35 days

CONTRACT STATUS: Signed thru 2023

PERSONAL: Kody Leigh Funderburk...X: @KodyFunderburk...Instagram: @kodyfunderburk...married his wife, Alicia, this past Valentine's Day, February 14...four-year letterman at Queen Creek High School...held the school's all-time RBI record (77)...began his college career at Mesa Community College in his native Arizona, where he was a pitcher and infielder...was named a NJCAA Division II First Team All-American, First Team All-Conference and First Team All-Region selection in 2017 after leading the Thunderbirds in batting average (.400), home runs (8), RBI (55), slugging percentage (.651), and on-base percentage (.504)...also made eight appearances, including three starts on the mound and struck out 16 batters in 12.2 innings...played one season at Dallas Baptist University (2018), went 1-3 6.84 ERA (50.0 IP, 38 ER) with 31 walks and 53 strikeouts in 15 appearances (14 starts)...also posted .304 batting average (65-for-214) with 19 doubles, one triple, 13 home runs, 48 RBI, 47 walks, a .429 on-base percentage and a .584 slugging percentage in 63 games for the Patriots...majored in Psychology...appeared in the Arizona Fall League in 2021 for the Scottsdale Scorpions...went 3-2, 6.11 ERA (17.2 IP, 12 ER) with six walks and 22 strikeouts in six starts.

CAREER HIGHLIGHTS: Major league debut on August 28, 2023 vs. Cleveland, earning the win in 2.0 innings of relief...became the first Twins pitcher to win in his major league debut since Fernando Romero (start) on May 2, 2018...became the first Twins pitcher to win in major league debut in relief since Todd Ritchie (April 3, 1997).

CAREER HIGHS

IP: 2.0, 8/28/23 vs. CLE

SO: 3, 8/28/23 vs. CLE

Walks: 1, 4x, last 9/24/23 vs. LAA

CG: --

Low-Hit CG: --

Save-Streak: 1, 8/28/23



POSTSEASON CAREER: Has not appeared at major league level.

2023:

- * Made five appearances for the Wind Surge from April 6-22 before being promoted to Triple-A St. Paul on April 27.
- * Made 37 appearances for the Saints before having his contract selected on August 28.
- * Reached minor league season-high five strikeouts twice (April 22 at Tulsa with Wichita and August 2 at Columbus with St. Paul).
- * Made his major league debut on August 28 vs. Cleveland, pitching 2.0 scoreless innings with a season-high three strikeouts earning the win in a 10-6 Twins victory...earned first major league strikeout, fanning Ramón Laureano...became the first Twins pitcher to earn a win in his major league debut since Fernando Romero (start) on May 2, 2018 and the first to do so in relief since Todd Ritchie on April 3, 1997...also became the second pitcher in Twins history to earn the win in a hitless major league debut (Bill Plies - game two of a double header on Apr 16, 1961).
- * 10 of 11 appearances for Twins were scoreless, including each of his last nine - all in September.

PROFESSIONAL: Selected by Twins in in the 15th round of 2018 First-Year Player Draft from Dallas Baptist University; signed by scout Trevor Brown.

FUNDERBURK'S PITCHING RECORD

YEAR	CLUB	W-L	ERA	G	GS	CG	SH	SV	IP	H	R	ER	HR	HB	BB	SO	WP	K/9	BAA
2017	GCL Twins	3-0	1.33	6	1	0	0	0	20.1	10	4	3	1	2	4	19	0	8.4	.141
2018	Cedar Rapids	3-5	3.26	20	17	0	0	1	94.0	94	40	34	4	11	35	71	7	6.8	.263
2019	Cedar Rapids	4-3	4.57	8	8	0	0	0	41.1	42	24	21	4	2	15	44	6	9.6	.250
	Fort Myers	4-4	3.38	13	12	0	0	0	69.1	61	31	26	4	6	23	51	5	6.6	.237
2020	NO SEASON - DID NOT PLAY																		
2021	Cedar Rapids	1-1	1.84	3	3	0	0	0	14.2	13	4	3	1	0	6	23	1	14.1	.250
2022	Fort Myers	0-0	16.20	1	1	0	0	0	1.2	5	7	3	1	0	1	1	0	5.4	.417
	Wichita	1-3	4.40	24	10	0	0	3	57.1	60	33	28	4	1	30	64	4	10.1	.270
2023	Wichita	1-0	1.00	5	0	0	0	1	9.0	9	1	1	0	0	6	14	1	14.0	.235
	St. Paul	4-1	2.60	37	2	0	0	5	52.0	34	15	15	1	3	21	75	0	13.0	.183
	MINNESOTA	2-0	0.75	11	0	0	0	0	12.0	6	1	1	1	1	5	19	0	14.3	.146
	Minor League Totals	22-13	3.20	115	48	0	0	10	323.0	279	131	115	14	21	140	363	23	10.1	.231
	Major League Totals	2-0	0.75	11	0	0	0	0	12.0	6	1	1	1	1	5	19	0	14.3	.146

FUNDERBURK'S CAREER FIELDING RECORD

POSITION	PCT	G	PO	A	E	TC	DP	PB
Pitcher	1.000	11	2	3	0	5	0	—

FUNDERBURK'S PROFESSIONAL INJURED LIST HISTORY

DATES	INJURY	LEVEL
July 25-August 22, 2021	COVID-19	Double-A Wichita
June 21-July 19, 2021	Right Oblique Strain	Single-A Cedar Rapids

FUNDERBURK'S GAME LOGS

DATE	OPP.	W	L	SV	SVO	HLD	ERA	GS	CG	IP	H	R	ER	HR	BB	IBB	HB	SO	AVG	#PIT
8/28	CLE	1	0	0	0	0	0.00	0	0	2.0	0	0	0	0	0	0	0	3	.000	28
8/30	CLE	0	0	0	0	0	3.86	0	0	0.1	1	1	1	1	0	0	0	0	.125	8
AUGUST TOTALS		1	0	0	0	0	3.86	0	0	2.1	1	1	1	1	0	0	0	3	.125	36
9/2	@TEX	0	0	0	0	0	2.70	0	0	1.0	0	0	0	0	0	0	0	1	.091	9
9/3	@TEX	0	0	0	0	0	2.08	0	0	1.0	1	0	0	0	0	0	0	1	.133	14
9/6	@CLE	0	0	0	0	0	1.69	0	0	1.0	0	0	0	0	0	0	0	1	.111	11
9/9	NYM	0	0	0	0	1	1.50	0	0	0.2	0	0	0	0	1	0	0	1	1.00	15
9/15	@CWS	0	0	0	0	0	1.29	0	0	1.0	0	0	0	0	1	0	0	2	.087	16
9/19	@CIN	0	0	0	0	0	1.13	0	0	1.0	1	0	0	0	1	0	0	2	.111	20
9/24	LAA	0	0	0	0	0	1.00	0	0	1.0	1	0	0	0	1	0	1	2	.129	27
9/29	@COL	1	0	0	0	0	0.82	0	0	2.0	1	0	0	0	1	0	0	3	.135	28
10/1	@COL	0	0	0	0	0	0.75	0	0	1.0	1	0	0	0	0	0	0	3	.146	16
SEPT/OCT TOTALS		1	0	0	0	1	0.00	0	0	9.2	5	0	0	0	5	0	1	16	.152	156



13

JOEY GALLO

OF/1B

H/W: 6-5/245

B/T: L/R

AGE: 29

BORN: 11/19/1993 in Henderson, NV

RESID: Dallas, TX

ACQUIRED: Signed as free agent, 12/20/22

M.L. SERVICE: 7 years, 104 days

CONTRACT STATUS: Signed thru 2023

PERSONAL: Joseph Nicholas Gallo...X. @JoeyGallo24...Instagram: @joeygallo24...attended Bishop Gorman High School (NV)...was the 2012 Nevada Gatorade State Player of the Year, leading the Gaels to their seventh consecutive Nevada 4A state title, hitting .509 with 66 runs, 21 home runs, 80 RBI and 13 stolen bases...at the time, his 65 career home runs were the most in state history...also tossed a no-hitter in his senior campaign...his father, Tony, pitched in the Montreal minor league system and worked as a pitching instructor at batting cages owned by Jason Giambi...has spent time in previous offseasons training with Giambi...was tabbed by *Baseball America* as the "Best Power Hitter" and having the third-best arm among high school draft prospects...had committed to Louisiana State University prior to signing with the Rangers...in the 2020-21 offseason, joined New Balance and the Salvation Army to donate clothes and shoes to those in need...with the Rangers, participated in Rangers Winter Caravans, hospital visits, and Comerica Peek at the Park event...during the 2019 offseason, paired with the Rangers Foundation in distributing Thanksgiving dinners to families in West Dallas...in 2017, donated New Balance turf shoes to area high school athletes through Arlington ISD Athletics...has worn number 13 through most of career because of Alex Rodriguez wearing 13 for the Yankees...participated in 2023 TwinsFest at Target Field in January.

CAREER HIGHLIGHTS: Twins are fourth organization (Texas - 2012-21, New York-AL - 2021-22, Los Angeles-NL - 2022)...originally came up as third baseman but by the time of his arrival with Texas, Adrian Beltré was the third baseman, so the Rangers moved him to the outfield...is two-time American League All-Star (2019 and 2021 with Texas)...is two-time Rawlings Gold Glove Award® winner (2020 and 2021 in RF)...selected to the All-Star Futures Game in 2014 at Target Field and was named the game's MVP after hitting a go-ahead, two-run home run off Houston prospect Michael Feliz in the sixth inning (419 ft shot) - broke the window of a pick-up on Target Plaza during BP prior to game...in 2021, his 12 defensive runs saved in RF were second-highest in baseball at the position, trailing only Adolis García (13) according to FanGraphs...posted a .980 fielding percentage (4 errors/205 total chances) in rightfield in 2021...in 2020, led qualified major league rightfielders with an Ultimate Zone Rating (UZR) of 6.1, the fourth-highest mark in that category among all MLB fielders behind only Nolan Arenado (8.5), Kevin Kiermaier (7.7) and Trent Grisham (7.5)...played 457.2 innings in the field (456.2 in RF and 1.0 in CF) and handled 123 chances without committing an error...participated in his first Home Run Derby in 2021...has won two Gold Gloves in rightfield (2020-21)...with 41 home runs and 80 RBI in 2017 and 40 home runs and 92 RBI in 2018, was one of just three players in baseball to hit at least 40 home runs and record 80 RBI in at least two different seasons since 2017 (also J.D. Martinez and Khris Davis)...with 41 home runs in 2017 and 40 home runs in 2018, was just the ninth player in baseball history with multiple 40-homer seasons before his age-25 season...was just the fourth player in Rangers history to hit at least 40 homers in back-to-back seasons, joining Alex Rodriguez (2001-03), Rafael Palmeiro (2001-02) and Juan Gonzalez (1992-93; 1996-98)...is one of three left-handed batters in baseball history with multiple seasons of at least 40 home runs prior to their age-25 season, joining Ken Griffey Jr. and Eddie Mathews...was just one of six players in Rangers history to hit at least 40 homers in a season...finished in baseball's top-five in home runs in back-to-back years (fifth in 2017 and third in 2018), joining Alex Rodriguez (2001-03) and Juan Gonzalez (1992-93) as the only Rangers ever to accomplish that feat...was the only player to hit 20 home runs prior to the All-Star break in each season from 2017-19...according to Elias, was the first player in baseball history to hit at least 40 home runs within his first 100 career hits...his 81 homers from 2017-18 were the most by a Ranger in a two-season span since Mark Teixeira's 81 homers from 2004-05...only three Rangers have had more home runs in a two-season span: Alex Rodriguez, Rafael Palmeiro and Juan Gonzalez.

POSTSEASON CAREER: Is 0-for-4 in two career Postseason Games, appearing in one game in the 2021 Wild Card Series with New York-AL against Boston and one game in the 2022 NL Division Series with Los Angeles-NL against San Diego.

2023:

- * Was Twins Opening Day first baseman on March 30 at Kansas City, batting seventh and going 1-for-2 with a single.
- * Recorded 16th career multi-homer game in Twins' third game of season on April 2 at Kansas City...also reached four times in game, going 3-for-4 with a walk.

CAREER HIGHS

Hits: 4, 2x, last 8/12/23 at PHI

RBI: 5, 3x, last 6/26/21 vs. KC

HR: 2, 17x, last 8/12/23 at PHI

GS: 1, 5/31/19 vs. KC

SB: 1, 30x, last 9/1/23 at TEX

Hit-Streak: 8, 3x, last 4/27-5/8/19

WALK-OFF HITS/PA

5/12/17 vs. OAK (HR)

9/25/20 vs. HOU (FC)

MULTI-HR GAMES (17X)

4/21/17 vs. KC

7/25/17 vs. MIA

8/11/17 vs. SEA

9/30/17 vs. OAK

5/5/18 vs. BOS

7/20/18 vs. CLE

8/8/18 vs. SEA

6/27/19 at DET

5/8/21 vs. SEA

6/26/21 vs. KC

6/29/21 at OAK

7/7/21 vs. DET

8/14/21 at CWS

9/17/21 vs. CLE

6/9/22 at MIN

4/2/23 at KC

8/12/23 at PHI



- * Hit seven home runs in first 15 games from March 30-April 26...joined Byron Buxton (2022), Tony Oliva (1966) and Harmon Killebrew (1961) as the only players in Twins history with seven homers in their first 15 games of the season.
- * Finished April with a .349 on-base percentage and a 1.066 OPS in 18 games...also hit seven home runs, recorded 14 RBI and walked nine times...his OPS ranked third in the AL, while his .717 slugging percentage during the month ranked second.
- * Led off for first time of season on May 13 vs. Chicago-NL, marking first time in career (781st game)...went 2-for-5 with a double, a home run, two runs scored and four RBI...was club's leadoff hitter for most of mid-late May and finished season with 10 starts at that spot of the order.
- * Placed on 10-day Injured List on June 3 with a left hamstring strain...played in three games with Triple-A St. Paul on rehab assignment and reinstated from IL on June 13.
- * Recorded 500th career hit on June 16 vs. Detroit, a double.
- * Suffered second career ejection on June 21 vs. Boston, arguing balls and strikes with umpire David Rackley.
- * Went 4-for-4 with a walk and two home runs on August 12 at Philadelphia...tied single-game career high in times on base (twice previously), tied career high in hits and recorded 17th multi-homer game and second of season.
- * Suffered third career ejection and second of season on August 25 vs. Texas, arguing balls and strikes with home plate umpire Carlos Torres.
- * Hit 458-foot home run on September 4 vs. Cleveland, the longest home run of his season and third-longest for a Twin in 2023.
- * Placed on 10-day Injured List on September 8 with a left foot contusion...played in three games on rehab assignment with Triple-A St. Paul but did not return to Twins.
- * Spent the final week of the season taking live BP with other players rehabbing from injuries to be ready for Postseason.
- * Ranked tied for second on club in home runs (21).
- * Played 51 games (36 starts) at first base, 51 games (34 starts) in leftfield, 11 games (6 starts) in centerfield and 10 games (6 starts) in rightfield...committed just two errors on season, both in left...also recorded two outfield assists, also both in left.
- * Posted a .749 OPS vs. right-handed pitching compared to .705 vs. left-handed pitching.
- * 31 of his 50 hits (62%) went for extra-bases (9 doubles, 1 triple, 21 home runs).
- * Posted a hard-hit percentage of 52.9, the highest of career...additionally, posted a 93.0 average exit velocity, the fourth best of career.

PROFESSIONAL: Originally selected by Texas in supplemental first round (39th overall) in 2012 First-Year Player Draft; signed by scout Todd Guggiana...acquired by the Yankees with left-handed pitcher Joely Rodríguez and cash considerations from the Texas Rangers in exchange for minor league right-handed pitcher Glenn Otto and infielders Ezequiel Duran, Trevor Hauver and Josh Smith on July 29, 2021...acquired by Los Angeles-NL in exchange for minor league right-handed pitcher Clayton Beeter on August 2, 2022...signed a one-year contract with Minnesota on December 20, 2022.

GALLO'S BATTING RECORD

YEAR	CLUB	AVG	G	AB	R	H	2B	3B	HR	RBI	SH	SF	HBP	BB	SO	SB	CS	OBP	OPS
2012	AZL Rangers	.293	43	150	44	44	10	1	18	43	0	3	3	37	52	6	0	.435	1.169
	Spokane	.214	16	56	9	12	2	0	4	9	0	0	0	11	26	0	0	.343	.808
2013	AZL Rangers	.368	5	19	4	7	4	0	2	10	0	0	0	2	7	1	0	.429	1.323
	Hickory	.245	106	392	82	96	19	5	38	78	0	1	5	48	165	14	1	.334	.944
2014	Myrtle Beach	.323	58	189	53	61	9	3	21	50	0	4	2	51	64	5	3	.463	1.199
	Frisco	.232	68	250	44	58	10	0	21	56	1	1	3	36	115	2	0	.335	.859
2015	Frisco	.314	34	121	21	38	10	1	9	31	0	1	0	24	49	1	0	.425	1.061
	Round Rock	.195	53	200	20	39	9	0	14	32	0	1	0	27	90	1	0	.290	.740
	TEXAS	.204	36	108	16	22	3	1	6	14	0	0	0	15	57	3	0	.301	.718
2016	Round Rock	.240	102	359	71	86	17	6	25	66	0	1	5	68	150	2	0	.367	.896
	TEXAS	.040	17	25	2	1	0	0	1	1	0	0	0	5	19	1	0	.200	.360
2017	TEXAS	.209	145	449	85	94	18	3	41	80	0	0	8	75	196	7	2	.333	.869
2018	TEXAS	.206	148	500	82	103	24	1	40	92	0	0	3	74	207	3	4	.312	.810
2019	AZL Rangers	.273	4	11	3	3	1	0	2	3	0	0	0	5	3	0	0	.500	1.409
	TEXAS	.253	70	241	54	61	15	1	22	49	1	1	2	52	114	4	2	.389	.986
2020	TEXAS	.181	57	193	23	35	8	0	10	26	0	0	4	29	79	2	0	.301	.679
2021	TEXAS	.223	95	310	57	69	6	1	25	55	0	0	4	74	125	6	0	.379	.869
	NEW YORK-AL	.160	58	188	33	30	7	0	13	22	0	1	2	37	88	0	0	.303	.707
2022	NEW YORK-AL	.159	82	233	32	37	4	1	12	24	0	0	0	40	106	2	0	.282	.621
	LOS ANGELES-NL	.162	44	117	16	19	4	1	7	23	0	1	3	16	57	1	0	.277	.671
2023	St. Paul	.172	9	29	2	5	1	0	2	6	0	1	0	4	11	0	0	.265	.679
	MINNESOTA	.177	111	282	39	50	9	1	21	40	0	0	2	48	142	1	1	.301	.741
Minor League Totals		.253	498	1776	353	449	92	16	156	384	1	13	18	313	732	32	4	.368	.954
Major League Totals		.197	863	2646	439	521	98	10	198	426	1	3	28	465	1190	30	9	.323	.789

GALLO'S WILD CARD SERIES RECORD

YEAR	OPPONENT	AVG	G	AB	R	H	2B	3B	HR	RBI	SH	SF	HBP	BB	SO	SB	CS	OBP	OPS
2021	Boston	.000	1	4	0	0	0	0	0	0	0	0	0	0	1	0	0	.000	.000

GALLO'S DIVISION SERIES RECORD

YEAR	OPPONENT	AVG	G	AB	R	H	2B	3B	HR	RBI	SH	SF	HBP	BB	SO	SB	CS	OBP	OPS
2022	San Diego	.000	0	0	0	0	0	0	0	0	0	0	0	0	0	0	0	.000	.000

GALLO'S ALL-STAR GAME RECORD

YEAR	HOST	AVG	G	AB	R	H	2B	3B	HR	RBI	SH	SF	HBP	BB	SO	SB	CS	OBP	OPS
2019	Cleveland	1.000	1	1	1	1	0	0	1	1	0	0	0	0	0	0	0	1.000	4.000
2021	Colorado	.000	1	0	0	0	0	0	0	0	0	0	0	1	0	0	0	1.000	0.00
All-Star Game Totals		1.000	2	1	1	1	0	0	1	1	0	0	0	1	0	0	0	1.000	--

GALLO'S CAREER FIELDING RECORD

POSITION	PCT	G	PO	A	E	TC	DP	PB
Outfield	.984	581	1042	42	18	1102	8	—
First Base	.996	147	983	51	4	1038	107	—
Third Base	.921	92	58	153	18	229	20	—
Totals	.983	820	2083	246	40	2369	135	—

GALLO'S PROFESSIONAL INJURED LIST HISTORY

DATES	INJURY	LEVEL
September 8-end of 2023 season	Left Foot Contusion	Minnesota
June 3-13, 2023	Left Hamstring Strain	Minnesota
May 22-25, 2022	COVID-19	New York-AL
July 24-end of 2019 season	Fractured Right Wrist	Texas
June 2-25, 2019	Strained Left Oblique	Texas
August 22-29, 2017	Concussion	Texas
May 1-19, 2016	Left Groin Strain	Triple-A Round Rock
April 9-25, 2015	Left Ankle Surgery	Double-A Frisco
July 9-August 8, 2013	Right Groin Strain	Single-A Hickory



30

KYLE GARLICK

OF

H/W: 6-1/221 **B/T:** R/R
AGE: 31
BORN: 1/26/1992 in La Habra, CA
RESIDES: Chino Hills, CA

ACQUIRED: Claimed off waivers from ATL, 2/1/21
M.L. SERVICE: 3 years, 17 days
CONTRACT STATUS: Signed thru 2023

PERSONAL: Kyle Bruce Garlick...Instagram: @kylegarlick...2010 graduate of Chino Hills High School (CA)...graduate of California Polytechnic State University, Pomona...also attended the University of Oregon...hobbies include spending time with family and friends, and playing video games.

CAREER HIGHLIGHTS: Twins are fourth organization (Los Angeles-NL - 2015-19, Philadelphia - 2020, Atlanta 2021)...hit first career leadoff home run on May 7, 2021 at Detroit...recorded career-high four-game hitting streak from May 5-8, 2021...made major league debut on May 19, 2019 for Los Angeles-NL.

POSTSEASON CAREER: Has not appeared at major league level.

2023:

- ✦ Was a non-roster invite to Twins spring training for third-straight season...reassigned to minor league camp on March 26 and began season with Triple-A St. Paul.
- ✦ Had three different stints with Twins on season, going back-and-forth from Minnesota to Triple-A St. Paul...went from both levels mostly in April, May and June and finished final three-plus months at St. Paul.
- ✦ Hit first home run of season with Twins on April 14 at New York-AL, off Nestor Cortes, helping guide the Twins to a 4-3 victory in Yankee Stadium.
- ✦ Designated for release or assignment on June 20, cleared waivers and reported to Triple-A St. Paul where he finished the season.
- ✦ Went 4-for-5 with a walk and five RBI for St. Paul on July 9 at Iowa.
- ✦ Drove in five RBI again on July 26 vs. Toledo...four of those five RBI came off a grand slam.
- ✦ Recorded professional career high with five hits (5 at-bats) for Saints on August 23 at Omaha, recording four singles and one double.
- ✦ Recorded first multi-homer game of season on September 7 at Louisville, including four RBI and two walks.
- ✦ Finished hitting .286 (2-for-7) against right-handed pitching for Minnesota, compared to .143 (3-for-21) vs. left-handed pitching.
- ✦ Combined to hit .236 (77-for-326) with 19 doubles, one triple, 16 home runs, 69 RBI, 57 runs scored, 45 walks, a .338 on-base percentage, a .448 slugging percentage and a .786 OPS in 93 games between St. Paul and Minnesota.

PROFESSIONAL: Originally selected by Los Angeles-NL in 28th round of 2015 First-Year Player Draft...traded to Philadelphia in exchange for left-handed pitcher Tyler Gilbert on February 15, 2020...acquired off waivers by Atlanta on January 22, 2021; designated for release or assignment February 5 and claimed off waivers by Minnesota February 11, 2021.

CAREER HIGHS

Hits: 3, 3x, last 8/26/22 vs. SF

RBI: 3, 5x, last 6/3/22 at TOR

HR: 2, 2x, last 6/3/22 at TOR

GS: - -

SB: 1, 5/21/21 at BAL

Hit-Streak: 4, 5/5-8/21

WALK-OFF HITS/PA

None

MULTI-HR GAMES

4/30/22 at TB

6/3/22 at TOR

GARLICK'S CAREER FIELDING RECORD

POSITION	PCT	G	PO	A	E	TC	DP	PB
Outfield	.994	119	152	3	1	156	1	—

GARLICK'S PROFESSIONAL INJURED LIST HISTORY

DATES	INJURY	LEVEL
September 16-end of 2022 season	Sprained Left Wrist	Minnesota
August 4-26, 2022	Right Ribcage Contusion	Minnesota
June 7-19, 2022	Strained Left Hamstring	Minnesota
May 2-16, 2022	Strained Right Calf	Minnesota
June 9-end of 2021 season	Sports Hernia	Minnesota
April 20-29, 2021	COVID IL	Minnesota
September 16-end of 2020 season	Right Oblique Strain	Philadelphia
May 31-July 30, 2017	Right Hand Fracture	Double-A Tulsa
August 28-end of 2015 season	Left Wrist Strain	High-A Rancho Cucamonga

GARLICK'S BATTING RECORD

YEAR	CLUB	AVG	G	AB	R	H	2B	3B	HR	RBI	SH	SF	HBP	BB	SO	SB	CS	OBP	OPS
2015	AZL Dodgers	.375	4	16	6	6	2	2	0	3	0	1	0	1	2	0	0	.389	1.139
	Ogden	.400	4	15	2	6	3	0	0	3	0	1	0	1	2	0	0	.412	1.012
	Great Lakes	.327	38	147	24	48	12	2	4	24	0	0	4	10	35	2	2	.385	.902
2016	Rancho Cucamonga	.389	14	54	16	21	4	0	5	14	0	2	1	4	20	0	0	.426	1.167
	Tulsa	.284	79	292	42	83	29	2	8	39	0	3	6	18	83	1	0	.335	.815
2017	AZL Dodgers	.353	5	17	4	6	3	0	1	2	0	0	1	2	4	0	0	.450	1.156
	Tulsa	.239	74	268	45	64	9	0	17	42	0	3	4	30	78	1	0	.321	.784
2018	Tulsa	.282	19	78	11	22	4	0	5	14	0	1	0	6	33	0	0	.329	.855
	Oklahoma City	.253	97	324	49	82	18	2	17	46	0	1	2	14	105	2	0	.287	.766
2019	Oklahoma City	.314	81	271	54	85	25	2	23	59	0	2	6	25	84	2	1	.382	1.057
	LOS ANGELES-NL	.250	30	48	8	12	4	0	3	6	0	0	0	5	19	0	0	.321	.842
2020	PHILADELPHIA	.136	12	22	0	3	1	0	0	3	0	0	1	0	7	0	0	.174	.356
2021	St. Paul	.286	2	7	0	2	0	0	0	1	0	0	0	1	1	0	0	.375	.661
	MINNESOTA	.232	36	99	17	23	8	0	5	10	0	1	1	6	32	1	0	.280	.745
2022	St. Paul	.250	11	40	5	10	1	1	3	7	0	0	0	6	16	0	0	.348	.898
	MINNESOTA	.233	66	150	23	35	3	0	9	18	0	1	3	8	48	0	0	.284	.717
2023	St. Paul	.242	79	298	55	72	18	1	14	65	0	6	8	43	110	2	1	.346	.796
	MINNESOTA	.179	14	28	2	5	1	0	2	4	0	0	0	2	11	0	0	.233	.662
Minor League Totals		.280	556	2023	351	567	141	13	108	356	0	20	36	176	630	10	4	.345	.868
Major League Totals		.225	158	347	50	78	17	0	19	41	0	2	5	21	117	1	0	.277	.715



IF/OF

H/W: 6-1/177
AGE: 27
BORN: 10/24/1995 in Avon Park, FL
RESIDES: Winter Garden, FL

B/T: L/R

ACQUIRED: 1st RD (5th overall), 2014 MLB Draft

M.L. SERVICE: 2 years, 137 days

CONTRACT STATUS: Signed thru 2023

NICK GORDON

PERSONAL: Nicholas Chad Gordon...X: @FlashGThe3rd...Instagram: @flashgthre3rd...son, Jaxon (born in 2018)...2014 graduate of Olympia (FL) High School...hit .517 with 10 doubles, two triples, six home runs, 27 RBI and 13 stolen bases as a senior, and .505 with 15 doubles, six triples and 12 stolen bases as a junior...named Gatorade Florida Baseball Player of the Year in 2013 and '14 and named a Perfect Game All-American...rated as fifth-best prospect in the 2014 draft by MLB.com...ranked as the sixth-best prospect, and as having the best infield arm in the 2014 draft by *Baseball America*...verbally committed to Florida State, but elected to play professional baseball...is the son of three-time All-Star right-handed pitcher Tom "Flash" Gordon and half-brother of MLB infielder/outfielder Dee Strange-Gordon...produces hip hop music in spare time, rapping under the alias G-Cinco (gcincomusic.com)...one of favorite all-time TV shows is Prison Break...went on 2023 Twins Winter Caravan, visiting Minneapolis' Southside Village Boys & Girls Club, as well as St. Cloud, MN and Fargo, ND...participated in 2023 TwinsFest at Target Field in January.

CAREER HIGHLIGHTS: Given 2022 Charles O. Johnson Award for Most Improved Twin, an award voted on by the Twin Cities Chapter of the BBWAA...made major league debut May 6, 2021 vs. Texas; recorded first career hit with a fourth-inning single off Jordan Lyles...named to the 2017 SiriusXM All-Star Futures Game, leading off and playing shortstop for the U.S. Team...named 2017 Southern League Midseason All-Star...named 2017 Southern League Postseason All-Star...ranked eighth-best prospect in Twins system by *Baseball America* entering 2018, 80th-best prospect in baseball by MLB.com...named 2016 Florida State League Mid- and Postseason All-Star...named shortstop on the Twins 2016 organization All-Star team by

CAREER HIGHS

Hits: 3x, 7x, last 9/20/22 at KC
RBI: 6, 8/30/22 vs. BOS
HR: 1, 15x, last 5/3/23 at CWS
GS: 1, 8/30/22 vs. BOS
SB: 2, 2x, last 6/12/21 vs. HOU
Hit-Streak: 7, 9/5-11/22

WALK-OFF HITS/PA

None

MULTI-HR GAMES

None



MLB.com...played in Arizona Fall League for Surprise in 2016 and named to AFL Rising Stars Team and All-Prospect Team...named top prospect in Twins system by *Baseball America* entering 2017...ranked as the fourth-best prospect in the Twins system by *Baseball America* entering 2016...also ranked 53rd-best prospect in baseball by *Baseball America*, 91st by MLB.com and 62nd by BaseballProspect.com entering 2016...selected to 2014 Appalachian League Postseason All-Star team and sixth-best prospect in the Twins system by *Baseball America* and the 33rd-best prospect in baseball by MLB.com entering 2015.

POSTSEASON CAREER: Has not appeared at major league level.

2023:

- Made Twins Opening Day roster for second time in career as club's utility player.
- Hit safely in season-long five-straight games from April 26-May 4, recording exactly one hit in each game.
- Recorded at least one RBI in career-high four-straight games from April 30-May 4.
- Homered in consecutive games for second time in career from May 2-3.
- Recorded fourth career two-double game on May 14 vs. Chicago-NL.
- Fouled pitch off right shin on May 17 at Los Angeles-NL, suffering fractured right tibia; placed on 10-day IL on May 19...transferred to 60-day IL on May 29.
- Spent the final week of the season taking live BP with other players rehabbing from injuries to be ready for Postseason.

PROFESSIONAL: Selected by Twins in first round (5th overall) of 2014 First-Year Player Draft; signed by scout Brett Dowdy.

GORDON'S BATTING RECORD																					
YEAR	CLUB	AVG	G	AB	R	H	2B	3B	HR	RBI	SH	SF	HBP	BB	SO	SB	CS	OBP	OPS		
2014	Elizabethhton	.294	57	235	46	69	6	4	1	28	0	4	5	11	45	11	7	.333	.699		
2015	Cedar Rapids	.277	120	481	79	133	23	7	1	58	3	4	6	39	88	25	8	.336	.696		
2016	Fort Myers	.291	116	461	56	134	23	6	3	52	1	0	8	23	87	19	13	.335	.721		
2017	Chattanooga	.270	122	519	80	140	29	8	9	66	0	2	4	53	134	13	7	.341	.749		
2018	Chattanooga	.333	42	162	22	54	10	3	5	20	0	4	4	11	27	7	2	.381	.906		
	Rochester	.212	99	382	40	81	13	4	2	29	1	1	3	23	82	13	3	.262	.544		
2019	Rochester	.298	70	292	49	87	29	3	4	40	0	5	4	18	65	14	4	.342	.801		
2020		DID NOT PLAY PROFESSIONALLY																			
2021	St. Paul	.282	18	71	11	20	0	1	3	9	0	0	0	6	12	7	2	.338	.774		
	MINNESOTA	.240	73	200	19	48	9	1	4	23	0	1	3	12	55	10	1	.292	.647		
2022	MINNESOTA	.272	138	405	45	110	28	4	9	50	3	6	10	19	105	6	4	.316	.743		
2023	St. Paul	.100	6	20	2	2	1	0	0	0	0	0	1	2	7	0	1	.217	.367		
	MINNESOTA	.176	34	91	13	16	5	1	2	7	1	0	0	1	11	0	0	.185	.503		
Minor League Totals		.274	650	2623	385	720	134	36	28	302	5	20	35	186	546	109	47	.329	.714		
Major League Totals		.250	245	696	77	174	42	6	15	80	4	7	13	32	171	16	5	.293	.685		

GORDON'S CAREER FIELDING RECORD								
POSITION	PCT	G	PO	A	E	TC	DP	PB
Outfield	.986	166	279	4	4	287	1	—
Second Base	.974	64	75	111	5	191	32	—
Shortstop	.970	33	23	42	2	67	11	—
Third Base	.800	3	0	4	1	5	0	—
Totals	.978	266	377	161	12	550	44	—

GORDON'S PITCHING RECORD																			
YEAR	CLUB	W-L	ERA	G	GS	CG	SH	SV	IP	H	R	ER	HR	HB	BB	SO	WP	K/9	BAA
2020	Minnesota	0-0	22.09	4	0	0	0	0	3.2	10	9	9	2	0	4	0	0	0.0	.476

GORDON'S PROFESSIONAL INJURED LIST HISTORY		
DATES	INJURY	LEVEL
May 19-end of 2023 season	Right Tibia Fracture	Minnesota
June 30-end of 2020 season	Undisclosed Injury	Minnesota
August 3-end of 2019 season	Left Knee Contusion	Triple-A Rochester
May 13-21, 2019	Left Thigh Strain	Triple-A Rochester
April 4-May 2, 2019	Acute Gastritis	Triple-A Rochester
May 4-11, 2016	Concussion-like Symptoms	High-A Fort Myers



54 SONNY GRAY

RHP

H/W: 5-10/190

B/T: R/R

ACQUIRED: Trade with CIN, 3/14/22

AGE: 33

M.L. SERVICE: 10 years, 62 days

BORN: 11/7/1989 in Smyrna, TN

CONTRACT STATUS: Signed thru '22 (club option for '23)

RESIDES: Nashville, TN

PERSONAL: Sonny Douglas Gray...X: @SonnyGray2...wife, Jessica...sons, Gunnar and Declan...attended Smyrna (TN) High School...pitched three seasons at Vanderbilt University...finished his Commodores career ranked second all-time in wins (27) and fourth in strikeouts (317)...in 2011 led Vanderbilt to its first NCAA College World Series berth after finishing 12-4, 2.43 ERA...in 2010 and 2011 was second-team All-SEC...in 2009 was a Louisville Slugger Freshman All-American...in 2009 and 2010 pitched for Team USA...in 2010 was *Baseball America's* Summer Player of the Year.

CAREER HIGHLIGHTS: Twins are fourth organization (Oakland 2011-17, New York-AL 2017-18 and Cincinnati 2019-21)...reached 10 years of major league service time on July 18, 2023...has made eight Opening Day rosters with the Athletics (2014-2016), Yankees (2018), Reds (2019-2020) and Twins (2022-23)...named to 2023 AL All-Star team with Minnesota; also named to All-Star team in 2015 for Oakland (AL) and 2019 for Cincinnati (NL, did not pitch in either)...set Minnesota Twins record for strikeouts in Home Opener (13) on April 7, 2023 vs. Houston...twice received votes for the Cy Young Award (3rd in 2015, 7th in 2019)...2019 recipient of the Johnny Vander Meer Award as the Reds' Most Outstanding Pitcher and finished second to Atlanta's Josh Donaldson in voting of the MLBPA's National League Comeback Player of the Year Award...named to *Baseball America's* 2019 major league All-Star second team...named American League Pitcher of the Month for April in 2014...in 2013 was the Athletics' Minor League Pitcher of the Year and a *Baseball America* Triple-A All-Star...also was a Midseason Pacific Coast League All-Star but was promoted and did not pitch in the Triple-A All-Star Game.

POSTSEASON CAREER: Is 0-2, 2.95 ERA (21.1 IP, 7 ER) with 12 walks, 18 strikeouts and a .189 opponent batting average in four career starts...**2017:** Made one ALDS start for New York-AL vs. Cleveland in Game 1, allowing three runs on three hits in 3.1 innings pitched and was dealt the loss...started Game 4 of the ALCS vs. Houston, allowing two runs (1 earned) on one hit in 5.0 innings pitched (ND)...**2013:** In Oakland's 1-0 win in Game 2 of the 2013 American League Division Series vs. the Tigers, received no-decision but combined with Grant Balfour on a four-hitter (8.0 IP, 4 H, 2 BB, 9 K)...became only the third rookie in major league history to record at least nine strikeouts in a scoreless Postseason start, joining Baltimore's Mike Boddicker (14 K, 1983 ALCS Game 3) and New York-AL's Dave Righetti (10 K, 1981 ALDS Game 2).

2023:

- * Opened second season with Minnesota as club's number two starter (Pablo López no. 1)...made first start on April 1 at Kansas City, pitching 5.0 shutout innings with three hits allowed, four walks and one strikeout, earning the win in a Twins 2-0 victory.
- * Started Twins Home Opener at Target Field on April 7 vs. Houston, allowing one run on four hits in 7.0 innings pitched with career-high 13 strikeouts...13th career game with double-digit strikeout totals...most strikeouts for a Twins starter since Francisco Liriano fanned 15 on July 13, 2012 vs. Oakland...13 strikeouts marked club record for Home Opener, passing Bert Blyleven's 10 (1974 vs. CWS) and José Berrios' 10 (2019 vs. CLE).
- * Posted season-long 16.0-consecutive scoreless innings from April 18-30, the third-longest for a Twin in 2023.
- * Threw 7.0 shutout innings on April 24 vs. New York-AL, allowing three hits with two walks and eight strikeouts, throwing a season-high 107 pitches.
- * Went 4-0, 0.77 ERA (35.0 IP, 3 ER) with 12 walks, 41 strikeouts and a .197 opponent batting average in six April starts...led baseball in ERA for the month...among AL pitchers during the month, ranked eighth in strikeouts, and ninth in innings pitched and opponent batting average.
- * Did not allow a home run in first 11 starts from April 1-May 29 until allowing one to Will Brennan on June 3 vs. Cleveland...the 11-start stretch set a club record for longest homeless stretch to start a season.
- * Went 4-3, 2.89 ERA (99.2 IP, 32 ER) with 39 walks and 101 strikeouts in 18 starts pre-All-Star break...ranked 14th in AL in ERA.
- * Named to American League All-Star team, third of career (also 2015 with OAK & 2019 with CIN)...made first career appearance in ASG at T-Mobile Park in Seattle...pitched the third inning, inducing a ground out to Orlando Arcia, striking out Ronald Acuña Jr., walking Freddie Freeman and striking out Mookie Betts.
- * Reached 10 years of major league service time on July 18.
- * Surpassed 1500.0 innings pitched for career on July 28 at Kansas City.
- * Earned fifth win of season on August 3 at St. Louis, allowing two runs on five hits in 7.0 innings pitched...it marked his first win since April 30 vs. Kansas City, a span of 15 starts between wins (11 no-decisions and 4 losses).
- * Struck out 10 batters over 6.0 innings pitched on August 8 at Detroit, the 14th career game with double-digit strikeout totals.
- * Season-high of 7.0 innings pitched six times: April 7 vs. Houston, April 24 vs. New York-AL and August 3 at St. Louis, August 25 vs. Texas, August 30 vs. Cleveland and September 17 at Chicago-AL...pitched 6.0-plus in 19 of 32 starts.

CAREER HIGHS

IP: 9.0, 5x, last 8/7/15 vs. HOU

Walks: 7, 5/3/15 at TEX

SO: 13, 4/7/23 vs. HOU

CG: 6, last 9/12/17 at TB

Low-Hit CG: 2, 2x, last 7/12/15 at CLE

Win-Strike: 6, 6/18-7/26/14



- * Recorded 1,500th career strikeout on September 11 vs. Tampa Bay, fanning Taylor Walls to end the first inning.
- * Pitched 4.0 innings on September 28 vs. Oakland in final tune up for Postseason, throwing just 55 pitches...was announced as club's Number 2 starter for AL Wild Card Series.
- * Twins went just 14-18 in his starts as he had a run support average of 3.91...he was supported with two runs-or-fewer in 21 of 32 starts.
- * Went 4-2, 2.45 ERA (69.2 IP, 19 ER) with 18 walks and 58 strikeouts in 12 starts vs. AL Central opponents.
- * Held right-handed hitters to a .220 average with a .580 OPS, compared to lefties hitting .233 with a .638 OPS.
- * Finished with 184.0 innings pitched, his most since 2015 with Oakland (208.0 IP).
- * Allowed just eight home runs on season, the fewest in baseball among qualified starters...also posted league-best rate of 0.39 home runs-per-9.0 innings, lowest ever by a Twins starter.
- * Ranked second on Twins staff in innings pitched (184.0 IP), tied for first in starts (32) and third in strikeouts (183).
- * Finished third in baseball in ERA and second in the AL (2.79)...his ERA was the lowest for a Twin since Johan Santana's 2.77 ERA in 2006...20th lowest ERA in Twins history among qualified starters.

PROFESSIONAL: Selected by Oakland in first round (18th overall) in 2011 First-Year Player Draft; signed by scout Matt Ranson...originally selected by Chicago-NL in 27th round of 2008 First-Year Player Draft but did not sign...at July 31, 2017 deadline was traded from Oakland to New York-AL, along with international signing bonus pool money, in exchange for outfielder Dustin Fowler and minor leaguers right-handed pitcher James Kaprielian and shortstop Jorge Mateo...acquired by Cincinnati from New York-AL on January 21, 2019, along with left-handed pitcher Reiver Sanmartin, in exchange for Shed Long and the Red's 2019 Competitive Balance A Draft Pick...signed a three-year contract extension with the Reds through the 2022 season with a club option for 2023 on January 21, 2019...acquired by Minnesota on March 13, 2022 in a trade with Reds, along with right-handed pitcher Francis Peguero, in exchange for right-handed pitcher Chase Petty.

GRAY'S PITCHING RECORD

YEAR	CLUB	W-L	ERA	G	GS	CG	SHO	SV	IP	H	R	ER	HR	HB	BB	SO	WP	K/9	BAA
2011	AZL Athletics	0-1	4.50	1	1	0	0	0	2.0	4	1	1	0	0	0	2	0	9.0	.444
	Midland	1-0	0.45	5	5	0	0	0	20.0	15	1	1	0	0	6	18	2	8.1	.214
2012	Midland	6-9	4.14	26	26	1	1	0	148.0	148	73	68	8	4	57	97	16	5.9	.263
	Sacramento	0-0	9.00	1	1	0	0	0	4.0	10	4	4	0	1	1	2	1	4.5	.500
2013	Sacramento	10-7	3.42	20	20	1	0	0	118.1	117	51	45	5	0	39	118	10	9.0	.259
	OAKLAND	5-3	2.67	12	10	0	0	0	64.0	51	22	19	4	0	20	67	2	9.4	.214
2014	OAKLAND	14-10	3.08	33	33	2	2	0	219.0	187	84	75	15	7	74	183	15	7.5	.232
2015	OAKLAND	14-7	2.73	31	31	3	2	0	208.0	166	71	63	17	2	59	169	13	7.3	.217
2016	OAKLAND	5-11	5.69	22	22	0	0	0	117.0	133	80	74	18	2	42	94	15	7.2	.286
	Stockton	1-0	0.00	1	1	0	0	0	5.0	1	0	0	0	0	6	0	10.8	.063	
2017	Nashville	1-0	0.00	1	1	0	0	0	6.0	2	0	0	0	0	7	1	10.5	.095	
	OAKLAND	6-5	3.43	16	16	0	0	0	97.0	85	48	37	8	1	30	94	7	8.7	.229
2018	NEW YORK-AL	4-7	3.72	11	11	1	0	0	65.1	55	31	27	11	2	27	59	4	8.1	.222
	NEW YORK-AL	11-9	4.90	30	23	0	0	0	130.1	138	73	71	14	8	57	123	9	8.5	.270
2019	CINCINNATI	11-8	2.87	31	31	0	0	0	175.1	122	59	56	17	7	68	205	7	10.5	.196
2020	CINCINNATI	5-3	3.70	11	11	0	0	0	56.0	42	26	23	4	2	26	72	7	11.6	.203
2021	Louisville	0-0	0.00	1	1	0	0	0	3.0	1	0	0	0	1	3	4	0	12.0	.125
	CINCINNATI	7-9	4.19	26	26	0	0	0	135.1	115	67	63	19	8	50	155	9	10.3	.225
2022	Fort Myers	0-0	0.00	1	1	0	0	0	3.0	1	0	0	0	0	5	0	15.0	.091	
	MINNESOTA	8-5	3.08	24	24	0	0	0	119.2	99	44	41	11	6	36	117	3	8.8	.224
2023	MINNESOTA	8-8	2.79	32	32	0	0	0	184.0	156	59	57	8	6	55	183	6	9.0	.226
Minor League Totals		19-17	3.46	57	57	2	1	0	309.1	299	130	119	13	6	106	259	30	7.5	.256
Major League Totals		98-85	3.47	279	270	6	4	0	1571.0	1348	664	606	146	51	544	1521	97	8.7	.230

GRAY'S CAREER FIELDING RECORD

POSITION	PCT	G	PO	A	E	TC	DP	PB
Pitcher	.965	279	160	200	13	373	16	—

GRAY'S CAREER BATTING RECORD

BATTING	AVG	AB	R	H	2B	3B	HR	RBI	SH	SF	HBP	BB	SO	SB	OBP	OPS
Career	.141	99	8	14	0	1	0	3	16	0	0	3	35	0	.167	.328

GRAY'S DIVISION SERIES RECORD

YEAR	OPPONENT	W-L	ERA	G	GS	CG	SHO	SV	IP	H	R	ER	HR	HB	BB	SO	WP	K/9	BAA
2013	Detroit	0-1	2.08	2	2	0	0	0	13.0	10	3	3	1	0	6	12	0	8.3	.217
2017	Cleveland	0-1	8.10	1	1	0	0	0	3.1	3	3	3	1	1	4	2	1	5.4	.250
Division Series Totals		0-2	3.31	3	3	0	0	0	16.1	13	6	6	2	1	10	14	1	7.7	.224

GRAY'S LEAGUE CHAMPIONSHIP SERIES RECORD

YEAR	OPPONENT	W-L	ERA	G	GS	CG	SHO	SV	IP	H	R	ER	HR	HB	BB	SO	WP	K/9	BAA
2017	Houston	0-0	1.80	1	1	0	0	0	5.0	1	2	1	0	1	2	4	1	7.2	.063

GRAY'S ALL-STAR GAME RECORD

YEAR	HOST	W-L	ERA	G	GS	CG	SHO	SV	IP	H	R	ER	HR	HB	BB	SO	WP	K/9	BAA
2018	Cincinnati	DID NOT PITCH																	
2019	Cleveland	DID NOT PITCH																	
2023	Seattle	0-0	0.00	1	0	0	0	0	1.0	0	0	0	0	0	1	2	0	9.0	.000
All-Star Game Totals		0-0	0.00	1	0	0	0	0	1.0	0	0	0	0	0	1	2	0	9.0	.000

GRAY'S PROFESSIONAL INJURED LIST HISTORY

DATES	INJURY	LEVEL
September 20-end of 2022 season	Strained Right Hamstring	Minnesota
June 2-15, 2022	Right Pectoral Strain	Minnesota
April 17-May 7, 2022	Strained Right Hamstring	Minnesota
July 8-18, 2021	Strained Rib Cage	Cincinnati
June 9-July 2, 2021	Right Groin Strain	Cincinnati
April 1-17, 2021	Back Spasms	Cincinnati
September 13-21, 2020	Right Mid-Back Strain	Cincinnati
April 1-May 1, 2017	Right Shoulder Strain	Oakland
August 7-September 28, 2016	Right Forearm Strain	Oakland
May 22-June 5, 2016	Right Trapezius Strain	Oakland
May 20-26, 2012	Right Wrist Contusion	Double-A Midland

GRAY'S GAME LOGS

DATE	OPP.	W	L	SV	SVO	HLD	ERA	GS	CG	IP	H	R	ER	HR	BB	IBB	HB	SO	AVG	#PIT	
4/1	@KC	1	0	0	0	0	0.00	1	0	5.0	3	0	0	0	4	0	0	1	.167	83	
4/7	HOU	0	0	0	0	0	0.75	1	0	7.0	4	1	1	0	1	0	0	13	.167	98	
4/12	CWS	1	0	0	0	0	0.53	1	0	5.0	3	0	0	0	2	0	0	5	.167	78	
4/18	@BOS	0	0	0	0	0	0.82	1	0	5.0	7	1	1	0	2	0	0	7	.207	98	
4/24	NYY	1	0	0	0	0	0.62	1	0	7.0	3	0	0	0	2	0	0	8	.192	107	
4/30	KC	1	0	0	0	0	0.77	1	0	6.0	5	1	1	0	1	0	0	7	.197	95	
APRIL TOTALS		4	0	0	0	0	0.77	6	0	35.0	25	3	3	0	12	0	0	41	.197	559	
5/6	@CLE	0	0	0	0	0	1.35	1	0	5.0	4	3	3	0	3	0	0	6	.199	90	
5/12	CHC	0	0	0	0	0	1.39	1	0	5.1	4	1	1	0	1	0	0	9	.201	94	
5/17	@LAD	0	0	0	0	0	1.64	1	0	4.0	5	2	2	0	3	0	0	4	.210	84	
5/23	SF	0	0	0	0	0	1.82	1	0	5.0	6	2	2	0	2	0	0	6	.218	105	
5/29	@HOU	0	0	0	0	0	2.09	1	0	6.0	5	3	3	0	3	0	0	3	.220	79	
MAY TOTALS		0	0	0	0	0	3.91	5	0	25.1	24	11	11	0	12	0	1	28	.250	452	
6/3	CLR	0	1	0	0	0	2.28	1	0	6.2	10	3	3	1	0	0	0	2	.234	90	
6/9	@TOR	0	0	0	0	0	2.25	1	0	5.0	5	1	1	0	2	0	0	5	.235	76	
6/15	DET	0	0	0	0	0	2.37	1	0	4.0	3	2	2	0	4	0	0	3	.234	79	
6/21	BOS	0	0	0	0	0	2.56	1	0	5.0	6	3	3	1	2	0	0	5	.238	92	
6/26	@ATL	0	1	0	0	0	2.67	1	0	6.2	7	3	3	1	1	0	0	5	.240	102	
JUNE TOTALS		0	2	0	0	0	3.95	5	0	27.1	31	12	12	3	9	0	0	20	.282	439	
7/2	@BAL	0	0	0	0	0	2.50	1	0	6.0	2	0	0	0	3	0	0	1	.7	232	87
7/8	BAL	0	1	0	0	0	2.89	1	0	6.0	6	6	6	0	3	0	0	5	.234	91	
7/17	@SEA	0	1	0	0	0	3.16	1	0	5.2	5	5	5	0	4	0	1	5	.234	101	
7/22	CWS	0	0	0	0	0	3.15	1	0	6.0	7	2	2	0	1	0	0	4	.237	88	
7/28	@KC	0	0	0	0	0	3.22	1	0	6.0	5	3	3	1	0	0	0	5	.236	80	
JULY TOTALS		0	2	0	0	0	4.85	5	0	29.2	25	16	16	1	11	0	2	26	.225	447	
8/3	@STL	1	0	0	0	0	3.18	1	0	7.0	5	2	2	1	0	0	0	8	.234	77	
8/8	@DET	0	1	0	0	0	3.18	1	0	6.0	7	3	2	0	0	0	0	10	.236	90	
8/13	@PHI	1	0	0	0	0	3.04	1	0	6.0	2	0	0	0	3	0	1	7	.232	80	
8/19	PIT	0	1	0	0	0	3.15	1	0	6.2	4	4	4	0	3	0	0	7	.229	93	
8/25	TEX	1	0	0	0	0	3.06	1	0	7.0	6	1	1	1	0	0	1	4	.229	81	
8/30	CLE	0	0	0	0	0	2.92	1	0	7.0	3	0	0	0	1	0	0	5	.225	81	
AUGUST TOTALS		3	2	0	0	0	2.04	6	6	39.2	27	10	9	2	7	0	2	41	.189	502	
9/5	@CLE	0	0	0	0	0	2.98	1	0	6.0	6	3	3	1	2	0	0	4	.227	101	
9/11	TB	0	1	0	0	0	2.96	1	0	4.0	6	2	1	0	1	0	2	5	.230	89	
9/17	@CWS	1	0	0	0	0	2.84	1	0	7.0	5	0	0	0	0	0	0	6	.229	81	
9/23	LAA	0	1	0	0	0	2.80	1	0	6.0	4	1	1	1	0	0	0	8	.227	93	
9/28	OAK	0	0	0	0	0	2.79	1	0	4.0	3	1	1	0	1	0	0	4	.226	55	
SEPTEMBER TOTALS		1	2	0	0	0	2.00	5	0	27.0	24	7	6	2	5	0	2	27	.235	419	



53

BRENT HEADRICK

LHP


H/W: 6-6/238 **B/T:** L/L
AGE: 25
BORN: 12/17/1997 in Braidwood, IL
RESIDES: Joliet, IL

ACQUIRED: 9th RD, 2019 MLB Draft
M.L. SERVICE: 65 days
CONTRACT STATUS: Signed thru 2023

PERSONAL: Brent Wayne Headrick (pronounced HED-rick)...X: @BrentHeadrick...Instagram: @brentheadrick...wife, Hannah...he and his wife volunteered at the United Way of Lee, Hendry and Glades processing center during 2023 spring training, helping sort donations for Lee County school students and their families in the aftermath of Hurricane Ian...attended Reed-Custer High School in hometown of Braidwood, IL...was three-year starter for baseball team...named the Class 2A Player of the Year...earned All-Area and All-Conference honors all three years...served as team captain and named MVP final two seasons...team won conference title as a senior...also a three-year member of school's basketball team; earned All-State honors junior and senior years, and All-Area and All-Conference honors all three years...made a school-record 127 three-pointers as a junior, then tied for 17th-highest single-season total in state history...team won regional championships three-straight years...also a member of school's golf team for two years...earned All-Academic honors in all three sports played...received all-state academic nomination...pitched three seasons collegiately at Illinois State University from 2017-19...went 14-12, 4.55 ERA (205.2 IP, 104 ER) with 70 walks and 193 strikeouts in 42 career games (39 starts) for the Redbirds...named 2019 Missouri Valley Conference Pitcher of the Year and 2019 All-MVC First Team...named to the 2019 MVC Scholar-Athlete Team and 2019 MVC All-Tournament Team...favorite musical artist is Lil Wayne and favorite restaurant is Chipotle.

CAREER HIGHS

IP: 5.0, 4/26/23 vs. NYY
SO: 8, 4/26/23 vs. NYY
Walks: 2, 3x, last 8/11/23 at PHI
CG: --
Low-Hit CG: --
Win-Streak: 3, 6/17/23-present



CAREER HIGHLIGHTS: Major league debut on April 19, 2023 at Boston, earning save in 3.0 innings of relief...third pitcher in Twins history to earn save in debut (Steve Barber – 1970 and Micheal Nakamura – 2003)...wore number 94 in Twins spring training 2023, but switched to 53 when making major league debut.

POSTSEASON CAREER: Has not appeared at major league level.

2023:

- * Pitched in Twins spring training for first time in career...optioned to Triple-A St. Paul on March 14 where he began season...had four different stints with Minnesota on season and eventually finished season at St. Paul.
- * Made two appearances for the Saints from April 6-11 and was recalled by Minnesota on April 16 (Louie Varland optioned).
- * Made major league debut on April 19 at Boston, allowing one run on one hit in 3.0 innings pitched, with two walks and three strikeouts, earning the save in a 10-4 Twins victory...earned first major league strikeout, fanning Enmanuel Valdez...became third pitcher in Twins history (since 1961) to earn a save in their debut, joining Micheal Nakamura (6/7/03) and Steve Barber (4/9/70).
- * Struck out season-high eight batters on April 26 vs. New York-AL, all in 5.0 innings of relief...fifth rookie in club history to strike out eight-plus batters in one relief outing, joining Dave Boswell (9 on 5/11/65 vs. CAL), Tom Johnson (9 on 8/6/76 at TEX), Mark Guthrie (8 on 8/22/89 vs. CWS) and Jim Merritt (8 on 9/10/65 at BOS).
- * Minor league season-high nine strikeouts (3.2 IP) on May 4 vs. Nashville.
- * Named Twins minor league Pitcher of the Week while at St. Paul on June 4, allowing one run on five hits in 5.0 innings pitched, with seven strikeouts in a relief appearance for the Saints.
- * Earned first major league win on June 17 vs. Detroit, pitching 2.1 scoreless innings with one hit, one walk and two strikeouts in a Twins 2-0 victory.
- * Finished season at St. Paul but spent the final week of the season throwing to rehabbing hitters (Buxton, Correa, Lewis, et al) to be ready for Postseason.
- * Combined to go 7-2, 5.10 ERA (100.2 IP, 57 ER) with 36 walks, 113 strikeouts and a .255 opponent batting average in 33 games (12 starts) between St. Paul and Minnesota on season.

PROFESSIONAL: Selected by Twins in ninth round of 2019 First-Year Player Draft out of Illinois State University; signed by scout Jeff Pohl.

HEADRICK'S CAREER FIELDING RECORD

POSITION	PCT	G	PO	A	E	TC	DP	PB
Pitcher	1.000	14	0	1	0	1	0	—

HEADRICK'S PROFESSIONAL INJURED LIST HISTORY

DATES	INJURY	LEVEL
July 1-10, 2022	COVID-19	High-A Cedar Rapids
August 1-end of 2021 season	Right Oblique Strain	Low-A Fort Myers

HEADRICK'S PLAYING RECORD

YEAR	CLUB	W-L	ERA	G	GS	CG	SHO	SV	IP	H	R	ER	HR	HB	BB	SO	WP	K/9	BAA
2019	Elizabethhton	0-0	0.00	3	2	0	0	0	3.2	2	2	0	0	0	5	2	0	4.9	.182
2020 NO SEASON - DID NOT PLAY																			
2021	GCL Twins	0-0	0.00	1	1	0	0	0	1.2	1	1	0	0	0	2	2	0	10.8	.167
	Fort Myers	3-5	3.82	15	14	0	0	0	61.1	64	32	26	5	1	33	86	9	12.6	.264
2022	Cedar Rapids	8-2	2.34	15	15	0	0	0	65.1	45	17	7	7	2	13	77	0	10.6	.188
	Wichita	2-3	4.81	10	8	0	0	0	43.0	47	24	23	11	0	12	59	0	12.4	.273
2023	St. Paul	4-2	4.68	19	12	0	0	0	75.0	72	42	39	11	5	26	83	2	10.0	.251
	MINNESOTA	3-0	6.31	14	0	0	0	1	25.2	27	18	18	7	4	10	30	1	10.5	.267
Minor League Totals		17-12	3.78	63	52	0	0	0	250.0	231	118	105	34	8	91	309	11	11.1	.241
Major League Totals		3-0	6.31	14	0	0	0	1	25.2	27	18	18	7	4	10	30	1	10.5	.267

HEADRICK'S GAME LOGS

DATE	OPP	W	L	SV	SVO	HLD	ERA	GS	CG	IP	H	R	ER	HR	BB	IBB	HB	SO	AVG	#PIT
4/19	@BOS	0	0	1	1	0	3.00	0	0	3.0	1	1	1	0	2	0	0	3	.111	47
4/22	WAS	0	0	0	0	0	2.70	0	0	0.1	0	0	0	0	0	0	0	1	.100	3
4/26	NYY	0	0	0	0	0	3.24	0	0	5.0	3	2	2	1	2	0	0	8	.148	83
APRIL TOTALS		0	0	1	1	0	3.24	0	0	8.0	4	3	3	1	4	0	0	12	.148	133
6/17	DET	1	0	0	0	0	2.53	0	0	2.1	1	0	0	0	1	0	0	2	.147	35
6/20	BOS	0	0	0	0	0	6.17	0	0	1.0	5	5	5	0	1	0	1	0	.238	41
6/25	@ET	0	0	0	0	0	6.00	0	0	0.1	0	0	0	0	0	0	0	1	.233	6
6/27	@ATL	0	0	0	0	0	5.14	0	0	2.0	1	0	0	0	1	0	0	1	.220	35
JUNE TOTALS		1	0	0	0	0	7.94	0	0	5.2	7	5	5	0	3	0	1	4	.304	117
7/3	KC	1	0	0	1	0	5.40	0	0	1.0	1	1	1	1	0	0	0	2	.222	12
JULY TOTALS		1	0	0	1	0	9.00	0	0	1.0	1	1	1	1	0	0	0	2	.250	12
8/7	@DET	0	0	0	0	0	6.35	0	0	2.0	3	3	3	1	0	0	1	3	.238	42
8/11	@PHI	0	0	0	0	0	6.2	0	0	3.1	4	2	2	2	2	0	0	5	.247	67
AUGUST TOTALS		0	0	0	0	0	8.44	0	0	5.1	7	5	5	3	2	0	1	8	.304	109
9/2	@TEX	1	0	0	0	0	5.91	0	0	1.0	0	0	0	0	0	0	0	1	.238	15
9/4	@CLE	0	0	0	0	0	6.45	0	0	1.0	3	2	2	1	1	0	2	1	.256	46
9/11	TB	0	0	0	0	0	6.57	0	0	2.1	4	2	2	1	0	0	0	1	.268	47
9/14	@CWS	0	0	0	0	0	6.31	0	0	1.0	1	0	0	0	0	0	0	1	.267	15
SEPTEMBER TOTALS		1	0	0	0	0	6.75	0	0	5.1	8	4	4	2	1	0	2	4	.333	123



22

GRIFFIN JAX

RHP

H/W: 6-1/195

B/T: R/R

AGE: 28

BORN: 11/22/1994 in Phoenix, AZ

RESIDES: Tucson, AZ

ACQUIRED: 3rd RD, 2016 MLB Draft

M.L. SERVICE: 2 years, 92 days

CONTRACT STATUS: Signed thru 2023

PERSONAL: James Griffin Jax...Instagram: @young_garth22...is a Captain in the United States Air Force Reserves, after being promoted in June 2021...his wife, Savannah, is an intelligence officer in the Air Force Reserves...when he debuted, became the first U.S. Air Force Academy graduate to play in the majors...he was already the first Air Force graduate to play above Single-A...nine total players have been drafted out of the Academy (Jax was the sixth)...rated the 95th-best prospect entering the 2016 draft by *Baseball America*...finished his junior season at the U.S. Air Force Academy, going 9-2 with a school record 2.05 ERA (105.1 IP, 24 ER), 20 walks and 90 strikeouts in 15 starts...in 2016, was named the Mountain West co-Pitcher of the Year and All-Mountain West First-Team after leading the MWC in ERA, innings, complete games (6) and shutouts (2)...in three seasons with the Falcons went 15-20 with a 4.28 ERA (298.2 IP, 142 ER), 76 walks and 205 strikeouts in 46 appearances (44 starts)...is the son of former NFL offensive lineman Garth Jax, who spent 11 years playing between Arizona and Dallas...was originally drafted by the Phillies in the 12th

CAREER HIGHS

IP: 6.0, 3x, last 9/10/21

SO: 10, 8/10/21 vs. CWS

Walks: 4, 8/24/21 at BOS

CG: - -

Low-Hit CG: - -

Win-Streak: 3, 2x, last 6/1-7/14/23



round of the 2013 First-Year Player Draft after being named the 2013 Gatorade Player of the Year in Colorado and a Louisville Slugger High School First-Team All-American...went 7-1, 1.74 ERA with 57 strikeouts and two walks as a senior for Cherry Creek High School in 2013...wore uniform number 83 during rookie year, the first player or coach to do so in club history; changed to 65 prior to 2022 season...changed to number 22 during 2022-23 offseason...if he wasn't a baseball player, his career would be as an accountant...participated in 2023 TwinsFest at Target Field in January...he and his wife, Savannah, welcomed their first child, daughter Avery Elizabeth, in March 2023, just before the season began.

CAREER HIGHLIGHTS: Transitioned from starter to reliever in 2022 season after spending all of professional career as starter...made major league debut June 8, 2021 vs. New York-AL, pitching 1.0 inning of relief, allowing three runs on three hits with one strikeout...fanned Tyler Wade for first career strikeout...recipient of 2021 Bob Feller Act of Valor Award, which honors major leaguers who embody the spirit of late Hall of Famer Bob Feller, in terms of commitment to country and love for baseball...named Southern League Midseason All-Star in 2019...named best control in Twins minor league system by *Baseball America* following 2019 season...earned first major league win June 25, 2021 vs. Cleveland...played for Salt River Ratters of the Arizona Fall League in 2018...named Air Force Academy Male Athlete of the Year in 2018.

POSTSEASON CAREER: Has not appeared at major league level.

2023:

- ✦ Made Twins Opening Day roster for first time in career and spent season in Minnesota's bullpen.
- ✦ Appeared on Opening Day on March 30 at Kansas City, pitching 1.0 scoreless eighth inning and earning a hold in a Twins 2-0 victory.
- ✦ Pitched in 100th career game on May 10 vs. San Diego, earning the win while escaping a bases-loaded jam with a strikeout of Matt Carpenter.
- ✦ Went 2-0, 0.00 ERA (10.2 IP) with four hits allowed, one walk and eight strikeouts in 11 June games.
- ✦ Posted team-best and career-best 19.1-inning scoreless streak from May 22-July 15.
- ✦ Allowed first home run of season on July 19 at Seattle, a Eugenio Suárez two-run homer, snapping a string of 41-straight appearances without allowing a homer...snapped a 38.2-inning streak to start season and first in 48.1 innings, dating back to 2022 — was fourth-longest streak in MLB at time.
- ✦ Recorded at least one strikeout in 15-straight appearances from August 24-September 30...longest for a Twin on season.
- ✦ Recorded a hold in 17 of 34 outings from June 11-September 8, becoming Twins primary set-up man for Jhoan Duran.
- ✦ Struck out multiple batters in 17 of 71 appearances.
- ✦ Was dealt 10 losses on season, tied for most among AL relievers.
- ✦ Twins were 42-29 in games in which he appeared, including a 24-8 record after the All-Star break.
- ✦ Held right-handed batters to a .228 batting average with a .599 OPS, compared to a .238 batting average and a .697 OPS vs. left-handed batters.
- ✦ Led Twins and tied for ninth in AL in holds (23)
- ✦ Set career-highs in games (71) and holds (23).

PROFESSIONAL: Selected by Twins in third round (93rd overall) of 2016 First-Year Player Draft; signed by scout Ted Williams...originally drafted by Philadelphia in the 12th round of the 2013 First-Year Player Draft.

JAX'S PLAYING RECORD																			
YEAR	CLUB	W-L	ERA	G	GS	CG	SHO	SV	IP	H	R	ER	HR	HB	BB	SO	WP	K/9	BAA
2016	Elizabethhton	0-1	4.15	4	0	0	0	0	8.2	15	4	4	2	0	1	8	2	8.3	.385
2017	Elizabethhton	0-1	3.86	1	1	0	0	0	4.2	6	5	2	1	0	0	7	0	13.5	.300
	Cedar Rapids	2-1	2.39	4	4	0	0	0	26.1	19	7	7	1	1	7	13	0	4.4	.200
2018	Fort Myers	3-4	3.70	15	14	0	0	0	87.2	93	44	36	3	6	15	66	7	6.8	.274
2019	Pensacola	4-5	2.67	20	20	0	0	0	111.1	98	38	33	5	6	24	84	4	6.8	.235
	Rochester	1-2	4.50	3	3	0	0	0	16.0	19	10	8	2	2	3	10	1	5.6	.292
2020	DID NOT PLAY PROFESSIONALLY																		
2021	St. Paul	4-1	3.76	8	8	0	0	0	40.2	37	17	17	2	0	16	36	0	8.0	.242
	MINNESOTA	4-5	6.37	18	14	0	0	0	82.0	82	62	58	23	5	29	65	6	7.1	.256
2022	St. Paul	1-0	0.00	1	0	0	0	0	2.0	0	0	0	0	0	1	2	0	9.0	.000
	MINNESOTA	7-4	3.36	65	0	0	0	1	72.1	56	29	27	7	3	20	78	2	9.7	.212
2023	MINNESOTA	6-10	3.86	71	0	0	0	4	65.1	58	30	28	5	4	19	68	1	9.4	.232
Minor League Totals		15-15	3.24	56	50	0	0	0	297.1	287	125	107	16	15	67	226	14	6.8	.253
Major League Totals		17-19	4.63	154	14	0	0	5	219.2	196	121	113	35	12	68	211	9	8.6	.235

JAX'S CAREER FIELDING RECORD							
POSITION	PCT	G	PO	A	E	TC	PB
Pitcher	.840	154	9	12	4	25	0


JAX'S PROFESSIONAL INJURED LIST HISTORY		
DATES	INJURY	LEVEL
None.....		

JAX'S GAME LOGS

DATE	OPP.	W	L	SV	SVO	HLD	ERA	GS	CG	IP	H	R	ER	HR	BB	IBB	HB	SO	AVG	#PIT
3/30	@KC	0	0	0	0	1	0.00	0	0	1.0	0	0	0	0	1	0	0	0	0.000	9
4/1	@KC	0	0	0	0	1	0.00	0	0	1.0	0	0	0	0	0	0	0	0	0.000	11
4/5	@MIA	0	1	0	0	0	7.71	0	0	0.1	2	2	2	0	0	0	0	1	2.50	9
4/7	HOU	0	0	0	0	0	5.40	0	0	1.0	0	0	0	0	0	0	0	1	1.82	13
4/8	HOU	0	0	0	0	1	4.15	0	0	1.0	0	0	0	0	0	0	0	2	1.43	12
4/11	CWS	1	0	0	0	0	3.38	0	0	1.0	0	0	0	0	0	0	0	0	1.18	8
4/12	CWS	0	0	0	0	1	2.84	0	0	1.0	0	0	0	0	1	0	0	0	1.00	12
4/16	@NYY	0	0	0	0	0	2.45	0	0	1.0	0	0	0	0	0	0	0	2	0.87	13
4/18	@BOS	0	0	0	1	0	2.16	0	0	1.0	1	1	0	0	0	0	0	3	1.03	26
4/21	WAS	0	1	0	1	0	3.86	0	0	1.0	3	2	2	0	0	0	0	2	1.71	31
4/24	NYY	0	0	0	0	0	3.48	0	0	1.0	2	0	0	0	0	0	0	1	1.95	23
4/28	KC	0	0	0	0	1	3.18	0	0	1.0	1	0	0	0	0	0	0	2	2.00	16
4/29	KC	0	0	0	0	1	3.75	0	0	0.2	0	1	1	0	1	0	0	0	1.91	15
MARCH/APRIL TOTALS		1	2	0	2	6	3.75	0	0	12.0	9	6	5	0	3	0	0	14	1.91	198
5/2	@CWS	0	0	0	0	0	3.46	0	0	1.0	0	0	0	0	0	0	0	1	1.80	9
5/3	@CWS	0	1	0	0	0	3.86	0	0	1.0	3	1	1	0	1	0	0	0	2.18	15
5/9	SD	0	1	0	0	0	4.30	0	0	0.2	1	2	1	0	2	0	0	0	2.28	18
5/10	SD	1	0	0	0	0	4.02	0	0	1.0	0	0	0	0	2	1	0	1	2.17	17
5/12	CHC	0	1	0	1	0	4.86	0	0	1.0	4	2	2	0	0	0	0	2	2.54	26
5/15	@LAD	0	0	0	0	0	5.09	0	0	1.0	2	1	1	0	0	0	0	0	2.64	13
5/16	@LAD	0	0	0	0	0	4.82	0	0	1.0	1	0	0	0	0	0	0	1	2.63	11
5/19	@LAA	0	1	0	1	0	5.59	0	0	0.2	3	2	2	0	1	0	0	1	2.84	33
5/22	SF	0	0	0	0	0	5.31	0	0	1.0	0	0	0	0	0	0	0	2	2.74	17
5/23	SF	0	0	0	0	0	5.06	0	0	1.0	2	0	0	0	0	0	0	3	2.81	18
5/28	TOR	0	0	0	0	0	4.84	0	0	1.0	0	0	0	0	0	0	0	1	2.72	12
5/30	@HOU	0	0	0	0	0	4.63	0	0	1.0	0	0	0	0	0	0	0	0	2.63	8
MAY TOTALS		1	4	0	2	0	5.56	0	0	11.1	16	8	7	0	6	1	0	12	3.33	197
6/1	CLE	1	0	0	0	0	4.44	0	0	1.0	0	0	0	0	0	0	0	1	2.55	12
6/4	CLE	0	0	0	0	0	4.26	0	0	1.0	0	0	0	0	0	0	0	1	2.48	11
6/8	@TB	0	0	0	0	0	4.15	0	0	0.2	0	0	0	0	0	0	0	2	2.43	10
6/9	@TOR	0	0	0	0	0	4.00	0	0	1.0	0	0	0	0	0	0	0	0	2.36	13
6/11	@TOR	0	0	0	0	1	3.86	0	0	1.0	1	0	0	0	0	0	0	1	2.34	17
6/14	MIL	0	0	1	1	0	3.72	0	0	1.0	0	0	0	0	0	0	0	1	2.28	11
6/17	DET	0	0	0	0	1	3.60	0	0	1.0	1	0	0	0	0	0	0	0	2.31	8
6/19	BOS	0	0	0	0	0	3.48	0	0	1.0	0	0	0	0	0	0	0	0	2.25	10
6/21	Bos	0	0	0	0	1	3.38	0	0	1.0	1	0	0	0	0	0	0	0	2.28	8
6/23	@DET	0	0	0	0	1	3.27	0	0	1.0	1	0	0	0	0	0	0	1	2.30	12
6/25	@DET	1	0	0	0	0	3.18	0	0	1.0	0	0	0	0	1	0	0	1	2.25	17
JUNE TOTALS		2	0	1	1	4	0.00	0	0	10.2	4	4	4	2	1	0	2	4	1.18	129
7/1	@BAL	0	0	0	0	1	3.09	0	0	1.0	0	0	0	0	0	0	0	0	2.20	11
7/2	@BAL	0	0	0	0	1	3.00	0	0	1.0	0	0	0	0	0	0	0	1	2.15	14
7/7	BAL	0	0	0	0	0	2.92	0	0	1.0	0	0	0	0	0	0	0	2	2.10	13
7/14	@OAK	1	0	0	0	0	2.84	0	0	1.0	0	0	0	0	0	0	0	0	2.06	13
7/15	@OAK	0	0	0	0	1	2.79	0	0	0.2	0	0	0	0	0	0	0	1	2.03	6
7/19	@SEA	0	0	0	1	0	2.97	0	0	0.2	1	1	1	1	0	0	0	1	2.05	15
7/22	CWS	0	0	0	0	1	2.90	0	0	1.0	1	0	0	0	1	0	0	1	2.07	16
7/23	CWS	0	0	0	0	0	2.83	0	0	1.0	0	0	0	0	0	0	0	1	2.03	8
7/24	SEA	0	0	0	1	0	3.19	0	0	1.0	2	2	2	1	0	0	0	1	2.09	19
7/28	@KC	0	0	0	0	0	3.12	0	0	1.0	1	0	0	0	0	0	0	0	2.10	10
7/30	@KC	0	0	0	0	0	3.05	0	0	1.0	2	0	0	0	0	0	1	0	2.17	22
JULY TOTALS		1	0	0	2	0	2.61	0	0	10.1	7	3	3	2	1	0	1	8	1.89	147
8/1	@STL	0	0	0	0	1	2.98	0	0	1.0	2	0	0	0	0	0	0	0	2.22	14
8/3	@STL	0	0	0	0	1	2.91	0	0	1.0	1	0	0	0	0	0	0	2	2.23	15
8/6	ARI	0	0	0	0	0	2.85	0	0	1.0	0	0	0	0	2	0	0	2	2.19	27
8/12	@PHI	0	0	0	0	0	2.98	0	0	1.0	2	1	1	0	0	0	0	0	2.24	15
8/13	@PHI	0	0	0	0	1	2.96	0	0	1.1	2	0	0	0	0	0	1	0	2.31	12
8/16	DET	0	1	0	1	0	3.62	0	0	1.0	3	4	4	2	1	0	0	0	2.40	33
8/18	PIT	0	0	0	0	1	3.55	0	0	1.0	0	0	0	0	0	0	0	2	2.36	11
8/20	PIT	0	0	0	0	1	3.51	0	0	0.2	0	0	0	0	0	0	0	2	2.34	11
8/23	@MIL	0	0	0	0	0	3.44	0	0	1.0	1	0	0	0	0	0	0	0	2.34	14
8/24	TEX	0	0	1	1	0	3.38	0	0	1.0	0	0	0	0	1	0	0	1	2.32	15
8/26	TEX	0	1	0	0	0	4.02	0	0	0.1	2	4	4	0	2	0	1	1	2.38	28
8/30	CLE	0	0	0	0	1	4.14	0	0	0.2	1	1	1	0	0	0	0	1	2.39	8
AUGUST TOTALS		0	1	1	2	6	9.00	0	0	10.0	14	10	10	2	6	0	2	11	3.26	203

JAX'S GAME LOGS (CONTINUED)

9/1	@TEX	0	0	0	0	1	4.07	0	0	1.0	0	0	0	0	0	0	0	1	.236	11
9/2	@TEX	0	0	0	0	1	4.02	0	0	0.2	1	0	0	0	0	0	0	1	.237	7
9/5	@CLE	1	0	0	0	0	3.95	0	0	1.0	1	0	0	0	0	0	0	2	.237	17
9/8	NYM	0	0	0	0	1	3.88	0	0	1.0	0	0	0	0	0	0	0	1	.234	8
9/10	NYM	0	1	0	0	0	4.12	0	0	1.0	2	2	2	0	0	0	0	1	.238	24
9/13	TB	0	1	0	0	0	4.20	0	0	1.0	1	1	1	1	0	0	0	1	.238	16
9/15	@CWS	0	0	0	0	0	4.13	0	0	1.0	1	0	0	0	0	0	0	1	.238	16
9/17	@CWS	0	0	0	0	0	4.06	0	0	1.0	0	0	0	0	0	0	0	1	.235	13
9/20	@CIN	0	0	1	1	0	4.00	0	0	1.0	0	0	0	0	1	0	0	1	.232	17
9/26	OAK	0	0	0	0	0	3.94	0	0	1.0	1	0	0	0	0	0	0	1	.233	17
9/27	OAK	0	0	1	1	0	3.92	0	0	0.1	0	0	0	0	0	0	0	1	.232	8
9/30	@COL	0	0	0	0	0	3.86	0	0	1.0	1	0	0	0	1	0	0	2	.232	19
SEPTEMBER TOTALS		1	2	2	2	3	2.45	0	0	11.0	8	3	3	1	2	0	1	15	.195	173



C

H/W: 6-4/237

B/T: R/R

AGE: 26

BORN: 6/3/1997 in Raleigh, NC

RESIDES: Wilmington, NC

ACQUIRED: 2nd RD (59th overall), 2018 MLB Draft

M.L. SERVICE: 3 years, 90 days

CONTRACT STATUS: Signed thru 2023

PERSONAL: Ryan Michael Jeffers...X: @Ryan_Jeffers8...Instagram: @ryan_jeffers27...in 2019 married Lexi; wedding was officiated by his agent, Lee Long...the couple has a daughter, Harper Jean (8/4/22)...has a labradoodle named Yogi, after Hall-of-Fame catcher Yogi Berra...Yogi (the dog) is a big fan of laying in the hammock at the couple's offseason home...three-year letter winner at Sanderson High School in Raleigh, NC...attended University of North Carolina Wilmington from 2016-18, hitting .323 (140-for-434) with 44 doubles, 27 home runs and 96 RBI in 128 career games...First-Team All-CAA in 2017 and 2018...in 2018, led CAA in doubles (22), home runs (16), on-base percentage (.460) and slugging (.635)...named to 2018 NCAA Greenville All-Regional team...majored in physics at UNC Wilmington, with the intention of going into the aerospace or aeronautics industries if he wasn't playing baseball (his mother is an engineer)...participated in 2020 Twins Winter Caravan...also went on Caravan in 2023, visiting Hitchcock and Brookings, SD, and Luverne and Mankato, MN...made debut wearing uniform number 39, switching to 27 during the 2020-21 offseason...packed meals and delivered gifts to kids over the 2022 Holiday Season with Joe Mauer and Bailey Ober at the Gillette Children's Holiday Party in St. Paul...participated in 2023 TwinsFest at Target Field in January.

CAREER HIGHLIGHTS: His 14 home runs in 2021 set a single-season record for most by a Twins rookie catcher...made major league debut August 20, 2020 vs. Milwaukee and recorded RBI single in first plate appearance off Brandon Woodruff...ranked fourth-best prospect and best defensive catcher in Twins system by *Baseball America* in 2020...also ranked Twins sixth-best prospect by MLB.com in 2020...named 2019 Florida State League Midseason All-Star...named catcher on 2019 Twins MiLB.com organization All-Star team...named seventh-best prospect in Twins minor league system by *Baseball America* following 2019 season...named catcher on 2018 Twins MiLB.com organization All-Star team...named to 2018 Appalachian League *Baseball America* Rookie All-Star team.

POSTSEASON CAREER: 2020: Started at catcher for both games of AL Wild Card Series vs. Houston on September 29-30, 2020, going 0-for-5...became the second rookie catcher to start the Twins' first game of a Postseason (George Mitterwald in Game 1 of the 1969 ALCS at Baltimore).

2023:

- Made Twins Opening Day roster for third time in career (also, 2021 and 2022) as one of club's two catchers, joining Christian Vázquez, who was signed to three-year contract over offseason.
- Hit first career pinch-hit home run in his second game of season on April 3 at Miami, a solo shot off catcher Jacob Stallings.
- Reached safely in nine of first 10 games from April 2-25, posting a .389 on-base percentage in that span.
- Hit go-ahead two-run homer on May 29 at Houston in the 10th inning, breaking a 5-5 tie...the homer went into the Crawford Boxes and registered an exit velocity of 117.4 mph, the hardest-hit ball by a Twins hitter in the Statcast Era (since 2015).

CAREER HIGHS

Hits: 3, 7x, last 8/5/23 vs. ARI

RBI: 6, 7/28/21 vs. DET

HR: 2, 2x, last 8/5/23 vs. ARI

GS: 7/28/21 vs. DET

SB: 1, 3x, last 7/28/23 at KC

Hit-Strike: 14, 7/15-8/9/23

WALK-OFF HITS/PA

7/23/23 vs. CWS (1B)

MULTI-HR GAMES

7/28/21 vs. DET

8/5/23 vs. ARI



- * Tied career-high and set season-high with three hits five times: May 29 at Houston, June 20 vs. Boston, July 23 vs. Chicago-AL, August 5 vs. Arizona and September 29 at Colorado.
- * Recorded multiple hits in career-long three-straight games from June 20-24.
- * Recorded second career multi-homer game on August 5 vs. Arizona...also hit a double and drove in four runs...finished with 10 total bases on the day, tied club record for total bases in one game by a catcher and marked the sixth time in club history, joining Earl Battey (7/9/61 at WAS), Tim Laudner (5/7/89 at CLE), Mitch Garver (2x, 4/9/19 at NYM and 4/20/19 at BAL) and Jason Castro (7/2/19 at OAK).
- * Stole first career base on July 15 at Oakland (Tyler Soderstrom the catcher and Hogan Harris the pitcher).
- * Hit safely in career-long 14-straight games from July 15-August 9, hitting .388 (19-for-49) with three doubles, five home runs, 14 RBI, seven walks, a .474 on-base percentage, a .755 slugging percentage and a 1.229 OPS in that span...also longest hitting streak by a Twin on season.
- * Hit walk-off single on July 23 vs. Chicago-AL, capping a Twins 5-4 12-inning victory...marked first career walk-off hit/plate appearance.
- * Hit .368 (14-for-38) with a .981 OPS in 12 July games...ranked third among AL players in batting average for the month (min. 24 ABs).
- * Hit .391 (27-for-69) with a 1.136 OPS in a 21-game span from June 20-August 5, fourth-highest average in baseball (min. 50 PA) in that span and fifth-highest OPS.
- * Hit pinch-hit go-ahead two-run homer on August 24 vs. Texas off Will Smith with two outs in the bottom of the eighth inning, leading the Twins to a 7-5 victory.
- * Hit 465-foot home run on September 29 at Colorado, tied for third-longest by Twin on season and longest of career.
- * Homered four times in his final seven games from September 19-29.
- * Twins went 13-0 in the 13 games in which he hit at least one home run.
- * .263 (20-for-76) with a .940 OPS against left-handed pitching and .281 (59-for-211) with an .828 OPS vs. right-handed pitching.
- * Set career-highs in games (95), runs (45), doubles (15), triples (2), RBI (43) and walks (33).

PROFESSIONAL: Selected by Twins in second round (59th overall) in 2018 First-Year Player Draft; signed by scout Matt Williams.

JEFFERS' PLAYING RECORD

YEAR	CLUB	AVG	G	AB	R	H	2B	3B	HR	RBI	SH	SF	HBP	BB	SO	SB	CS	OBP	OPS
2018	Elizabethhton	.422	28	102	29	43	7	0	3	16	0	0	7	20	16	0	1	.543	1.121
	Cedar Rapids	.288	36	139	19	40	10	0	4	17	0	0	2	14	30	0	0	.361	.807
2019	Fort Myers	.256	79	281	35	72	11	0	10	40	0	2	4	28	64	0	0	.330	.732
	Pensacola	.287	24	87	13	25	5	0	4	9	0	0	3	9	19	0	0	.374	.856
2020	MINNESOTA	.273	26	55	5	15	0	0	3	7	0	0	2	5	19	0	0	.355	.791
2021	St. Paul	.217	24	83	13	18	4	0	5	16	0	3	1	16	26	0	0	.340	.786
	MINNESOTA	.199	85	267	28	53	10	1	14	35	0	0	4	22	108	0	1	.270	.670
2022	St. Paul	.229	9	35	5	8	1	0	3	7	0	0	0	4	4	1	0	.308	.822
	MINNESOTA	.208	67	212	25	44	10	1	7	27	1	0	0	23	62	0	0	.285	.648
2023	MINNESOTA	.276	96	286	46	79	15	2	14	43	2	4	10	33	93	3	2	.369	.858
	Minor League Totals	.283	200	727	114	206	38	0	29	105	0	5	17	91	159	1	1	.374	.829
	Major League Totals	.233	274	820	104	191	35	4	38	112	5	2	16	83	282	3	3	.315	.739

JEFFERS' WILD CARD RECORD

YEAR	OPPONENT	AVG	G	AB	R	H	2B	3B	HR	RBI	SH	SF	HBP	BB	SO	SB	CS	OBP	OPS
2020	Houston	.000	2	5	0	0	0	0	0	0	0	0	0	0	2	0	0	.000	.000

JEFFERS' CAREER FIELDING RECORD

POSITION	PCT	G	PO	A	E	TC	DP	PB
Catcher	.995	250	1959	79	10	2048	9	—

JEFFERS' PROFESSIONAL INJURED LIST HISTORY

DATES	INJURY	LEVEL
July 15-September 27, 2022.....	Right Thumb Fracture.....	Minnesota.....



47

EDOUARD JULIEN

INF

H/W: 6-2/205

B/T: L/R

ACQUIRED: 18th RD, 2019 MLB Draft

AGE: 24

M.L. SERVICE: 135 days

BORN: 4/30/1999 in Québec City, Canada

CONTRACT STATUS: Signed thru 2023

RESIDES: Québec City, Canada

PERSONAL: Edouard Julien (pronounced ED-ward JOO-lee-EN)...X: @edouardjulien7...Instagram: @edouardjulien...native language is French, after growing up in Québec; had to learn English when he came to the U.S. to play for Auburn University...is also learning Spanish, making him almost trilingual...attended Cardinal Roy Secondary School in Québec City...member of the Canadian Junior National Team...participated in tournaments in Florida and Cuba with Canada U18 National Team during the summer of 2016...won gold with Team Québec at the 18U National Championship in August 2016...hit .318 in the tournament with six RBI and two extra-base hits...named top 15-year-old player in Québec...named top prospect in Québec as a 16-year-old...hit team-best 417 with four runs scored in Spring Training camp with Canada JNT in March 2016...also saw national team action in the Dominican Summer League...won bronze with Team Québec at the Baseball Canada Cup...played two seasons at Auburn from 2018-19, hitting .266 (118-for-443) with 99 runs scored, 21 doubles, one triple, 27 homers, 126 RBI and 84 walks in 127 games for the Tigers...teammates with Tigers pitcher and 2018 first overall pick Casey Mize in 2018...in 2019, led the team in home runs (10) and RBI (57) for the second-straight season...his 126 RBI from 2018-19 seasons were most in the SEC during the span...became first Auburn player with 50-or-more RBI in back-to-back seasons since 2009-10...reached 100 career RBI in his 94th career game, becoming the fifth-fastest Auburn player to reach 100 RBI behind Tim Hudson (78 games), Gabe Gross (86 games), Frank Thomas (89 games) and Todd Faulkner (90 games)...went 4-for-6 and reached base in six of eight plate appearances at the 2019 College World Series...homered and drove in three runs in the College World Series opener vs. Mississippi State (June 16)...his home run was tied for the longest in the history of TD Ameritrade Park at 429 feet...in 2018, played in 62 games and earned a start in 59 contests at designated hitter, right field and second base...hit .275 with 17 home runs and 69 RBI...his 69 RBI broke Frank Thomas' freshman program record that had stood since 1987 and were the most in the SEC as well as the most among freshmen nationally...his 17 home runs were tied for second among freshmen nationally and the most by an Auburn player since 2010...named to the SEC All-Freshman Team...earned Second Team ABCA All-South Region Honors...named a Freshman All-American by *Baseball America*, *Collegiate Baseball*, *D1 Baseball*, *NCBWA* and *Perfect Game/Rawlings*...majored in international business...also spent two seasons with Hyannis in the Cape Cod League, recording 16 RBI in 30 games...in December of 2022, was named The Canadian Baseball Network (CBN) 2022 Randy Echlin Award winner as the top Canadian hitter in the affiliated minor leagues.

CAREER HIGHS

Hits: 4, 8/16/23 vs. DET

RBI: 3, 2x, last 9/17/23 at CWS

HR: 1, 14x, last 9/17/23 at CWS

GS: --

SB: 1, 3x, last 8/6/23 vs. ARI

Hit-Strike: 9, 7/8-21/23

WALK-OFF HITS/PA

None

MULTI-HR GAMES

7/28/21 vs. DET

CAREER HIGHLIGHTS: Made major league debut on April 12, 2023 vs. Chicago-AL...first major league hit on April 13, 2023 at New York-AL; made second plate appearance that same inning and homered, becoming ninth player in baseball history (1st Twin) whose first two MLB hits came in same inning, fourth that included a home run...played for Team Canada in 2023 WBC and led all tournament players in OPS (1.821).

POSTSEASON CAREER: Has not appeared at major league level.

2023:

- ♣ Played for Team Canada in the World Baseball Classic and hit .538 (7-for-13) with two doubles, two home runs, two RBI, five walks, five runs scored, a .667 on-base percentage, a 1.154 slugging percentage and a 1.821 OPS in four games...led all WBC players in OPS and ranked second in batting average and on-base percentage (min. 10 ABs).
- ♣ Played in first career spring training with Twins and optioned to Triple-A St. Paul on March 14 where he began season.
- ♣ Homered on Opening Day for Saints on March 31 at Toledo.
- ♣ Named Twins minor league Player of the Week on April 9, hitting .300 (3-for-10) with one home run, two RBI, three walks and a 1.457 OPS for St. Paul.
- ♣ Played in nine games for the Saints from March 31-April 11 before being recalled by Minnesota on April 12 (Joey Gallo - IL)...had three stints with Minnesota on season.
- ♣ Made major league debut on April 12 vs. Chicago-AL, starting at second base and batting eighth...grounded out in first at-bat and walked in second plate appearance.
- ♣ Recorded first major league hit with a single in the first inning on April 13 at New York-AL, off Jhony Brito...made second plate appearance later that same inning and homered to leftfield, a solo shot off Colten Brewer...became ninth different player in baseball history (1st Twin) in the expansion era (since 1961) whose first two MLB hits came in the same inning, fourth to include a homer (Elias)...previous eight were Aramis Garcia (2018), Derek Fisher (2017), Adam LaRoche (2004), Wilkin Ruan (2002), Greg Norton (1996), Chad Kreuter (1988), Greg Johnson (1979) and Bill Bonham (1971).
- ♣ Reached safely four times in seventh career game on April 19 at Boston, going 3-for-4 with a hit-by-pitch...reached four times two more times on season: July 17 at Seattle (2-for-2 with 2 walks) and August 6 vs. Arizona (1-for-1 with 3 walks).



- * Hit first career leadoff home run on May 24 vs. San Francisco, off Anthony DeSclafani.
- * Drew one walk and hit one double in four-straight games from May 31-June 10, tying Joe Mauer (2013) for longest streak with those numbers in club history (since 1961).
- * Hit safely in season and career-high nine-straight games from July 8-21, hitting .586 (17-for-29) with three doubles, three home runs, five RBI, five walks, a .647 on-base percentage, a 1.000 slugging percentage and a 1.647 OPS in that span (6 multi-hit games).
- * Finished pre-All-Star break with .852 OPS, seventh-best OPS by Minnesota rookie (1961-present, minimum 125 AB), best since Bobby Kieley in 2002 (.942).
- * Hit pinch-hit home run on July 3 vs. Kansas City, breaking a 3-3 tie in the eighth inning, helping guide the Twins to an eventual 8-4 victory... first Twins rookie with a pinch-hit homer since Miguel Sanó on September 9, 2015 at Kansas City.
- * Hit .369 (24-for-65) with three doubles, one triple, six home runs, nine RBI, 10 walks, 15 runs scored, a .461 on-base percentage, a .723 slugging percentage and a 1.184 OPS in 22 July games...his 1.184 OPS was the highest in Twins history (since 1961) for a rookie during the month (min. 60 ABs)...ranked first among all AL rookies in July in batting average and on-base percentage, second in slugging and OPS, and third in total bases.
- * Recorded first career four-hit game on August 16 vs. Detroit, hitting all singles and driving in two runs in five at-bats.
- * Recorded career and season high with three RBI after hitting three-run shot on August 25 vs. Texas, off Grant Anderson...measured at 435 feet, the longest of season/career.
- * Made first career start at first base on September 6 at Cleveland.
- * Hit second career leadoff home run on September 27 vs. Oakland, off Joey Estes...the homer came on the first pitch...it tied four others for most leadoff homers by a rookie in club history (Tim Lincecum - 1983, Jacque Jones - 1999, Luis Rivas - 2001 and Danny Santana - 2014).
- * Hit 452-foot home run on September 30 at Colorado, the longest of season/career.
- * Drew 64 walks on season, leading Twins and tied for fifth most walks in a single season by a Twins rookie...became fourth rookie in Twins history to lead their respective team in walks, joining Tom Brunansky (71 in 1982), Tim Lincecum (76 in 1984) and Butch Wynegar (79 in 1976).
- * Hit .274 (80-for-292) with an .898 OPS vs. right-handed pitching and .196 (9-for-46) with a .447 OPS vs. left-handed pitching.

PROFESSIONAL: Originally selected by Philadelphia in 37th round of 2017 First-Year Player Draft out of Cardinal Roy SS in Québec City but elected to attend Auburn University...selected by Twins in 18th round of 2019 First-Year Player Draft; signed by scout Jack Powell.

JULIEN'S PLAYING RECORD

YEAR	CLUB	AVG	G	AB	R	H	2B	3B	HR	RBI	SH	SF	HBP	BB	SO	SB	CS	OBP	OPS
2019	Elizabethton	DID NOT PLAY - INJURED																	
2020		NO SEASON - DID NOT PLAY																	
2021	Fort Myers	.299	47	147	41	44	12	1	3	24	0	1	6	50	54	21	2	.490	.946
	Cedar Rapids	.247	65	247	52	61	16	0	15	48	0	1	2	60	90	13	3	.397	.891
2022	Wichita	.300	113	400	77	120	19	3	17	67	0	4	6	98	125	19	7	.441	.931
2023	St. Paul	.293	38	133	29	39	12	0	5	22	0	2	3	32	42	3	0	.435	.931
	MINNESOTA	.263	109	339	60	89	16	1	16	37	1	3	2	64	128	3	0	.381	.839
	Minor League Totals	.285	263	927	199	264	59	4	40	161	0	8	17	240	311	56	12	.437	.924
	Major League Totals	.263	109	339	60	89	16	1	16	37	1	3	2	64	128	3	0	.381	.839

JULIEN'S WORLD BASEBALL CLASSIC RECORD

YEAR	CLUB	AVG	G	AB	R	H	2B	3B	HR	RBI	SH	SF	HBP	BB	SO	SB	CS	OBP	OPS
2023	Canada	.538	4	13	5	7	2	0	2	2	--	--	--	5	5	1	0	.667	1.821

JULIEN'S CAREER FIELDING RECORD

POSITION	PCT	G	PO	A	E	TC	DP	PB
Second Base	.991	75	80	138	2	220	22	—
First Base	1.000	3	16	1	0	17	0	—
Totals	.992	78	96	139	2	237	22	—

JULIEN'S PROFESSIONAL INJURED LIST HISTORY

DATES	INJURY	LEVEL
May 18-29, 2022	Right Hamstring Strain	Double-A Wichita
April 13-22, 2022	Left Ankle Sprain	Double-A Wichita
2019 season	UCL Injury	Rookie-Elizabethton



26

MAX KEPLER

OF

H/W: 6-4/227

B/T: L/L

AGE: 30

BORN: 2/10/1993 in Berlin, Germany

RESIDES: Naples, FL

ACQUIRED: Signed as undrafted free agent, 7/1/09

M.L. SERVICE: 7 years, 153 days

CONTRACT STATUS: Signed thru 2023 (1 year club option)

PERSONAL: Maximilian Kepler-Rózczycki...Instagram: @kepleroni...has French bulldog named Remi...attended John F. Kennedy School, an American school in Berlin, and the St. Emmeram Academy in Regensburg in 2008, where he trained in baseball...attended Fort Myers South (FL) High School in time for his junior year of high school...his parents Marek Rózczycki and Kathy Kepler were both professional ballet dancers in Berlin...grew up playing baseball, soccer, tennis, swimming and skiing; was given a tennis scholarship to the Steffi Graf Tennis Foundation in Berlin...played baseball for Buchbinder Legionäre Regensburg of Bundesliga, the highest baseball league in Germany...is a fan of Bundesliga club Hertha Berlin, a soccer team in Germany...went on 2019-20 offseason winter tour through Munich, Regensburg, Berlin and Frankfurt promoting baseball...the trip was broadcast on an FS North special show titled "The Pursuit: From Berlin to the Bigs ft. Max Kepler"...his 2021 Porsche Cayenne Turbo S E-Hybrid was featured on Alex Kirilloff's Instagram account @automobileathlete in March 2022.

CAREER HIGHLIGHTS: 2023 marked seventh full season with Twins (2017-2023), playing parts of two seasons from 2015-16...tied with Buxton for second longest tenure on team (Polanco debut in 2014)...started seventh-consecutive Opening Day in 2023, one behind Tony Oliva for most for RF in club history...hit two home runs on Opening Day 2020 and became the eighth player in baseball history with at least two home runs on Opening Day while batting first, second in club history (also Jacques Jones in 2002)...according to the *Elias Sports Bureau*, he was the third player in the last 20 years to homer on the first pitch of the season (Cubs' Ian Happ - 2018 & Mets' Kaz Matsui - 2004)...was the fifth player in franchise history with a multi-homer game on Opening Day, joining Jacques Jones (2002), Gary Gaetti (1982), Brant Aleya (1970) and Karl Olson (1956)...hit 100th career home run September 20, 2020 at Chicago-NL, becoming third European-born player in major league history to reach 100 career homers, alongside Bobby Thomson (264, born in Scotland) and Didi Gregorius (119, born in the Netherlands)...named AL Player of the Week May 27, 2019 (second of career)...hit three home runs June 6, 2019 at Cleveland (all off Trevor Bauer), joining Ted Williams as the only players in baseball history to hit three home runs multiple times in Cleveland...hit five home runs in five consecutive at-bats (one walk in between) off Cleveland's Trevor Bauer (3 on June 6 and 2 on July 13, both at Cleveland)...became the first player in baseball history to homer in five-straight at-bats off one pitcher in a single season...owns the single-season record for most HR (36 in 2019) by a European-born player, surpassing Bobby Thomson (Scotland), who hit 32 for the 1951 New York Giants...named 2018 Jim Kaat Award winner for Twins Best Defensive Player...won 2016 Bill Boni Award for Twins Rookie of the Year...hit three home runs August 1, 2016 at Cleveland, becoming fifth player (12 now) in club history with a three-homer game, joining Bob Allison, Harmon Killebrew, Tony Oliva and Justin Morneau (Brian Dozier became sixth later in season, Byron Buxton and Eddie Rosario in 2017, Rosario again in '18, Kepler again in '19 and Nelson Cruz twice in '19)...named co-AL Player of the Week with teammate Joe Mauer August 8, 2016...ranked third-best prospect in Twins system entering 2016, as well as best strike-zone discipline by *Baseball America*...earned Southern League Most Valuable Player Award in 2015...was 2015 recipient of Sherry Robertson Award for Twins minor league Player of the Year...selected to World Team for SiriusXM Futures Game in 2015...named Southern League Mid- and Postseason All-Star in 2015...named 12th-best prospect in Twins system by *Baseball America* entering 2015...ranked eighth-best prospect in Twins organization by *Baseball America* entering 2013 season...is one of 44 German-born players to play Major League Baseball.

POSTSEASON CAREER: Has appeared in six career Postseason games, with one hit (double) and seven walks...**2020:** Started both games of the AL Wild Card Series vs. Houston, going 0-for-5 with three walks...**2019:** played all three games in 2019 ALDS vs. New York-AL, going 0-for-10 with three walks and three strikeouts...**2017:** started in rightfield while batting sixth in AL Wild Card Game October 3 at New York-AL, going 1-for-3 with a walk and a double.

2023:

- * Was Twins Opening Day rightfielder for seventh-consecutive season on March 30 at Kansas City...broke tie with Tom Brunansky (1983-88) and Matt Lawton (1996-01) and moved into second most OD starts in club history (since 1961), one behind Tony Oliva's eight (1964-71).
- * Hit 14th career leadoff home run on April 3 at Miami, tying Chuck Knoblauch for third on Twins all-time leadoff homer list.
- * Played in just four games for Twins until being placed on 10-day Injured List on April 8 with right patellar tendinitis; reinstated April 15.
- * Hit 15th career leadoff home run on April 28 vs. Kansas City, moving into sole possession of third on Twins all-time leadoff homer list...the homer was the 132nd of career, tying Jacques Jones for 14th on Twins all-time list; passed Jones with 133rd on May 5 at Cleveland.
- * Placed on 10-day Injured List on May 13 with a strained left hamstring; reinstated on May 29.

CAREER HIGHS

Hits: 4, 4x, last 6/16/19 vs. KC

RBI: 7, 7/2/16 vs. TEX

HR: 3, 2x, last 6/6/19 at CLE

GS: 3, 5/23/22 vs. DET

SB: 2, 8/18/20 vs. MIL

Hit-Strike: 10, 2x, last 5/16-28/19

WALK-OFF HITS/PA

6/12/16 vs. BOS (HR)

7/16/16 vs. CLE (FC)

8/31/17 vs. CWS (HBP)

4/11/18 vs. HOU (HR)

6/18/19 vs. BOS (1B)

7/21/19 vs. OAK (1B)

9/22/20 vs. DET (1B)

4/15/21 vs. BOS (1B)

7/26/21 vs. DET (1B)

MULTI-HR GAMES

7/2/16 vs. TEX

8/1/16 at CLE (3)

8/8/17 vs. MIL

4/11/18 vs. HOU

4/27/19 vs. BAL

6/6/19 at CLE (3)

6/29/19 at CWS

7/13/19 at CLE

7/24/20 at CWS

7/5/21 vs. CWS

9/22/21 at CHC

4/27/22 vs. DET



- * Hit 141st career home run on July 4 vs. Kansas City, tying Michael Cuddyer for 13th on Twins all-time list; passed Cuddyer with 142nd on July 17 at Seattle.
- * Hit 143rd career home run on July 19 at Seattle, tying Joe Mauer for 12th on Twins all-time list; passed Mauer with 144th on July 29 at Kansas City.
- * Hit .291 (25-for-86) with six doubles, four home runs, 14 RBI, 15 runs scored, seven walks, a .340 on-base percentage, a .500 slugging percentage and an .840 OPS in 24 July games.
- * Homered in three-straight games from August 4-6, tying career-long homer streak, done three times previously, all in 2019.
- * Hit 20th home run on August 16 vs. Detroit, marking third time in career reaching the 20-homer mark (20 in 2018 and 36 in 2019).
- * Hit 150th career home run on August 25 vs. Texas, a solo shot off catcher Austin Hedges.
- * Hit .314 (27-for-86) with eight doubles, six home runs, 11 RBI, a .392 on-base percentage, a .616 slugging percentage and a 1.008 OPS in 25 August games...his OPS and OBP both ranked 10th in the AL.
- * Hit safely in season-long nine-straight games from September 11-19, hitting .355 (11-for-31) with a .993 OPS in that span.
- * Scored 500th career run on September 16 at Chicago-AL.
- * Recorded 800th career hit (single) on October 1 at Colorado.
- * Hit .306 (72-for-235) with 17 doubles, two triples, 12 home runs, 36 RBI, 45 runs scored, 27 walks, a .377 on-base percentage, a .549 slugging percentage and a .926 OPS in 66 games Post-All-Star break.
- * Hit .312 (78-for-250) with a .946 OPS in 72 wins and .191 (36-for-188) with a .642 OPS in 58 losses.
- * Hit .291 (60-for-206) with an .895 OPS in 61 home games, compared to .233 (54-for-232) with a .746 OPS in 69 road games.
- * Hit .250 (22-for-88) with a .751 OPS vs. right-handed pitching and .250 (22-for-88) average with a .751 OPS vs. left-handed pitching.
- * Led club in home runs (21) and hit his personal second most of career (36 in 2019)...also led in RBI (66) and second in games played (129).

PROFESSIONAL: Signed by Twins as undrafted free agent July 11, 2009; signed by Mike Radcliff.

KEPLER'S PLAYING RECORD

YEAR	CLUB	AVG	G	AB	R	H	2B	3B	HR	RBI	SH	SF	HBP	BB	SO	SB	CS	OBP	OPS
2010	GCL Twins	.286	37	140	15	40	6	1	0	11	0	0	0	13	27	6	1	.346	.689
2011	Elizabethton	.262	50	191	29	50	11	3	1	24	2	2	3	23	54	1	1	.347	.713
2012	Elizabethton	.297	59	232	40	69	16	5	10	49	0	2	8	27	33	7	0	.387	.926
2013	Cedar Rapids	.237	61	236	35	56	11	3	9	40	0	1	2	24	43	2	0	.312	.736
2014	Fort Myers	.264	102	364	53	96	20	6	5	59	2	2	5	34	62	6	2	.333	.726
2015	Fort Myers	.250	6	24	4	6	2	0	0	0	0	0	0	2	5	1	0	.308	.641
	Chattanooga	.322	112	407	76	131	32	13	9	71	1	5	2	67	63	18	4	.416	.947
	MINNESOTA	.143	3	7	0	1	0	0	0	0	0	0	0	0	0	0	0	.143	.286
2016	Rochester	.282	30	110	16	31	4	6	1	19	0	2	0	16	14	1	1	.367	.822
	MINNESOTA	.235	113	396	52	93	20	2	17	63	1	5	3	42	93	6	2	.309	.733
2017	MINNESOTA	.243	147	511	67	124	32	2	19	69	1	3	6	47	114	6	1	.312	.737
2018	MINNESOTA	.224	156	532	80	119	30	4	20	58	0	3	5	71	96	4	5	.319	.727
2019	MINNESOTA	.252	134	524	98	132	32	0	36	90	0	4	8	60	99	1	5	.336	.855
2020	MINNESOTA	.228	48	171	27	39	9	0	9	23	0	1	2	22	36	3	0	.321	.760
2021	St. Paul	.091	3	11	0	1	0	0	0	0	0	0	0	0	1	0	0	.091	.182
	MINNESOTA	.211	121	426	61	90	21	4	19	54	0	4	6	54	96	10	0	.306	.719
2022	MINNESOTA	.227	115	388	54	88	18	1	9	43	0	4	5	49	66	3	2	.318	.666
2023	MINNESOTA	.260	130	438	72	114	22	2	24	66	0	4	4	45	106	1	1	.332	.816
	Minor League Totals	.280	460	1715	268	480	102	37	35	273	5	14	20	206	302	42	9	.361	.805
	Major League Totals	.236	967	3393	511	800	184	15	154	466	2	28	39	390	709	34	16	.319	.753

KEPLER'S WILD CARD RECORD

YEAR	OPPONENT	AVG	G	AB	R	H	2B	3B	HR	RBI	SH	SF	HBP	BB	SO	SB	CS	OBP	OPS
2017	New York-AL	.333	1	3	0	1	1	0	0	0	0	0	0	1	0	0	0	.500	1.167
2020	Houston	.000	2	5	1	0	0	0	0	0	0	0	0	3	1	0	0	.375	.375
	Wild Card Totals	.125	3	8	1	1	1	0	0	0	0	0	0	4	1	0	0	.417	.667

KEPLER'S DIVISION SERIES RECORD

YEAR	OPPONENT	AVG	G	AB	R	H	2B	3B	HR	RBI	SH	SF	HBP	BB	SO	SB	CS	OBP	OPS
2019	New York-AL	.000	3	10	0	0	0	0	0	0	0	0	0	3	3	0	0	.231	.231

KEPLER'S CAREER FIELDING RECORD

POSITION	PCT	G	PO	A	E	TC	DP	PB
Outfield	.993	946	1860	42	14	1916	13	—
First Base	1.000	3	5	0	0	5	0	—
Totals	.992	949	1865	42	15	1921	13	—

KEPLER'S PROFESSIONAL INJURED LIST HISTORY

DATES	INJURY	LEVEL
May 13-29, 2023	Left Hamstring Strain	Minnesota
April 8-15, 2023	Right Patellar Tendinitis	Minnesota
September 17-end of 2022 season	Sprained Right Wrist	Minnesota
July 30-August 6, 2022	Right Fifth Toe Fracture	Minnesota
May 30-June 18, 2021	Left Hamstring Strain	Minnesota
April 20-29, 2021	COVID IL	Minnesota
September 4-13, 2020	Left Adductor Strain	Minnesota
May 23-30, 2016	Left Groin Strain	Triple-A Rochester
July 9-16, 2015	Left Shoulder Inflammation	Double-A Chattanooga
July 21-29, 2014	Right Thumb Contusion	High-A Fort Myers
June 4-19, 2014	Left Forearm Strain	High-A Fort Myers

LHP

H/W: 6-2/205 **B/T:** L/L

AGE: 35

BORN: 1/1/1988 in Tulsa, OK

RESIDES: Scottsdale, AZ

ACQUIRED: Signed as minor league free agent, 6/22/23

M.L. SERVICE: 10 years, 7 days

CONTRACT STATUS: Signed thru 2023

PERSONAL: Dallas Keuchel (pronounced KY-kul)...Instagram: @kidkeuchy60...X: @kidkeuchy...wife, Kelly Nash, is a host for MLB Network and NHL Network...graduated from Bishop Kelley High School (OK) in 2006 where he was a two-time Pitcher of the Year in his conference...also played quarterback for Bishop Kelley's football team...attended the University of Arkansas from 2007-09, majoring in apparel studies...went 9-3 with a 3.92 ERA (108.0 IP, 47 ER) as the Razorbacks Friday night starter in 2009...helped lead his team to the semifinals of the 2009 College World Series...selected by the Astros in the seventh round of the 2009 First-Year Player Draft...made his MLB debut at The Ballpark in Arlington on June 17, 2012 (5.0 IP, 1 ER); attended his first ever MLB game at the same stadium...was crowned winner of the Astros' "Dancing With The 'Stros" charity event in 2013 which raised nearly \$200,000 for the Astros Foundation.

CAREER HIGHLIGHTS: Won the American League Cy Young Award in 2015 with Houston, becoming just the third Cy Young Award winner in Astros history (also, Roger Clemens - 2004 and Mike Scott - 1986)...also a two-time AL All-Star (2015, 2017) with the Astros and a five time AL Rawlings Gold Glove Award® winner, doing so with Houston in 2014-16 and 2018 and with Chicago-AL in 2021...finished fifth in AL MVP voting in 2015 with the Astros and finished fifth in AL Cy Young Award voting in 2020 with the White Sox...started the 2015 MLB All-Star Game at Great American Ball Park in Cincinnati, allowing one run on two hits in 2.0 innings pitched in the AL's 6-3 victory...has won AL Pitcher of the Month four times, all with Houston, including three times during the 2015 season (April, May and August).

POSTSEASON CAREER: 2017 World Series Champion with Houston...has gone 4-3, 3.71 ERA (63.0 IP, 26 ER) with 20 walks and 56 strikeouts in 13 career Postseason appearances (12 starts)...earned the win and threw 6.0 scoreless innings with seven strikeouts in his Postseason debut in the 2015 AL Wild Card Game vs. New York-AL at Yankee Stadium; Astros won 3-0...set a major league record by recording at least seven strikeouts in each of his first five career Postseason starts, topping the record previously held by RHP Bob Gibson, who struck out at least seven batters in each

CAREER HIGHS

IP: 9.0, 9x, last 4/25/17 at CLE
Walks: 6, 2x, last 4/10/16 at MIL
SO: 13, 7/19/15 vs. TEX
CG: 12, last 4/16/18 at SEA
Low-Hit CG: 3, 8/5/16 vs. TEX
Win-Streak: 11, 8/21/16-7/28/17



of his first four starts in the Postseason (LAD's Walker Buehler surpassed Keuchel's record with a nine-start streak of 7-or-more strikeouts from 2018-20)...went 2-2 with a 3.58 ERA (27.2 IP, 11 ER), eight walks and 32 strikeouts in five Postseason starts during the Astros' 2017 championship run; Houston went 3-2 in his starts, including winning Game 5 of the 2017 World Series against Los Angeles-NL...took the loss in his most recent Postseason appearance with Chicago-AL in the second game of the 2020 AL Wild Card Series at Oakland (3.1 IP, 6 H, 5 R, 3 ER, 2 HR, 0 BB, 4 K).

2023:

- * Signed as a minor league free agent by Minnesota on June 22.
- * Made six starts for Triple-A St. Paul, posting a 1-0 record with a 1.13 ERA (32.0 IP, 4 ER), 12 walks and 28 strikeouts.
- * Named International League Pitcher of the Month for July, going 1-0, 0.96 ERA (28.0 IP, 3 ER) with 12 walks, 24 strikeouts and a 1.29 WHIP... became the first Saints pitcher to win the award since the franchise joined the International League in 2021.
- * Contract selected by Minnesota on August 3, when Joe Ryan was placed on 10-day IL, slotting into Ryan's spot in rotation.
- * Made first start for Twins on August 6 vs. Arizona, allowing one run on eight hits in 5.0 innings pitched, with two walks and no strikeouts.
- * Did not record his first strikeout with Twins until his 42nd batter (Endy Rodriguez - August 20 vs. Pittsburgh), setting a club record for most batters faced to start Twins career without a punch out.
- * Earned first win for Twins on August 20 vs. Pittsburgh, carrying a perfect game for 6.1 innings, until a Bryan Reynolds double in the seventh inning...immediately relieved, finishing the day with one hit allowed, no walks and three strikeouts in 6.1 innings.
- * Set season high with six strikeouts on September 8 vs. New York-NL (5.0 IP).
- * Reached the 10 years of major league service time on September 23...teammates celebrated with him by wearing fake beards in the clubhouse pre-game vs. Los Angeles-AL.
- * Finished season in Twins' bullpen, making three appearances in final two weeks of season.
- * Placed on 15-day Injured list on final day of season, October 1, with right calf strain.

PROFESSIONAL: Selected by Houston in the seventh round of the 2009 First-Year Player Draft; signed by Astros scout Jim Stevenson...signed by Atlanta as a free agent on June 8, 2019...signed by Chicago-AL as a free agent on December 29, 2019...signed by Arizona as a minor league free agent on June 7, 2022...signed by Texas as a minor league free agent on July 26, 2022...signed by Minnesota as a minor league free agent on June 22, 2023.

KEUCHEL'S PITCHING RECORD

YEAR	CLUB	W-L	ERA	G	GS	CG	SH	SV	IP	H	R	ER	HR	HB	BB	SO	WP	K/9	BAA
2009	Tri-City	2-3	2.70	11	10	0	0	0	56.2	52	18	17	2	2	9	44	2	7.0	.240
2010	Lancaster	5-8	3.36	19	18	3	0	0	120.2	129	58	45	10	2	25	97	3	7.2	.273
	Corpus Christi	2-6	4.70	9	9	0	0	0	53.2	59	32	28	2	1	11	36	0	6.0	.285
2011	Corpus Christi	9-7	3.17	20	20	1	1	0	127.2	116	49	45	9	4	27	76	6	5.4	.244
	Oklahoma City	1-1	7.50	7	7	0	0	0	36.0	52	30	30	5	0	12	15	0	3.8	.354
2012	Oklahoma City	6-4	3.90	16	16	2	1	0	92.1	92	46	40	5	0	20	50	1	4.9	.264
	HOUSTON	3-8	5.27	16	16	1	0	0	85.1	93	56	50	14	1	39	38	2	4.0	.286
2013	Oklahoma City	1-0	0.00	1	1	1	1	0	6.0	3	0	0	0	0	0	5	0	7.5	.150
	HOUSTON	6-10	5.15	31	22	0	0	0	153.2	184	96	88	20	5	52	123	7	7.2	.297
2014	HOUSTON	12-9	2.93	29	29	5	1	0	200.0	187	71	65	11	7	48	146	7	6.6	.252
2015	HOUSTON	20-8	2.48	33	33	3	2	0	232.0	185	68	64	17	2	51	216	9	8.4	.217
2016	HOUSTON	9-12	4.55	26	26	1	1	0	168.0	168	88	85	20	2	48	144	9	7.7	.259
2017	Tri-City	1-0	1.80	1	1	0	0	0	5.0	3	1	1	0	1	0	5	0	9.0	.167
	Corpus Christi	0-0	0.00	1	1	0	0	0	3.0	2	0	0	0	0	1	3	0	9.0	.182
	HOUSTON	14-5	2.90	23	23	1	0	0	145.2	116	50	47	15	2	47	125	1	7.7	.218
2018	HOUSTON	12-11	3.74	34	34	1	0	0	204.2	211	92	85	18	2	58	153	9	6.7	.263
2019	Rome	0-0	0.00	1	1	0	0	0	7.0	1	0	0	0	0	1	9	0	11.6	.045
	Mississippi	0-0	3.86	1	1	0	0	0	7.0	11	3	3	0	0	1	4	1	5.1	.379
	ATLANTA	8-8	3.75	19	19	0	0	0	112.2	115	50	47	16	9	39	91	6	7.3	.265
2020	CHICAGO-AL	6-2	1.99	11	11	0	0	0	63.1	52	15	14	2	0	17	42	0	6.0	.218
2021	CHICAGO-AL	9-9	5.28	32	30	0	0	0	162.0	189	105	95	25	7	59	95	5	5.3	.290
2022	D-backs Red	0-1	7.20	1	1	0	0	0	5.0	7	4	4	0	0	1	4	2	7.2	.318
	D-backs Black	0-1	2.57	1	1	1	0	0	7.0	5	3	2	0	0	1	13	3	16.7	.192
	Round Rock	1-0	2.31	4	4	0	0	0	23.1	13	6	6	1	0	11	22	1	8.5	.163
	CHICAGO-AL	2-5	7.88	8	8	0	0	0	32.0	49	33	28	6	0	20	20	3	5.6	.343
	ARIZONA	0-2	9.64	4	4	0	0	0	18.2	27	22	20	4	0	7	18	0	8.7	.329
	TEXAS	0-2	12.60	2	2	0	0	0	10.0	18	14	14	1	0	4	7	0	6.3	.409
2023	St. Paul	1-0	1.13	6	6	0	0	0	32.0	28	6	4	3	0	12	28	1	7.9	.233
	MINNESOTA	2-1	5.97	10	6	0	0	0	37.2	45	25	25	3	2	18	25	2	6.0	.298
	Minor League Totals	29-31	3.48	99	97	8	3	0	582.1	573	256	225	37	10	132	411	20	6.4	.259
	Major League Totals	103-92	4.02	278	263	12	4	0	1625.2	1639	785	727	172	39	507	1243	60	6.9	.261

KEUCHEL'S WILD CARD RECORD

YEAR	OPPONENT	W-L	ERA	G	GS	CG	SH	SV	IP	H	R	ER	HR	HB	BB	SO	WP	K/9	BAA
2015	New York-AL	1-0	0.00	1	1	0	0	0	6.0	3	0	0	0	0	1	7	0	10.5	.143
2020	Oakland	0-1	8.10	1	1	0	0	0	3.1	6	5	3	2	0	0	4	0	10.8	.353
Wild Card Totals		1-1	2.89	2	2	0	0	0	9.1	9	5	3	2	0	1	11	0	10.6	.237

KEUCHEL'S DIVISION SERIES RECORD

YEAR	OPPONENT	W-L	ERA	G	GS	CG	SH	SV	IP	H	R	ER	HR	HB	BB	SO	WP	K/9	BAA
2015	Kansas City	1-0	4.50	2	1	0	0	0	8.0	7	4	4	2	0	4	7	1	7.9	.226
2017	Boston	1-0	1.59	1	1	0	0	0	5.2	3	1	1	0	0	3	7	0	11.1	.150
2018	Cleveland	0-0	3.60	1	1	0	0	0	5.0	4	2	2	1	0	1	2	0	3.6	.235
2019	St. Louis	0-0	4.50	2	2	0	0	0	8.0	9	4	4	3	0	4	4	0	4.5	.300
Division Series Totals		2-0	3.71	6	5	0	0	0	26.2	23	11	11	6	0	12	20	1	6.8	.235

KEUCHEL'S LEAGUE CHAMPIONSHIP SERIES RECORD

YEAR	OPPONENT	W-L	ERA	G	GS	CG	SH	SV	IP	H	R	ER	HR	HB	BB	SO	WP	K/9	BAA
2017	New York-AL	1-1	3.09	2	2	0	0	0	11.2	11	4	4	0	0	2	18	0	13.9	.239
2018	Boston	0-0	3.60	1	1	0	0	0	5.0	4	2	2	0	0	2	0	0	0.0	.211
LCS Totals		1-1	3.24	3	3	0	0	0	16.2	15	6	6	0	0	4	18	0	9.7	.231

KEUCHEL'S WORLD SERIES RECORD

YEAR	OPPONENT	W-L	ERA	G	GS	CG	SH	SV	IP	H	R	ER	HR	HB	BB	SO	WP	K/9	BAA
2017	Los Angeles-NL	0-1	5.23	2	2	0	0	0	10.1	11	7	6	2	0	3	7	0	6.1	.289

KEUCHEL'S ALL-STAR GAME RECORD

YEAR	HOST	W-L	ERA	G	GS	CG	SH	SV	IP	H	R	ER	HR	HB	BB	SO	WP	K/9	BAA
2015	Cincinnati	0-0	0.00	1	1	0	0	0	2.0	2	1	0	0	0	0	1	1	4.5	.250
2017	Miami	DID NOT PITCH																	

KEUCHEL'S CAREER FIELDING RECORD

POSITION	PCT	G	PO	A	E	TC	DP	PB
Pitcher	.976	268	95	309	10	414	24	—

KEUCHEL'S PROFESSIONAL INJURED LIST HISTORY

DATES	INJURY	LEVEL
October 1-end of 2023 season	Right Calf Strain	Minnesota
September 7-19, 2020	Back Spasms	Chicago-AL
June 5-July 28, 2017	Neck Discomfort	Houston
May 17-May 27, 2017	Pinched Nerve in Neck	Houston

KEUCHEL'S GAME LOGS

DATE	OPP.	W	L	SV	SVO	HLD	ERA	GS	CG	IP	H	R	ER	HR	BB	IBB	HB	SO	AVG	#PIT
8/6	Ari	0	0	0	0	0	1.80	1	0	5.0	8	1	1	0	2	0	0	0	.381	74
8/11	@Phi	0	1	0	0	0	9.45	1	0	1.2	6	6	6	0	2	0	1	0	.467	49
8/20	Pit	1	0	0	0	0	4.85	1	0	6.1	1	0	0	0	0	0	0	3	.300	85
8/27	Tex	0	0	0	0	0	3.50	0	0	5.0	5	0	0	0	2	0	0	3	.290	76
SEPTEMBER TOTALS		1	1	0	0	0	3.50	3	0	18.0	20	7	7	0	6	0	1	6	.290	284
9/2	@Tex	0	0	0	0	0	5.06	1	0	3.1	5	5	5	2	1	0	0	2	.298	57
9/8	NYM	0	0	0	0	0	4.78	1	0	5.0	3	2	2	0	2	0	0	6	.277	75
9/13	TB	0	0	0	0	0	5.34	1	0	4.0	6	4	4	0	3	0	0	3	.283	78
9/18	@Cin	0	0	0	0	0	5.67	0	0	3.0	4	3	3	0	2	0	0	2	.288	58
9/27	Oak	1	0	0	0	0	5.40	0	0	1.2	1	0	0	0	1	0	1	2	.285	28
9/30	@Col	0	0	0	0	0	5.97	0	0	2.2	6	4	4	1	3	0	0	4	.298	78
SEPTEMBER TOTALS		1	0	0	0	0	8.24	3	0	19.2	25	18	18	3	12	0	1	19	.305	374



Twins

19

ALEX KIRILLOFF

OF/1B

H/W: 6-2/214 **B/T:** L/L
AGE: 25
BORN: 11/9/1997 in Pittsburgh, PA
RESIDES: Fort Myers, FL

ACQUIRED: 1st RD (15th overall), 2016 MLB Draft
M.L. SERVICE: 2 years, 142 days
CONTRACT STATUS: Signed thru 2023

PERSONAL: Alexander David Kirilloff (KEE-rill-off)...X: @AKirilloff19...Instagram: @akirilloff19...wife, Jordan, married in 2016 offseason...the couple has two daughters, Penelope (born February 2020) and Priscilla (born November 2021)...2016 graduate of Plum High School in Pittsburgh, PA...rated as the 15th-best prospect in the 2016 draft by *Baseball America*...hit .544 with a .645 on-base percentage, 1,000 slugging percentage, three home runs, 23 RBI, 17 extra-base hits, 17 walks and just one strikeout as a high school senior...named a 2016 Rawlings Perfect Game First-Team All-American and Atlantic All-Region First-Team selection...primarily played first base, and also pitched, throughout high school...won the 2015 Perfect Game All-American Classic Home Run Challenge, hitting 34 home runs at Fowler Park at the University of San Diego and PETCO Park...participated in 2019 Twins Winter Caravan, traveling to Cedar Rapids, IA...made debut wearing uniform number 76 but changed to 19 over the 2020-21 offseason...really likes cars and started an Instagram account called @automobileathlete in January 2022, in which he features luxury cars and other athlete's vehicles; his first feature, posted February 3, 2022, was on Twins prospect Blayne Enlow's Maserati...favorite TV show is Burn Notice...spent the 2022-23 offseason vacationing in the mountains in Georgia for Christmas as well as visiting Colorado...is a big Pittsburgh Steelers fan...participated in 2023 TwinsFest at Target Field in January.

CAREER HIGHLIGHTS: Made major league debut in Game 2 of AL Wild Card September 30, 2020 vs. Houston, batting sixth and starting in rightfield...went 1-for-4, singling in second at-bat off José Urquidy...became first player in baseball history to record a Postseason hit before a regular season hit...became third player in baseball history to make major league debut in Postseason game, joining Kansas City's Adalberto Mondesi (2015 World Series) and Oakland's Mark Kiger (2006 ALCS) – first player to ever start...in 2020, ranked No. 1 prospect and best hitter for average in Twins system by *Baseball America* (27th overall prospect in baseball)...also in 2020, ranked Twins second-best prospect by MLB.com (27th in baseball)...in 2019, ranked ninth-best prospect in baseball by MLB.com, 15th best by *Baseball America* and 39th best by *Baseball Prospectus*...ranked second-best prospect and best hitter for average in Twins minor league system by *Baseball America* entering 2020...named 2018 Midwest League Midseason All-Star...named to 2018 SiriusXM Futures Game and started for Team USA at Nationals Park...given 2018 Sherry Robertson Award as Twins minor league Player of the Year...ranked second-best prospect in Twins system by *Baseball America* entering 2019...ranked third-best prospect in the Twins system by *Baseball America* entering 2018...named 2016 Appalachian League Player of the Year and Postseason All-Star...named third-best prospect in Twins organization by *Baseball America* following 2016.

POSTSEASON CAREER: 2020: Made major league debut in Game 2 of AL Wild Card Series on September 30 vs. Houston, batting sixth and starting in rightfield...went 1-for-4, singling in second at-bat off José Urquidy...became first player in baseball history to record a Postseason hit before a regular season hit...was third player in baseball history to make major league debut in Postseason game, first player to ever start (five total players have debuted in the Postseason – OAK's Mark Kiger in 2006, KC's Adalberto Mondesi in 2015, Kirilloff, TB's Shane McClellanahan in 2020 and SD's Ryan Weathers in 2020).

- 2023:**
- * Began season on Twins 10-day Injured List, while recovering from right wrist surgery, a procedure he had done on August 9, 2022.
 - * Went on rehab assignment with Low-A Fort Myers (April 11-16) and Triple-A St. Paul (April 18-28), combining to play in 11 games...returned from rehab assignment, reinstated from 10-day IL and optioned to St. Paul on April 30.
 - * Played in just three games for Saints and was recalled by Minnesota on May 5 (Trevor Larnach optioned).
 - * Hit walk-off single on May 10 vs. San Diego in the 11th inning of a Twins 4-3 victory...marked first career walk-off hit/plate appearance.
 - * Tied career high with three hits and recorded third career multi-homer game on May 13 vs. Chicago-NL...recorded three hits two more times on July 18 at Seattle and September 15 at Chicago-AL.
 - * Tied career high with four RBI on July 16 at Oakland, recording a double and a home run...matched that RBI total for second time on season on July 21 vs. Chicago-AL with another double and home run game.
 - * Recorded multiple hits in career-high three-straight games from July 16-18.
 - * Homered four times and drove in 13 runs in a six-game span from July 16-21, coming out of the All-Star break.
 - * Placed on 10-day Injured List with a right shoulder strain on July 30...played in six games on rehab assignment with St. Paul and was reinstated on September 8.

CAREER HIGHS

Hits: 3, 7x, last 9/15/23 at CWS
RBI: 4, 4x, last 7/21/23 vs. CWS
HR: 2, 3x, last 5/13/23 vs. CHC
GS: - -
SB: 1, 6/21/21 vs. CIN
Hit-Streak: 9, 2x, last 7/10-24/22

WALK-OFF HITS/PA

5/10/23 vs. SD (1B)

MULTI-HR GAMES

4/30/21 vs. KC
7/5/22 at CWS
5/13/23 vs. CHC



- * Finished July with 18 RBI in 20 games, leading the club in RBI for the month.
- * Hit 10th home run on September 22 vs. Los Angeles-AL, which at the time, was the go-ahead run in the eventual win that clinched the AL Central division title for the Twins...the home run also made him the 12th different Twin with double-digit home run totals on the season, setting a club record.
- * Hit .300 (70-for-233) with an .858 OPS against right-handed pitching and .125 (6-for-48) with a .482 OPS vs. left-handed pitching.
- * Played 75 games (58 starts) at first base, 11 games (8 starts) in rightfield and 10 games (4 starts) in leftfield.
- * Set career-highs in games (88), hits (76), doubles (14), runs scored (35), home runs (11), RBI (41) and walks (28).

PROFESSIONAL: Entered the 2020 season as the 32nd-best prospect in baseball according to MLB.com...selected by Minnesota in first round (15th overall) of 2016 First-Year Player Draft; signed by scout Jay Weitzel.

KIRILLOFF'S PLAYING RECORD

YEAR	CLUB	AVG	G	AB	R	H	2B	3B	HR	RBI	SH	SF	HBP	BB	SO	SB	CS	OBP	OPS
2016	Elizabethhton	.306	55	216	33	66	9	1	7	33	0	3	2	11	32	0	1	.341	.795
2017	DID NOT PLAY - INJURED																		
2018	Cedar Rapids	.333	65	252	36	84	20	5	13	56	0	3	2	24	47	1	1	.391	.998
	Fort Myers	.362	65	260	39	94	24	2	7	45	0	4	2	14	39	3	2	.393	.943
2019	Pensacola	.283	94	375	47	106	18	2	9	43	0	1	6	29	76	7	6	.343	.756
2020	SPENT SEASON AT ALTERNATE TRAINING SITE IN ST. PAUL, MN																		
2021	St. Paul	.500	2	6	2	3	0	0	2	3	0	0	0	0	2	0	0	.500	2.000
	MINNESOTA	.251	59	215	23	54	11	1	8	34	0	1	1	14	52	1	1	.299	.722
2022	St. Paul	.359	35	131	33	47	7	0	10	32	0	0	4	22	26	1	0	.465	1.106
	MINNESOTA	.250	45	144	14	36	7	0	3	21	0	2	4	5	36	0	0	.290	.651
2023	Fort Myers	.250	4	12	2	3	0	0	1	1	0	0	0	3	3	0	0	.400	.900
	St. Paul	.369	16	65	14	24	4	0	5	18	0	0	2	6	13	2	1	.438	1.100
	MINNESOTA	.270	88	281	35	76	14	1	11	41	0	3	7	28	80	1	0	.348	.793
	Minor League Totals	.324	336	1317	206	427	82	10	54	231	0	11	18	109	238	14	11	.381	.906
	Major League Totals	.259	192	640	72	166	32	2	22	96	0	6	12	47	168	2	1	.319	.738

KIRILLOFF'S WILD CARD RECORD

YEAR	OPPONENT	AVG	G	AB	R	H	2B	3B	HR	RBI	SH	SF	HBP	BB	SO	SB	CS	OBP	OPS
2020	Houston	.250	1	4	0	1	0	0	0	0	0	0	0	0	0	0	0	.250	.500

KIRILLOFF'S CAREER FIELDING RECORD

POSITION	PCT	G	PO	A	E	TC	DP	PB
Outfield	.984	86	118	3	2	123	1	—
First Base	.996	122	680	43	3	726	55	—
Totals	.994	208	798	46	5	849	56	—

KIRILLOFF'S PROFESSIONAL INJURED LIST HISTORY

DATES	INJURY	LEVEL
July 30-September 8, 2023	Right Shoulder Strain	Minnesota
March 30-April 30, 2023	Recovery from Wrist Surgery	Minnesota
August 2-end of 2022 season	Right Wrist Inflammation/Surgery	Minnesota
April 13-May 6, 2022	Right Wrist Inflammation	Minnesota
July 21-end of 2021 season	Right Wrist Ligament Tear/Surgery	Minnesota
May 5-21, 2021	Right Wrist Sprain	Minnesota
June 3-20, 2019	Right Wrist Sprain	Double-A Pensacola
April 4-May 2, 2019	Right Wrist Sprain	Double-A Pensacola
June 22-end of 2017 season	Left Elbow - Tommy John Surgery	Rookie-Elizabethhton
September 4-13, 2016	Left Elbow Inflammation	Rookie-Elizabethhton



Twins

9

TREVOR LARNACH

OF

H/W: 6-4/220

B/T: L/R

ACQUIRED: 1st RD (20th overall), 2018 MLB Draft

AGE: 26

M.L. SERVICE: 2 years, 14 days

BORN: 2/26/1997 in Walnut Creek, CA

CONTRACT STATUS: Signed thru 2023

RESIDES: Corvallis, OR

PERSONAL: Trevor John Ikaikaloa Larnach (pronounced LAR-nick)...graduated from College Park High School in Pleasant Hill, CA...rated as the 328th-best high school prospect by Perfect Game...three-year letter winner at College Park while also lettering in two seasons as a forward for the basketball team... First-Team All-League and Second Team All-State as a senior, First-Team All-State as a junior...played three seasons at Oregon State University (see below) where he majored in sociology...participated in 2020 Twins Winter Caravan and 2020 TwinsFest...if had a career other than baseball player, would be real estate agent...participated in 2023 TwinsFest at Target Field in January.

CAREER HIGHLIGHTS: Made major league debut May 8, 2021 at Detroit...recorded first major league hit May 12, 2021 at Chicago-AL and first major league home run May 20, 2021 at Los Angeles-AL, off José Suárez...entered 2020 ranked third-best prospect in Twins system by *Baseball America* (40th overall prospect in baseball)...also ranked Twins third-best prospect by MLB.com (77th in baseball)...in 2019 ranked the fifth-best prospect in the Twins system by *Baseball America*...named to both Florida State League Mid- and Postseason All-Star teams in 2019...named outfielder on MiLB.com's 2019 Twins organization All-Star team...named High Class-A All-Star by *Baseball America* after 2019 season...debuted wearing uniform number 24 in 2021 but switched to 13 prior to 2022 when the Twins acquired Gary Sánchez...switched to number 9 during 2022-23 offseason.

POSTSEASON CAREER: Has never appeared at major league level.

2023:

- * Made Twins Opening Day roster for first time in career and was in Opening Day lineup on March 30 at Kansas City, batting fourth and playing leftfield...went 2-for-4 with one RBI and one run scored.
- * Split season between Minnesota and Triple-A St. Paul, spending five different stints with the Twins.
- * Reached base safely for Twins in first 11 games from March 30-April 11, hitting .310 (13-for-42) with eight RBI, eight walks, a .420 on-base percentage and an .849 OPS in that span.
- * Hit .161 (10-for-62) with 27 strikeouts and a .577 OPS in 20 games from April 12-May 4 and was optioned to St. Paul on May 5.
- * Homered in back-to-back games for second time in career May 14 vs. Chicago-NL and May 15 at Los Angeles-AL (7 total RBI).
- * Placed on 10-day Injured List with Twins on May 22 with pneumonia; played in three games on rehab assignment with St. Paul and reinstated on June 6.
- * Reached in season-long 14-straight games for Saints from June 16-July 4, posting a .972 OPS in that span.
- * Recorded a season-high four hits with Saints on August 5 at Columbus.
- * Recorded second multi-homer game of season on September 6 at Louisville.
- * Hit .403 (25-for-62) with seven doubles, four home runs, 17 RBI and a 1.183 OPS in 16 games from August 29-September 19 and was recalled by Minnesota on September 20 (Carlos Correa - IL).
- * Hit first career pinch-hit homer on September 29 at Colorado, a solo shot off Gavin Hollowell.
- * Hit first career grand slam on September 30 at Colorado, off Karl Kauffman...marked the eighth grand slam for a Twin on season, tying a club record, previously done in 1961.

PROFESSIONAL: Rated as the 81st-best prospect entering the 2020 season by MLB.com...selected by Minnesota in first round (20th overall) in 2018 First-Year Player Draft out of Oregon State University; signed by scout Kyle Blackwell...marked the seventh time in Twins history to select 20th overall (Chris Parmelee - 2006, Trevor Plouffe - 2004, Denard Span - 2002, Torii Hunter - 1993, Johnny Ard - 1988 & Bob Jones - 1966)...originally selected by San Diego in 40th round of 2015 First-Year Player Draft.

CAREER HIGHS

Hits: 3, 5x, last 4/2/23 at KC

RBI: 4, 2x, last 5/14/23 vs. CHC

HR: 1, 18x, last 6/10/23 at TOR

GS: 9/30/23 at COL

SB: 1, 2x, last 6/10/23 at TOR

Hit-Streak: 5, 2x, last 7/1-5/21

WALK-OFF HITS/PA

None

MULTI-HR GAMES

None



LARNACH'S PLAYING RECORD

YEAR	CLUB	AVG	G	AB	R	H	2B	3B	HR	RBI	SH	SF	HB	BB	SO	SB	CS	OBP	OPS
2018	Elizabethton	.311	18	61	10	19	5	0	2	16	0	2	2	10	11	2	0	.413	.905
	Cedar Rapids	.297	24	91	17	27	8	1	3	10	0	0	0	11	17	1	0	.373	.878
2019	Fort Myers	.316	84	320	33	101	26	1	6	44	0	4	2	35	74	4	1	.382	.841
	Pensacola	.295	43	156	26	46	4	0	7	22	0	1	2	22	50	0	0	.387	.842
2020	SPENT SEASON AT ALTERNATE TRAINING SITE IN ST. PAUL, MN																		
2021	St. Paul	.176	14	51	13	9	1	0	3	7	0	0	5	6	21	0	0	.323	.696
	MINNESOTA	.223	79	260	29	58	12	0	7	28	0	2	8	31	104	1	0	.322	.672
2022	Wichita	.125	2	8	1	1	0	0	1	3	0	0	0	1	3	0	0	.222	.722
	St. Paul	.222	10	36	1	8	0	0	0	2	0	1	0	4	11	0	0	.293	.515
	MINNESOTA	.231	51	160	22	37	13	0	5	18	0	2	0	18	57	0	0	.306	.712
2023	St. Paul	.271	72	262	56	71	14	1	15	47	0	8	3	50	90	2	2	.384	.888
	MINNESOTA	.213	58	183	26	39	7	3	8	40	0	2	0	27	72	1	1	.311	.727
Minor League Totals		.286	267	985	157	282	58	3	37	151	0	16	14	139	277	9	3	.377	.841
Major League Totals		.222	188	603	77	134	32	3	20	86	0	6	8	76	233	2	1	.315	.699

LARNACH'S CAREER FIELDING RECORD

POSITION	PCT	G	PO	A	E	TC	DP	PB
Outfield	.991	186	308	8	3	319	1	—

LARNACH'S PROFESSIONAL INJURED LIST HISTORY

DATES	INJURY	LEVEL
May 22-June 6, 2023	Pneumonia	Minnesota
June 25-end of 2022 season	Core Muscle Strain	Minnesota
May 8-22, 2022	Right Groin Strain	Minnesota
September 3-end of 2021 season	Left Hand Contusion	Triple-A St. Paul



23

ROYCE LEWIS

IF

H/W: 6-0/213

B/T: R/R

ACQUIRED: 1st RD (1st overall), 2017 MLB Draft

AGE: 24

M.L. SERVICE: 1 year, 143 days

BORN: 6/5/1999 in Aliso Viejo, CA

CONTRACT STATUS: Signed thru 2023

RESIDES: Frisco, TX

PERSONAL: Royce Oliver Lewis...Instagram: @roycelewis...2017 graduate of JSerra Catholic High School in San Juan Capistrano, CA...rated as a top prospect in the 2017 draft by MLB.com...played third base and centerfield at the start of his high school career before playing solely shortstop as a senior...named 2017 Gatorade Player of the Year in California and Trinity League Player of the Year for third consecutive season...also named *Los Angeles Times* High School Player of the Year as a junior in 2016, after hitting .429 with nine doubles and four home runs...named MVP of the 2016 Under Armour All-American Game at Wrigley Field and the Perfect Game All-American Classic MVP at Petco Park...member of the gold medal-winning USA Baseball 18U National Team that defeated Cuba in October for the 2016 COPABE Pan American AAA Championship...his father, William, played football at Fullerton College and Chico State University, and his mother, Cindy, played softball at U.S. International and San José State University...became sixth player ever selected in the draft out of JSerra Catholic High School, and the highest since catcher Austin Hedges was selected by the Padres in the second round in 2011...played a lot of mini golf and bowling during the summer of 2021 while recovering from right ACL surgery, helping fuel his competitive side...assigned uniform number 4 for 2020 and '21 spring training but changed to 23 after the Twins signed Carlos Correa March 20, 2022...participated in 2023 TwinsFest at Target Field in January.

CAREER HIGHS

Hits: 4, 6/9/23 at TOR

RBI: 6, 9/4/23 at CLE

HR: 1, 17x, last 9/18/23 at CIN

GS: 5, last 9/15/23 at CWS

SB: 1, 6x, last 9/15/23 at CWS

Hit-Streak: 8, 6/18-27/23

WALK-OFF HITS/PA

None

MULTI-HR GAMES

None



CAREER HIGHLIGHTS: Hit four grand slams in an 18-game span from August 27-September 15, 2023, the shortest span of games for a player to hit four-plus grand slams, the next four being Don Mattingly (39 games - 1987), Travis Hafner (44 games - 2006), Jim Northrup (45 games - 1968) and Ralph Kiner (48 games - 1945-50)...four grand slams in 2023 set Twins single-season record (since 1961)...hit fifth career grand slam on September 15, 2023 - five career grand slams in 66 career games marked the fewest in MLB history...the only other player in AL/NL to hit five slams before their 150th career game was Rudy York (139)...made major league debut May 6, 2022 vs. Oakland...recorded first major league hit May 6, 2022 vs. Oakland, singling off Kirby Sneed, and first major league home run May 13, 2022, a grand slam, becoming second Twin to hit a grand slam as first career homer (Danny Valencia - 2010)...named top prospect in Twins organization, fastest baserunner, best athlete and best infield arm by *Baseball America*, entering 2023...named as the 82nd-best prospect in baseball by *Baseball America* and 46th-best by MLB.com (first in Twins system) entering the 2022 season...ranked second-best prospect, fastest baserunner and best athlete in Twins system by *Baseball America*, entering 2022...in 2020 ranked No. 2 prospect, best athlete, best defensive infielder and fastest baserunner in Twins system by *Baseball America* (23rd overall prospect in baseball)...also ranked Twins No. 1 prospect by MLB.com (7th in baseball)...entered 2019 season ranked as fifth-best prospect in baseball by MLB.com, eighth best by *Baseball Prospectus* and ninth best by *Baseball America*...named 2019 Florida State League Midseason All-Star with Fort Myers...played for AL Team in the 2019 SiriusXM All-Star Futures Game at Cleveland's Progressive Field...played for Salt River in the 2019 Arizona Fall League; AFL Most Valuable Player, earning AFL Rising Stars Team and Rising Stars MVP awards...named shortest prospect on Twins 2019 MiLB.com organization All-Star team...named top prospect, best hitter for power, fastest baserunner and best athlete in Twins minor league system by *Baseball America* following 2019 season...named 2018 Midwest League Midseason All-Star...named 2018 Low Class-A All-Star by *Baseball America*...named 2018 Midwest League Postseason All-Star...named to Twins 2018 MiLB.com organization All-Star team...named 2018 Midwest League Prospect of the Year...ranked top prospect in Twins system by *Baseball America* following 2018 season.

2023:

- * Placed on 60-day Injured List during spring training on February 26, recovering from ACL surgery on right knee from June of 2022.
- * Played in two games with Double-A Wichita on rehab assignment from May 11-13, then eight games on rehab with Triple-A St. Paul from May 16-27; reinstated on May 29.
- * Homered in first game back with Twins on May 29 at Houston, adding two hits with four RBI on the day.
- * Recorded first career four-hit game on June 9 at Toronto (all singles)...was part of a stretch in which he recorded hits in seven-consecutive at-bats, recording three hits in first three at-bats the next game on June 11 at Toronto.
- * Placed on 10-day Injured List on July 2 with a strained left oblique...played in four games on rehab assignment for St. Paul and reinstated on August 15.
- * Hit safely in season-long eight-straight games from June 18-27, hitting .448 (13-for-29) with one double, two home runs, five RBI and a 1.174 OPS in that span.
- * Hit second career grand slam on August 27 vs. Texas, helping the Twins close a 5-0 deficit and leading to eventual 7-6, 13-inning win.
- * Hit third career grand slam and second in as many games on August 28 vs. Cleveland, becoming first player in Twins/Senators franchise history (since 1901) to hit grand slams in consecutive days...became the 10th player in baseball history with three grand slams as part of his first 10 career home runs, the others being Dom Dallessandro (1941-42), Russ Derry (1944-45), David Eckstein (2001-02), Brian Johnson (1994-96), Justin Maxwell (2007-12), Brian Roberts (2003-05), Shane Spencer (1998), Jim Tabor (1938-39) and Chris Taylor (2016-17).

- * Homered for career-long third-straight game on August 29 vs. Cleveland, part of a stretch in which he homered five times in seven games from August 23-29, including 12 RBI in that span.
- * Hit fourth career grand slam and third of season on September 4 at Cleveland...four career grand slams tied for 11th on Twins all-time list with Bob Allison, Rod Carew, Shane Mack and Eddie Rosario...three grand slams on season tied club single-season record, joining Bob Allison (1961), Rod Carew (1976), Kent Hrbek (1985), Kirby Puckett (1992) and Torii Hunter (2007)...became second player in AL/NL history with four grand slams within his first 13 career homers, joining Chris Taylor...four grand slams in 56 career games is the fastest to that figure in AL/ NL history, the next fastest being the Tigers' Rudy York, who did it in 132 games in 1938.
- * Hit fifth career grand slam and fourth of season on September 15 at Chicago-AL...was fourth grand slam in his last 18 games and one of 16 career home runs at the time...18 games is the shortest span of games for a player to hit four-plus grand slams, the next four being Don Mattingly (39 games - 1987), Travis Hafner (44 games - 2006), Jim Northrup (45 games - 1968) and Ralph Kiner (48 games - 1945-50)...five career grand slams tied for eighth most in club history (since 1961) and the most in a single season...five career grand slams in 66 career games is the fewest in MLB history...the only other player in AL/NL to hit five slams before their 150th career game was Rudy York (139).
- * Drew career-high three walks on September 15 at Chicago-AL.
- * Left game on September 19 at Cincinnati after experiencing pain in his left hamstring during an at-bat...placed on 10-day IL three days later with a left hamstring strain...it was classified as a Grade 1+ so the Twins shut him down for the remainder of the regular season in hopes to preserve health for playoffs.
- * Spent the final week of the season taking live BP with other players rehabbing from injuries to be ready for Postseason.
- * Played 49 games (48 starts) at third base and one game (0 starts) at shortstop on season...led Twins in games played at third base despite playing just 58 games on season.
- * Led the Twins in three-hit games with 10, despite playing in 58 games on season.
- * Hit .371 (39-for-105) with a 1.041 OPS in 27 away games, compared to .250 (28-for-112) with an .808 OPS in 31 home games.
- * Hit .517 (15-for-29) in 0-0 counts with a 1.379 OPS...hit .500 (10-for-20) with a 1.880 OPS after a 2-0 count.
- * Hit .314 (16-for-51) with a .787 OPS vs. left-handed pitching, compared to a .307 (51-for-166) average with a .962 OPS vs. right-handed pitching.
- * Hit .297 (19-for-64) with an .805 OPS after the sixth inning and .361 (13-for-36) with an .897 OPS in close and late situations.
- * Hit .385 (25-for-65) with runners in scoring position and .357 (10-for-28) with RISP and two-outs...hit .545 (6-for-11) with bases loaded.

PROFESSIONAL: Entered 2020 season as ninth-best prospect in baseball according to MLB.com...selected by Minnesota in the first round (1st overall) of the 2017 First-Year Player Draft; signed by scout John Leavitt...one of three players in club history to be selected first overall, joining catcher Joe Mauer in 2001 and right-handed pitcher Tim Lincecum in 1983 (did not sign).

LEWIS' PLAYING RECORD

YEAR	CLUB	AVG	G	AB	R	H	2B	3B	HR	RBI	SH	SF	HB	BB	SO	SB	CS	OBP	OPS
2017	GCL Twins	.271	36	133	38	36	6	2	3	17	0	0	7	19	17	15	2	.390	.804
	Cedar Rapids	.296	18	71	16	21	2	1	1	10	0	1	2	6	16	3	1	.363	.757
2018	Cedar Rapids	.315	75	295	50	93	23	0	9	53	1	4	3	24	49	22	4	.368	.853
	Fort Myers	.255	46	188	33	48	6	3	5	21	0	0	1	19	35	6	4	.327	.726
2019	Fort Myers	.238	94	383	55	91	17	3	10	35	0	5	3	27	90	16	8	.289	.665
	Pensacola	.231	33	134	18	31	9	1	2	14	0	2	1	11	33	6	2	.291	.649
2020	SPENT SEASON AT ALTERNATE TRAINING SITE IN ST. PAUL, MN																		
2021	MISSED ENTIRE SEASON DUE TO INJURY																		
2022	St. Paul	.313	34	131	30	41	12	1	5	14	0	1	3	18	32	12	2	.405	.940
	MINNESOTA	.300	12	40	5	12	4	0	2	5	0	0	0	1	5	0	0	.317	.867
	Wichita	.333	2	6	3	2	1	0	0	1	0	0	1	1	3	2	0	.500	1.000
2023	St. Paul	.356	12	45	11	16	1	0	6	13	0	1	0	5	13	3	1	.412	1.190
	MINNESOTA	.309	58	217	36	67	7	0	15	52	0	0	2	20	55	6	1	.364	.921
	Minor League Totals	.273	350	1386	254	379	77	11	41	178	2	14	21	130	288	85	24	.342	.776
Major League Totals	.307	70	257	41	79	11	0	17	57	0	0	2	21	60	6	1	.364	.913	

LEWIS' CAREER FIELDING RECORD

POSITION	PCT	G	PO	A	E	TC	DP	PB
Third Base	.955	49	32	73	5	110	11	—
Shortstop	.955	12	13	29	2	42	5	—
Outfield	1.000	1	3	0	0	3	0	—
Totals	.955	62	48	102	7	155	15	—

LEWIS' PROFESSIONAL INJURED LIST HISTORY

DATES	INJURY	LEVEL
September 22-end of 2023 regular season	Strained Left Hamstring	Minnesota
July 2-August 15, 2023	Left Oblique Strain	Minnesota
May 30-end of 2022 season	Right ACL Surgery	Minnesota
May 4-end of 2021 season	Right ACL Surgery	Double-A Wichita



49 PABLO LÓPEZ

RHP

H/W: 6-4/214

B/T: L/R

ACQUIRED: Trade with MIA, 1/20/23

AGE: 27

M.L. SERVICE: 5 years, 94 days

BORN: 3/7/1996 in Cabilmas, Venezuela

CONTRACT STATUS: Signed thru 2023

RESIDES: Cabilmas, Venezuela

PERSONAL: Pablo Jose López Serra...X: @pablojoselopez...Instagram: @jplopezerra...wife, Kaylee...has dog named Bennie, who has an Instagram account: @bennielopez249...both his mother and father were doctors; was accepted into medical school at the age of 16, but opted to pursue his baseball career... López spoke four languages when he graduated high school: Spanish, English, Italian and Portuguese... his English and Spanish remain fluent, but in the years since graduating he has lost some of his Italian and Portuguese skills...participated in 2023 TwinsFest at Target Field in January.

CAREER HIGHLIGHTS: Twins are third organization (Seattle - 2013-17 and Miami - 2017-22)...selected to AL All-Star team in 2023...Twins Opening Day starter on March 30 at Kansas City...retired 23-straight batters on April 11, 2023 vs. Chicago-AL, third-longest streak in Twins history (Jack Kralick - 25, Scott Baker - 24)...struck out career-high 14 batters on September 10, 2023 vs. New York-NL, while issuing no walks; fourth time in club history for a pitcher to strike out at least 14 with out a walk (Johan Santana - 2004 & '07 and Bert Blyleven - 1986)...selected to pitch for Team Venezuela in the 2023 World Baseball Classic...NL Pitcher of the Month in April 2022...489 career strikeouts with Miami are 12th on the club's all-time list...became 16th pitcher in Marlins history to reach 500.0 innings pitched in 2022...set a major league record with nine consecutive strikeouts to start a game on July 11, 2021 against Atlanta...2020 Marlins Charlie Hough Good Guy Award winner...made major league debut on June 30, 2018 vs. New York-NL and earned first career victory...2018 Southern League All-Star.

POSTSEASON CAREER: Made one Postseason start for Miami in 2020...started Game 2 of the Division Series against Atlanta...worked 5.0 innings, allowing three hits and two runs while striking out seven and was dealt the loss.

2023:

- Acquired by the Twins on January 20, with minor leaguers Byron Chourio and Jose Salas, in exchange for Luis Arraez.
- Pitched for Team Venezuela in World Baseball Classic in March, making one start against Puerto Rico at loanDepot Park in Miami, allowing one run on two hits in 4.2 innings pitched, earning the win.
- Was Twins Opening Day starter on March 30 at Kansas City, pitching 5.1 shutout innings, with two hits allowed, three walks and eight strikeouts in a Twins 2-0 victory...became second Venezuelan-born starter for Twins in club history joining Johan Santana (2006 & '07)...became first starter to win Opening Day road start since Brad Radke in 2001.
- Struck out 10 batters in third start on April 11 vs. Chicago-AL (7.2 IP), the fifth time in career reaching double-digit strikeout totals...matched 10 strikeouts again on June 24 at Detroit (6.0 IP).
- Retired 23-straight batters on April 11 vs. Chicago-AL, third-longest stretch for a Twins starter or reliever during any stretch of a single game, behind Jack Kralick's 25 (8/26/62 vs. KCA) and Scott Baker's 24 (8/31/07 vs. KCR).
- Signed four-year contract through 2027 season on April 21 after starting season 1-1, 1.73 ERA (26.0 IP, 5 ER) with six walks, 33 strikeouts and a 0.81 WHIP in first four starts from March 30-April 16.
- Pitched first career complete-game shutout on July 5 vs. Kansas City, allowing four hits with no walks, while striking out a then-career high 12 batters...one of four times on season to reach double-digit strikeout totals.
- Finished first half of season with 138 strikeouts, tied for fourth most in club history Pre-ASG with Johan Santana's 2006 total, and trailing 151 by Bert Blyleven in 1973, 143 by J. Santana in 2005 and 142 by Blyleven in 1974.
- Named to American League All-Star Team, first of career...pitched top of ninth inning, inducing a fly ball to Geraldo Perdomo, a single to Juan Soto, struck out Pete Alonso, allowed a single to Nick Castellanos and struck out Elias Diaz.
- Posted 19.0-scoreless inning streak from August 1-18, second longest for a Twin in 2023 (Griffin Jax - 19.1)...also won a career-best four-straight starts in that span, going 4-0 with a 0.36 ERA (25.0 IP, 1 ER).
- Went 4-1, 2.00 ERA (36.0 IP, 8 ER) with seven walks and 36 strikeouts in six starts in August, his lowest ERA in any month (counting March/April as one) on the season.
- Tied single-season career high and earned 10th win of season on September 4 at Cleveland, allowing one run on eight hits in 6.0 innings pitched in a Twins 20-6 victory...supported with 18 runs, most for a Twins starter since Francisco Liriano (19 - 7/26/10 vs. KC).
- Struck out career-high 14 batters on September 10 vs. New York-NL, pitching 8.0 shutout innings with two hits allowed and two walks in a Twins 2-0 defeat...most strikeouts for a Twin since Francisco Liriano (15 vs. OAK in 2012)...fourth time in club history for a pitcher to strikeout 14-plus and not issue a walk, joining Johan Santana (2004 and 2007) and Bert Blyleven (1986).

CAREER HIGHS

IP: 9.0, 7/5/23 vs. KC
SO: 14, 9/10/23 vs. NYM
Walks: 5, 8/26/18 vs. ATL
CG: 7/5/23 vs. KC
Low-Hit CG: 4, 7/5/23 vs. KC
Win-Streak: 4, 2x, last 8/1-18/23



- * Struck out 200th batter of season on September 10 vs. New York-AL, fanning Francisco Lindor...became 10th pitcher in club history (since 1961) to reach the 200-strikeout mark, first since José Berríos (202) in 2018.
- * Set new career-high with 11th win on September 23 vs. Los Angeles-AL, allowing three runs on five hits in 6.0 innings pitched, with one walk and seven strikeouts in a Twins 8-6 victory...the win was also the AL Central division title clincher for Minnesota.
- * From June 7 to end of season, went 7-3, 3.03 ERA (92.0 IP, 31 ER) with 18 walks and 108 strikeouts in 15 starts (Twins 10-5).
- * Pitched 6.0-plus innings in 21 of 32 starts and 7.0-plus in eight starts.
- * Struck out eight-plus batters 14 times in 32 starts.
- * Was supported with three runs-or-less in 22 of 32 starts.
- * Twins went 19-13 in his starts.
- * Held opponents to a .195 batting average with runners in scoring position.
- * Went 6-5, 3.10 ERA (95.2 IP, 33 ER) in 16 road starts, compared to 5-3, 4.21 ERA (98.1 IP, 46 ER) in 16 home starts.
- * Held right-handed hitters to a .205 batting average with a .597 OPS, compared to a .271 average with a .754 OPS vs. left-handed batters.
- * Set career-highs in wins (11), innings pitched (194.2), quality starts (20), strikeouts (234), strikeouts-per-9.0 innings pitched (10.9), strikeouts-per-walk (4.9) and tied career-high in starts (32).
- * Ranked second in AL in strikeouts (234), trailing only Kevin Gausman (237).
- * Held opponents to a .173 batting average on Sweeper, which he threw 646 times...posted an xBA of .219 on 4-Seam Fastball, a pitch he threw 1,043 times.
- * Finished with 234 strikeouts, tied with Dean Chance's 1968 total for seventh most in club history...234 strikeouts were the most since Johan Santana struck out 235 in 2007.
- * Was the Twins winner of the MLBPA Heart and Hustle Award.

PROFESSIONAL: Originally signed by Seattle as international free agent on July 4, 2013; signed by scouts Bob Engle and Emilio Carrasquel...acquired by Miami along with outfielder Brayan Hernandez, right-handed pitcher Brandon Miller, and right-handed pitcher Lukas Schiraldi from Seattle in exchange for right-handed pitcher David Phelps on July 20, 2017...acquired by Minnesota from Miami on January 20, 2023 with outfielder Byron Chourio and infielder Jose Salas, in exchange for infielder/outfielder Luis Arraez.

LÓPEZ'S PLAYING RECORD

YEAR	CLUB	W-L	ERA	G	GS	CG	SHO	SV	IP	H	R	ER	HR	HB	BB	SO	WP	K/9	BAA	
2013	VZL Mariners	7-1	2.57	12	12	0	0	0	66.2	51	25	19	2	5	11	38	5	5.1	.209	
2014		INJURED - DID NOT PITCH																		
2015	VZL Mariners	2-1	3.13	12	3	0	0	0	37.1	37	20	13	1	3	6	26	3	6.3	.248	
2016	Clinton	7-1	2.13	17	13	0	0	0	84.1	68	22	20	4	3	9	56	3	6.0	.219	
2017	Modesto	5-8	5.04	19	18	0	0	0	100.0	113	63	56	6	2	13	89	7	8.0	.279	
	Jupiter	0-3	2.18	8	6	0	0	0	45.1	42	13	11	0	5	7	32	3	6.4	.251	
2018	Jacksonville	1-2	0.62	8	8	0	0	0	43.2	30	6	3	3	1	8	51	3	10.5	.184	
	New Orleans	1-1	3.38	4	4	0	0	0	18.2	16	9	7	3	3	4	15	2	7.2	.222	
	MIAMI	2-4	4.14	10	10	0	0	0	58.2	56	28	27	8	4	18	46	2	7.1	.252	
2019	Jacksonville	0-3	2.16	3	3	0	0	0	5.0	13	12	12	3	1	4	6	2	10.8	.464	
	New Orleans	0-0	1.93	2	2	0	0	0	9.1	10	3	2	0	0	3	10	0	9.6	.278	
	MIAMI	5-8	5.09	21	21	0	0	0	111.1	111	64	63	15	11	27	95	6	7.7	.261	
2020	MIAMI	6-4	3.61	11	11	0	0	0	57.1	50	27	23	4	2	18	59	0	9.3	.230	
2021	Jacksonville	0-0	0.00	2	2	0	0	0	5.0	1	0	0	0	1	0	5	0	9.0	.067	
	MIAMI	5-5	3.07	20	20	0	0	0	102.2	89	37	35	11	7	26	115	3	10.1	.233	
2022	MIAMI	10-10	3.75	32	32	0	0	0	180.0	157	78	75	21	8	53	174	4	8.7	.234	
2023	MINNESOTA	11-8	3.66	32	32	1	1	0	194.0	176	81	79	24	9	48	234	7	10.9	.238	
	Minor League Totals	23-20	3.10	87	71	0	0	0	415.1	381	173	143	22	24	65	328	28	7.1	.240	
	Major League Totals	39-39	3.86	126	126	1	1	0	704.0	639	315	302	83	41	190	723	22	9.2	.241	

LÓPEZ'S DIVISION SERIES RECORD

YEAR	OPPONENT	W-L	ERA	G	GS	CG	SHO	SV	IP	H	R	ER	HR	HB	BB	SO	WP	K/9	BAA
2020	Atlanta	0-1	3.60	1	1	0	0	0	5.0	3	2	2	2	0	0	7	0	12.6	.158

LÓPEZ'S BATTING RECORD

BATTING	AVG	AB	R	H	2B	3B	HR	RBI	SH	SF	HBP	BB	SO	SB	OBP	OPS
Career	.131	84	4	11	4	0	0	3	4	0	0	1	44	0	.141	.320

LÓPEZ'S ALL-STAR GAME RECORD

YEAR	HOST	W-L	ERA	G	GS	CG	SHO	SV	IP	H	R	ER	HR	HB	BB	SO	WP	K/9	BAA
2023	Seattle	0-0	0.00	1	0	0	0	0	1.0	2	0	0	0	0	0	2	0	18.0	.400

LÓPEZ'S WORLD BASEBALL CLASSIC RECORD

YEAR	CLUB	W-L	ERA	G	GS	CG	SHO	SV	IP	H	R	ER	HR	HB	BB	SO	WP	K/9	BAA
2023	Venezuela	1-0	1.93	1	1	0	0	0	4.2	2	1	1	1	0	0	6	0	11.6	.125

LÓPEZ'S CAREER FIELDING RECORD

POSITION	PCT	G	PO	A	E	TC	DP	PB
Pitcher	.966	126	48	67	4	119	6	—

LÓPEZ'S PROFESSIONAL INJURED LIST HISTORY

DATES	INJURY	LEVEL
July 14-end of 2021 season.....	Right Rotator Cuff Strain.....	Miami.....
June 16-August 26, 2019.....	Right Shoulder Strain.....	Miami.....
September 1-end of 2018 season.....	Right Shoulder Strain.....	Miami.....
April 5-21, 2018.....	Right Elbow Contusion.....	Double-A Jacksonville.....

LÓPEZ'S GAME LOGS

DATE	OPP.	W	L	SV	SVO	HLD	ERA	GS	CG	IP	H	R	ER	HR	BB	IBB	HB	SO	AVG	#PIT	
3/30	@KC	1	0	0	0	0	0.00	1	0	5.1	2	0	0	0	3	0	1	8	.118	85	
4/5	@Mia	0	0	0	0	0	0.73	1	0	7.0	3	1	1	1	1	0	0	8	.128	88	
4/11	CWS	0	0	0	0	0	1.35	1	0	7.2	3	2	2	0	1	0	0	10	.123	98	
4/16	@NYY	0	1	0	0	0	1.73	1	0	6.0	7	2	2	2	1	1	0	1	7	.167	103
4/22	Was	0	1	0	0	0	3.00	1	0	4.0	8	5	5	0	2	0	2	6	.213	83	
4/28	KC	1	0	0	0	0	4.00	1	0	6.0	8	6	6	1	1	0	0	7	.233	92	
MARCH/APRIL TOTALS		2	2	0	0	0	4.00	6	0	36.0	31	16	16	3	9	0	4	46	.233	549	
5/4	@CWS	0	0	0	0	0	3.77	1	0	7.0	6	2	2	1	1	0	0	8	.231	101	
5/10	SD	0	0	0	0	0	3.47	1	0	6.1	2	1	1	1	4	0	1	8	.219	98	
5/15	@LAD	0	0	0	0	0	4.00	1	0	4.2	5	5	5	3	0	0	0	4	.222	92	
5/21	@LAA	0	1	0	0	0	3.90	1	0	6.0	5	2	2	0	3	1	0	9	.223	101	
5/27	Tor	1	0	0	0	0	4.11	1	0	5.2	5	4	4	2	3	0	0	6	.224	88	
MAY TOTALS		1	1	0	0	0	4.25	5	0	29.2	23	14	14	7	11	0	1	35	.213	480	
6/1	Cle	0	0	0	0	0	4.54	1	0	5.2	8	6	6	0	1	0	0	5	.233	88	
6/7	@TB	0	0	0	0	0	4.25	1	0	7.0	5	1	1	1	1	0	0	6	.230	92	
6/13	Mil	0	0	0	0	0	4.27	1	0	6.0	4	3	3	0	1	0	0	9	.226	97	
6/19	Bos	0	1	0	0	0	4.40	1	0	5.2	6	5	4	0	3	0	1	9	.228	104	
6/24	@Det	0	1	0	0	0	4.41	1	0	6.0	7	3	3	0	1	0	0	10	.232	100	
6/30	@Bal	1	0	0	0	0	4.24	1	0	6.0	3	1	1	1	3	0	0	6	.227	100	
JUNE TOTALS		1	2	0	0	0	4.46	6	0	36.1	33	19	18	2	10	0	1	45	.232	581	
7/5	KC	1	0	0	0	0	3.89	1	1	9.0	4	0	0	0	0	0	0	12	.220	100	
7/15	@Oak	0	0	0	0	0	4.24	1	0	5.2	8	7	7	2	3	0	0	7	.227	106	
7/20	@Sea	0	1	0	0	0	4.22	1	0	5.0	6	2	2	1	2	0	0	7	.230	98	
7/25	Sea	0	0	0	0	0	4.13	1	0	7.0	6	2	2	2	1	0	0	8	.230	94	
JULY TOTALS		1	1	0	0	0	3.71	4	0	26.2	24	11	11	5	6	0	0	34	.240	398	
8/1	@StL	1	0	0	0	0	4.01	1	0	6.0	4	1	1	0	0	0	0	5	.228	94	
8/7	@Det	1	0	0	0	0	3.81	1	0	7.0	5	0	0	0	0	0	0	8	.226	96	
8/12	@Phi	1	0	0	0	0	3.66	1	0	6.0	4	0	0	0	1	0	0	7	.225	92	
8/18	Pit	1	0	0	0	0	3.51	1	0	6.0	6	0	0	0	2	0	1	7	.226	99	
8/24	Tex	0	0	0	0	0	3.69	1	0	5.0	10	5	5	3	1	0	0	4	.234	91	
8/29	Cle	0	1	0	0	0	3.66	1	0	6.0	8	3	2	1	3	0	0	5	.237	97	
AUGUST TOTALS		4	1	0	0	0	2.00	6	0	36.0	37	9	8	4	7	0	1	36	.262	569	
9/4	@Cle	1	0	0	0	0	3.59	1	0	6.0	8	1	1	0	3	0	0	3	.240	89	
9/10	NYM	0	0	0	0	0	3.43	1	0	8.0	2	0	0	0	0	0	2	14	.234	106	
9/16	@CWS	0	1	0	0	0	3.58	1	0	5.0	8	5	5	2	0	0	0	8	.238	85	
9/22	LAA	1	0	0	0	0	3.61	1	0	6.0	5	3	3	1	1	0	0	7	.238	90	
9/27	Oak	0	0	0	0	0	3.66	1	0	4.1	5	3	3	0	1	0	0	6	.238	778	
SEPTEMBER TOTALS		2	1	0	0	0	3.68	5	0	29.1	28	12	12	3	5	0	2	38	.246	447	



16

JORDAN LUPLOW

OF/1B

H/W: 5-11/195 **B/T:** R/R
OPENING DAY AGE: 29
BORN: 9/26/1993 in Visalia, CA
RESIDES: Chandler, AZ

ACQUIRED: Claimed off waivers from TOR, 8/4/23
M.L. SERVICE: 5 years, 24 days
OPTIONS USED: 2 of 3
CONTRACT STATUS: Signed thru 2023

PERSONAL: Jordan Thomas Luplow (pronounced LOOP-low)...Instagram/X: @j_luppp...graduated from Buchanan High School in Clovis, CA in 2011 before attending Fresno State University...helped the Bulldogs to a WAC Tournament title as a freshman in 2012, hitting a walk-off single in the 13th inning of the championship game...was named Mountain West Player of the Year as a junior in 2014, hitting .377 with 21 doubles, nine home runs and 48 RBI in 57 games...was also named a second-team All-American in 2014 by *Baseball America*, the American Baseball Coaches Association and Perfect Game...was teammate of New York-AL's Aaron Judge at Fresno State from 2012-13...hobbies include fishing, golfing, ping pong and longboarding...favorite TV show is *That '70's Show*.

CAREER HIGHLIGHTS: Made major league debut with Pittsburgh on July 28, 2017 at San Diego, going 0-for-3...recorded his first hit (infield single) and home run in the same game on September 2, 2017 vs. Cincinnati...hit a walk-off homer off Gio González for Cleveland on September 23, 2020 vs. Chicago-AL, his first career walk-off plate appearance...also hit a walk-off homer on April 26, 2021 vs. Minnesota, a two-run blast off Alex Colomé.

POSTSEASON CAREER: Has appeared in five Postseason games across two seasons...appeared as a pinch hitter for Cleveland in Game 2 of the 2020 American League Wild Card Series vs. New York-AL, going 1-for-2 with one double and two RBI...also played in all four games for Tampa Bay in the 2021 ALDS vs. Boston, going 2-for-7 with one double, one home run, four RBI and two runs scored...hit a grand slam off Chris Sale in the first inning of Game 2, a 14-6 Rays' defeat.

2023:

- ✦ Was in spring training with Atlanta after signing as a minor league free agent on December 19, 2022...went 3-for-10 in three games for Triple-A Gwinnett before being designated for assignment on April 3.
- ✦ Claimed off waivers by Toronto on April 5 and made his 2023 MLB debut with the Blue Jays on April 7 at Los Angeles-AL...went 0-for-6 in four games before being optioned to Triple-A Buffalo.
- ✦ Contract was selected by Toronto on July 19...went 3-for-8 in three games with the Blue Jays before being designated for assignment on August 1.
- ✦ Claimed off waivers by Minnesota on August 4 and joined the Twins' major league roster...hit an RBI single in his first plate appearance with Minnesota on August 5 vs. Arizona.
- ✦ Tied his career high with three hits on August 7 vs. Detroit...hit his first MLB home run of 2023 on August 13 at Philadelphia in Minnesota's 3-0 victory.
- ✦ Gave Minnesota a 2-1 lead with a seventh-inning two-run home run on August 1 at Texas in the Twins' 5-1 win at Globe Life Field.
- ✦ Optioned to Triple-A St. Paul on September 18...did not play and returned to Minnesota, being recalled on September 22 (Royce Lewis - IL).
- ✦ Made pitching appearance on final day of season on October 1 at Colorado, entering the game in 11th inning in a 2-2 tie and was issued the loss, allowing a run to score on wild pitch.

PROFESSIONAL: Selected by Pittsburgh in the third round of the 2014 First-Year Player Draft out of Fresno State University...traded to Cleveland alongside infielder Max Moroff on November 14, 2018, in exchange for right-handed pitchers Dante Mendoza and Tahnaj Thomas and infielder Erik González...traded to Tampa Bay alongside right-handed pitcher DJ Johnson on July 30, 2021, in exchange for right-handed pitcher Peyton Battenfeld...traded to Arizona on November 26, 2021 in exchange for infielder Ronny Simon...signed as a minor league free agent by Atlanta on December 19, 2022...claimed off waivers by Toronto on April 5, 2023...claimed off waivers by Minnesota on August 4, 2023.

CAREER HIGHS

Hits: 3, 7x, last 8/7/23 at DET

RBI: 5, 4/10/21 vs. DET

HR: 2, 6x, last 6/17/22 vs. MIN

GS: --

SB: 2, 5/7/22 vs. COL

Hit-Strike: 6, 6/14-6/21/19

WALK-OFF HITS/PA

9/23/20 vs. CHW (HR)

4/26/21 vs. MIN (HR)

MULTI-HR GAMES

7/14/18 vs. MIL

5/9/19 vs. CWS

5/14/19 at CWS

9/28/19 at WAS

5/1/22 at STL

6/17/22 vs. MIN

LUPLOW'S PROFESSIONAL INJURED LIST HISTORY

DATES	INJURY	LEVEL
May 17-June 13, 2023	Left Hamstring Strain	Triple-A Buffalo
April 7-25, 2022	Right Oblique Strain	Arizona
May 28-August 28, 2021	Left Ankle Sprain	Cleveland/Tampa Bay
August 6-September 2, 2019	Right Hamstring Strain	Cleveland

LUPLOW'S BATTING RECORD

YEAR	CLUB	AVG	G	AB	R	H	2B	3B	HR	RBI	SH	SF	HBP	BB	SO	SB	CS	OBP	OPS
2014	Jamestown	.277	62	220	31	61	12	1	6	30	6	3	3	27	44	10	6	.360	.782
2015	West Virginia	.264	106	465	74	103	36	3	12	67	6	4	6	59	67	11	2	.366	.830
2016	Bradenton	.254	104	425	63	90	23	3	10	54	1	6	4	60	78	6	2	.363	.784
2017	Altoona	.287	73	254	45	73	15	0	16	37	0	1	4	29	45	1	3	.368	.904
	Indianapolis	.325	44	160	29	52	7	1	7	19	0	1	5	16	36	4	1	.401	.914
	PITTSBURGH	.205	27	78	6	16	3	1	3	11	0	1	2	6	22	0	1	.276	.661
2018	Indianapolis	.287	88	314	41	90	25	3	8	49	0	2	2	39	64	7	2	.367	.829
	PITTSBURGH	.185	37	92	16	17	1	3	3	7	0	0	1	10	18	2	2	.272	.631
2019	Columbus	.311	13	45	12	14	3	0	2	7	0	0	2	10	14	2	1	.456	.967
	CLEVELAND	.276	85	225	42	62	15	1	15	38	0	1	2	33	61	3	2	.372	.923
2020	CLEVELAND	.192	29	78	8	15	5	1	2	8	0	1	1	12	19	0	1	.304	.663
2021	FCL Rays	.800	1	5	2	4	1	0	1	3	0	0	0	0	0	1	0	.800	2.400
	ACL Indians	.333	3	3	3	1	0	0	0	0	0	0	0	4	0	0	0	.714	1.048
	Columbus	.261	8	23	6	6	4	0	2	7	0	0	0	5	4	0	0	.393	1.089
	Durham	.182	7	22	2	4	1	0	0	2	0	0	0	5	6	0	1	.333	.561
	CLEVELAND	.174	36	98	12	17	5	0	7	20	0	0	2	21	31	0	2	.331	.769
	TAMPA BAY	.246	26	65	11	16	3	0	4	8	0	0	0	7	26	1	0	.319	.796
2022	Reno	.289	10	45	10	13	3	0	6	14	0	0	1	2	9	0	0	.333	1.089
	ARIZONA	.176	83	205	26	36	5	0	11	28	0	1	3	25	60	5	1	.274	.635
2023	FCL Blue Jays	.125	3	8	0	1	0	0	0	0	0	0	0	1	2	0	0	.222	.347
	Buffalo	.239	48	176	27	42	11	0	8	31	0	3	4	25	35	2	0	.341	.779
	Gwinnett	.300	3	10	2	3	0	0	0	3	0	1	1	2	2	0	1	.429	.729
	TORONTO	.214	7	14	1	3	0	0	0	1	0	0	0	3	8	0	0	.353	.567
	MINNESOTA	.206	32	63	10	13	3	0	2	4	0	0	1	9	19	2	1	.315	.664
	Minor League Totals	.275	573	2029	347	557	141	11	78	323	13	21	32	284	406	44	19	.369	.839
	Major League Totals	.212	361	918	132	195	40	6	47	125	0	4	12	126	264	13	10	.314	.747

LUPLOW'S WILD CARD SERIES RECORD

YEAR	OPPONENT	AVG	G	AB	R	H	2B	3B	HR	RBI	SH	SF	HBP	BB	SO	SB	CS	OBP	OPS
2020	New York-AL	.500	1	2	0	1	1	0	0	2	0	0	0	0	0	0	0	.500	1.500

LUPLOW'S DIVISION SERIES RECORD

YEAR	OPPONENT	AVG	G	AB	R	H	2B	3B	HR	RBI	SH	SF	HBP	BB	SO	SB	CS	OBP	OPS
2021	Boston	.286	4	7	2	2	1	0	1	4	0	0	0	1	4	0	0	.375	1.232

LUPLOW'S CAREER FIELDING RECORD

POSITION	PCT	G	PO	A	E	TC	DP	PB
Outfield	.991	286	428	22	4	454	4	—
First Base	1.000	21	106	7	0	113	9	—
Third Base	1.000	2	0	1	0	1	0	—
Totals	.993	309	534	30	4	564	13	—

LUPLOW'S PITCHING RECORD

YEAR	CLUB	W-L	ERA	G	GS	CG	SH	SV	IP	H	R	ER	HR	HB	BB	SO	WP	K/9	BAA
2021	Tampa Bay	0-0	9.00	1	0	0	0	0	1.0	2	1	1	1	0	0	0	0.0	.400	
2023	Minnesota	0-1	13.50	2	0	0	0	0	1.1	1	3	2	1	1	0	0	1.0	.200	
Totals		0-1	11.57	3	0	0	0	0	2.1	3	4	3	2	1	0	0	1	0.0	.300



18

KENTA MAEDA

RHP

H/W: 6-2/195 **B/T:** R/R
AGE: 35
BORN: 4/11/1988 in Osaka, Japan
RESIDES: Tokyo, Japan

ACQUIRED: Trade with LAD, 2/10/20
M.L. SERVICE: 8 years
CONTRACT STATUS: Signed thru 2023

PERSONAL: Kenta Maeda (pronounced mah-EH-da)...Instagram: @18_maeken...wife, Saho...the couple has a daughter and a son...nickname is "Maeken," a merger of his first and last names...when he first came up playing in Japan, there were five players named Kenta on his team, and he needed to distinguish himself; "Maeken" is also the name of a famous Japanese comedian...pitched for Team Japan in the 2015 World Baseball Softball Confederation (WBSC) Premier12 tournament and the 2013 World Baseball Classic, where he was selected to the All-Tournament team...is famous in Japan for his inability to draw and sell, so he has to appeal with his drawings on it; the proceeds benefit first responders and medical personnel in Japan fighting the COVID-19 pandemic...favorite player growing up was Ichiro Suzuki; Maeda had the privilege of facing him in 2016 in his MLB rookie season with Los Angeles-NL and struck him out the first time (held him to 1-for-6 lifetime)...uses Japanese interpreter Daichi Sekizaki...if he wasn't a baseball player, he would be a teacher...participated in 2023 TwinsFest at Target Field.

CAREER HIGHS

IP: 8.1, 5/10/17 vs. PIT
SO: 13, 7/10/16 vs. SD
WGS: 5, 2x, last 6/29/21 at CWS
CG: --
Low-Hit CG: --
Win-Streak: 5, 2x, last 7/7-8/13/17



CAREER HIGHLIGHTS: Missed entire 2022 season recovering from Tommy John surgery on right elbow...named starting pitcher on 2020 All-MLB Second Team...finished second to Cleveland's Shane Bieber (unanimous) in 2020 American League Cy Young Award voting with 92 total voting points (18 second place, four third place, two fourth place and four fifth place)...named 2020 Joseph W. Haynes Award winner for Twins Pitcher of the Year, an award voted on by the Twin Cities Chapter of the BBWAA...made the start in Game 1 of AL Wild Card Series vs. Houston September 29, 2020...his cap from the game was donated to the National Baseball Hall of Fame and Museum, since he threw the first official pitch of the adjusted playoff format...pitched 8.0 no-hit innings August 18, 2020 at Target Field against Milwaukee before the bid was broken up in the ninth by Eric Sogard's leadoff single and became just the third pitcher in Twins/Senators history to strike out at least 12 hitters and allow one-or-fewer hits (also Eric Milton, 9/11/1999 vs. Anaheim; Walter Johnson, 5/23/1924 vs. Chicago-AL)...set Twins record with eight-straight strikeouts from the third to fifth innings August 18, 2020 vs. the Brewers, falling one shy of the AL record (accomplished by many), and two shy of Tom Seaver's (NYM) MLB record of 10...previous Twins high of seven was held by Jim Merritt (7/21/1966 vs. Washington) and Francisco Liriano (6/11/2010 vs. Atlanta)...picked up 150th career win as a professional September 23, 2020 vs. Detroit (includes MLB and NPB totals)...in 2020, set a Twins/Senators franchise record for strikeouts-per-9.0 innings pitched at 10.80, passing Johan Santana's 2004 mark of 10.46...in 2020, became the third Japanese-born player in Twins franchise history, after Micheal Nakamura (2003) and Tsuyoshi Nishioka (2011-12)...recorded his first career save in his first career relief appearance June 9, 2017 (4.0 IP, 3 H, 1 ER, 6 K)...his 16 wins in 2016 were the second-most wins ever by a Los Angeles-NL rookie, behind only Rick Sutcliffe (17-10, 1979), and tied for the second most ever in a single season by a Japanese pitcher...led qualifying MLB rookie starting pitchers in starts (32), wins (16), opponents' batting average (.229), WHIP (1.14), innings pitched (175.2) and strikeout-to-walk ratio (3.58)...made his MLB debut April 6, 2016 at San Diego, earning the win with 6.0 scoreless innings and hitting a solo homer in his second big league at-bat...named to the 2016 *Baseball America* Major League All-Rookie Team, and finished third in the NL Rookie of the Year voting.

POSTSEASON CAREER: Is 2-1, 2.87 ERA (37.2 IP, 12 ER) in 25 career Postseason games (4 starts), with 44 strikeouts and a 10.5 K/9.0 IP...his 25 career Postseason games are third most among Japanese-born players in major league history, behind Hideki Matsui (56) and So Taguchi (30)...**2020:** Made the start in Game 1 of AL Wild Card Series vs. Houston September 29, pitching 5.0 scoreless innings with two hits allowed, three walks and five strikeouts in a Twins 4-1 defeat...his cap from the game was donated to the National Baseball Hall of Fame and Museum, since he threw the first official pitch of the adjusted playoff format...**2019:** Made four scoreless relief appearances for Los Angeles-NL in the NLDS, allowing one hit and striking out seven batters in 4.2 innings...**2018:** Posted a 4.05 ERA (6.2 IP, 3 ER) in eight relief outings for the Dodgers...struck out 10 batters, including five in 2.0 innings of relief in Game 3 of the World Series vs. Boston...**2017:** Went 2-0 with a 0.84 ERA (10.2 IP, 1 ER) in nine relief appearances across three rounds of Postseason play...his ERA tied for second lowest among all pitchers that Postseason (min. 10.0 IP)...**2016:** Started thrice for Los Angeles-NL in the NLDS and NLCS, posting a 6.75 ERA (10.2 IP, 8 ER), with seven walks and 12 strikeouts.

2023:

- Began season in Twins' rotation as club's fifth starter, making first start on April 4 at Miami, allowing one run on three hits in 5.0 innings pitched, with no walks and nine strikeouts.
- Set career highs with 11 hits and 10 runs (all earned) in 3.0 innings pitched on April 26 vs. New York-AL as the Twins lost 12-6.
- Placed on 15-day Injured List on April 29 with a strained right triceps; made four rehab starts with Triple-A St. Paul from May 30-June 16 and was reinstated on June 23.
- Earned first win of season in fifth start on June 23 at Detroit, snapping four-game losing streak to start.
- Matched season high with nine strikeouts two more times: July 4 vs. Kansas City (7.0 IP) and July 19 at Seattle (6.1 IP).
- Pitched career innings 790.1 and 790.2 on July 24 vs. Seattle which tied and passed Daisuke Matsuzaka (790.1 IP) on the all-time innings pitched list among Japanese-born major leaguers, moving Maeda into sole possession of sixth place.
- Went 1-1, 2.93 ERA (27.2 IP, 9 ER) with nine walks and 39 strikeouts in five July starts...his 39 strikeouts ranked sixth most in the AL.
- Struck out 900th career batter, fanning Geraldo Perdomo in the first inning on August 5 vs. Arizona.



- * After starting the season 0-4, 9.00 ERA (16.0 IP, 16 ER) in first four starts, went 6-3, 3.39 ERA (85.0 IP, 32 ER) in final 16 starts and allowed just two runs-or-fewer in 11 of those outings.
- * Earned the win in three-straight starts from September 9-19...finished September going 3-0, 2.82 ERA (22.1 IP, 7 ER) in four starts.
- * Moved to the bullpen to make one relief appearance during Twins final week, to be ready to pitch out of 'pen for Postseason...first appearance out of bullpen was on September 28 vs. Oakland, his first in such role since Game 5 of the NLDS on October 9, 2019 with Los Angeles-NL.
- * Held right-handed hitters to a .237 average with a .747 OPS, compared to .241 average with a .691 OPS vs. left-handers.

PROFESSIONAL: Acquired from Los Angeles-NL on February 10, 2020 alongside minor league catcher Jair Camargo and cash considerations in exchange for right-handed pitcher Brusdar Graterol and outfielder Luke Raley...signed with Los Angeles-NL on January 7, 2016.

MAEDA'S PITCHING RECORD

YEAR	CLUB	W-L	ERA	G	GS	CG	SH	SV	IP	H	R	ER	HR	HB	BB	SO	WP	K/9	BAA
2008	Hiroshima	9-2	3.20	19	18	1	1	0	109.2	103	43	39	10	3	35	55	0	4.5	--
2009	Hiroshima	8-14	3.36	29	29	3	1	0	193.0	194	82	72	22	3	29	147	2	6.9	--
2010	Hiroshima	15-8	2.21	28	28	6	2	0	215.2	166	55	53	15	7	46	174	2	7.3	--
2011	Hiroshima	10-12	2.46	31	31	4	2	0	216.0	178	61	59	14	6	43	192	4	8.0	--
2012	Hiroshima	14-7	1.53	29	29	5	2	0	206.1	161	46	35	6	9	44	171	2	7.5	--
2013	Hiroshima	15-7	2.10	26	26	3	1	0	175.2	129	46	41	13	2	40	158	1	8.1	--
2014	Hiroshima	11-9	2.60	27	27	1	1	0	187.0	164	61	54	12	2	41	161	4	7.7	--
2015	Hiroshima	15-8	2.09	29	29	5	0	0	206.1	168	49	48	5	6	41	175	3	7.6	--
2016	LOS ANGELES-NL	16-11	3.48	32	32	0	0	0	175.2	150	72	68	20	8	50	179	6	9.2	.229
2017	Rancho Cucamonga	0-0	2.25	1	1	0	0	0	4.0	6	3	1	0	0	2	1	0	2.3	.316
	LOS ANGELES-NL	13-6	4.22	29	25	0	0	1	134.1	121	68	63	22	5	34	140	4	9.4	.238
2018	LOS ANGELES-NL	8-10	3.81	39	20	0	0	2	125.1	115	58	53	13	5	43	153	2	11.0	.240
2019	LOS ANGELES-NL	10-8	4.04	37	26	0	0	3	153.2	114	70	69	22	4	51	169	3	9.9	.202
2020	MINNESOTA	6-1	2.70	11	11	0	0	0	66.2	40	20	20	9	0	10	80	0	10.8	.168
2021	St. Paul	0-0	2.25	1	1	0	0	0	4.0	1	1	1	1	0	1	5	0	11.3	.077
	MINNESOTA	6-5	4.66	21	21	0	0	0	106.1	106	60	55	16	7	32	113	3	9.6	.258
2022	MINNESOTA								INJURED - DID NOT PITCH										
2023	St. Paul	0-0	2.03	4	4	0	0	0	13.1	10	3	3	1	0	5	17	1	11.5	.200
	MINNESOTA	6-8	4.23	21	20	0	0	0	104.1	94	50	49	17	3	28	117	2	10.1	.239
Japan Totals		97-67	2.39	218	217	28	10	0	1509.2	1263	443	401	97	38	319	1233	18	7.4	---
Minor League Totals		0-0	2.11	6	6	0	0	0	21.1	17	7	5	2	0	8	23	1	9.7	.207
Major League Totals		65-49	3.92	190	155	0	0	6	866.1	740	398	377	119	32	248	951	20	9.9	.228

MAEDA'S WILD CARD RECORD

YEAR	OPPONENT	W-L	ERA	G	GS	CG	SH	SV	IP	H	R	ER	HR	HB	BB	SO	WP	K/9	BAA
2020	Houston	0-0	0.00	1	1	0	0	0	5.0	2	0	0	0	0	3	5	0	9.0	.118

MAEDA'S DIVISION SERIES RECORD

YEAR	OPPONENT	W-L	ERA	G	GS	CG	SH	SV	IP	H	R	ER	HR	HB	BB	SO	WP	K/9	BAA
2016	Washington	0-1	12.00	1	1	0	0	0	3.0	5	4	4	1	1	2	4	0	12.0	.357
2017	Arizona	1-0	0.00	2	0	0	0	0	2.0	0	0	0	0	0	0	4	0	18.0	.000
2018	Atlanta	0-0	0.00	1	0	0	0	0	1.0	2	0	0	0	0	0	1	0	9.0	.400
2019	Washington	0-0	0.00	4	0	0	0	0	4.2	1	0	0	0	0	0	7	0	13.5	.067
Division Series Totals		1-1	3.38	8	1	0	0	0	10.2	8	4	4	1	1	2	16	0	13.5	.200

MAEDA'S CHAMPIONSHIP SERIES RECORD

YEAR	OPPONENT	W-L	ERA	G	GS	CG	SH	SV	IP	H	R	ER	HR	HB	BB	SO	WP	K/9	BAA
2016	Chicago-NL	0-0	4.70	2	2	0	0	0	7.2	7	4	4	0	1	5	8	1	9.4	.233
2017	Chicago-NL	1-0	0.00	3	0	0	0	0	3.0	0	0	0	0	0	0	3	0	9.0	.000
2018	Milwaukee	0-0	6.75	4	0	0	0	0	2.2	3	2	2	0	0	1	3	1	10.1	.273
Championship Series Totals		1-0	4.05	9	2	0	0	0	13.1	10	6	6	0	1	6	14	2	9.5	.200

MAEDA'S WORLD SERIES RECORD

YEAR	OPPONENT	W-L	ERA	G	GS	CG	SH	SV	IP	H	R	ER	HR	HB	BB	SO	WP	K/9	BAA
2017	Houston	0-0	1.59	4	0	0	0	0	5.2	5	1	1	1	0	2	3	0	4.8	.227
2018	Boston	0-0	3.00	3	0	0	0	0	3.0	4	1	1	0	0	2	6	0	18.0	.308
World Series Totals		0-0	2.08	7	0	0	0	0	8.2	9	2	2	1	0	4	9	0	9.3	.257

MAEDA'S CAREER FIELDING RECORD

POSITION	PCT	G	PO	A	E	TC	DP	PB
Pitcher	.932	191	52	98	11	161	13	—

MAEDA'S BATTING RECORD

BATTING	AVG	AB	R	H	2B	3B	HR	RBI	SH	SF	HBP	BB	SO	SB	OBP	OPS
Career	.156	179	12	28	4	0	1	14	35	0	0	1	42	0	.161	.357

MAEDA'S PROFESSIONAL INJURED LIST HISTORY

DATES	INJURY	LEVEL
April 29-June 23, 2023.....	Right Triceps Strain.....	Minnesota.....
All of 2022 season.....	Recovery from Tommy John Surgery.....	Minnesota.....
August 23-end of 2021 season.....	Right Forearm Tightness/Tommy John Surgery.....	Minnesota.....
May 23-June 14, 2021.....	Right Adductor Strain.....	Minnesota.....
May 16-26, 2019.....	Left Hamstring Strain.....	Los Angeles-NL.....
May 30-June 13, 2018.....	Right Hip Inflammation.....	Los Angeles-NL.....
May 11-25, 2017.....	Left Thigh Contusion.....	Los Angeles-NL.....

MAEDA'S GAME LOGS

DATE	OPP.	W	L	SV	SVO	HLD	ERA	GS	CG	IP	H	R	ER	HR	BB	IBB	HB	SO	AVG	#PIT
4/4	@MIA	0	1	0	0	0	1.80	1	0	5.0	3	1	1	1	0	0	0	9	.167	79
4/10	CWS	0	1	0	0	0	4.09	1	0	6.0	8	4	4	1	0	0	0	3	.250	83
4/20	@BOS	0	1	0	0	0	4.15	1	0	2.0	1	1	1	1	0	0	0	235	.28	
4/26	NYG	0	1	0	0	0	9.00	1	0	3.0	11	10	10	0	2	0	0	2	.329	72
APRIL TOTALS		0	4	0	0	0	9.00	4	0	16.0	23	16	16	3	3	0	0	14	.329	262
6/23	@DET	1	0	0	0	0	6.86	1	0	5.0	3	0	0	0	2	0	0	8	.299	83
6/28	@ATL	0	1	0	0	0	6.23	1	0	5.0	5	2	2	0	2	0	0	4	.295	82
JUNE TOTALS		1	1	0	0	0	1.80	1	0	10.0	8	2	2	0	4	0	0	12	.229	165
7/4	KC	1	0	0	0	0	5.18	1	0	7.0	3	2	1	1	1	0	0	9	.266	87
7/14	@OAK	0	0	0	0	0	5.50	1	0	3.0	4	3	3	0	4	0	0	6	.271	80
7/19	@SEA	0	0	0	0	0	5.10	1	0	6.1	3	2	2	1	0	0	0	9	.255	80
7/24	SEA	0	0	0	0	0	4.62	1	0	6.1	6	1	1	1	2	0	0	8	.254	98
7/30	@KC	0	1	0	0	0	4.53	1	0	5.0	4	2	2	1	2	0	0	7	.250	94
JULY TOTALS		1	1	0	0	0	2.93	5	0	27.2	20	10	9	4	9	0	0	39	.202	439
8/5	ARI	1	0	0	0	0	4.22	1	0	6.0	2	1	1	1	0	0	0	1	.7	237
8/10	@DET	0	1	0	0	0	3.97	1	0	6.0	3	1	1	1	1	0	0	4	.230	89
8/16	DET	0	0	0	0	0	4.13	1	0	4.0	7	3	3	2	1	0	0	6	.240	87
8/23	@MIL	0	0	0	0	0	4.22	1	0	5.0	4	3	3	1	2	0	1	6	.239	92
8/28	CLE	0	0	0	0	0	4.69	1	0	4.0	7	6	6	1	1	0	0	3	.248	66
AUGUST TOTALS		1	1	0	0	0	5.04	5	0	25.0	23	14	14	6	5	0	2	26	.245	421
9/3	@TEX	0	0	0	0	0	4.73	1	0	5.0	9	3	3	1	2	0	0	3	.259	80
9/9	NYM	1	0	0	0	0	4.65	1	0	5.1	5	2	2	1	1	0	1	2	.257	83
9/14	@CWS	1	0	0	0	0	4.50	1	0	7.0	4	2	2	1	1	0	0	8	.251	105
9/19	@CIN	1	0	0	0	0	4.28	1	0	5.0	1	0	0	0	1	0	0	8	.243	83
9/28	OAK	0	1	0	0	0	4.23	0	0	3.1	1	1	1	1	2	0	0	5	.239	62
SEPTEMBER TOTALS		3	1	0	0	0	2.81	4	0	25.2	20	8	8	4	7	0	1	26	.208	413



51

TYLER MAHLE

RHP

H/W: 6-4/223

B/T: L/R

ACQUIRED: Trade with CIN, 8/2/22

AGE: 29

M.L. SERVICE: 6 years, 19 days

BORN: 9/29/1984 in Newport Beach, CA

CONTRACT STATUS: Signed thru 2023

RESIDES: Huntington Beach, CA

PERSONAL: Tyler Fermin Mahle (last name rhymes with rally)...X: @tylermahle...Instagram: @mahlebusmostwanted...wife, Ashley, married in November 2021...son, Huck Fermin, born February 2023...graduated from Westminster (CA) High School...brother Greg, a left-handed pitcher, was drafted by the Angels in the 15th round of the June 2014 MLB First-Year Player Draft.

CAREER HIGHLIGHTS: Twins are second organization after being acquired via trade in 2022 from Cincinnati, where he spent his entire professional career (since 2013)...missed most of 2023 season recovering from Tommy John surgery on right elbow...was Reds Opening Day starter in 2022...made major league debut on August 27, 2017 vs. Pittsburgh...in 2015, named Pioneer League Postseason All-Star and Midwest League Midseason All-Star...named to *Baseball America* Rookie All-Star team in 2014.

POSTSEASON CAREER: Has never appeared at major league level.

2023:

- Began season in Twins rotation as the club's number four starter, making first start on April 3 at Miami, allowing one run on five hits in 5.0 innings pitched, with one walk and a season-high seven strikeouts, earning the win in a Twins 11-1 victory.
- Made final start of 2023 season on April 27 vs. Kansas City, allowing one run on two hits in 4.0 innings pitched.
- Placed on 15-day Injured List on May 3 with a right arm posterior impingement and flexor pronator strain...underwent Tommy John surgery on right elbow in late May, ending his season...transferred to 60-day IL on May 5.

PROFESSIONAL: Originally selected by Cincinnati in seventh round of 2013 First-Year Player Draft; signed by Reds scout Mike Misuraca...traded to Minnesota on August 2, 2022, in exchange for infielders Spencer Steer and Christian Encarnacion-Strand, and left-handed pitcher Steve Hajar.

CAREER HIGHS

IP: 9.0, 6/14/22 atARI
SO: 12, 3x, last 6/14/22 atARI
Walks: 5, 9/4/21 vs. DET
CG: - -
Low-Hit CG: - -
Win-Streak: 5, 5/25-6/16/21



MAHLE'S PLAYING RECORD

YEAR	CLUB	W-L	ERA	G	GS	CG	SHO	SV	IP	H	R	ER	HR	HB	BB	SO	WP	K/9	BAA
2013	AZL Reds	1-3	2.36	12	4	0	0	0	34.1	32	18	9	0	0	8	30	2	7.9	.237
2014	Billings	5-4	3.87	15	15	2	2	0	76.2	80	43	33	5	2	15	71	5	8.3	.263
2015	Dayton	13-8	2.43	27	26	0	0	0	152.0	145	54	41	7	11	25	135	3	8.0	.252
2016	Daytona	8-3	2.50	13	13	1	1	0	79.1	58	24	22	6	5	17	76	2	8.6	.206
	Pensacola	6-3	4.92	14	14	0	0	0	71.1	78	45	39	12	6	20	65	2	8.2	.281
2017	Pensacola	7-3	1.59	14	14	1	1	0	85.0	57	15	15	5	2	17	87	0	9.2	.190
	Louisville	3-4	2.73	10	10	0	0	0	59.1	52	24	18	4	2	13	51	5	7.7	.233
	CINCINNATI	1-2	2.70	4	4	0	0	0	20.0	19	6	6	0	4	11	14	1	6.3	.253
2018	Louisville	2-1	2.73	5	5	0	0	0	29.2	22	9	9	4	1	11	20	3	6.1	.206
	CINCINNATI	7-9	4.98	23	23	0	0	0	112.0	125	68	62	22	3	53	110	1	8.8	.283
2019	Louisville	1-2	4.00	3	3	0	0	0	9.0	8	4	4	0	1	3	13	0	13.0	.242
	CINCINNATI	3-12	5.14	25	25	0	0	0	129.2	136	82	74	25	6	34	129	2	9.0	.266
2020	CINCINNATI	2-2	3.59	10	9	0	0	0	47.2	34	21	19	6	4	21	60	2	11.3	.198
2021	CINCINNATI	13-6	3.75	33	33	0	0	0	180.0	158	78	75	24	10	64	210	4	10.5	.234
2022	CINCINNATI	5-7	4.40	19	19	0	0	0	104.1	91	53	51	12	2	39	114	3	9.8	.232
	MINNESOTA	1-1	4.41	4	4	0	0	0	16.1	13	8	8	4	0	4	12	0	6.6	.220
2023	MINNESOTA	1-2	3.16	5	5	0	0	0	25.2	22	11	9	5	0	5	28	0	9.8	.227
Minor League Totals		46-31	2.87	113	104	4	4	0	596.2	532	236	190	43	30	129	548	22	8.3	.238
Major League Totals		33-41	4.30	123	122	0	0	0	635.2	598	327	304	98	29	231	677	13	9.6	.247

MAHLE'S CAREER FIELDING RECORD

POSITION	PCT	G	PO	A	E	TC	DP	PB
Pitcher	.955	123	45	60	5	110	5	—

MAHLE'S BATTING RECORD

BATTING	AVG	AB	R	H	2B	3B	HR	RBI	SH	SF	HBP	BB	SO	SB	OBP	OPS
Career	.080	125	6	10	2	0	0	1	16	0	1	7	50	0	.135	.231

MAHLE'S PROFESSIONAL INJURED LIST HISTORY

DATES	INJURY	LEVEL
May 3-end of 2023 season	Right Arm Posterior Impingement/Flexor Pronator Strain	Minnesota
September 4-end of 2022 season	Right Shoulder Inflammation	Minnesota
August 20-September 3, 2022	Right Shoulder Inflammation	Minnesota
July 6-24, 2022	Right Shoulder Strain	Cincinnati
July 22-August 22, 2019	Left Hamstring Strain	Cincinnati

MAHLE'S GAME LOGS

DATE	OPP.	W	L	SV	SVO	HLD	ERA	GS	CG	IP	H	R	ER	HR	BB	IBB	HB	SO	AVG	#PIT
4/3	@MIA	1	0	0	0	0	1.8	1	0	5.0	5	1	1	0	1	0	0	7	.263	83
4/9	HOU	0	1	0	0	0	4.09	1	0	6.0	8	4	4	1	1	0	0	6	.310	90
4/15	@NYY	0	1	0	0	0	4.11	1	0	4.1	4	4	2	2	3	0	0	5	.283	90
4/21	WAS	0	0	0	0	0	3.32	1	0	6.1	3	1	1	1	0	0	0	4	.244	92
4/27	KC	0	0	0	0	0	3.16	1	0	4.0	2	1	1	1	0	0	0	6	.227	66
APRIL TOTALS		1	2	0	0	0	3.16	5	0	25.2	22	11	9	5	5	0	0	28	.227	421

IF

H/W: 6-2/206 **B/T:** R/R

AGE: 25

BORN: 6/29/1998 in Vega Alta, PR

RESIDES: Vega Alta, PR

ACQUIRED: Lottery Round B (73rd overall), 2016 MLB Draft

M.L. SERVICE: 1 year, 118 days

CONTRACT STATUS: Signed thru 2023

PERSONAL: Jose Francisco Miranda Palacios...wife, Paola (married December 2022) and daughter, Valentina...Valentina is a big fan of the movie "Encanto", whose music was written by Jose's cousin Lin-Manuel Miranda, best known as the creator of "Hamilton"...ranked as the 113th-best prospect from Puerto Rico in the 2016 MLB First-Year Player Draft by *Baseball America*...was a member of the Team Puerto Rico squad that won a gold medal at the U14 World Championships and a gold medal at the U16 World Championships...won back-to-back MVP awards as a member of the USSSA Elite World Series Championship teams...recognized as the Rookie of the Year at the Liga de Béisbol Juvenil Double-A de Puerto Rico (Double-A Youth Baseball League of Puerto Rico) in 2014...in 2015, was named the champion bat at the Double-A Youth League with a batting average of .664...went on 2023 Twins Winter Caravan, visiting Minneapolis' Southside Village Boys & Girls Club, as well as St. Cloud, MN and Fargo, ND...participated in 2023 TwinsFest at Target Field in January.

CAREER HIGHLIGHTS: Selected to play for Team Puerto Rico in 2023 World Baseball Classic but did not play, remaining in Twins camp with sore throwing shoulder...named AL Rookie of the Month in July 2022...named to 2022 *Baseball Digest* MLB All-Rookie Team...made major league debut on May 2, 2022 at Baltimore...recorded first major league hit on May 3, 2022 at Baltimore, doubling off Bruce Zimmermann...hit first major league home run on May 6, 2022 vs. Oakland, off Zach Logue...ranked as third-best prospect (95th in baseball) in Twins organization per MLB.com entering 2022...also ranked as 90th-best prospect in baseball per *Baseball America*...named winner of 2021 Sherry Robertson Award as Twins Minor League Player of the Year...hit 30 home runs in 2021, tops among Twins minor leaguers; first Twins minor leaguer to hit 30 since Daniel Palka in 2016 (34 HR)...also became first Twins minor leaguer with at least 30 doubles and

CAREER HIGHS

Hits: 3, 10x, last 4/7/23 vs. HOU

RBI: 3, 7x, last 4/26/23 vs. NYY

HR: 2, 2x, last 4/26/23 vs. NYY

GS: - -

SB: 1, 8/3/22 vs. DET

Hit-Strike: 7, 6/27-7/2/22

WALK-OFF HITS/PA

7/2/22 vs. BAL (1B)

7/13/22 vs. MIL (HR)

MULTI-HR GAMES

6/3/22 at TOR

4/26/23 vs. NYY



30 homers since Adam Brett Walker (31 2B, 31 HR) in 2015...was a 2021 *Baseball America* Minor League All-Star...named MiLB.com organization All-Star in 2017 and 2018...was Appalachian League Postseason All-Star in 2017.

2023:

- * Was planning on playing for Team Puerto Rico in the World Baseball Classic but had to withdraw after dealing with a sore right shoulder during spring training...the injury kept him from playing in the field but recorded at-bats as designated hitter for Twins exhibition games.
- * Made Twins Opening Day roster for first time in career and was club's Opening Day third baseman on March 30 at Kansas City, batting fifth and going 0-for-3 with two walks.
- * Hit first and second home run of season on April 26 vs. New York-AL, the second multi-homer game of career.
- * Reached base safely in season-long six-straight games with Twins from April 19-24.
- * Optioned to Triple-A St. Paul on May 10.
- * Hit .305 (25-for-82) with an .849 OPS in 20 games for the Saints from June 4-30 and was recalled by Minnesota on July 2 (Royce Lewis - IL).
- * Played in three games for Twins and was placed on 10-day Injured List on July 15 with right shoulder impingement...transferred to 60-day IL on September 1 and did not return.
- * Combined to hit .234 (71-for-303) with 10 doubles, one triple, six home runs, 36 RBI, 36 runs scored, 24 walks, a .297 on-base percentage and a .333 slugging percentage in 79 games between St. Paul and Minnesota.

PROFESSIONAL: Selected by the Twins in Lottery Round B (73rd overall) of 2016 First-Year Player Draft out of Leadership Christian Academy in Puerto Rico; signed by scout Freddie Thon.

MIRANDA'S PLAYING RECORD

YEAR	CLUB	AVG	G	AB	R	H	2B	3B	HR	RBI	SH	SF	HBP	BB	SO	SB	CS	OBP	OPS
2016	GCL Twins	.227	55	185	14	42	7	1	1	20	2	3	4	19	36	4	5	.308	.600
2017	Elizabethton	.283	54	223	43	63	8	2	11	43	0	3	5	16	24	2	3	.340	.824
2018	Cedar Rapids	.277	104	401	52	111	22	1	13	72	0	6	6	26	51	0	1	.326	.760
	Fort Myers	.216	27	102	9	22	5	0	3	10	0	0	6	5	11	0	2	.292	.645
2019	Fort Myers	.248	118	440	48	109	25	1	8	55	0	4	10	24	54	0	0	.299	.663
	Pensacola	.600	1	1	5	1	3	1	0	0	0	0	0	0	0	0	0	.600	1.400
2020																			
NO SEASON - DID NOT PLAY																			
2021	Wichita	.345	47	194	36	67	8	0	13	38	0	2	5	17	25	4	2	.408	.996
	St. Paul	.343	80	341	61	117	24	0	17	56	0	1	6	25	49	0	2	.397	.960
2022	St. Paul	.256	21	86	10	22	10	0	2	12	0	3	1	5	14	0	0	.295	.737
	MINNESOTA	.268	125	444	45	119	25	0	15	66	0	1	10	28	91	1	1	.325	.751
2023	St. Paul	.255	39	161	24	41	6	1	3	23	0	2	3	15	29	2	0	.326	.686
	MINNESOTA	.211	40	142	12	30	4	0	3	13	0	0	1	9	24	0	0	.263	.566
Minor League Totals		.279	546	2138	298	597	116	6	71	329	2	24	46	152	293	12	15	.337	.776
Major League Totals		.254	165	586	57	149	29	0	18	79	0	1	11	37	115	1	1	.310	.706

MIRANDA'S CAREER FIELDING RECORD

POSITION	PCT	G	PO	A	E	TC	DP	PB
First Base	.994	79	508	28	3	539	46	—
Third Base	.945	72	35	103	8	146	10	—
Totals	.984	151	543	131	11	685	56	—

MIRANDA'S PROFESSIONAL INJURED LIST HISTORY

DATES	INJURY	LEVEL
July 15-end of 2023 season.....	Right Shoulder Impingement	Minnesota





71

JOVANI MORAN

LHP

H/W: 6-1/199 **B/T:** L/L
AGE: 26
BORN: 4/24/1997 in Mayaguez, PR
RESIDES: Sabana Grande, PR

ACQUIRED: 7th RD, 2015 MLB Draft
M.L. SERVICE: 1 year, 89 days
CONTRACT STATUS: Signed thru 2023

PERSONAL: Jovani Moran Moreno (joe-vah-nee mo-ran)...X: @JovaniPG...Instagram: @jmoran4240...was rated as the second-best prospect out of Puerto Rico, and the 300th overall prospect, by *Baseball America* entering the 2015 Draft...attended the Carlos Beltrán Baseball Academy in Puerto Rico and was recruited to play at the University of South Florida...has a cat...his favorite Puerto Rican foods are rice, pigeon beans and pork...if he wasn't a baseball player, would have become an electrical mechanic...participated in 2023 TwinsFest at Target Field in January...his favorite food to make is Mofongo with shrimp, which is a Puerto Rican plantain dish...if he had to choose another career, he would be an athletic trainer.

CAREER HIGHLIGHTS: Pitched for Team Puerto Rico in the 2023 World Baseball Classic...earned first career save June 5, 2022 at Toronto...posted 11.95 K/9.0 IP ratio in 2022, setting a Twins rookie record, also 11th best in club history among all pitchers...ranked as 24th-best prospect in Twins system by MLB.com, entering 2022...made major league debut September 12, 2021 vs. Kansas City, tossing 1.1 scoreless innings (2 H, 2 BB, 2 K)...entered in the fifth and fanned Nicky Lopez for his first career strikeout.

POSTSEASON CAREER: Has not appeared at major league level.

2023:

- * Pitched for Team Puerto Rico during World Baseball Classic for first time in career...appeared in three games and went 1-0, 3.38 ERA (2.2 IP, 1 ER) with one hit allowed, two walks and five strikeouts.
- * Made Opening Day roster for first time in career and spent first four months in bullpen with Twins.
- * Allowed two home runs in first three appearances from April 2-8, but then posted a homerless streak of 32.2 innings in next 31 appearances from April 10-July 7.
- * Became one of club's primary set-up men from early May to early June, posting an ERA of 1.26 (14.1 IP, 2 ER) with seven holds, five walks and 16 strikeouts from May 4-June 11.
- * Posted 8.2-scoreless inning streak from May 16-June 3, the longest of career...finished May with a 1.50 ERA (12.0 IP, 2 ER) with 13 strikeouts in 12 games.
- * Earned first major league win on June 21 vs. Boston, pitching 1.0 scoreless inning with no hits allowed, one walk and two strikeouts in a Twins 5-4 victory.
- * Posted an 8.22 ERA (15.1 IP, 14 ER) in 18 appearances from June 15-August 5 and was optioned to Triple-A St. Paul on August 6.
- * Placed on 7-day Injured List with St. Paul on August 31 with a left forearm strain and did not pitch again...recalled by Minnesota and placed on 60-day IL to get Chris Paddack back on 40-man roster on September 24.
- * Posted career highs with Minnesota in games (43), innings pitched (42.1) and holds (9).
- * Allowed just five of his 25 inherited runners to score for a 20.0 IRS%, the best on the Twins (min. 20 IR).
- * Held left-handed hitters to a .190 batting average with a .562 OPS and one extra-base hit for Minnesota, while right-handers hit .247 with a .755 OPS and eight extra-base hits.
- * Combined to go 2-2, 4.62 ERA (50.2 IP, 26 ER) with 36 walks, 56 strikeouts and a .227 opponent batting average in 49 games between St. Paul and Minnesota.

PROFESSIONAL: Selected by the Twins in the seventh round of the 2015 First-Year Player Draft out of the Carlos Beltrán Baseball Academy in Puerto Rico; signed by scout Freddie Thon.

CAREER HIGHS

IP: 3.0, 8/31/22 vs. BOS
Walks: 4, 9/18/21 at TOR
SO: 5, 8/31/22 vs. BOS
CG: --
Low-Hit CG: --
Win-Streak: 2, 6/21/23-present



MORAN'S CAREER FIELDING RECORD

POSITION	PCT	G	PO	A	E	TC	DP	PB
Pitcher	1.000	79	1	10	0	11	2	—



MORAN'S PITCHING RECORD

YEAR	CLUB	W-L	ERA	G	GS	CG	SH	SV	IP	H	R	ER	HR	HB	BB	SO	WP	K/9	BAA
2015	GCL Twins	0-2	4.12	6	6	0	0	0	19.2	16	9	9	0	1	9	17	2	7.8	.219
2016	DID NOT PLAY - INIURED (left elbow surgery)																		
2017	Elizabethhton	3-1	0.36	11	0	0	0	0	24.2	12	2	1	1	0	6	45	4	16.4	.145
2018	Cedar Rapids	3-2	2.03	22	1	0	0	4	44.1	25	11	10	1	1	27	70	6	14.2	.169
	Fort Myers	6-1	2.56	15	0	0	0	4	31.2	20	10	9	1	3	8	37	2	10.5	.179
2019	GCL Twins	0-0	0.00	3	0	0	0	0	3.1	2	0	0	0	0	2	5	0	14.0	.167
	Pensacola	2-2	4.98	20	0	0	0	0	34.1	27	19	19	3	4	23	50	4	13.1	.220
2020	NO SEASON - DID NOT PLAY																		
2021	Wichita	2-1	1.91	20	0	0	0	2	37.2	14	8	8	3	0	14	64	1	15.3	.112
	St. Paul	2-1	3.03	15	0	0	0	1	29.2	14	11	10	3	3	18	45	2	13.7	.140
	MINNESOTA	0-0	7.88	5	0	0	0	0	8.0	9	7	7	0	0	7	10	1	11.3	.290
2022	St. Paul	1-2	6.00	20	0	0	0	0	24.0	25	16	16	2	2	14	43	5	16.1	.260
	MINNESOTA	0-1	2.21	31	0	0	0	1	40.2	25	11	10	0	0	18	54	2	12.0	.172
2023	St. Paul	0-0	1.08	6	0	0	0	1	8.1	7	1	1	0	0	9	8	0	8.6	.233
	MINNESOTA	2-2	5.31	43	0	0	0	0	42.1	35	27	25	3	0	27	48	5	10.2	.226
Minor League Totals		19-12	2.90	138	7	0	0	12	257.2	162	87	83	14	14	130	384	26	13.4	.180
Major League Totals		2-3	4.15	79	0	0	0	1	91.0	69	45	42	3	0	52	112	5	11.1	.208

MORAN'S WORLD BASEBALL CLASSIC RECORD

YEAR	CLUB	W-L	ERA	G	GS	CG	SHO	SV	IP	H	R	ER	HR	HB	BB	SO	WP	K/9	BAA
2023	Puerto Rico	1-0	3.38	3	0	0	0	0	2.2	1	1	1	1	1	2	5	0	16.9	.111

MORAN'S PROFESSIONAL INJURED LIST HISTORY


DATES	INJURY	LEVEL
August 31-end of 2023 season	Left Forearm Strain	Triple-A St. Paul
May 27-July 15, 2019	Left Shoulder Impingement	Double-A Pensacola
May 6-22, 2019	Right Hamstring Strain	Double-A Pensacola
June 24-October 4, 2016	Left Elbow Surgery	GCL Twins

MORAN'S GAME LOGS

DATE	OPP.	W	L	SV	SVO	HLD	ERA	GS	CG	IP	H	R	ER	HR	HB	BB	IBB	SO	AVG	#PIT
4/2	@KC	0	0	0	0	0	18.00	0	0	1.0	1	2	2	1	1	0	0	2	.250	20
4/4	@MIA	0	0	0	0	0	9.00	0	0	1.0	0	0	0	0	0	0	0	1	.143	15
4/8	HOU	0	0	0	0	0	13.50	0	0	0.2	4	2	2	1	0	0	0	1	.385	20
4/10	CWS	0	0	0	0	0	7.71	0	0	2.0	0	0	0	0	2	0	0	2	.263	35
4/15	@NYY	0	0	0	0	0	5.68	0	0	1.2	0	0	0	0	1	0	0	2	.208	26
4/18	@BOS	0	1	0	1	0	7.71	0	0	0.2	3	3	2	0	1	0	0	1	.276	27
4/20	@BOS	0	0	0	0	0	7.27	0	0	1.2	3	1	1	0	1	0	0	2	.297	44
4/24	NYY	0	0	0	0	0	7.45	0	0	1.0	1	1	1	0	2	0	0	1	.293	24
4/27	KC	0	0	0	0	0	6.17	0	0	2.0	0	0	0	0	1	0	0	2	.255	29
APRIL TOTALS		0	1	0	1	0	6.17	0	0	11.2	12	9	8	2	9	0	0	14	.255	240
5/3	@CWS	0	0	0	0	0	6.39	0	0	1.0	1	1	1	0	0	0	0	0	.260	9
5/4	@CWS	0	0	0	0	0	5.93	0	0	1.0	1	1	0	0	0	0	0	1	.264	15
5/6	@CLE	0	0	0	0	0	5.52	0	0	1.0	0	0	0	0	0	0	0	2	.250	12
5/12	CHC	0	0	0	0	1	5.28	0	0	0.2	0	0	0	0	0	0	0	0	.241	9
5/13	CHC	0	0	0	0	0	5.51	0	0	1.0	2	1	1	0	1	0	0	2	.254	24
5/16	@LAD	0	0	0	0	1	5.09	0	0	1.1	0	0	0	0	1	0	0	1	.239	25
5/17	@LAD	0	0	0	0	0	4.82	0	0	1.0	1	0	0	0	0	0	0	1	.243	15
5/20	@LAA	0	0	0	0	1	4.58	0	0	1.0	0	0	0	0	0	0	0	1	.233	9
5/23	SF	0	0	0	0	1	4.43	0	0	0.2	0	0	0	0	1	0	0	1	.227	10
5/24	SF	0	0	0	0	1	4.15	0	0	1.1	0	0	0	0	1	0	0	3	.215	24
5/27	TOR	0	0	0	0	1	3.91	0	0	1.1	0	0	0	0	0	0	0	1	.205	9
5/30	@HOU	0	0	0	0	0	3.80	0	0	0.2	0	0	0	0	0	0	0	0	.202	1
MAY TOTALS		0	0	0	0	6	1.50	0	0	12.0	5	3	2	0	4	0	0	13	.135	162
6/2	CLE	0	0	0	0	0	3.75	0	0	0.1	2	0	0	0	0	0	0	0	.218	13
6/3	CLE	0	0	0	0	0	3.60	0	0	1.0	1	0	0	0	1	0	0	1	.220	19
6/9	@TOR	0	0	0	0	1	3.86	0	0	0.2	1	1	1	0	0	0	0	1	.223	7
6/11	@TOR	0	0	0	0	0	3.67	0	0	1.1	2	0	0	0	0	0	0	1	.230	20
6/15	DET	0	1	0	0	0	4.50	0	0	1.0	3	3	3	0	0	0	0	1	.245	22
6/18	DET	0	0	0	0	0	4.34	0	0	1.0	0	0	0	0	0	0	0	1	.239	11
6/19	BOS	0	0	0	0	0	4.60	0	0	0.1	1	1	1	0	1	0	0	0	.243	13
6/21	BOS	1	0	0	0	0	4.45	0	0	1.0	0	0	0	0	1	1	0	2	.237	17

MORAN'S GAME LOGS (CONTINUED)

6/23	@DET	0	0	0	0	0	4.70	0	0	0.1	1	1	1	0	0	1	.241	16		
6/28	@ATL	0	0	0	0	0	4.41	0	0	2.0	0	0	0	0	1	0	0	3	230	36
6/30	@BAL	0	0	0	0	0	4.28	0	0	1.0	0	0	0	0	0	0	0	1	224	8
JUNE TOTALS		1	1	0	0	1	5.40	0	0	10.0	11	6	6	0	5	1	0	12	268	182
7/3	KC	0	0	0	0	1	4.19	0	0	0.2	0	0	0	0	1	0	0	1	220	17
7/7	BAL	0	0	0	0	0	4.08	0	0	1.0	0	0	0	0	1	0	0	1	217	16
7/9	BAL	0	0	0	0	0	4.79	0	0	0.1	3	3	3	1	0	0	0	1	233	14
7/14	@OAK	0	0	0	0	0	4.62	0	0	1.1	0	0	0	0	1	0	0	1	228	15
7/15	@OAK	1	0	0	0	0	4.54	0	0	0.2	0	0	0	0	1	0	0	1	225	13
7/21	CWS	0	0	0	0	0	4.31	0	0	2.0	0	0	0	0	0	0	0	2	215	22
7/24	SEA	0	0	0	0	1	4.24	0	0	0.2	0	0	0	0	0	0	0	0	212	5
7/25	SEA	0	0	0	0	0	4.91	0	0	0.0	1	3	3	0	2	0	0	0	218	14
7/28	@KC	0	0	0	0	0	5.05	0	0	0.2	1	1	1	0	0	0	0	0	221	9
7/29	@KC	0	0	0	0	0	5.44	0	0	0.1	2	2	2	0	0	0	0	1	230	11
JULY TOTALS		1	0	0	0	2	10.57	0	0	7.2	7	9	9	1	6	0	0	8	259	136
8/5	ARI	0	0	0	0	0	5.31	0	0	1.0	0	0	0	0	3	0	0	1	226	30
AUGUST TOTALS		0	0	0	0	0	0.00	0	0	1.0	0	0	0	0	3	0	0	1	.000	30



17

BAILEY OBER

RHP

H/W: 6-9/247

B/T: R/R

AGE: 28

BORN: 7/12/1995 in Huntersville, NC

RESIDES: Denver, CO

ACQUIRED: 12th RD, 2017 MLB Draft

M.L. SERVICE: 2 years, 93 days

CONTRACT STATUS: Signed thru 2023

PERSONAL: John Bailey Ober (pronounced OH-burr)...X: @baileyOB_17...Instagram: @oberbailey...married to Montana; the couple has four kids, including daughter, Blake, son, Jax, and twins born in November 2022 (Kollins and Olivia)...spent prep years at Charlotte Christian School in Charlotte, NC, where he was teammates on the baseball team with the Vikings' Garrett Bradbury and Kansas City Royals pitcher Jackson Kowar...member of North Carolina Independent Schools Athletic Association (NCISAA) state championship teams in 2012 and 2013...named 2013 Collegiate Baseball All-American second-team...named All-NCISAA first team...named Charlotte Area Pitcher of the Year...posted 10-0 record with 0.45 ERA and 99 strikeouts as a senior...led Charlotte Christian School to No. 22 national ranking by Collegiate Baseball in 2013...was 10-1 with a 1.00 ERA as a junior...also played prep basketball...attended College of Charleston from 2014-17, missing the 2015 season recovering from Tommy John surgery on right elbow...compiled a 24-9 record with a 2.91 ERA and 254 strikeouts in 259.2 innings over the course of his collegiate career at the College of Charleston...posted a 7-2 record with a 4.50 ERA and 73 strikeouts in 56.0 innings of work as a redshirt junior in 2017...in his freshman season compiled a 10-3 record with a 1.52 ERA and 85 strikeouts...named 2014 NCBWA National Freshman Pitcher of the Year...was also named the 2014 CAA Rookie of the Year and CAA Tournament Most Outstanding Player while helping the Cougars advance to the Super Regionals for the second time...the 2016 All-CAA Second Team selection is tied for second in the program record book with 24 career victories, and also ranks third in strikeouts, fourth in ERA, seventh in innings pitched and eighth in winning percentage (.727)...debuted with the Twins in 2021 wearing uniform number 82, switched to 17 for the first part of spring training of 2022, then switched again to 16 when the Twins acquired Chris Archer...switched back to number 17 when Archer departed after 2022 season...participated in 2023 TwinsFest at Target Field in January...enjoys traveling and hanging out with family during off-season...favorite sport to play other than baseball is golf...favorite opposing ballpark is Fenway Park...packed meals and delivered gifts to kids over the 2022 Holiday Season with Joe Mauer and Ryan Jeffers.

CAREER HIGHLIGHTS: Set career high with 10 strikeouts on September 27, 2022 vs. Chicago-AL, first career double-digit strikeout game...at 6-foot-9, is tied with Aaron Slegers for second-tallest player in Twins history, behind Jon Rauch (6-foot-11)...made major league debut May 18, 2021 vs. Chicago-AL...earned first career win July 5, 2021 vs. Chicago-AL (5.0 IP, 2 H, 0 R/ER, 3 BB, 7 K)...named 2021 winner of Bill Boni Award for Twins minor league Player of the Year.

POSTSEASON CAREER: Has never appeared at major league level.

CAREER HIGHS

IP: 7.1, 9/27/22 vs. CWS

SO: 10, 9/27/22 vs. CWS

Walks: 3, 7x, last 9/20/23

CG: - -

Low-Hit CG: - -

Win-Streak: 4, 9/27/22-5/16/23



2023:

- * Pitched in Twins spring training and did not make Opening Day roster...was odd man out of club's starting rotation (Pablo López, Sonny Gray, Joe Ryan, Tyler Mahle, Kenta Maeda) and was optioned to Triple-A St. Paul on March 26.
- * Was Saints Opening Day starter on March 31 at Toledo, allowing three runs (2 earned) on five hits in 3.0 innings pitched and was dealt the loss.
- * Made four starts for the Saints from March 31-April 18, going 2-1, 2.55 ERA (17.2 IP, 5 ER) with 13 hits allowed, six walks and 22 strikeouts.
- * Named Twins minor league Pitcher of the Week on April 23, pitching 5.0 shutout innings with three hits allowed, one walk and six strikeouts in a start vs. Scranton/Wilkes-Barre.
- * Recalled by Minnesota on April 23 to make spot start on April 23 vs. Washington, allowing one run on three hits in 5.2 innings pitched, earning the win...optioned back to St. Paul next day, April 24.
- * Did not appear during stint with St. Paul and recalled April 29 to fill starting rotation spot vacated by Kenta Maeda (IL).
- * Went 2-0, 1.82 ERA (24.2 IP, 5 ER) with four walks and 24 strikeouts in next four starts for Minnesota, striking out exactly six batters in each start.
- * Pitched 7.0 shutout innings twice on season: May 5 at Cleveland and July 1 at Baltimore.
- * Finished the first half with a record of 5-4, 2.61 ERA (82.2 IP, 24 ER), with opponents hitting .207, 18 walks and 79 strikeouts...ranked fifth in the AL in ERA pre-All-Star break and ninth in baseball.
- * Allowed three earned runs-or-fewer in 15 of first 16 starts with Twins from April 23-July 23, until allowing a career-high six runs on July 29 at Kansas City (4.0 IP).
- * Did not walk a batter in a career-long four-start stretch from July 18-August 4 (21.0 IP).
- * Struck out season-high nine batters on August 9 at Detroit (5.0 IP).
- * Reached professional career high in innings pitched on August 27 vs. Texas, at 122.2.
- * Optioned to Triple-A St. Paul on August 28, to limit innings...made one start for the Saints and returned to Minnesota on September 15 where he finished season.
- * Set career-highs in wins (8), innings pitched (144.1), starts (26) and strikeouts (146).
- * Ranked fourth on Twins staff in starts, innings and strikeouts.

PROFESSIONAL: Selected by Twins in 12th round of 2017 First-Year Player Draft; signed by scout Seth Moir...originally selected by Los Angeles-NL in the 23rd round of the 2016 First-Year Player Draft, but elected to return to the College of Charleston for the 2017 season.

OBER'S PITCHING RECORD

YEAR	CLUB	W-L	ERA	G	GS	CG	SH	SV	IP	H	R	ER	HR	HB	BB	SO	WP	K/9	BAA
2017	Elizabethhton	2-2	3.21	6	4	0	0	0	28.0	24	10	10	2	2	3	35	2	11.3	.229
2018	Cedar Rapids	7-1	3.84	14	14	0	0	0	75.0	71	32	32	7	0	9	88	1	10.6	.249
2019	GCL Twins	1-0	0.00	2	1	0	0	0	9.0	6	2	0	0	1	1	13	1	13.0	.176
	Fort Myers	4-0	0.99	8	8	0	0	0	45.2	39	8	5	1	1	6	53	0	10.4	.231
	Pensacola	3-0	0.38	4	4	0	0	0	24.0	10	2	1	1	0	2	34	0	12.8	.123
2020	DID NOT PLAY - MINOR LEAGUE SEASON CANCELLED																		
2021	St. Paul	1-0	2.81	4	4	0	0	0	16.0	13	5	5	0	0	5	21	0	11.8	.217
	MINNESOTA	3-3	4.19	20	20	0	0	0	92.1	92	45	43	20	1	19	96	1	9.4	.258
2022	Fort Myers	0-0	1.29	2	2	0	0	0	7.0	4	1	1	1	0	1	6	0	7.7	.167
	St. Paul	0-1	4.66	2	2	0	0	0	9.2	5	6	5	2	1	2	13	1	12.1	.147
	MINNESOTA	2-3	3.21	11	11	0	0	0	56.0	48	22	20	4	2	11	51	0	8.2	.227
2023	St. Paul	2-1	2.38	5	5	0	0	0	22.2	16	7	6	1	0	6	25	0	9.9	.195
	MINNESOTA	8-6	3.43	26	26	0	0	0	144.1	125	58	55	22	7	29	146	1	9.1	.232
Minor League Totals		20-5	2.47	47	44	0	0	0	237.0	188	73	65	15	5	35	288	5	10.9	.215
Major League Totals		13-12	3.63	57	57	0	0	0	292.2	265	125	118	46	10	59	293	2	9.0	.240

OBER'S CAREER FIELDING RECORD

POSITION	PCT	G	PO	A	E	TC	DP	PB
Pitcher	.975	57	12	27	1	40	2	—

OBER'S BATTING RECORD

BATTING	AVG	AB	R	H	2B	3B	HR	RBI	SH	SF	HBP	BB	SO	SB	OBP	OPS
Career	.500	2	0	1	0	0	0	0	0	0	0	0	0	0	.500	1.000

OBER'S PROFESSIONAL INJURED LIST HISTORY

DATES	INJURY	LEVEL
June 6-September 16, 2022	Right Groin Strain	Minnesota
April 30-May 21, 2022	Right Groin Strain	Minnesota
September 28-end of 2021 season	Right Hip Strain	Minnesota
September 8-16, 2019	Right Elbow Inflammation	Double-A Pensacola
April 29-July 12, 2019	Right Ulnar Nerve Subluxation	High-A Fort Myers
July 28-end of 2018 season	Right Elbow Strain	Low-A Cedar Rapids

OBER'S GAME LOGS

DATE	OPP.	W	L	SV	SVO	HLD	ERA	GS	CG	IP	H	R	ER	HR	BB	IBB	HB	SO	AVG	#PIT
4/23	WAS	1	0	0	0	0	1.59	1	0	5.2	3	1	1	0	3	0	0	4	.167	89
4/29	KC	0	0	0	0	0	1.59	1	0	5.2	4	1	1	0	2	0	0	6	.179	88
APRIL TOTALS		1	0	0	0	0	1.59	2	0	11.1	7	2	2	0	5	0	0	10	.179	177
5/5	@CLE	1	0	0	0	0	0.98	1	0	7.0	3	0	0	0	1	0	0	6	.161	91
5/11	SD	0	0	0	0	0	1.85	1	0	6.0	6	3	3	2	0	0	0	6	.186	96
5/16	@LAD	1	0	0	0	0	1.78	1	0	6.0	6	1	1	0	1	0	0	6	.202	102
5/22	SF	0	1	0	0	0	2.55	1	0	5.0	3	4	4	1	3	0	0	2	.197	76
5/28	TOR	0	1	0	0	0	2.68	1	0	5.0	5	2	2	0	1	0	0	7	.207	95
MAY TOTALS		2	2	0	0	0	3.10	5	0	29.0	23	10	10	3	6	0	0	27	.217	460
6/2	CLE	0	0	0	0	0	2.33	1	0	6.0	4	0	0	0	0	1	3	.205	78	
6/8	@TB	0	1	0	0	0	2.61	1	0	5.1	3	4	3	1	2	0	0	7	.200	88
6/14	MIL	1	0	0	0	0	2.65	1	0	6.0	6	2	2	2	1	0	0	7	.207	93
6/20	BOS	0	1	0	0	0	2.83	1	0	6.0	8	3	3	2	0	0	1	4	.218	95
6/25	@DET	0	0	0	0	0	2.97	1	0	6.0	5	3	3	0	1	0	0	8	.219	89
JUNE TOTALS		1	2	0	0	0	3.38	5	0	29.1	26	12	11	5	4	0	2	29	.234	443
7/1	@BAL	1	0	0	0	0	2.70	1	0	7.0	2	0	0	0	0	1	8	.208	85	
7/7	BAL	0	0	0	0	0	2.61	1	0	6.0	4	1	1	0	3	0	0	5	.207	93
7/18	@SEA	1	0	0	0	0	2.74	1	0	6.0	7	3	3	1	0	0	1	5	.214	90
7/23	CWS	0	0	0	0	0	2.76	1	0	6.0	5	3	2	2	0	0	0	6	.215	82
7/29	@KC	0	1	0	0	0	3.19	1	0	4.0	11	6	6	2	0	0	1	5	.232	90
JULY TOTALS		2	1	0	0	0	3.72	5	0	29.0	29	13	12	5	3	0	3	29	.264	440
8/4	ARI	0	0	0	0	0	3.21	1	0	5.0	6	2	2	1	0	0	1	3	.235	104
8/9	@DET	0	1	0	0	0	3.40	1	0	5.0	11	5	4	1	1	0	0	9	.247	93
8/15	DET	0	0	0	0	0	3.40	1	0	5.0	4	2	2	1	3	0	0	6	.247	87
8/22	@MIL	0	0	0	0	0	3.41	1	0	5.0	2	2	2	1	3	0	0	3	.242	78
8/27	TEX	0	0	0	0	0	3.67	1	0	4.0	5	5	5	2	1	0	0	4	.244	73
AUGUST TOTALS		0	1	0	0	0	5.63	5	0	24.0	28	16	15	6	8	0	1	25	.289	435
9/15	@CWS	1	0	0	0	0	3.67	1	0	5.0	5	2	2	1	0	0	0	6	.244	93
9/20	@CIN	0	0	0	0	0	3.66	1	0	5.0	3	2	2	1	3	0	1	3	.242	97
9/26	OAK	1	0	0	0	0	3.53	1	0	5.0	2	0	0	0	0	0	0	8	.238	86
10/1	@COL	0	0	0	0	0	3.43	1	0	6.2	2	1	1	1	0	0	0	9	.232	96
SEPTEMBER TOTALS		2	0	0	0	0	2.08	4	0	21.2	12	5	5	3	3	0	1	26	.158	372



62

OLIVER ORTEGA

RHP

H/W: 6-0/165 **B/T:** R/R
AGE: 27
BORN: 10/2/1996 in Nagua, DR
RESIDES: Nagua, DR

ACQUIRED: Claimed off waivers from LAA, 1/6/23
M.L. SERVICE: 1 year, 19 days
CONTRACT STATUS: Signed thru 2023

PERSONAL: Oliver Ortega Holguin.

CAREER HIGHLIGHTS: Twins mark second organization after being claimed off waivers in offseason from Los Angeles-AL, where he spent first eight years...made major league debut September 8, 2021 at San Diego and recorded first career strikeout (Wil Myers)...named 2019 California League All-Star.

POSTSEASON CAREER: Has never appeared at major league level.

2023:

* Was in Twins spring training after being claimed off waivers from Los Angeles-AL in January...was on 40-man roster until being outrighted off roster to make room for Pablo López, who was acquired via trade on January 20.

CAREER HIGHS

IP: 3.0, 6/27/23 at ATL
SO: 3, 3x, last 7/23/23 vs. CWS
Walks: 3, 2x, last 8/22/23 at MIL
CG: --
Low-Hit CG: --
Win-Streak: 1, 2x, last 4/19/22



- * Reassigned to minor league camp from Twins spring training on March 23 and began season with Triple-A St. Paul...was on Saints 7-day IL from April 6-May 3 with a right shoulder strain.
- * Went 3-0, 2.42 ERA (22.1 IP, 6 ER) with two saves, seven walks and 28 strikeouts in 16 games for the Saints from April 2-June 18.
- * Contract selected by Minnesota on June 20 and made one appearance for Twins that same day...optioned back to St. Paul on June 23.
- * Made one appearance for the Saints and was recalled by Minnesota again on June 27.
- * Pitched major league career-high with 3.0 scoreless innings on June 27 at Atlanta, in a 6-2 defeat.
- * Appeared in eight games for the Twins from June 27-July 25, posting six scoreless appearances in that span with 13 strikeouts...struck out multiple hitters in four-straight games from July 17-25.
- * Optioned back to St. Paul on July 25 and recalled again on August 20.
- * Exited game on August 22 at Milwaukee and placed on 15-day Injured List with left lumbar strain on August 24...transferred to 60-day IL on August 28 (Kody Funderburk contract purchased), ending season.
- * Combined to go 3-2, 2.55 ERA (49.1 IP, 14 ER) with 17 walks, 58 strikeouts, a .198 opponent batting average in 34 games between St. Paul and Minnesota...held left-handed batters to a .140 batting average and right-handers to a .262 batting average.

PROFESSIONAL: Originally signed by Los Angeles-AL as international free agent December 10, 2014, signed by scouts Domingo Garcia and Alfredo Ulloa...DFA'd by Angels December 22, 2022 and claimed off waivers by Minnesota January 6, 2023.

ORTEGA'S PITCHING RECORD

YEAR	CLUB	W-L	ERA	G	GS	CG	SH	SV	IP	H	R	ER	HR	HB	BB	SO	WP	K/9	BAA
2015	DSL Angels	1-3	4.33	19	2	0	0	0	43.2	43	31	21	0	1	18	37	5	7.6	.254
2016	AZL Angels	2-3	2.83	8	5	0	0	0	28.2	15	9	9	1	2	10	27	3	8.5	.156
DID NOT PITCH																			
2018	Burlington	4-5	3.51	19	18	0	0	0	82.0	64	36	32	6	1	41	86	19	9.4	.215
2019	Inland Empire	4-5	3.34	21	16	0	0	2	94.1	67	44	35	8	2	49	121	11	11.5	.198
	Mobile	0-3	8.64	5	5	0	0	0	16.2	23	18	16	0	0	8	14	2	7.6	.319
NO SEASON - DID NOT PITCH																			
2021	Rocket City	2-3	6.16	25	0	0	0	5	30.2	33	28	21	3	1	13	46	6	13.5	.266
	Salt Lake	0-0	3.75	9	0	0	0	0	12.0	11	6	5	2	0	5	15	1	11.3	.229
	LOS ANGELES-AL	1-0	4.82	8	0	0	0	0	9.1	12	5	5	1	1	2	4	0	3.9	.333
2022	Salt Lake	2-1	5.96	23	0	0	0	2	25.2	34	18	17	3	4	8	27	2	9.5	.321
	LOS ANGELES-AL	1-3	3.71	27	0	0	0	1	34.0	32	18	14	5	1	18	33	5	8.7	.250
2023	St. Paul	3-1	1.82	24	0	0	0	5	34.2	24	11	7	3	1	10	44	0	11.4	.195
	MINNESOTA	0-1	4.30	10	0	0	0	0	14.2	11	7	7	2	1	7	14	1	8.6	.204
Minor League Totals		18-24	3.98	153	46	0	0	14	368.1	314	201	163	26	12	162	417	49	10.2	.229
Major League Totals		2-4	4.03	45	0	0	0	1	58.0	55	30	26	8	3	27	51	6	7.9	.252

ORTEGA'S CAREER FIELDING RECORD

POSITION	PCT	G	PO	A	E	TC	DP	PB
Pitcher	1.000	45	2	5	0	7	0	—

ORTEGA'S PROFESSIONAL INJURED LIST HISTORY

DATES	INJURY	LEVEL
August 24-end of 2023 season	Left Lumbar Strain	Minnesota
April 6-May 3, 2023	Right Shoulder Strain	Triple-A St. Paul
September 23-end of 2022 season	Right Shoulder Strain	Triple-A Salt Lake

ORTEGA'S GAME LOGS

DATE	OPP.	W	L	SV	SVO	HLD	ERA	GS	CG	IP	H	R	ER	HR	BB	IBB	HB	SO	AVG	#PIT
6/20	BOS	0	0	0	0	0	18.00	0	0	1.0	1	2	2	1	1	0	0	1	.250	16
6/27	@ATL	0	0	0	0	0	4.50	0	0	3.0	0	0	0	0	1	0	0	2	.077	32
JUNE TOTALS																				
		0	0	0	0	0	4.50	0	0	4.0	1	2	2	1	2	0	0	3	.077	48
7/4	KC	0	0	0	0	0	3.60	0	0	1.0	0	0	0	0	0	0	0	0	.063	13
7/8	BAL	0	0	0	0	0	2.57	0	0	2.0	0	0	0	0	1	0	0	1	.045	25
7/15	@OAK	0	0	0	0	1	2.25	0	0	1.0	2	0	0	0	0	0	0	1	.111	19
7/17	@SEA	0	0	0	0	0	3.86	0	0	1.1	2	2	2	1	0	0	0	2	.152	27
7/20	@SEA	0	0	0	0	0	3.27	0	0	1.2	0	0	0	0	0	0	0	2	.132	18
7/23	CWS	0	0	0	0	0	2.77	0	0	2.0	4	0	0	0	0	0	0	3	.188	36
7/25	SEA	0	1	0	0	0	4.50	0	0	1.0	2	3	3	0	1	0	1	2	.212	28
JULY TOTALS																				
		0	1	0	0	1	4.50	0	0	10.0	10	5	5	1	2	0	1	11	.256	166
8/22	@MIL	0	0	0	0	0	4.30	0	0	0.2	0	0	0	0	3	0	0	0	.204	25
AUGUST TOTALS																				
		0	0	0	0	0	0.00	0	0	0.2	0	0	0	0	3	0	0	0	.000	25



20

CHRIS PADDOCK

RHP


H/W: 6-5/217
AGE: 27
BORN: 1/8/1996 in Austin, TX
RESIDES: Crowley, TX
B/T: R/R

ACQUIRED: Trade with SD, 4/7/22
M.L. SERVICE: 5 years
CONTRACT STATUS: Signed thru 2025

PERSONAL: Christopher Joseph Paddock (pronounced pad-ICK)...Instagram: @paddock29...Padres fans first calling Paddock "the Sheriff" in Spring Training 2019 as an ode to his Texas roots and his cowboy hat and boots he wears on start days...the nickname took off when the Austin, TX native made his debut with the Padres by starting Game 4 of the 2019 season...Padres fans began wearing cowboy hats to his starts and badges with "Paddock's Posse" inscribed on them...had 40-plus family members and friends in attendance for his major league debut, and they too donned cowboy hats and boots in lieu of Paddock jerseys, which weren't yet available...had the word "Relentless" stitched on his glove...in an article in 2019, Paddock said "For me, it's just a reminder — what I'm doing, why I'm doing what I'm doing. If I catch myself with a lack of focus, that's just a focal point for me."...Paddock got a lion with blue eyes and the outline of the state of Texas tattooed on his left forearm following the 2019 season, and also has the number "236" tattooed on his right ribcage, referencing the number the Marlins selected him overall in the 2015 First-Year Player Draft...it serves as a reminder of how many players were taken before him...his pre-game rituals include eating an entire pizza the night before his start...roots for Texas A&M athletics...participated in 2023 TwinsFest at Target Field in January.

CAREER HIGHS

IP: 7.2, 2x, last 7/17/19 at MIA
SO: 11, 2x, last 6/18/21 vs. CIN
Walks: 4, 4/6/19 at STL
CG: - -
Low-Hit CG: - -
Win-Strike: 4, 8/29/19-8/3/20



CAREER HIGHLIGHTS Twins are third career organization (Miami - 2015-16 and San Diego - 2016-21)... missed almost entire 2022 season and first five-plus months of 2023 season recovering from Tommy John surgery on right elbow...made major league debut March 31, 2019 vs. San Francisco...named to *Baseball America's* Major League All-Rookie Team in 2019...among prospect rankings in the Padres system entering 2019, he was ranked No. 4 by ESPN.com, No. 5 by MLB Pipeline and No. 6 by *Baseball America*...underwent Tommy John surgery in 2016, missing the entire 2017 season...named 2018 Minor League Pitcher of the Year by Yahoo! Sports and Padres Pitching Prospect of the Year by MLB Pipeline...named to MiLB.com San Diego Organizational All-Star team in 2018.

POSTSEASON CAREER: Made first career Postseason start and appearance in Game 1 of the Wild Card Series vs. St. Louis on September 30, 2020, allowing six runs and eight hits in 2.1 innings pitched in San Diego's 7-4 defeat.

2023:

- * Signed three-year contract extension on January 18.
- * Placed on 60-day Injured List on February 23, recovering from Tommy John surgery on his right elbow.
- * Appeared in three games on rehab assignment during most of September, going 0-1, 3.72 ERA (9.2 IP, 4 ER) with three walks and 15 strikeouts between Low-A Fort Myers, Double-A Wichita and Triple-A St. Paul; reinstated on September 24.
- * Made return on September 24 vs. Los Angeles-AL...exited the bullpen and as he was approaching the infield dirt, the umpires called for the tarp and a 50-minute rain delay transpired...Paddock went straight to the dugout and did not pitch in the game but was officially in the boxscore.
- * Made official return to major league mound on September 25 vs. Oakland, pitching 2.0 innings of relief, allowing three runs on four hits, with one walks and four strikeouts...first major league appearance in 507 days...threw fastest pitch of career, a 99 mph four-seam fastball to Zack Gelof in the top of the sixth inning.
- * Earned first and only win of season in final appearance on September 30 at Colorado...entered after Emilio Pagán in bullpen day for Twins, pitching 3.0 shutout innings, with two hits allowed, no walks and four strikeouts.

PROFESSIONAL: Originally selected by Miami in eighth round of 2015 First-Year Player Draft...acquired by San Diego via trade with Miami on June 30, 2016, in exchange for right-handed pitcher Fernando Rodney...acquired by Twins via trade with San Diego on April 7, 2022, along with right-handed pitcher Emilio Pagán and a PTBNL, in exchange for left-handed pitcher Taylor Rogers, outfielder Brent Rooker and cash considerations.

PADDOCK'S CAREER FIELDING RECORD

POSITION	PCT	G	PO	A	E	TC	DP	PB
Pitcher	.807	68	19	33	6	58	1	—

PADDOCK'S PROFESSIONAL INJURED LIST HISTORY

DATES	INJURY	LEVEL
February 23-September 24, 2023	Recovering from Tommy John Surgery	Minnesota
May 10-end of 2022 season	Tommy John Surgery on Right Elbow	Minnesota
September 13-end of 2021 season	Right Elbow Inflammation	San Diego
July 31-August 30, 2021	Strained Left Oblique	San Diego
April 30-May 9, 2021	Undisclosed Injury	San Diego
July 27, 2016-April 30-2018	Tommy John Surgery on Right Elbow	Low-A Fort Wayne/High-A Lake Elsinore

PADDACK'S PITCHING RECORD

YEAR	CLUB	W-L	ERA	G	GS	CG	SHO	SV	IP	H	R	ER	HR	HB	BB	SO	WP	K/9	BAA
2015	GCL Marlins	4-3	2.18	11	7	0	0	0	45.1	37	14	11	1	1	7	39	3	7.7	.219
2016	Greensboro	2-0	0.95	6	6	0	0	0	28.1	9	3	3	2	3	2	48	0	15.2	.098
	Fort Wayne	0-0	0.64	3	3	0	0	0	14.0	11	1	1	0	0	3	23	0	14.8	.212
2017																			
INJURED - DID NOT PLAY																			
2018	Lake Elsinore	4-1	2.24	10	10	0	0	0	52.1	43	13	13	3	4	4	83	0	14.3	.223
	San Antonio	3-2	1.91	7	7	1	0	0	37.2	23	8	8	1	2	4	37	2	8.8	.177
2019	SAN DIEGO	9-7	3.33	26	26	0	0	0	140.2	107	58	52	23	6	31	153	1	9.8	.204
2020	SAN DIEGO	4-5	4.73	12	12	0	0	0	59.0	60	33	14	2	12	58	0	8.8	.262	
2021	SAN DIEGO	7-7	5.07	23	22	0	0	0	108.1	115	67	61	15	1	22	99	2	8.2	.269
2022	MINNESOTA	1-2	4.03	5	5	0	0	0	22.1	25	10	10	0	1	2	20	1	8.1	.284
2023	Fort Myers	0-0	6.75	1	1	0	0	0	2.2	2	2	2	0	0	2	4	0	13.5	.200
	Wichita	0-1	4.50	1	1	0	0	0	4.0	4	2	2	1	0	0	6	1	13.5	.267
	St. Paul	0-0	0.00	1	0	0	0	0	3.0	2	0	0	0	0	1	5	0	15.0	.182
	MINNESOTA	1-0	5.40	2	0	0	0	0	5.0	6	3	3	1	0	1	8	1	14.4	.286
Minor League Totals		13-7	1.92	40	35	1	0	0	187.1	131	43	40	8	10	23	245	6	11.8	.195
Major League Totals		22-21	4.21	68	65	0	0	0	335.1	313	171	157	53	10	68	338	5	9.1	.243

PADDACK'S WILD CARD RECORD

YEAR	OPPONENT	W-L	ERA	G	GS	CG	SH	SV	IP	H	R	ER	HR	HB	BB	SO	WP	K/9	BAA
2020	St. Louis	0-1	23.14	1	1	0	0	0	2.1	8	6	6	1	0	0	1	0	3.9	.571

PADDACK'S BATTING RECORD

BATTING	AVG	AB	R	H	2B	3B	HR	RBI	SH	SF	HBP	BB	SO	SB	OBP	OPS
Career	.078	77	3	6	0	0	0	2	9	0	1	1	45	0	.101	.179

PADDACK'S GAME LOGS

DATE	OPP.	W	L	SV	SVO	HLD	ERA	GS	CG	IP	H	R	ER	HR	BB	IBB	HB	SO	AVG	#PIT
9/24	LAA	0	0	0	0	0	--	0	0	0.0	0	0	0	0	0	0	0	0	--	0
9/26	OAK	0	0	0	0	0	13.50	0	0	2.0	4	3	3	1	1	0	0	4	4.00	40
9/30	@COL	1	0	0	0	0	5.40	0	0	3.0	2	0	0	0	0	0	0	4	2.86	39
SEPTEMBER TOTALS		1	0	0	0	0	5.40	0	0	5.0	6	3	3	1	1	0	0	8	2.86	79



15
EMILIO PAGÁN

RHP

H/W: 6-3/216 B/T:L/R
AGE: 32
BORN: 5/7/1991 in Simpsonville, SC
RESIDES: Charlotte, NC

ACQUIRED: Trade with SD, 4/7/22
M.L. SERVICE: 6 years, 92 days
CONTRACT STATUS: Signed thru 2023

PERSONAL: Emilio Enrique Pagán...X: @Pagan15...Instagram: @emilio_pagan...he and his wife, Jordyn, have daughters Paxtyn and Lexington...the family is joined by their Staffordshire terrier and boxer mix named Blaze, as well as mix Jumpy, so named because they found him on the side of the road...in 2019 with Tampa Bay, Emilio brought a boom box along for bus and plane rides when the team traveled...teammates were free to borrow it and play the music of their choice...he personally prefers hip-hop of the 1980s and '90s, house music and Latin music, depending on his mood...was in a play called "The Nifty Fifties" in middle school thanks to his older brother, Javy...a week before the play was set to open, another student dropped out of the production...Javy was in the play, and Emilio was often on hand waiting for him to finish rehearsals, so he was pressed into service and had around three lines...Javy still serves the arts, handling some of the business duties for a theatre in Greenville, SC...his father, Javier, was born in Puerto Rico...when he pitched for Puerto Rico at the 2017 World Baseball Classic, Emilio had not yet made his major league debut and got to be teammates with Yadier Molina, Carlos Beltrán and many others he admired...is a big fan of the Carolina Panthers and enjoys playing fantasy football.

CAREER HIGHS

IP: 4.0, 2x, last 6/11/17 vs TOR
SO: 5, 3x, last 5/18/19 at NYY
Walks: 3, 9/2/23 at TEX
CG: --
Low-Hit CG: --
Save-Strike: 7, 2x, last 8/22-9/14/19



CAREER HIGHLIGHTS: Twins are fifth organization (Seattle - 2013-17, Oakland - 2018, Tampa Bay - 2019 and San Diego - 2020-21)...pitched for Team Puerto Rico in the 2023 World Baseball Classic...pitched for Puerto Rico in the 2017 WBC (2 appearances, 2.0 IP, 0 runs)...made major league debut on May 3, 2017 vs. Los Angeles-AL...named Southern League Midseason All-Star in 2016, Midwest League Midseason All-Star in 2014 and Appalachian League Postseason All-Star in 2013.

POSTSEASON CAREER: Has gone 1-0, 2.25 ERA (8.0 IP, 2 ER) with four walks and five strikeouts in nine Postseason appearances with Tampa Bay and San Diego...**2020:** Appeared in five of the Padres' six Postseason games, allowing no runs and two hits (.118 average) and two walks (0.80 WHIP)...tossed scoreless seventh frames in both Wild Card victories vs. St. Louis, earning his first career Postseason victory in Game 2 and his second Postseason hold in Game 3...**2019:** Made first career Postseason appearance while pitching for Tampa Bay by retiring both batters faced in the AL Wild Card Game at Oakland, ending a 5-1 win...his first two appearances in the ALDS against the Astros were scoreless, but he allowed solo homers to Michael Brantley and José Altuve in Game 5.

2023:

- * Pitched for Team Puerto Rico in World Baseball Classic and appeared in one game, posting 1.0 scoreless inning with one walk and one strikeout vs. Team Nicaragua on March 11.
- * Spent second season in Twins bullpen as one of middle-to-late inning relievers.
- * Posted ERAs per month of 6.30 ERA in eight April games, 3.09 ERA in 12 May games, 2.84 ERA in 10 June games, 1.50 ERA in 13 July games, 3.75 ERA in 17 August games and 0.82 ERA (11.0 IP, 1 ER) in 10 September games.
- * Allowed career-high six runs on eight hits in 1.2 relief innings on April 20 at Boston...had to warm-up and enter early after starter Kenta Maeda was struck with a comebacker in the second inning.
- * Held opponents homerless in first 15 appearances from April 2-May 15 (17.1 IP).
- * Earned first save of season on September 29 at Colorado, pitching 1.0 scoreless inning with one strikeout, closing a 7-6 Twins win.
- * Was the Opener the next day on September 30 at Colorado, his first career start and second as a professional...became the fourth Twin in history (since 1961) to start the next game after finishing the previous game...first to do it after recording a save.
- * Recorded all nine of his holds from July 16-end of regular season...in that span, went 2-1, 2.01 ERA (31.1 IP, 7 ER) with eight walks, 29 strikeouts and a .133 opponent batting average.
- * Walked just five batters in final 20 appearances from August 9-September 30.
- * Posted ERAs of 3.52 (7.2 IP, 3 ER) on 0 days rest, 2.78 (22.2 IP, 7 ER) on one day of rest and 0.66 (13.2 IP, 1 ER) on two days of rest.
- * Went 2-1, 1.27 ERA (35.1 IP, 5 ER) in 34 home games, compared to 3-1, 4.76 ERA (34.0 IP, 18 ER) in 32 away games.
- * Held right-handed hitters to a .163 batting average with a .507 OPS, compared to .206 average with a .611 OPS vs. lefties.
- * Earned five wins in relief, setting single-season career-high.
- * Ranked tied for third on club in holds (9) and second in games (66).
- * Finished with just five home runs allowed on season, posting a 0.65 HR/9.0 IP ratio, the best of career...1.83 HR% also career-high.
- * Appeared in 66 games, tied for second most of career (67 in 2021 with San Diego).

PROFESSIONAL: Originally selected by Seattle in 10th round of 2013 First-Year Player Draft...acquired by Oakland from Seattle via trade along with Alexander Campos, in exchange for Ryon Healy November 15, 2017...acquired by Tampa Bay from Oakland along with a Competitive Balance Round A draft selection from the A's as part of a three-team trade in which Texas sent Rollie Lacy and Jurickson Profar to Oakland, Tampa Bay sent Kyle Bird, Brock Burke and Yoel Espinal to Texas, and Oakland sent Eli White and cash considerations to Texas December 21, 2018...acquired by San Diego from Tampa Bay in exchange for Manuel Margot and Logan Driscoll on February 8, 2020...acquired by Minnesota via trade with San Diego, along with Chris Paddock and a PTBNL, in exchange for Taylor Rogers, Brent Rooker and cash considerations April 7, 2022.

PAGÁN'S PITCHING RECORD

YEAR	CLUB	W-L	ERA	G	GS	CG	SHO	SV	IP	H	R	ER	HR	HB	BB	SO	WP	K/9	BAA
2013	Pulaski	1-0	0.00	15	0	0	0	12	20.1	9	0	0	0	1	5	27	1	12.0	.127
	Everett	0-1	4.50	5	0	0	0	0	6.0	8	4	3	1	0	1	8	1	12.0	.320
2014	Clinton	2-3	2.89	42	0	0	0	16	56.0	43	19	18	4	4	14	62	1	10.0	.214
2015	Bakersfield	3-8	2.53	42	0	0	0	8	78.1	63	29	22	5	5	27	88	4	10.1	.218
2016	Jackson	4-1	1.17	18	0	0	0	9	30.2	19	4	4	1	1	11	45	3	13.2	.170
	Tacoma	1-2	3.67	23	0	0	0	1	34.1	28	14	14	6	0	18	39	0	10.2	.222
2017	Tacoma	2-1	2.56	23	0	0	0	5	31.2	19	9	9	0	2	8	36	0	10.2	.171
	SEATTLE	2-3	3.22	34	0	0	0	0	50.1	39	20	18	7	1	8	56	1	10.0	.212
2018	Nashville	1-0	3.00	5	0	0	0	0	6.0	5	3	2	2	0	0	11	1	16.5	.208
	OAKLAND	3-1	4.35	55	0	0	0	0	62.0	55	30	30	13	3	19	63	3	9.1	.230
2019	Durham	0-0	0.00	4	1	0	0	2	6.0	2	2	0	0	1	4	10	0	15.0	.095
	TAMPA BAY	4-2	2.31	66	0	0	0	20	70.0	45	19	18	12	1	13	96	3	12.3	.179
2020	SAN DIEGO	0-1	4.50	22	0	0	0	2	22.0	14	11	11	4	0	9	23	0	9.4	.182
2021	SAN DIEGO	4-3	4.83	67	0	0	0	0	63.1	56	35	34	16	2	18	69	0	9.8	.231
2022	MINNESOTA	4-6	4.43	59	0	0	0	9	63.0	60	36	31	12	1	26	84	3	12.0	.245
2023	MINNESOTA	5-2	2.99	66	1	0	0	1	69.1	45	26	23	5	1	21	65	2	8.4	.181
Minor League Totals		14-16	2.41	177	1	0	0	53	269.1	196	84	72	19	14	88	326	11	10.9	.200
Major League Totals		22-18	3.71	369	1	0	0	32	400.0	314	177	165	69	9	114	456	12	10.3	.211

PAGÁN'S WILD CARD RECORD

YEAR	OPPONENT	W-L	ERA	G	GS	CG	SH	SV	IP	H	R	ER	HR	HB	BB	SO	WP	K/9	BAA
2019	Oakland	0-0	0.00	1	0	0	0	0	0.2	0	0	0	0	0	0	1	0	13.5	.000
2020	St. Louis	1-0	0.00	3	0	0	0	0	3.0	2	0	0	0	0	2	2	0	6.0	.182
Wild Card Totals		1-0	0.00	4	0	0	0	0	3.2	2	0	0	0	0	2	3	0	7.4	.154

PAGÁN'S DIVISION SERIES RECORD

YEAR	OPPONENT	W-L	ERA	G	GS	CG	SH	SV	IP	H	R	ER	HR	HB	BB	SO	WP	K/9	BAA
2019	Houston	0-0	7.71	3	0	0	0	0	2.1	5	3	2	2	0	2	1	0	3.9	.385
2020	Los Angeles-NL	0-0	0.00	2	0	0	0	0	2.0	0	0	0	0	0	0	1	0	4.5	.000
Division Series Totals		0-0	4.15	5	0	0	0	0	4.1	5	3	2	2	0	2	2	0	4.2	.263

PAGÁN'S WORLD BASEBALL CLASSIC RECORD

YEAR	CLUB	W-L	ERA	G	GS	CG	SH	SV	IP	H	R	ER	HR	HB	BB	SO	WP	K/9	BAA
2017	Puerto Rico	0-0	0.00	2	0	0	0	0	2.0	1	0	0	0	0	1	0	0	0.0	.143
2023	Puerto Rico	0-0	0.00	1	0	0	0	0	1.0	1	0	0	0	0	1	1	0	9.0	.333

PAGÁN'S CAREER FIELDING RECORD

POSITION	PCT	G	PO	A	E	TC	DP	PB
Pitcher	.944	369	13	21	2	36	2	—

PAGÁN'S BATTING RECORD

BATTING	AVG	AB	R	H	2B	3B	HR	RBI	SH	SF	HBP	BB	SO	SB	OBP	OPS
Career	.000	5	0	0	0	0	0	0	0	0	0	0	3	0	.000	.000

PAGÁN'S PROFESSIONAL INJURED LIST HISTORY

DATES	INJURY	LEVEL
September 2-10, 2020	Right Biceps Inflammation	San Diego

PAGÁN'S GAME LOGS

DATE	OPP.	W	L	SV	SVO	HLD	ERA	GS	CG	IP	H	R	ER	HR	BB	IBB	HB	SO	AVG	#PIT
4/2	@KC	0	0	0	0	0	9.00	0	0	1.0	2	1	1	0	0	0	0	1	4.00	16
4/4	@MIA	0	0	0	0	0	3.00	0	0	2.0	0	0	0	0	1	0	0	2	2.00	26
4/9	HOU	0	0	0	0	0	2.08	0	0	1.1	2	0	0	0	0	0	0	0	2.50	25
4/14	@NYY	1	0	0	0	0	1.69	0	0	1.0	0	0	0	0	0	0	0	1	2.11	12
4/16	@NYY	0	0	0	0	0	1.42	0	0	1.0	0	0	0	0	1	0	0	1	1.90	15
4/20	@BOS	0	0	0	0	0	7.88	0	0	1.2	8	6	6	0	0	0	0	1	3.53	42
4/26	NY	0	0	0	0	0	7.00	0	0	1.0	0	0	0	0	0	0	0	1	3.24	10
4/30	KC	0	0	0	0	0	6.30	0	0	1.0	2	1	0	0	0	0	0	1	3.26	23
APRIL TOTALS		1	0	0	0	0	6.30	0	0	10.0	14	8	7	0	2	0	0	8	3.26	169
5/3	@CWS	0	0	0	0	0	5.56	0	0	1.1	1	0	0	0	0	0	0	2	3.13	18
5/4	@CWS	1	0	0	0	0	5.11	0	0	1.0	0	0	0	0	1	1	0	2	2.94	20
5/7	@CLE	0	0	0	0	0	4.73	0	0	1.0	0	0	0	0	0	0	0	0	2.78	12
5/9	SD	0	0	0	0	0	4.30	0	0	1.1	1	0	0	0	0	0	0	2	2.71	24
5/11	SD	1	0	0	0	0	4.02	0	0	1.0	0	0	0	0	0	0	0	1	2.58	12
5/14	CHC	0	0	0	0	0	3.86	0	0	0.2	2	0	0	0	0	0	0	1	2.73	23
5/15	@LAD	0	0	0	0	0	4.15	0	0	1.0	1	1	1	0	1	0	0	1	2.71	18
5/17	@LAD	0	0	0	1	0	5.60	0	0	0.1	3	3	1	2	0	0	0	0	2.78	14
5/22	SF	0	0	0	0	0	5.30	0	0	1.0	0	0	0	0	2	0	0	2	2.67	23
5/23	SF	0	0	0	0	0	5.03	0	0	1.0	0	0	0	0	0	0	0	1	2.56	9
5/26	TOR	0	0	0	0	0	4.57	0	0	2.0	0	0	0	0	0	0	0	3	2.38	21
5/28	TOR	0	0	0	0	0	4.57	0	0	0.0	0	0	0	0	0	0	1	0	2.38	7
MAY TOTALS		2	0	0	1	0	3.09	0	0	11.2	6	4	4	1	6	1	1	15	1.46	201

6/1	CLE	0	0	0	0	0	4.13	0	0	2.1	1	0	0	0	0	0	0	0	226	33
6/3	CLE	0	0	0	0	0	4.07	0	0	0.1	0	0	0	0	0	0	0	0	223	4
6/6	@TB	0	0	0	0	0	3.76	0	0	2.0	1	0	0	0	0	0	0	2	218	20
6/11	@TOR	0	1	0	1	0	4.61	0	0	1.0	3	3	3	1	0	0	0	0	234	22
6/15	DET	0	0	0	0	0	4.30	0	0	2.0	1	0	0	0	0	0	0	3	230	24
6/17	DET	0	0	0	0	0	4.06	0	0	1.2	0	0	0	0	0	0	0	0	220	21
6/19	BOS	0	0	0	0	0	3.98	0	0	0.2	0	0	0	0	0	2	0	0	218	17
6/24	@DET	0	0	0	0	0	3.82	0	0	1.1	0	0	0	0	1	0	0	1	211	29
6/26	@ATL	0	0	0	0	0	4.05	0	0	0.1	1	1	1	1	0	0	0	1	216	8
6/30	@BAL	0	0	0	0	0	3.93	0	0	1.0	1	0	0	0	0	0	0	2	217	19
JUNE TOTALS		0	1	0	1	0	2.84	0	0	12.2	8	4	4	2	3	0	0	9	.178	197
7/2	@BAL	0	0	0	0	0	3.89	0	0	0.1	0	0	0	0	0	0	0	1	215	6
7/3	KC	0	0	0	0	0	4.04	0	0	1.0	2	1	1	0	1	0	0	1	222	25
7/7	BAL	0	0	0	0	0	4.00	0	0	0.1	0	0	0	0	0	0	0	1	221	4
7/9	BAL	0	0	0	0	0	3.96	0	0	0.1	1	0	0	0	0	0	0	0	225	2
7/14	@OAK	0	0	0	0	0	3.79	0	0	1.2	0	0	0	0	1	0	0	1	217	27
7/16	@OAK	0	0	0	0	1	3.66	0	0	1.1	0	0	0	0	0	0	0	1	211	12
7/18	@SEA	0	0	0	0	0	3.57	0	0	1.0	0	0	0	0	0	0	0	1	207	8
7/19	@SEA	1	0	0	0	1	3.48	0	0	1.0	0	0	0	0	0	0	0	2	203	11
7/21	CWS	0	0	0	0	1	3.40	0	0	1.0	1	0	0	0	1	0	0	0	204	15
7/23	CWS	1	0	0	0	0	3.32	0	0	1.0	0	0	0	0	0	0	0	1	200	11
7/25	SEA	0	0	0	1	0	3.45	0	0	1.0	1	1	1	1	0	0	0	1	201	19
7/28	@KC	0	0	0	0	0	3.38	0	0	1.0	0	0	0	0	0	0	0	1	198	18
7/30	@KC	0	0	0	0	0	3.30	0	0	1.0	0	0	0	0	0	0	0	0	194	6
JULY TOTALS		2	0	0	1	3	1.50	0	0	12.0	5	2	2	1	3	0	0	11	.122	164
8/1	@STL	0	0	0	0	1	3.23	0	0	1.0	0	0	0	0	1	0	0	1	191	16
8/4	ARI	0	0	0	0	1	3.19	0	0	0.2	1	0	0	0	0	0	0	0	193	11
8/6	ARI	0	0	0	1	0	3.31	0	0	1.0	1	1	1	0	1	0	0	1	194	18
8/9	@DET	0	0	0	0	0	3.24	0	0	1.0	0	0	0	0	0	0	0	1	191	14
8/13	@PHI	0	0	0	0	1	3.20	0	0	0.2	0	0	0	0	0	0	0	2	189	9
8/15	DET	0	0	0	0	1	3.14	0	0	1.0	0	0	0	0	0	0	0	0	186	11
8/16	DET	0	0	0	0	1	3.08	0	0	1.0	1	0	0	0	0	0	0	1	188	15
8/18	PIT	0	0	0	0	0	3.02	0	0	1.0	0	0	0	0	0	0	0	1	185	11
8/23	@MIL	0	0	0	0	1	3.29	0	0	1.0	2	2	2	1	0	0	0	1	190	21
8/26	TEX	0	0	0	0	0	3.23	0	0	1.0	0	0	0	0	0	0	0	0	187	14
8/27	TEX	0	0	0	0	0	3.18	0	0	1.0	0	1	0	0	0	0	0	1	185	11
8/29	CLE	0	0	0	0	0	3.28	0	0	1.0	2	1	1	0	0	0	0	0	190	14
8/30	CLE	0	1	0	0	0	3.39	0	0	0.2	0	2	1	0	1	1	0	0	190	7
AUGUST TOTALS		0	1	0	1	6	3.75	0	0	12.0	7	7	5	1	3	1	0	9	.171	172
9/2	@Tex	0	0	0	1	0	3.49	0	0	1.0	0	1	1	0	3	0	0	1	188	24
9/5	@Cle	0	0	0	0	0	3.43	0	0	1.0	0	0	0	0	0	0	0	1	185	12
9/8	NYM	0	0	0	0	0	3.38	0	0	1.0	0	0	0	0	0	0	0	0	183	11
9/13	TB	0	0	0	0	0	3.27	0	0	2.0	2	0	0	0	0	0	0	2	185	29
9/17	@CWS	0	0	0	0	0	3.22	0	0	1.0	1	0	0	0	1	0	0	1	186	22
9/19	@Cin	0	0	0	0	0	3.17	0	0	1.0	0	0	0	0	0	0	0	2	184	8
9/23	LAA	0	0	0	0	0	3.12	0	0	1.0	0	0	0	0	0	0	0	2	181	10
9/27	Oak	0	0	0	0	0	3.07	0	0	1.0	1	0	0	0	0	0	0	3	183	18
9/29	@Col	0	0	1	1	0	3.03	0	0	1.0	1	0	0	0	0	0	0	1	184	9
9/30	@Col	0	0	0	0	0	2.99	1	0	1.0	0	0	0	0	0	0	0	0	181	15
SEPTEMBER TOTALS		0	0	1	2	0	0.82	1	0	11.0	5	1	1	0	4	0	0	13	.135	158



11

JORGE POLANCO

IF

H/W: 6-0/214

B/T: S/R

AGE: 30

BORN: 7/5/1993 in San Pedro de Macoris, DR

RESIDES: San Pedro de Macoris, DR

ACQUIRED: Signed as undrafted free agent, 7/6/09

M.L. SERVICE: 7 years, 25 days

CONTRACT STATUS: Signed thru 2023 (plus 2 year option)

PERSONAL: Jorge Luis Polanco (Pacheco)...X: @Jorge_Polanco1...Instagram: @jorge_polanco05...wife Lucero (Ramirez)...sons Jorge Luis Jr. (born in 2017), Justin Luis (born in 2018) and Joey Luis (born in 2021)...signed out of San Pedro de Macoris, Dominican Republic one day after 16th birthday on July 6, 2009...hobbies include playing pool, being with family and traveling...participated in 2017-18 Twins Winter Caravan...if he wasn't a baseball player, he would be an accountant or business owner...favorite movie is "Taken" (all installments)...favorite Dominican food is sancocho...participated in 2023 TwinsFest at Target Field in January.

CAREER HIGHLIGHTS: Primarily second baseman in recent seasons, but came up as shortstop and mixed in at third base late during 2023 season...unanimous winner of the 2021 Most Valuable Twin Award, as well as the winner of the Charles O. Johnson Award for Most Improved Twin...is the longest-tenured Twin, making debut June 26, 2014...in 2021, became the fifth Twins hitter with 30+ doubles, 30+ homers, 90+ RBI and 10+ stolen bases in a single season, joining Brian Dozier (2016-17), Gary Gaetti (1986-87), Kirby Puckett (1986) and Tony Oliva (1964)...hit 33 homers and recorded 98 RBI in 2021, setting Twins single-season records for a switch hitter...had five walk-off plate appearances in 2021, matching Twins' single-season record (Kent Hrbek, 1987)...2021 Twins winner of the MLBPA Heart and Hustle Award...named starting shortstop for AL in 2019 All-Star Game...became 11th Twin to hit for cycle April 5, 2019 at Philadelphia...recorded five hits twice in 2019 (April 5 at Philadelphia and May 8 at Toronto); is one of five players in club history with multiple five-hit games in a season...homered from both sides of plate August 29, 2017 vs. Chicago-AL, the fifth player in club history to do so at the time (Chili Davis, Roy Smalley, Ryan Doumit and Kennys Vargas)...ranked sixth-best prospect in Twins system by *Baseball America* entering 2016...made major league debut June 26, 2014 at Los Angeles-AL...at 20 years and 356 days old, became the youngest Twin to debut since Joe Mauer at 20 years, 352 days in 2004...named Southern League All-Star in 2015...ranked eighth-best prospect and best strike zone discipline in Twins system by *Baseball America* entering 2015, and best defensive shortstop in Florida State League by *Baseball America*.

POSTSEASON CAREER: Has hit .227 (5-for-22) with one home run, two RBI, four walks and a .370 on-base percentage in six career Postseason games...**2020:** Started at shortstop for both games of the American League Wild Card Series vs. Houston, going 1-for-7 with a walk...**2019:** played in all three games of ALDS vs. New York-AL, going 3-for-11 with one home run, two RBI, one hit-by-pitch, a stolen base and two walks...hit first homer of series in first inning of Game 1 October 4 at Yankee Stadium, a solo shot to leftfield off James Paxton...**2017:** made Postseason debut, starting at shortstop, batting third in AL Wild Card Game vs. New York-AL, going 1-for-4 with a walk, two runs scored and two strikeouts in a Twins 8-4 defeat.

2023:

- ✦ Began season on 10-day Injured List with left knee inflammation...played in eight games on rehab assignment with Low-A Fort Myers and Triple-A St. Paul and was reinstated on April 21.
- ✦ Hit 100th career home run on April 28 vs. Kansas City, a three-run shot off Jordan Lyles.
- ✦ Hit safely in first eight games of season from April 21-29, marking a season high.
- ✦ Reached a season high four times twice on season, in back-to-back games: May 14 vs. Chicago-NL (1-for-2, with 3 BB) and May 15 at Los Angeles-NL (3-for-5 with 1 BB).
- ✦ Placed on 10-day IL on May 20 with a strained left hamstring; reinstated on June 1 and re-injured himself and placed back on IL with same injury on June 9...played in seven games on rehab assignment and reinstated on July 28.
- ✦ Began playing third base more regularly for Twins from late July-mid August while Royce Lewis was on the IL, Edouard Julien was at second base and Carlos Correa at shortstop.
- ✦ Played in 800th career game on August 16 vs. Detroit.
- ✦ Recorded 50th career stolen base on August 19 vs. Pittsburgh.
- ✦ Hit 10th home run of season on August 28 vs. Cleveland, giving him double-digit home run totals for third-straight season and fifth time in career.
- ✦ Drew 300th career walk on September 8 vs. New York-NL.
- ✦ Hit 111th home run of career on September 17 at Chicago-AL, a solo shot off Luis Patiño...the homer passed Roy Smalley and moved him into solo possession of first place on the Twins all-time home run list by a switch hitter.

CAREER HIGHS

Hits: 5, 2x, last 5/8/19 at TOR

RBI: 5, 7/11/21 vs. DET

HR: 2, 5x, last 7/6/22 at CWS

GS: - -

SB: 1, 5/1x, last 9/3/23

Hit-Strike: 14, 5/27-6/13/19

WALK-OFF HITS/PA

5/19/17 vs. KC (SF)

8/18/20 vs. MIL (FC)

5/18/21 vs. CWS (1B)

7/11/21 vs. DET (HR)

8/15/21 vs. TB (SF)

8/16/21 vs. CLE (2B)

8/18/21 vs. CLE (1B)

MULTI-HR GAMES

8/29/17 vs. CWS (both sides)

6/9/21 vs. NYY

8/8/21 at HOU

9/11/21 vs. KC

7/6/22 at CWS



- * Appointed Co-Manager by Rocco Baldelli, along with Kyle Farmer for September 30 at Colorado...Twins went on to win 14-6.
- * Played 58 games (54 starts) at second base and 15 games (11 starts) at third base...first season in major league career in which he did not appear at shortstop.
- * Hit .361 (13-for-36) with a 1.161 OPS with runners in scoring position and two outs...hit .714 (5-for-7) with a 1.607 OPS with bases loaded.
- * Hit .310 (27-for-87) with an .823 OPS vs. left-handed pitching and .233 (50-for-215) with a .775 OPS vs. right-handed pitching.

PROFESSIONAL: Signed by Twins as undrafted free agent July 6, 2009; signed by scout Fred Guerrero.

POLANCO'S PLAYING RECORD

YEAR	CLUB	AVG	G	AB	R	H	2B	3B	HR	RBI	SH	SF	HBP	BB	SO	SB	CS	OBP	OPS
2010	DSL Twins	.250	18	60	5	15	2	0	0	7	0	2	0	6	9	1	3	.309	.592
	GCL Twins	.223	34	103	12	23	5	0	1	12	2	2	0	12	9	2	4	.299	.600
2011	GCL Twins	.250	51	172	21	43	8	3	1	16	2	1	3	15	24	6	4	.319	.668
2012	Elizabethhton	.318	51	173	35	55	15	2	5	27	3	5	3	20	26	6	3	.388	.902
2013	Cedar Rapids	.308	115	465	76	143	32	10	5	78	3	10	3	42	59	4	4	.362	.814
2014	Fort Myers	.291	94	378	61	110	17	6	6	45	1	6	1	46	60	10	8	.364	.779
	New Britain	.281	37	146	13	41	6	0	1	16	2	0	0	9	28	7	3	.323	.665
	MINNESOTA	.333	5	6	2	2	1	1	0	3	0	0	0	2	2	0	0	.500	1.333
2015	Chattanooga	.289	95	394	55	114	17	3	6	47	0	2	0	35	63	18	10	.346	.739
	Rochester	.284	22	88	7	25	6	0	0	6	0	2	0	4	10	1	0	.309	.661
	MINNESOTA	.300	4	10	1	3	0	0	0	1	0	0	0	2	1	1	0	.417	.717
2016	Rochester	.276	75	293	32	81	14	6	9	39	0	4	1	27	51	5	4	.335	.792
	MINNESOTA	.282	69	245	24	69	15	4	4	27	2	3	3	17	46	4	3	.332	.757
2017	MINNESOTA	.256	133	488	60	125	30	3	13	74	7	6	2	41	78	13	5	.313	.723
2018	Fort Myers	.333	2	6	1	2	0	0	1	1	0	0	0	2	2	0	0	.500	1.333
	Rochester	.462	4	13	0	6	0	1	0	0	0	0	0	2	2	0	0	.533	1.149
	MINNESOTA	.288	77	302	38	87	18	3	6	42	3	1	2	25	62	7	7	.345	.773
2019	MINNESOTA	.295	153	631	107	186	40	7	22	79	2	7	4	60	116	4	3	.356	.841
2020	MINNESOTA	.258	55	209	22	54	8	0	4	19	2	1	1	13	35	4	2	.304	.658
2021	MINNESOTA	.269	152	588	97	158	35	2	33	98	0	6	5	45	118	11	6	.323	.826
2022	St. Paul	.500	1	2	0	1	0	0	0	1	0	0	0	1	0	0	0	.667	1.167
	MINNESOTA	.235	104	375	54	88	16	0	16	56	0	4	2	64	95	3	3	.346	.751
2023	Fort Myers	.278	6	18	3	5	1	0	0	1	0	1	0	3	6	0	0	.364	.697
	St. Paul	.281	9	32	5	9	1	0	1	1	0	1	0	5	10	0	0	.395	.801
	MINNESOTA	.255	80	302	38	77	19	0	14	48	0	3	2	36	88	4	0	.335	.789
Minor League Totals		.287	614	2343	326	673	124	31	36	297	13	35	12	229	359	60	43	.349	.762
Major League Totals		.269	832	3156	443	849	181	20	112	447	16	31	21	305	641	51	29	.334	.780

POLANCO'S WILD CARD RECORD

YEAR	OPPONENT	AVG	G	AB	R	H	2B	3B	HR	RBI	SH	SF	HBP	BB	SO	SB	CS	OBP	OPS
2017	New York-AL	.250	1	4	2	1	0	0	0	0	0	0	0	1	2	0	0	.400	.650
2020	Houston	.143	1	7	0	1	0	0	0	0	0	0	0	1	2	0	0	.250	.393
Wild Card Totals		.222	2	11	2	1	0	0	0	0	0	0	0	2	4	0	0	.364	.753

POLANCO'S DIVISION SERIES RECORD

YEAR	OPPONENT	AVG	G	AB	R	H	2B	3B	HR	RBI	SH	SF	HBP	BB	SO	SB	CS	OBP	OPS
2019	New York-AL	.273	3	11	1	3	0	0	1	2	0	0	1	2	1	1	0	.429	.974

POLANCO'S CAREER FIELDING RECORD

POSITION	PCT	G	PO	A	E	TC	DP	PB
Shortstop	.959	501	515	1188	73	1776	228	—
Second Base	.976	280	410	657	26	1093	150	—
Third Base	.918	24	5	40	4	49	3	—
Totals	.965	805	930	1885	103	2918	381	—

POLANCO'S PROFESSIONAL INJURED LIST HISTORY

DATES	INJURY	LEVEL
June 10-July 28, 2023	Left Hamstring Strain	Minnesota
May 20-June 1, 2023	Left Hamstring Strain	Minnesota
March 30-April 21, 2023	Left Knee Inflammation	Minnesota
September 3-end of 2022 season	Left Knee Inflammation	Minnesota
June 17-28, 2022	Low Back Tightness	Minnesota
August 16-28, 2013	Right Groin Strain	Low-A Cedar Rapids





41 JOE RYAN

RHP

H/W: 6-2/193

B/T: R/R

AGE: 27

BORN: 6/5/1996 in San Francisco, CA

RESIDES: San Anselmo, CA

ACQUIRED: Trade with TB, 7/22/21

M.L. SERVICE: 2 years, 34 days

CONTRACT STATUS: Signed thru 2023

PERSONAL: Joseph Philip Ryan...Instagram: @thejoeryanexperience...born and raised in Marin County, CA – family has lived there for five generations...father, Kurtis, is an extreme athlete and used to take him on week-long camping trips and hiking after school...growing up, his primary sport was water polo, which he played year-round, even during baseball season...used the pandemic pause in 2020 to take Muay Thai training lessons via Zoom...selected by Tampa Bay in seventh round of 2018 First-Year Player Draft out of California State University Stanislaus...went 8-1 with a 1.65 ERA (98.1 IP, 18 ER) in 14 starts as a senior and led all divisions of collegiate baseball with 127 strikeouts...earned three selections to All-American teams, including First Team All-America honors by the Division II Conference Commissioners Association...pitched three seasons at California State University Northridge before transferring to Stanislaus...earned a silver medal with Team USA at the 2020 Tokyo Olympics, going 1-0 with a 1.74 ERA (10.1 IP, 2 ER), one walk and eight strikeouts in two starts; became the first Twins farmhand to record an Olympic victory since Brian Duensing earned the win for Team USA over Team Canada August 16, 2008 at the Beijing Olympics...also pitched for Team USA in the World Baseball Softball Confederation (WBSC) Baseball Americas Qualifier in early June 2021; started once for Team USA against the Dominican Republic June 1, taking a no-decision after allowing three runs on four hits, with one walk and 10 strikeouts...two of those 10 K's were against former Toronto Blue Jays slugger José Bautista, who was punched out twice by Ryan; Team USA won that game, 8-6, and went on to win the qualifier and clinch an Olympic berth...was roommate with Twins pitcher and fellow 2021 trade acquisition Simeon Woods Richardson during the tournament...spent first major league season wearing uniform number 74, changing to 41 prior to 2022 season...has a passion for martial arts and boxing, mostly for the mental side...worked with Jason Park, a Muay Thai Coach and a UFC coach...enjoys the workout and says it's similar to pitching...participated in 2023 TwinsFest at Target Field in January...his mound warm-up song is "Fire on the Mountain" by the Grateful Dead.

CAREER HIGHS

IP: 9.0, 6/22/23 vs. BOS

Walks: 5, 5/10/22 vs. HOU

SO: 11, 9/22/21 at CHC

CG: 1, 6/22/23 vs. BOS

Low-Hit CG: 3, 6/22/23 vs. BOS

Win-Streak: 5, 4/2-25/23



CAREER HIGHLIGHTS: Twins are his second organization, after being selected by Tampa Bay in the seventh round of the 2018 draft...was main piece in Nelson Cruz trade in 2021 that sent Cruz to the Rays...posted a 0.74 WHIP in his first nine big league starts, the lowest WHIP by any pitcher in first nine career starts since Christy Mathewson (0.70) from 1900-01...set Twins rookie record for strikeouts with 151 in 2022...in 2022, he led all rookies in baseball in wins (13), innings pitched (147.0), tied for first in starts (27), second in opponent batting average (.211 - min. 125.0 IP), and third in ERA (3.55 - min. 125.0 IP) and strikeouts (151)...entered the 2022 season as the 86th-best prospect in baseball, per *Baseball America* and 97th by MLB.com (No. 4 in Twins system)...made his major league debut September 1, 2021 vs. Chicago-NL at Target Field (L, 5.0 IP, 3 H, 3 R/ER, 1 BB, 5 K)...earned first career win September 8, 2021 at Cleveland, tossing 7.0 shutout innings (1 H, 4 K); became the first pitcher in American League history to toss seven-or-more shutout innings and allow one-or-fewer base runners in his first two career starts (*Stats Perform*)...allowed just four baserunners in his third career start in Game 1 September 14, 2021 vs. Cleveland, becoming the first pitcher in AL/NL history/National League history to work at least 5.0 innings and allow four-or-fewer base runners in each of his first three career games...fanned career-high 11 batters September 22, 2021 at Chicago-NL; also struck out seven-consecutive batters, a Twins rookie record and one shy of the club record...worked at least 5.0 innings and allowed four-or-fewer base runners through his first four career starts, the only pitcher in AL/NL history (1901-present) to do so...also marked one of two pitchers in AL/NL history to toss at least 5.0 innings and allow three-or-fewer hits in each of his first four career games, alongside San Francisco's Matt Cain in 2005...ended 2021 season as the sixth-best prospect in the Twins organization, per MLB.com.

POSTSEASON CAREER: Has not appeared at the major league level.

2023:

- * Made Twins Opening Day roster for second time in career (second time consecutively) and was club's number three starter...made his season debut on April 2 at Kansas City, allowing one run on three hits in 6.0 innings pitched and earning the win in a Twins 7-4 victory.
- * Struck out 10 batters in second start of season on April 8 vs. Houston (6.0 IP)...matched that five more times on season: April 13 at New York-AL (7.0 IP), May 13 vs. Chicago-NL (6.0 IP), July 9 vs. Baltimore (4.1 IP), July 21 vs. Chicago-AL (6.0 IP) and September 24 vs. Los Angeles-AL (6.0 IP).
- * Began season 5-0, 2.37 ERA (38.0 IP, 10 ER) with six walks and 43 strikeouts in first six starts from April 2-May 2...this included 36 strikeouts and a 2.81 ERA in five April starts; tied for sixth-most strikeouts in the AL and 12th-best ERA.
- * Won eighth-straight decision on April 25 vs. New York-AL, a streak that spanned back to September 13, 2022 (9 starts)...marked longest winning streak by Twins starter since Michael Pineda went 8-0 in 16 starts from July 21, 2019-April 15, 2021.
- * Went 2-2, 2.73 ERA (33.0 IP, 10 ER) with nine walks and 40 strikeouts in six May starts...tied for fourth in the AL in strikeouts.
- * Pitched first career complete-game shutout on June 22 vs. Boston, allowing three hits, with no walks and nine strikeouts in a Twins 6-0 victory...threw 112 pitches, setting a new single-game career high and surpassing his prior high of 110...marked the first complete-game shutout by a Twin since José Berrios on July 6, 2018 vs. Chicago-AL, a span of 724 games between complete games.
- * Allowed five home runs on June 27 at Atlanta in 3.0 innings pitched...tied club record for homers allowed in a game, matching his own start from July 29, 2022 at San Diego; Bert Blyleven on September 13, 1986 vs. Texas; and Carlos Silva on August 22, 2006 at Baltimore.



- Went 8-6, 3.70 ERA (107.0 IP, 44 ER) with 18 walks and 124 strikeouts in 18 starts pre-All-Star break...ranked fifth in the AL in strikeouts and 14th in innings pitched.
- Allowed just eight home runs in first 15 starts (93.2 innings pitched) from April 2-June 22, but allowed 17 in a seven-start stretch (32.1 innings pitched) from June 27-August 2.
- Placed on 15-day Injured List on August 3 with a left groin strain...made one start on rehab assignment with Triple-A St. Paul and was reinstated on August 26.
- Struck out Michael Stefanic on September 24 vs. Los Angeles-AL, the 1,462nd strikeout for Twins pitchers on season, setting a Twins/Senators franchise record.
- Went 7-4, 3.83 ERA (82.1 IP, 35 ER) in 14 home starts, compared to 4-6, 5.22 ERA (79.1 IP, 46 ER) in 15 road starts.
- Held left-handed hitters to a .222 average with a .640 OPS, compared to .269 with an .829 OPS vs. right-handers.
- Was supported with 97 runs of offense for a run support average of 5.40.
- Set career-highs in starts (29), innings pitched (161.2) and strikeouts (197).
- Ranked second on Twins staff in strikeouts and second in innings pitched and starts.
- Ranked eighth in the American League in strikeouts (197).

PROFESSIONAL: Selected by Tampa Bay in the seventh round of the 2018 First-Year Player Draft out of California State University Stanislaus; signed by Rays scout Alan Hull...previously selected by San Francisco in the 39th round of the 2014 First-Year Player Draft out of Sir Francis Drake High School (CA) but did not sign.

RYAN'S PITCHING RECORD

YEAR	CLUB	W-L	ERA	G	GS	CG	SH	SV	IP	H	R	ER	HR	HB	BB	SO	WP	K/9	BAA
2018	Hudson Valley	2-1	3.72	12	7	0	0	0	36.1	26	15	15	3	3	14	51	2	12.6	.202
2019	Bowling Green	2-2	2.93	6	6	0	0	0	27.2	19	13	9	2	1	11	47	1	15.3	.184
	Charlotte	7-2	1.42	15	13	0	0	0	82.2	47	16	13	3	5	12	112	5	12.2	.161
	Montgomery	0-0	3.38	3	3	0	0	0	13.1	11	5	5	2	0	4	24	0	16.2	.220
2021	Durham	4-3	3.63	12	11	0	0	0	57.0	35	25	23	8	3	10	75	3	11.8	.175
	St. Paul	0-0	2.00	2	2	0	0	0	9.0	5	2	2	1	0	2	17	0	17.0	.161
	MINNESOTA	2-1	4.05	5	5	0	0	0	26.2	16	12	12	4	0	5	30	1	10.1	.168
2022	St. Paul	0-0	0.00	1	1	0	0	0	3.0	1	0	0	0	0	0	4	0	12.0	.091
	MINNESOTA	13-8	3.55	27	27	0	0	0	147.0	115	60	58	20	10	47	151	2	9.2	.211
2023	St. Paul	0-0	2.25	1	1	0	0	0	4.0	1	1	1	1	0	2	7	0	15.8	.077
	MINNESOTA	11-10	4.51	29	29	1	0	1	161.2	155	83	81	32	6	34	197	3	11.0	.248
Minor League Totals		15-8	2.63	52	44	0	0	0	233.0	145	77	68	20	12	55	337	11	13.0	.175
Major League Totals		26-19	4.05	61	61	1	0	1	335.1	286	155	151	56	16	86	378	6	10.2	.226

RYAN'S CAREER FIELDING RECORD

POSITION	PCT	G	PO	A	E	TC	DP	PB
Pitcher	.897	61	6	20	3	29	1	—

RYAN'S BATTING RECORD

BATTING	AVG	AB	R	H	2B	3B	HR	RBI	SH	SF	HBP	BB	SO	SB	OBP	OPS
Career	.000	2	0	0	0	0	0	0	0	0	0	0	2	0	.000	.000

RYAN'S PROFESSIONAL INJURED LIST HISTORY


DATES	INJURY	LEVEL
August 3-August 26, 2023	Left Groin Strain	Minnesota
May 25-June 14, 2022	COVID IL	Minnesota

RYAN'S GAME LOGS

DATE	OPP.	W	L	SV	SVO	HLD	ERA	GS	CG	IP	H	R	ER	HR	BB	IBB	HB	SO	AVG	#PIT
4/2	@KC	1	0	0	0	0	1.50	1	0	6.0	3	1	1	1	2	0	0	6	.143	80
4/8	HOU	1	0	0	0	0	3.75	1	0	6.0	3	4	4	1	1	0	0	10	.140	81
4/13	@NYY	1	0	0	0	0	2.84	1	0	7.0	3	1	1	1	0	0	0	10	.134	92
4/19	@BOS	1	0	0	0	0	3.24	1	0	6.0	6	3	3	1	1	0	1	3	.167	100
4/25	NYY	1	0	0	0	0	2.81	1	0	7.0	7	2	1	0	0	0	0	7	.186	91
APRIL TOTALS		5	0	0	0	0	2.81	5	0	32.0	22	11	10	4	4	0	1	36	.186	444
5/2	@CWS	0	0	0	0	0	2.37	1	0	6.0	1	0	0	0	2	0	0	7	.169	87
5/7	@CLE	0	1	0	0	0	2.45	1	0	6.0	8	2	2	0	0	0	0	4	.191	100
5/13	CHC	1	0	0	0	0	2.16	1	0	6.0	4	0	0	0	1	0	0	10	.190	102
5/19	@LAA	0	0	0	0	0	2.25	1	0	6.0	7	3	2	0	1	0	0	9	.203	94
5/24	SF	1	0	0	0	0	2.21	1	0	5.0	6	1	1	0	2	0	0	4	.209	107
5/30	@HOU	0	1	0	0	0	2.77	1	0	4.0	4	5	5	2	3	0	0	6	.212	88
MAY TOTALS		2	2	0	0	0	2.73	6	0	33.0	30	11	10	2	9	0	0	40	.236	578

RYAN'S GAME LOGS (CONTINUED)

6/4	CLE	0	1	0	0	0	2.76	1	0	6.2	2	2	2	0	1	0	0	4	203	88
6/10	@TOR	0	0	0	0	0	2.90	1	0	6.0	6	3	3	0	1	0	1	4	208	84
6/16	DET	0	1	0	0	0	3.30	1	0	7.0	7	6	6	2	0	0	0	7	213	99
6/22	BOS	1	0	0	0	0	2.98	1	1	9.0	3	0	0	0	0	0	0	9	203	112
6/27	@ATL	0	1	0	0	0	3.44	1	0	3.0	9	6	6	5	0	0	0	5	218	82
JUNE TOTALS		1	3	0	0	0	4.83	5	1	31.2	27	17	17	7	2	0	1	29	229	465
7/3	KC	0	0	0	0	0	3.42	1	0	6.0	6	2	2	1	1	0	0	9	220	94
7/9	BAL	0	1	0	0	0	3.70	1	0	4.1	5	5	5	2	2	0	1	10	222	98
7/16	@OAK	0	0	0	0	0	3.77	1	0	5.1	5	3	3	1	3	0	1	7	224	91
7/21	CWS	1	0	0	0	0	3.88	1	0	6.0	7	4	4	2	1	0	0	10	227	104
7/26	SEA	0	1	0	0	0	4.06	1	0	3.2	7	4	4	2	2	0	0	7	233	95
JULY TOTALS		1	2	0	0	0	6.39	5	0	25.1	30	18	18	8	9	0	2	43	288	482
8/2	@STL	0	1	0	0	0	4.43	1	0	4.0	9	7	7	4	1	0	1	4	242	103
8/26	TEX	0	0	0	0	0	4.33	1	0	5.0	5	1	1	1	2	0	0	7	243	80
AUGUST TOTALS		0	1	0	0	0	8.00	2	0	9.0	14	8	8	5	3	0	1	11	359	183
9/1	@TEX	1	0	0	0	0	4.20	1	0	6.0	3	1	1	1	0	0	1	7	240	74
9/6	@CLE	0	1	0	0	0	4.21	1	0	4.0	4	2	2	0	1	0	0	3	240	89
9/12	TB	0	0	0	0	0	4.20	1	0	4.2	5	2	2	1	2	0	0	7	241	102
9/18	@CIN	0	1	0	0	0	4.30	1	0	5.0	5	4	4	1	3	0	0	5	241	84
9/24	LAA	1	0	0	0	0	4.31	1	0	6.0	7	3	3	0	0	0	0	10	243	91
9/29	@COL	0	0	0	0	0	4.51	1	0	5.0	8	6	6	3	1	0	0	6	248	91
SEPTEMBER TOTALS		2	2	0	0	0	5.28	6	0	30.2	32	18	18	6	7	0	1	38	267	531



RHP

H/W: 6-3/226

B/T: R/R

ACQUIRED: 5th RD, 2018 MLB Draft

AGE: 26

M.L. SERVICE: 1 year, 17 days

BORN: 7/17/1997 in Tallahassee, FL

CONTRACT STATUS: Signed thru 2023

RESIDES: Tallahassee, FL

PERSONAL: Bryson Cole Sands...goes by middle name, Cole...X: @ColeSands...Instagram: @colesands_26...attended North Florida Christian High School in Tallahassee, FL, where he went 5-1 with a 0.32 ERA, 73 strikeouts and 32 hits allowed in 66.1 innings his senior season...as a senior in 2015, participated in the Under Armour All-American Game at Wrigley Field and was ranked as the 60th-best prospect by Perfect Game and named a First-Team All-American by Louisville Slugger...pitched three seasons at Florida State University, going 19-15, 4.73 ERA (228.1 IP, 120 ER), 87 walks and 210 strikeouts...father, David, also attended Florida State...his older brother, Carson, was selected by the Cubs in the fourth round of the 2014 First-Year Player Draft and played four seasons in the minors from 2014-17.

CAREER HIGHLIGHTS: Made major league debut May 1, 2022 at Tampa Bay...recorded first major league save October 5, 2022 at Chicago-AL...entered 2022 as the 17th-best prospect in the Twins system, per MLB.com.

2023:

- Made Twins Opening Day roster for first time in career after pitching in second career spring training...spent most of season as long-man out of Twins bullpen.
- Had four different stints with the Twins on season, spending half of season with Minnesota and with Triple-A St. Paul.
- Posted a 0.73 ERA (12.1 IP, 1 ER) in first seven appearances with Twins from April 3-May 30, an Anthony Rizzo home run on April 13 at New York-AL being only run allowed in that span.

CAREER HIGHS

IP: 4.2, 6/12/22 vs. TB

SO: 5, 6/12/22 vs. TB

Walks: 5, 2x, last 5/13/23 vs. CHC

CG: - -

Low-Hit CG: - -

Win-Streak: - -



- * Tied career high by walking five batters on May 13 vs. Chicago-NL (2.0 IP).
- * Struck out season-high four batters three times: May 22 vs. San Francisco (2.0 IP), May 30 at Houston (2.1 IP) and September 3 at Texas (2.0 IP).
- * Placed on 15-day Injured List with Minnesota on June 4 with right shoulder impingement...pitched in two games on rehab assignment with St. Paul and reinstated on July 5.
- * Optioned to Triple-A St. Paul on September 4, where he finished the season...spent the final week of the season throwing to rehabbing hitters (Buxton, Correa, Lewis, et al) to be ready for Postseason.
- * Allowed earned runs in just three of 15 appearances with Twins on season, finishing with a 3.74 ERA (21.2 IP, 9 ER) with Minnesota.
- * Combined to go 0-2, 2.41 ERA (52.1 IP, 14 ER) with 23 walks, 62 strikeouts and a .191 opponent batting average in 34 games between St. Paul and Minnesota combined.

PROFESSIONAL: Selected by the Twins in the fifth round of the 2018 First-Year Player Draft out of Florida State University; signed by scout Brett Dowdy...originally selected by Houston in the 22nd round of the 2015 First-Year Player Draft but did not sign.

SANDS' PITCHING RECORD																			
YEAR	CLUB	W-L	ERA	G	GS	CG	SHO	SV	IP	H	R	ER	HR	HB	BB	SO	WP	K/9	BAA
2018																			
DID NOT PLAY - INJURED																			
2019	Cedar Rapids	2-1	3.05	8	8	0	0	0	41.1	41	14	14	0	4	11	49	5	10.7	.258
	Fort Myers	5-2	2.25	9	9	0	0	0	52.0	36	16	13	4	2	7	53	1	9.2	.199
	Pensacola	0-0	4.50	1	1	0	0	0	4.0	4	2	2	0	0	1	6	0	13.5	.267
2020																			
NO SEASON - DID NOT PLAY																			
2021	Wichita	4-2	2.46	19	18	0	0	0	80.1	59	27	22	6	5	35	96	0	10.8	.203
2022	St. Paul	3-6	5.55	19	13	0	0	0	61.2	78	42	38	9	3	24	72	4	10.5	.310
	MINNESOTA	0-3	5.87	11	3	0	0	1	30.2	35	21	20	4	5	13	28	1	8.2	.276
2023	St. Paul	0-2	1.47	19	0	0	0	4	30.2	17	6	5	2	0	10	41	3	12.0	.156
	MINNESOTA	0-0	3.74	15	0	0	0	0	21.2	20	10	9	4	0	13	21	3	8.7	.235
Minor League Totals		14-13	3.13	75	49	0	0	4	270.0	235	107	94	21	14	88	317	13	10.6	.234
Major League Totals		0-3	4.99	26	3	0	0	1	52.1	55	31	29	8	5	26	49	4	8.4	.259

SANDS' CAREER FIELDING RECORD								
POSITION	PCT	G	PO	A	E	TC	DP	PB
Pitcher	.875	26	3	4	1	8	0	—

SANDS' PROFESSIONAL INJURED LIST HISTORY		
DATES	INJURY	LEVEL
June 4-July 5, 2023	Right Shoulder Impingement	Minnesota
August 24-September 8, 2022	Right Elbow Contusion	Minnesota
May 13-24, 2022	Left Groin Strain	Triple-A St. Paul
June 21-July 14, 2021	Right Elbow Strain	Double-A Wichita
August 20-September 16, 2019	Right Elbow Inflammation	Double-A Pensacola
August 3-12, 2019	Left Calf Strain	High-A Fort Myers
June 11-23, 2019	Blisters	High-A Fort Myers
July 31-end of 2018 season	N/A	Rookie-Elizabethton

SANDS' GAME LOGS																				
DATE	OPP.	W	L	SV	SVO	HLD	ERA	GS	CG	IP	H	R	ER	HR	BB	IBB	HB	SO	AVG	#PIT
4/3	@MIA	0	0	0	0	0	0.00	0	0	2.0	5	0	0	0	0	0	0	1	5.00	28
4/13	@NYY	0	0	0	0	0	2.25	0	0	2.0	1	1	1	1	0	0	0	2	3.53	23
APRIL TOTALS		0	0	0	0	0	2.25	0	0	4.0	6	1	1	1	0	0	0	3	3.53	51
5/13	CHC	0	0	0	0	0	1.50	0	0	2.0	0	0	0	0	5	0	0	2	2.61	55
5/17	@LAD	0	0	0	0	0	1.29	0	0	1.0	0	0	0	0	0	0	0	0	2.31	9
5/22	SF	0	0	0	0	0	1.00	0	0	2.0	2	0	0	0	0	0	0	4	2.29	44
5/28	TOR	0	0	0	0	0	0.90	0	0	1.0	1	0	0	0	0	0	0	0	2.31	16
5/30	@HOU	0	0	0	0	0	0.73	0	0	2.1	1	0	0	0	2	0	0	4	2.13	48
MAY TOTALS		0	0	0	0	0	0.00	0	0	8.1	4	0	0	0	7	0	0	10	1.33	172
7/9	BAL	0	0	0	0	0	4.97	0	0	0.1	4	6	6	2	2	0	0	0	2.69	38
7/18	@SEA	0	0	0	0	0	4.61	0	0	1.0	1	0	0	0	0	0	0	1	2.68	17
7/20	@SEA	0	0	0	0	0	4.50	0	0	0.1	0	0	0	0	0	0	0	0	2.63	3
JULY TOTALS		0	0	0	0	0	32.40	0	0	1.2	5	6	6	2	2	0	0	1	5.00	58
8/19	PIT	0	0	0	0	0	4.40	0	0	0.1	0	0	0	0	1	0	0	0	2.59	8
8/22	@MIL	0	0	0	0	0	4.02	0	0	1.1	0	0	0	0	1	0	0	1	2.42	18
8/25	TEX	0	0	0	0	0	3.57	0	0	2.0	2	1	0	0	0	0	0	1	2.43	32
8/29	CLE	0	0	0	0	0	3.20	0	0	2.0	1	0	0	0	0	0	0	1	2.34	24
AUGUST TOTALS		0	0	0	0	0	0.00	0	0	5.2	3	1	0	0	2	0	0	3	1.50	82
9/3	@TEX	0	0	0	0	0	3.74	0	0	2.0	2	2	2	1	2	0	0	4	2.35	50
SEPTEMBER TOTALS		0	0	0	0	0	9.00	0	0	2.0	2	2	2	1	2	0	0	4	2.50	50



39

DONOVAN SOLANO

IF

H/W: 5-8/210

B/T: R/R

ACQUIRED: Signed as free agent, 2/23/23

AGE: 35

M.L. SERVICE: 8 years, 82 days

BORN: 12/17/1987 in Barranquilla, Colombia

CONTRACT STATUS: Signed thru 2023

RESIDES: Miami, FL

PERSONAL: Donovan Solano Preciado...X: @DonovanSolano17...Instagram: @dsolano17...wife, Laura...sons, Donovan, Enoc and Jeremias...father, Luis, was a pitcher in the Colombian baseball leagues...Donovan is one of two sons of Luis Solano and Myriam Preciado...his brother, Jhonatan was a catcher and played parts of three seasons in the majors with Miami (2015) and Washington (2012-13)...nickname is "Donnie Barrels".

CAREER HIGHLIGHTS: Twins mark seventh organization (St. Louis - 2005-11, Miami - 2012-15, New York-AL - 2016-17, Los Angeles-NL - 2018, San Francisco - 2019-21, Cincinnati - 2022)...in 2020 won the National League's Silver Slugger Award for second basemen...played for Colombia in the 2017 World Baseball Classic...became the 12th player from Colombia to play in the major leagues...made major league debut on May 21, 2012 vs. Colorado...first major league hit on May 22, 2012 vs. Colorado, off Josh Roenicke...hit his first career home run on September 25, 2012 at Atlanta (off Kris Medlen)...on August 1, 2019 at Citizens Bank Park produced a single off Jake Arrieta that was clocked at 109.6 miles per hour, at the time was the hardest hit batted ball in the Statcast Era...on September 21, 2016 at TB's Tropicana Field produced a two-run HR off Erasmo Ramirez that was clocked at 109.2 miles per hour, the hardest hit home run in the Statcast Era.

POSTSEASON CAREER: Has played in five career Postseason games, all coming in the 2021 NLDS against Los Angeles, while playing for San Francisco...went 0-for-8 with one RBI and three strikeouts, starting just Game 2.

2023:

- * Signed one-year contract with Twins near start of spring training and spent first and entire season with Minnesota.
- * Recorded first hit with Twins with pinch-hit RBI single on Opening Day, March 30 at Kansas City.
- * Hit safely in 11-straight games from April 5-16, second-longest streak for Twin on season (Jeffers - 14)...hit .366 (15-for-41) with four doubles, two walks, a .409 on-base percentage and an .873 OPS during streak.
- * Recorded 600th career hit on May 23 vs. San Francisco, a first-inning single off Alex Cobb.
- * Tied season high with four RBI on May 31 at Houston.
- * Went homerless in first 54 games from March 30-June 10, until hitting first as Twin and first of season on June 11 at Toronto, a solo shot off Kevin Gausman...homered three more times in next 19 games (through July 4).
- * Posted .398 on-base percentage in 25 June games, leading the club and ranking eighth in the AL.
- * Played in 112th game of season on August 27 vs. Texas, setting career high, passing previous high of 111 in 2014 with Miami.
- * Played in 800th career game on August 29 vs. Cleveland.
- * Tied career high with four hits on September 2 at Texas, including a home run and three RBI in a Twins 9-7 come-from-behind victory.
- * Hit .368 (28-for-76) with a .407 on-base percentage in 22 August games, the third-best average in the AL and sixth best in baseball for the month.
- * Tied career-high and reached five times on September 26 vs. Oakland, going 4-for-4 with a walk.
- * Hit .313 (45-for-144) with six doubles, one triple, one home run, 15 RBI and 17 runs scored from August 1 to end of season.
- * Led the Twins and ranked third in the American League with eight hits as a pinch hitter, going 8-for-29 (.276) with three walks and five RBI.
- * Hit .286 (40-for-140) with a .346 on-base percentage and .746 OPS against left-handed pitching...hit .280 (71-for-254) with a .380 on-base percentage and a .766 OPS vs. right-handed pitching.
- * Batted .333 (27-for-81) with 31 RBI, a .481 slugging percentage and a .972 OPS with runners in scoring position.
- * Set career highs in games (134), hits (111), doubles (26), RBI (38) and runs scored (43).
- * Ranked second on the Twins in doubles, trailing only Carlos Correa (29).

PROFESSIONAL: Signed by St. Louis as a non-drafted free agent on January 14, 2005...signed by Miami as a minor league free agent on November 22, 2011...signed by New York-AL as a minor league free agent on December 24, 2015...signed by Los Angeles-NL as a minor league free agent on January 18, 2018...signed as minor league free agent by San Francisco on January 24, 2019...signed as free agent by Cincinnati on April 4, 2022...signed as free agent by Minnesota on February 23, 2023.

CAREER HIGHS

Hits: 4, 8x, last 9/26/23 vs. OAK

RBI: 6, 9/1/20 at COL

HR: 2, 2x, last 8/4/19 at COL

GS: --

SB: 2, 2x, last 9/7/12 at WAS

Hit-Strike: 17, 7/25-8/15/20

WALK-OFF HITS/PA

10/2/12 vs. NYM (1B)

7/18/19 vs. NYM (1B)

8/25/20 vs. LAD (HR)

MULTI-HR GAMES

9/25/12 at ATL

8/4/19 at COL



SOLANO'S PLAYING RECORD

YEAR	TEAM	AVG	G	AB	R	H	2B	3B	HR	RBI	SH	SF	HB	BB	SO	SB	CS	OBP	OPS
2005	Johnson City	.262	45	145	27	38	4	0	0	11	1	1	3	14	22	3	2	.337	.627
	New Jersey	.247	22	77	7	19	5	0	0	11	1	0	4	7	12	1	0	.341	.653
2006	State College	.282	44	149	22	42	2	0	0	13	3	1	2	12	17	2	1	.342	.637
	Quad Cities	.257	82	292	31	75	8	0	0	30	2	2	6	14	25	5	2	.303	.587
2007	Palm Beach	.209	50	163	17	34	2	1	0	11	1	1	1	8	21	0	1	.249	.482
	Palm Beach	.286	107	402	56	115	15	4	1	31	4	0	2	37	63	1	2	.349	.700
2008	Springfield	.264	26	106	11	28	5	0	1	11	4	1	4	5	22	2	1	.319	.659
	Springfield	.207	64	251	27	52	7	1	1	16	3	0	1	21	39	1	0	.271	.526
2009	Memphis	.317	52	164	22	52	7	0	0	14	2	0	2	10	27	3	0	.364	.723
	Memphis	.255	102	330	41	84	12	1	4	27	1	0	2	11	35	2	1	.283	.616
2010	Springfield	.228	27	101	5	23	7	0	2	10	0	0	0	3	16	0	0	.250	.606
	Memphis	.284	81	229	22	65	21	1	1	23	5	4	1	19	35	2	0	.336	.733
2012	New Orleans	.262	36	141	14	37	7	1	0	14	4	1	4	10	27	4	0	.327	.653
	MIAMI	.295	93	285	29	84	11	3	2	28	3	5	2	21	58	7	0	.342	.717
2013	Jupiter	.429	4	14	0	6	1	0	0	1	0	0	0	0	2	0	0	.429	.929
	New Orleans	.379	17	66	8	25	3	1	2	9	0	2	1	4	11	0	0	.411	.957
2014	MIAMI	.249	102	361	33	90	13	1	3	34	2	2	7	23	57	3	1	.305	.621
	New Orleans	.095	6	21	2	2	1	0	0	3	0	1	0	0	5	0	0	.091	.234
2015	MIAMI	.252	111	310	26	78	11	1	3	28	7	1	3	19	61	1	2	.300	.623
	New Orleans	.271	36	140	10	38	3	0	0	6	1	2	0	4	24	0	1	.288	.581
2016	MIAMI	.189	55	90	6	17	3	1	0	7	1	0	2	1	18	0	0	.215	.480
	Scranton/Wilkes-Barre	.319	131	511	64	163	33	3	7	67	1	7	2	25	79	2	1	.349	.785
2017	NEW YORK-AL	.227	9	22	5	5	2	0	1	2	0	0	0	1	3	0	0	.261	.715
	Scranton/Wilkes-Barre	.282	99	373	44	105	29	0	4	48	1	3	4	24	60	1	0	.329	.721
2018	AZL Dodgers	.440	8	25	3	11	1	0	0	3	0	1	1	0	1	0	0	.444	.924
	Oklahoma City	.319	81	314	38	100	21	1	4	43	0	6	4	16	40	4	1	.353	.783
2019	Sacramento	.322	24	87	12	28	4	0	2	16	0	0	1	9	11	0	0	.392	.829
	SAN FRANCISCO	.330	81	215	27	71	13	1	4	23	0	2	1	10	49	0	1	.360	.815
2020	SAN FRANCISCO	.326	54	190	22	62	15	1	3	29	0	1	2	10	39	0	0	.365	.828
	Sacramento	.375	5	16	3	6	1	0	0	2	0	1	2	0	5	0	0	.421	.859
2021	SAN FRANCISCO	.280	101	307	35	86	17	0	7	31	1	4	7	25	58	2	0	.344	.748
	Louisville	.345	9	29	2	10	4	0	1	3	0	1	2	2	4	0	0	.412	.998
2022	CINCINNATI	.284	80	278	22	79	16	0	4	24	0	2	5	19	61	0	0	.339	.724
	MINNESOTA	.282	134	394	43	111	26	1	5	38	0	1	15	40	100	0	0	.369	.760
Minor League Totals		.279	1158	4146	488	1158	203	14	30	423	34	35	49	255	603	33	13	.326	.683
Major League Totals		.279	820	2452	248	683	127	9	32	244	14	18	44	169	504	13	4	.334	.711

SOLANO'S DIVISION SERIES RECORD

YEAR	OPPONENT	AVG	G	AB	R	H	2B	3B	HR	RBI	SH	SF	HB	BB	SO	SB	CS	OBP	OPS
2021	Los Angeles-NL	.000	5	8	0	0	0	0	0	1	0	1	0	0	3	0	0	.000	.000

SOLANO'S CAREER FIELDING RECORD

POSITION	PCT	G	PO	A	E	TC	DP	PB
Second Base	.984	444	686	1060	28	1774	234	—
Third Base	.923	68	29	91	10	130	8	—
Shortstop	.976	42	35	88	3	126	18	—
First Base	.996	111	660	42	3	705	65	—
Outfield	1.000	10	13	0	0	13	0	—
Totals	.984	684	1423	1281	44	2748	325	—

SOLANO'S PROFESSIONAL INJURED LIST HISTORY

DATES	INJURY	LEVEL
April 4-June 21, 2022	Left Hamstring Strain	Cincinnati
April 22-May 18, 2021	Right Calf Strain	San Francisco
August 26-September 16, 2021	Right Calf Strain	San Francisco
May 23-July 15, 2018	Right Quadriceps Strain	Triple-A Oklahoma City
April 27-May 26, 2017	Right Calf Strain	Triple-A Scranton/Wilkes-Barre
May 6-June 8, 2013	Left Intercostal Strain	Miami
August 24-end of 2010 season	Left Wrist Sprain	Triple-A Memphis



45

ANDREW STEVENSON

OF

H/W: 5-11/191
AGE: 29
BORN: 6/1/1994 in Lafayette, LA
RESIDES: --

B/T: L/L

ACQUIRED: Signed as minor league free agent, 3/8/23
M.L. SERVICE: 2 years, 158 days
CONTRACT STATUS: Signed thru 2023

PERSONAL: Andrew Patrick Stevenson...X: @astevenson6...Instagram: @astevenson06...he and his wife, Michelle, have one daughter, Renee (born in July 2022)...Michelle is a former Louisiana State University gymnast...is in the middle of four brothers – Will is three years older than him, Matt is three years younger and Josh is the youngest; Josh currently plays baseball for Ohio State University...Matt has Down syndrome; Andrew and Matt are very close, both in age and in interests, and Andrew has cited Matt as one of the people who has kept him focused and grounded throughout his career...graduated from St. Thomas More High School and attended Louisiana State University...was considered one of the top defensive centerfielders in the nation and one of the best hitters in the SEC...named First-Team All-SEC following the 2015 season.

CAREER HIGHLIGHTS: Twins mark second organization (Washington 2015-22)...recorded first career game with multiple stolen bases September 1, 2023 at Texas, first game with the Twins...lone career multi-homer game on Sept. 26, 2020 for Washington...career-high four hits and four RBI on April 25, 2018 at San Francisco...made major league debut on July 23, 2017 at Arizona for Washington...named an MiLB.com organizational All-Star for Washington in 2016, 2019 and 2022...was a 2017 International League Midseason All-Star with Triple-A Syracuse...also a 2016 Carolina League Midseason All-Star with Potomac.

POSTSEASON CAREER: Has appeared in one career Postseason game, for Washington in the 2019 Wild Card Series vs. Milwaukee...pinch ran for Ryan Zimmerman in bottom of the eighth of Game 1 on October 1; scored on Juan Soto's RBI single in lone appearance of series.

2023:

- ✦ Signed with Minnesota as a minor league free agent on March 8.
- ✦ Began the season with Triple-A St. Paul.
- ✦ Hit safely in season-high 16-straight games from May 10-28, batting .358 (24-for-67) with six doubles, one triple, one home run, nine RBI, three walks, six stolen bases and a .403 on-base percentage in that span.
- ✦ Posted a .396 (36-for-91) batting average with six doubles, three triples, four home runs, 12 RBI, 10 walks, 10 stolen bases and a .466 on-base percentage in 22 June games for the Saints...ranked fourth among all minor leaguers (min. 75 AB) in batting average, eighth in on-base percentage and 12th in OPS (1.125) that month.
- ✦ Recorded a season-high four hits twice, on July 9 at Iowa and July 25 vs. Toledo...also recorded six RBI on July 9 at Iowa, his most in a single game, majors or minors, in his career.
- ✦ Hit .317/.394/.522 (132-for-416) with 23 doubles, seven triples, 16 home runs, 57 RBI, 42 walks, 44 stolen bases and a .916 OPS in 106 games overall for the Saints.
- ✦ Set single-season St. Paul records in hits (132), runs scored (91), total bases (217) and stolen bases (44), while tying the record in triples (7).
- ✦ Contract selected by the Twins on September 1...made his Twins debut that night at Texas, starting in centerfield and going 1-for-4 with his first career two-steal game.
- ✦ Used mostly by Minnesota as pinch-runner and defensive replacement down the stretch in September.
- ✦ Ranked tied for fifth among Triple-A players in stolen bases (44), tied for sixth in triples (7) and eighth in batting average (.317).

PROFESSIONAL: Selected by Washington in second round of 2015 First-Year Player Draft out of Louisiana State University...signed with the Twins as a minor league free agent on March 8, 2023.

CAREER HIGHS

Hits: 4, 4/25/18 at SF
RBI: 4, 4/25/18 at SF
HR: 2, 9/26/20 vs. NYM
GS: --
SB: 2, 9/1/23 at TEX
Hit-Streak: 13, 9/18/20(1)-4/6/21
WALK-OFF HITS/PA
 None
MULTI-HR GAMES
 9/26/20 vs. NYM



STEVENSON'S PLAYING RECORD

YEAR	TEAM	AVG	G	AB	R	H	2B	3B	HR	RBI	SH	SF	HBP	BB	SO	SB	CS	OBP	OPS
2015	Nationals	.200	2	5	1	1	0	0	0	0	0	0	0	1	2	0	0	.333	.533
	Auburn	.361	18	72	11	26	1	2	0	9	0	1	0	7	12	7	3	.413	.843
	Hagerstown	.285	35	137	28	39	3	2	1	16	2	2	4	8	16	16	4	.338	.695
2016	Potomac	.304	68	273	37	83	12	8	1	18	2	1	0	24	44	27	9	.359	.777
	Harrisburg	.246	65	256	38	63	11	2	2	16	2	1	1	20	51	12	5	.302	.630
2017	Harrisburg	.350	20	80	14	28	5	1	0	12	0	0	0	11	19	1	3	.429	.866
	Syracuse	.252	79	309	38	78	7	4	2	26	2	0	1	19	72	10	1	.298	.618
	WASHINGTON	.158	37	57	5	9	2	0	0	1	2	0	0	7	20	1	0	.250	.443
2018	Syracuse	.236	77	293	40	69	10	1	6	28	1	1	5	31	75	12	6	.318	.656
	WASHINGTON	.253	57	75	9	19	2	0	1	13	1	3	1	6	23	1	1	.306	.626
2019	Harrisburg	.250	20	84	12	21	4	0	1	5	0	0	1	3	24	3	0	.284	.617
	Fresno	.334	73	302	50	101	17	8	6	44	4	2	1	24	76	10	4	.383	.886
2019	WASHINGTON	.367	30	30	4	11	1	1	0	0	0	0	1	6	11	0	1	.487	.953
2020	WASHINGTON	.366	15	41	11	15	7	1	2	12	0	0	1	5	11	2	0	.447	1.179
2021	Rochester	.436	15	55	11	24	4	0	2	8	0	0	0	3	11	2	0	.466	1.084
	WASHINGTON	.229	109	192	22	44	6	0	5	23	2	1	5	13	61	1	1	.294	.632
2022	Rochester	.279	135	545	81	152	31	9	16	67	0	3	10	46	136	39	7	.344	.801
2023	St. Paul	.317	106	416	91	132	23	7	16	57	1	0	11	42	97	44	5	.394	.916
	MINNESOTA	.189	25	37	4	7	1	0	0	1	0	0	1	2	8	4	1	.250	.466
Minor League Totals		.289	713	2827	452	817	128	44	53	306	14	11	34	239	635	183	47	.350	.772
Major League Totals		.243	273	432	55	105	19	2	8	50	5	4	9	39	134	9	4	.316	.668

STEVENSON'S WILD CARD SERIES RECORD

YEAR	OPPONENT	AVG	G	AB	R	H	2B	3B	HR	RBI	SH	SF	HB	BB	SO	SB	CS	OBP	OPS
2019	Milwaukee	--	1	0	1	0	0	0	0	0	0	0	0	0	0	0	0	--	--

STEVENSON'S CAREER FIELDING RECORD

POSITION	PCT	G	PO	A	E	TC	DP	PB
Leftfield	1.000	68	73	0	0	73	0	—
Centerfield	.957	58	87	2	4	93	0	—
Rightfield	1.000	30	39	0	0	39	0	—
Totals	.980	150	199	2	4	205	0	—

STEVENSON'S PROFESSIONAL INJURED LIST HISTORY

DATES	INJURY	LEVEL
June 18–July 9, 2021	Oblique Strain	Washington
May 9–25, 2019	Back Spasms	Washington



61

BROCK STEWART

RHP

H/W: 6-3/218 **B/T:** L/R
AGE: 32
BORN: 10/3/1991 in Normal, IL
RESIDES: Charlotte, NC

ACQUIRED: Signed as minor league free agent, 7/14/22
M.L. SERVICE: 2 years, 93 days
CONTRACT STATUS: Signed thru 2023

PERSONAL: Brock Allen Stewart. X: @Brock_A_Stewart...Instagram: @brockstew15... graduated from Normal West (IL) High School where he was an All-Conference and All-State selection as senior...set a school record with a .506 average as a junior...father, Jeff, is a former baseball coach at Illinois State and currently serves as a pro scout for Tampa Bay...played four years of college ball at Illinois State, where he pitched and also played infield during his career...made just 12 pitching appearances in college (1 start), appearing in one game as a sophomore and 11 (1 start) as a senior, going 3-2 with a 2.36 ERA and limiting opponents to a .198 batting average...combined to hit .266 with 11 homers and 82 RBI in 123 collegiate games.

CAREER HIGHLIGHTS: Twins are fourth organization (Los Angeles-NL - 2014-19, '20-21; Toronto - 2019; Chicago-NL - 2020)...had Tommy John surgery on right elbow in May 2021...in 2016, became the first Dodger since Hideo Nomo in 1995 to begin the year in Single-A and start in a major league game in the same season...made major league debut June 29, 2016 at Milwaukee...named the Dodgers' 2016 Branch Rickey Minor League Pitcher of the Year...named a 2016 Texas League Midseason All-Star and a *Baseball America* minor league All-Star...named 2016 Dodgers MiLB.com organizational All-Star and Staff Choice for Best Starting Pitcher in organization...drafted by Dodgers in 2014 as an infielder from Illinois State University, but also pitched, played outfield, third base and second base for the Redbirds.

POSTSEASON CAREER: Has never appeared at major league level.

2023:

- Was an invite to Twins spring training after signing a minor league contract in July of 2022.
- Reassigned to minor league camp on March 22 and began season with Triple-A St. Paul.
- Appeared in seven games for Saints from April 1-23, striking out 17 batters with two walks in 8.2 innings pitched, while earning two saves.
- Had contract selected by Minnesota on April 25 (Trevor Megill DFA).
- Earned win in Twins debut on April 27 vs. Kansas City, pitching 2.0 shutout innings, with one hit allowed, no walks and three strikeouts.
- Struck out 100th career batter on May 23 vs. San Francisco, fanning LaMonte Wade Jr.
- Pitched 14.0 scoreless innings to begin Twins career, from April 27-May 27; 14 games was third-longest scoreless game streak to start Twins career, trailing Caleb Thielbar (17 in 2013) and Denny Reyes (16 in 2008)...first runs allowed of season came from Jose Altuve grand slam on May 29 at Houston (2 inherited runners and 2 of his runners).
- Became one of Twins primary set-up men, recording seven holds in a 20-game stretch from May 10-June 25.
- Recorded second career save on May 27 vs. Toronto, pitching 1.0 scoreless inning, relieving Jorge López, who did not record an out to start the ninth...first save since June 20, 2017 vs. New York-NL (with Los Angeles-NL)...hit a career-high 99.7 mph on a strikeout pitch to Brandon Belt, fastest pitch recorded in career.
- Placed on 15-day Injured List on June 27 with right elbow soreness...pitched in three games with Triple-A St. Paul on rehab assignment in September; reinstated on September 26.
- Made return to major league mound for first time in just over three months on September 26 vs. Oakland, pitching 1.0 scoreless inning with one hit allowed, no walks and two strikeouts.
- Held opponents scoreless in 26 of 27 appearances for Twins on season, lone blemish being aforementioned Altuve homer on May 29.
- Finished season with 13-straight scoreless outings (12.2 IP) from May 31-October 1, striking out 22 batters without issuing a walk.
- Twins went 21-7 in games in which he appeared, including winning nine of his last 10.
- Struck out at least one batter in 23 of 28 games and multiple batters in 11 games.
- Limited left-handed hitters to a .184 (7-for-38) batting average with four walks and 17 strikeouts...right-handed hitters batted .203 (12-for-59) with seven walks and 22 strikeouts.
- Finished season with a 0.65 ERA (27.2 IP, 2 ER), the lowest in Twins history (1961-) among pitchers with at least 25 appearances...his 12.69 strikeouts-per-9.0 innings ratio was the fourth-best single-season ratio in club history.

PROFESSIONAL: Originally selected by the New York-NL out of high school in the 40th round of the 2010 draft, but did not sign...selected by Los Angeles-NL in sixth round of 2014 First-Year Player Draft; signed by scout Chet Sergio...claimed off waivers by Toronto July 31, 2019...outrighted off Blue Jays roster October 30, 2019...selected by Chicago-NL in minor league phase of Rule 5 draft December 12, 2019 but released by Cubs May 28, 2020...on December 11, 2020, signed minor league contract with the Dodgers organization...signed two-year minor league contract with Twins on July 14, 2022.

CAREER HIGHS

IP: 5.1, 8/12/19 vs. TEX

SO: 8, 8/28/16 vs. CHC

Walks: 4, 3x, last 9/2/17 at SD

CG: --

Low-Hit CG: --

Win-Streak: 5, 8/17/19-4/27/23

STEWART'S PITCHING RECORD

YEAR	CLUB	W-L	ERA	G	GS	CG	SHO	SV	IP	H	R	ER	HR	HB	BB	SO	WP	K/9	BAA
2014	Ogden	3-2	3.41	17	1	0	0	3	34.1	36	20	13	1	2	17	45	10	11.8	.259
2015	Great Lakes	2-2	2.84	7	7	0	0	0	38.0	38	13	12	4	1	6	38	4	9.0	.262
	Rancho Cucamonga	2-4	5.43	18	12	0	0	0	63.0	75	39	38	6	4	18	65	3	9.3	.291
2016	Rancho Cucamonga	2-0	0.82	2	2	0	0	0	11.0	5	1	1	0	0	2	10	1	8.2	.135
	Tulsa	3-4	1.37	10	10	1	0	0	59.1	41	12	9	0	2	11	65	1	9.9	.196
	Oklahoma City	4-0	2.49	9	9	0	0	0	50.2	41	14	14	4	0	6	54	0	9.6	.217
	LOS ANGELES-NL	2-2	5.79	7	5	0	0	0	28.0	33	18	18	7	0	12	25	0	8.0	.292
2017	Rancho Cucamonga	0-1	54.00	1	1	0	0	0	0.1	3	3	2	0	0	1	1	1	27.0	.600
	Oklahoma City	0-1	3.12	5	5	0	0	0	17.1	19	6	6	2	1	3	25	0	13.0	.279
	LOS ANGELES-NL	0-0	3.41	17	4	0	0	1	34.1	28	18	13	4	1	19	29	0	7.6	.226
2018	Oklahoma City	3-3	2.99	19	19	0	0	0	96.1	83	34	32	7	2	29	80	2	7.5	.232
	LOS ANGELES-NL	0-1	6.11	9	2	0	0	0	17.2	23	15	12	4	2	9	14	1	7.1	.303
2019	Oklahoma City	5-7	7.34	17	16	0	0	0	76.0	97	67	62	19	9	40	67	7	7.9	.310
	LOS ANGELES-NL	0-0	18.00	3	0	0	0	0	4.0	9	8	8	2	0	2	3	1	6.8	.529
	Buffalo	1-1	7.56	2	1	0	0	0	8.1	13	7	7	3	1	3	6	0	6.5	.371
	TORONTO	4-0	8.31	10	0	0	0	0	21.2	28	21	20	9	3	6	16	1	6.6	.304
2020	Chicago (Ind)	1-1	3.38	6	3	0	0	0	21.1	22	8	8	2	3	4	23	1	9.7	--
2021	Oklahoma City	INJURED - DID NOT PITCH																	
2022	GCL Twins	0-1	9.00	1	1	0	0	0	2.0	3	2	2	0	0	0	2	0	9.0	.333
	Fort Myers	0-0	9.64	3	1	0	0	0	4.2	3	5	5	2	1	3	3	2	5.8	.188
	St. Paul	0-1	6.14	7	0	0	0	0	7.1	9	6	5	2	1	1	11	1	13.5	.290
2023	St. Paul	0-0	1.54	10	0	0	0	2	11.2	7	3	2	0	1	4	22	1	17.0	.171
	MINNESOTA	2-0	0.65	28	0	0	0	1	27.2	19	2	2	1	1	11	39	1	12.7	.196
Minor League Totals		25-27	3.93	128	85	1	0	5	480.1	473	232	210	50	25	144	494	33	9.3	.255
Major League Totals		8-3	4.93	74	11	0	0	2	133.1	140	82	73	27	7	59	126	4	8.5	.270

STEWART'S CAREER FIELDING RECORD

POSITION	PCT	G	PO	A	E	TC	DP	PB
Pitcher	.929	74	1	12	1	14	1	—

STEWART'S PROFESSIONAL INJURED LIST HISTORY

DATES	INJURY	LEVEL
June 27-September 26, 2023	Right Elbow Soreness	Minnesota
May 6-end of 2021 season	Right UCL Injury/"Tommy John" Surgery	Triple-A Oklahoma City
May 20-June 10, 2019	Left Calf Bruise	Triple-A Oklahoma City
September 2-end of 2018 season	Right Oblique Strain	Los Angeles-NL
March 30-June 7, 2017	Right Shoulder Tendinitis	Los Angeles-NL
July 9-17, 2015	Left Quad Strain	Single-A Rancho Cucamonga

STEWART'S GAME LOGS

DATE	OPP.	W	L	SV	SVO	HLD	ERA	GS	CG	IP	H	R	ER	HR	BB	IBB	HB	SO	AVG	#PIT
4/27	KC	1	0	0	0	0	0.00	0	0	2.0	1	0	0	0	0	0	0	3	.143	28
4/30	KC	0	0	0	0	0	0.00	0	0	1.0	0	0	0	0	1	0	0	1	.111	13
APRIL TOTALS		1	0	0	0	0	0.00	0	0	3.0	1	0	0	0	1	0	0	4	.111	41
5/2	@CWS	0	0	0	0	0	0.00	0	0	1.0	0	0	0	0	3	1	0	0	.083	24
5/4	@CWS	0	0	0	0	0	0.00	0	0	1.0	0	0	0	0	2	2	0	3	.067	16
5/7	@CLE	0	0	0	0	0	0.00	0	0	1.0	0	0	0	0	0	0	0	0	.056	11
5/10	SD	0	0	0	0	1	0.00	0	0	0.2	0	0	0	0	0	0	0	1	.050	9
5/11	SD	0	0	0	0	1	0.00	0	0	1.0	0	0	0	0	2	0	1	1	.043	28
5/15	@LAD	0	0	0	0	0	0.00	0	0	1.1	2	0	0	0	0	0	0	1	.107	28
5/16	@LAD	0	0	0	0	1	0.00	0	0	0.2	1	0	0	0	1	0	0	1	.129	17
5/19	@LAA	0	0	0	0	0	0.00	0	0	1.1	0	0	0	0	0	0	0	1	.114	11
5/20	@LAA	0	0	0	0	0	0.00	0	0	1.0	0	0	0	0	0	0	0	0	.105	5
5/23	SF	0	0	0	0	1	0.00	0	0	0.1	0	0	0	0	1	0	0	1	.103	10
5/24	SF	0	0	0	0	0	0.00	0	0	0.2	2	0	0	0	1	0	0	1	.140	20
5/27	TOR	0	0	1	1	0	0.00	0	0	1.0	1	0	0	0	0	0	0	1	.149	13
5/29	@HOU	0	0	0	1	0	1.20	0	0	1.0	2	2	2	1	0	0	0	2	.173	18
5/31	@HOU	0	0	0	0	0	1.13	0	0	1.0	0	0	0	0	0	0	0	3	.164	13
MAY TOTALS		0	0	1	2	4	1.38	0	0	13.0	8	2	2	1	10	3	1	16	.174	223

- * Stole 100th career base on May 7 at Cleveland.
- * Recorded 300th career RBI on June 8 at Tampa Bay, hitting a solo home run.
- * Hit safely in season-long seven-straight games from June 4-13, hitting .417 (10-for-24) with two doubles, three home runs, five RBI and a 1.275 OPS during the streak...recorded season-high three hits at start of streak on June 4 vs. Cleveland.
- * Sustained first career ejection on June 23 at Detroit, arguing balls and strikes with umpire Lance Barrett.
- * Homered in three-straight games from August 3-5, tying career high for homer streak.
- * Hit 423-foot home run into "Big Mac Land" on August 3 at St. Louis – the area named after Mark McGwire at Busch Stadium...was the fifth player to hit into that space of stadium on season (2nd visitor - the other being Alex Bregman on June 29).
- * Recorded second multi-homer game of season and fourth of career on August 24 vs. Texas, both solo shots.
- * Drew walk-off walk on August 27 vs. Texas, finishing a Twins 7-6, 13-inning victory...first walk-off of season and sixth of career.
- * Hit 20th home run of season on August 29 vs. Cleveland, an opposite field solo shot off Emmanuel Clase...became fifth primary centerfielder in club history to reach the 20-homer mark, joining Jimmie Hall (3x), Kirby Puckett (3x), Torii Hunter (6x) and Byron Buxton (1x).
- * Placed on 10-day Injured List on September 3 with a right hamstring strain; reinstated on September 18.
- * His 468-foot two-run homer on September 29 at Colorado was the longest by a Twin this season...also second-longest homer of his career, behind a 493-foot shot on August 20, 2015 with Washington at Colorado.
- * Hit 17 home runs from the number nine spot in the batting order, setting a Twins/Senators franchise history (since 1901)...the 17 home runs also were the most in baseball from that spot in the lineup.
- * Hit home run on September 29 at Colorado, his 10th Interleague homer of season, setting club record for IL homers in single season...homer was measured at 468 feet, longest of his career and longest for Twin on season.
- * Hit .252 (26-for-103) with a .914 OPS vs. left-handed pitching, compared to .206 (52-for-252) with a .641 OPS vs. right-handed pitching.
- * Hit .237 (45-for-190) with 13 home runs and a .759 OPS in 66 home games, compared to .237 (45-for-190) with eight home runs and a .675 OPS in 63 road games.
- * Played 126 games in centerfield, making 110 starts, sixth-most start in the AL and 12th-most in baseball...finished with five defensive runs saved, fifth among AL centerfielders and seventh in baseball.
- * Set career-high in home runs (21).
- * Stole 13 bases on season, only Twin with 20-plus homers and 10-plus steals, first since Jorge Polanco did it in 2021.

PROFESSIONAL: Originally selected by Washington in sixth round of 2009 First-Year Player Draft; signed by scout Tony Arango...signed by Kansas City as free agent on December 1, 2020...signed two-year contract extension with Kansas City on September 29, 2021...traded by Royals to Minnesota on January 23, 2023, in exchange for minor league right-handed pitcher Steven Cruz and left-handed pitcher Evan Sisk.

		TAYLOR'S PLAYING RECORD																	
YEAR	TEAM	AVG	G	AB	R	H	2B	3B	HR	RBI	SH	SF	HB	BB	SO	SB	CS	OBP	OPS
2010	GCL Nationals	.195	38	128	14	25	4	3	1	12	1	5	1	14	31	1	2	.270	.567
	Hagerstown	.231	5	13	0	3	1	0	0	1	0	0	1	1	2	0	0	.333	.641
2011	Hagerstown	.253	126	442	64	112	26	7	13	68	4	4	6	32	120	23	12	.310	.742
2012	Potomac	.242	109	384	51	93	33	2	3	37	3	1	3	40	113	19	9	.318	.680
2013	Potomac	.263	133	509	79	134	41	6	10	87	2	7	8	55	131	51	7	.340	.767
2014	Harrisburg	.313	98	384	74	120	17	2	22	61	2	1	4	50	130	34	8	.396	.936
	Syracuse	.227	12	44	7	10	3	1	1	3	1	0	0	7	14	3	1	.333	.742
	WASHINGTON	.205	17	39	5	8	3	0	1	5	0	0	1	3	17	0	2	.279	.638
2015	Syracuse	.385	8	26	4	10	1	0	1	4	1	1	0	4	10	2	1	.452	.990
	WASHINGTON	.229	138	472	49	108	15	2	14	63	1	2	1	35	158	16	3	.282	.641
2016	Syracuse	.205	31	117	17	24	5	1	1	9	0	0	1	12	33	7	1	.285	.575
	WASHINGTON	.231	76	221	28	51	11	0	7	16	0	1	1	14	77	14	3	.279	.654
2017	Potomac	.158	6	19	2	3	0	0	0	0	0	0	0	2	7	1	0	.238	.396
	Harrisburg	.154	6	26	3	4	2	0	1	4	0	0	0	2	8	3	0	.214	.561
	WASHINGTON	.271	118	399	55	108	23	3	19	53	1	2	1	29	137	17	7	.320	.806
2018	WASHINGTON	.227	134	353	46	80	22	3	6	28	2	0	1	29	116	24	6	.287	.644
2019	Harrisburg	.248	57	218	36	54	16	2	9	35	0	3	1	25	69	10	6	.324	.787
	WASHINGTON	.250	53	88	10	22	7	0	1	3	2	0	0	7	34	6	0	.305	.669
2020	WASHINGTON	.196	38	92	11	18	6	0	5	16	0	0	1	6	27	0	0	.253	.676
2021	KANSAS CITY	.244	142	483	58	118	16	1	12	54	2	5	5	33	144	14	7	.297	.653
2022	Omaha	.250	2	8	1	2	0	0	0	2	0	0	0	1	2	0	0	.333	.583
	KANSAS CITY	.254	124	414	49	105	10	3	9	43	2	3	2	35	109	4	2	.313	.670
2023	MINNESOTA	.220	129	355	48	78	14	1	21	51	3	1	3	26	130	13	1	.278	.720
	Minor League Totals	.256	631	2318	352	594	149	24	62	323	14	22	25	245	670	154	47	.331	.753
	Major League Totals	.239	969	2916	359	696	127	13	95	332	13	14	16	217	949	108	31	.294	.683

TAYLOR'S WILD CARD RECORD

YEAR	OPPONENT	AVG	G	AB	R	H	2B	3B	HR	RBI	SH	SF	HB	BB	SO	SB	CS	OBP	OPS
2016	Milwaukee	.000	1	0	1	0	0	0	0	0	0	0	1	0	0	0	0	1.000	1.000

TAYLOR'S DIVISION SERIES RECORD

YEAR	OPPONENT	AVG	G	AB	R	H	2B	3B	HR	RBI	SH	SF	HB	BB	SO	SB	CS	OBP	OPS
2016	Los Angeles-NL	.000	3	2	0	0	0	0	0	0	0	0	0	0	2	0	0	.000	.000
2017	Chicago-NL	.333	5	15	3	5	0	0	2	8	0	0	0	3	4	0	0	.444	1.178
2019	Los Angeles-NL	.333	4	12	1	4	0	0	0	0	0	0	0	1	3	0	0	.385	.718
Wild Card Totals		.310	12	29	4	9	0	0	2	8	0	0	0	4	9	0	0	.394	.911

TAYLOR'S LEAGUE CHAMPIONSHIP SERIES RECORD

YEAR	OPPONENT	AVG	G	AB	R	H	2B	3B	HR	RBI	SH	SF	HB	BB	SO	SB	CS	OBP	OPS
2019	St. Louis	.250	2	8	1	2	0	0	1	1	0	0	0	0	4	0	0	.250	.875

TAYLOR'S WORLD SERIES RECORD

YEAR	OPPONENT	AVG	G	AB	R	H	2B	3B	HR	RBI	SH	SF	HB	BB	SO	SB	CS	OBP	OPS
2019	Houston	1.000	1	1	1	1	0	0	1	1	0	0	0	0	0	0	0	1.000	5.000

TAYLOR'S PITCHING RECORD

YEAR	CLUB	W-L	ERA	G	GS	CG	SH	SV	IP	H	R	ER	HR	HB	BB	SO	WP	K/9	BAA
2022	Kansas City	0-0	9.00	1	0	0	0	0	2.0	5	2	2	1	0	2	2	0	9.0	.455

TAYLOR'S CAREER FIELDING RECORD

POSITION	PCT	G	PO	A	E	TC	DP	PB
Outfield	.990	895	1973	47	20	2040	8	--
First Base	.000	1	0	0	0	0	0	--
Pitcher	1.000	1	0	2	0	2	0	--
Totals	.990	897	1973	49	20	2042	8	--

TAYLOR'S PROFESSIONAL INJURED LIST HISTORY

DATES	INJURY	LEVEL
September 3-18, 2023	Right Hamstring Strain	Minnesota
May 19-June 3, 2022	COVID-19	Kansas City
March 27-April 8, 2019	Sprained Left Knee/Hip	Washington
July 7-August 13, 2017	Right Oblique Strain	Washington
August 17-end of 2012 season	Left Foot Sprain	Single-A Potomac



56

CALEB THIELBAR

LHP

H/W: 6-0/216 **B/T:** R/L
AGE: 36
BORN: 1/31/1987 in Northfield, MN
RESIDES: Brookings, SD

ACQUIRED: Signed as minor league free agent, 11/29/19
M.L. SERVICE: 5 years, 132 days
CONTRACT STATUS: Signed thru 2023

PERSONAL: Caleb John Thielbar (pronounced THEEL-bar)...X: @cthielbar56...wife, Carissa is an assistant basketball coach at South Dakota State University in Brookings, SD...couple has a son, Joshua...2005 graduate of Randolph (MN) High School...2009 graduate of South Dakota State University with a degree in Wildlife and Fisheries Management...went 13-16, 5.79 ERA (196.0 IP, 126 ER) with 60 walks and 152 strikeouts in 49 career games (29 starts) for the Jackrabbits from 2006-09...went 5-8, 5.44 ERA (87.2 IP, 53 ER) with 31 walks and 100 strikeouts in 22 games (12 starts) during his senior season in 2009...ended career as the Jackrabbits all-time leader in starts (44) and innings pitched (274.0), and ranked second in strikeouts (196)...enjoys hunting in South Dakota in spare time and offseason...went on Twins Winter Caravan in 2023, visiting Hitchcock and Brookings, SD, and Luverne and Mankato, MN... participated in 2023 TwinsFest at Target Field in January...enjoys fishing and hunting in spare time.

CAREER HIGHLIGHTS: Most senior member of the Twins roster in 2023 and is the Player Representative... is one of 32 Minnesota natives to play for the Twins...was one of three Minnesota natives on 2023 roster at one point (also, Matt Wallner and Louie Varland)...Twins mark sixth major league organization (Milwaukee - 2009-10, Minnesota - 2011-15 & '20-23, San Diego - 2015, Miami Spring Training - 2017, Detroit - 2018-19 and Atlanta - 2019)...finished 2021 season with a record of 7-0, and became the second Twins pitcher with at least seven wins, no losses and no starts in a season, joining Joe Nathan (7-0 in 64 relief appearances in 2006)...pitched for the St. Paul Saints in the American Association from 2016-17...made 2020 season debut August 4 vs. Pittsburgh, which marked first major league appearance since April 30, 2015... span of five years, three months and three days marked the fourth-longest appearance hiatus in Twins history, trailing Bert Blyleven (9 years, 64 days), Carlos Pulido (9 years, 22 days) and Craig Breslow (7 years, 322 days)...earned the win September 1, 2020 vs. Chicago-AL, which marked his first win since May 4, 2014 at Cleveland, a span of six years and 119 days between wins, the eighth-longest span between victories in Twins/Senators franchise history (Harry Kelley, 4/16/25-6/21/38 - 13 years, 66 days; Mike Fornieles, 9/19/52-6/30/63 - 10 years, 284 days; Bert Blyleven, 5/23/76-8/8/85 - 9 years, 77 days; Nick Altrock, 7/17/1909-6/6/18 - 8 years, 324 days; Joey Haynes, 7/4/40-5/21/49 - 8 years, 321 days; Craig Breslow, 5/14/09-4/28/17 - 7 years, 349 days and Andrew Albers, 8/12/13-8/27/21 - 8 years, 15 days)...started MLB career in 2013 in Minnesota with 19.2-consecutive scoreless innings May 20-July 6, setting a Twins record and tying him with the Mets' Joe Smith (April 1-May 5, 2007) for sixth-longest streak in baseball history to begin a career...allowed just five hits during the streak and struck out 17...during the streak, retired 31-consecutive batters faced without allowing a hit; according to the *Elias Sports Bureau*, it tied Joe Nathan (2006) for the fifth-longest streak in club history...was given the 2013 Bill Boni Award as Twins Most Outstanding Rookie, voted on by the Twin Cities Chapter of the BBWAA.

POSTSEASON CAREER: Made lone career Postseason appearance September 29, 2020 in Game 1 of AL Wild Card Series vs. Houston, pitching 0.1 scoreless inning with one hit allowed.

2023:

- ✦ Made Twins Opening Day roster for fourth time in career (also 2022, '21 and '14) and pitched out of club's bullpen.
- ✦ Held opponents scoreless in nine of first 11 games from March 30-May 2, posting a 1.80 ERA (10.0 IP, 2 ER) with two walks and 10 strikeouts in that span.
- ✦ Placed on 15-day Injured List on May 5 with a right oblique strain...pitched in two games on rehab assignment with Triple-A St. Paul and reinstated on June 4.
- ✦ Appeared in just one game upon return from IL and placed back on 10-day Injured List with same injury June 9...pitched in two games on rehab assignment with Saints and reinstated on July 30.
- ✦ Did not allow an earned run for an 11-game stretch from April 10-August 4 (10.0 IP).
- ✦ Posted 10.0-scoreless inning streak over 10 appearances from August 27-September 19, allowing just two hits with one walk and 11 strikeouts in that span.
- ✦ Walked just six batters on season in 30.2 innings pitched, posting a 1.76 walks-per-9.0 innings pitched ratio, the best on staff.
- ✦ Left-handed batters hit .130 (6-for-46) with a .348 OPS and zero home runs, compared to right-handed batters hitting .254 (17-for-67) with a .927 OPS and seven home runs.
- ✦ Ranked tied for 10th in the AL in holds among lefties (14), despite appearing in just 36 games.

PROFESSIONAL: Selected by Milwaukee in 18th round of 2009 First-Year Player Draft; signed by scout Harvey Kuenn Jr...signed by Minnesota as minor league free agent on August 19, 2011...claimed off waivers by San Diego on August 8, 2015...signed as minor league free agent with Miami on November 11, 2016...signed with Detroit as minor league free agent on January 24, 2018...traded from Detroit to Atlanta on August 31, 2019 in exchange for cash considerations...signed as minor league free agent by Minnesota on December 19, 2019.

CAREER HIGHS

IP: 2.1, 3x, last 4/14/21 vs. BOS
SO: 5, 2x, last 4/14/21 vs. BOS
Walks: 2, 12x, last 6/19/22 at ARI
CG: --
Low-Hit CG: --
Win-Streak: 9, 6/16/21-6/13/22



THIELBAR'S PITCHING RECORD

YEAR	CLUB	W-L	ERA	G	GS	CG	SHO	SV	IP	H	R	ER	HR	HB	BB	SO	WP	K/9	BAA
2009	AZL Brewers	6-1	1.59	14	2	0	0	0	45.1	44	16	8	1	0	7	46	3	9.1	.246
	Helena	0-0	0.00	2	0	0	0	0	1.2	0	0	0	0	0	1	2	0	10.8	.000
2010	Helena	0-0	3.68	9	0	0	0	0	14.2	16	7	6	2	0	0	9	1	5.5	.286
	Wisconsin	0-2	5.60	30	0	0	0	3	53.0	65	41	33	6	0	14	43	0	7.3	.294
2011	Fort Myers	1-0	0.00	3	1	0	0	0	7.1	1	0	0	0	0	5	5	1	6.1	.042
2012	Fort Myers	1-1	0.00	7	0	0	0	1	12.1	4	1	0	0	2	2	16	0	11.7	.100
	New Britain	2-0	1.80	16	0	0	0	4	25.0	18	5	5	1	0	3	26	0	9.4	.198
	Rochester	3-1	3.57	25	1	0	0	1	40.1	42	19	16	5	1	16	32	3	7.1	.266
2013	Rochester	1-1	3.76	17	0	0	0	1	26.1	27	13	11	1	1	8	34	2	11.6	.260
	MINNESOTA	3-2	1.76	49	0	0	0	0	46.0	24	11	9	4	0	14	39	1	7.6	.154
2014	MINNESOTA	2-1	3.40	54	0	0	0	0	47.2	51	19	18	3	1	16	35	0	6.6	.280
2015	Rochester	5-3	2.81	29	0	0	0	0	32.0	30	10	10	1	1	18	19	0	5.3	.252
	El Paso	0-0	0.73	9	0	0	0	0	12.1	9	1	1	1	1	5	7	0	5.1	.196
	MINNESOTA	0-0	5.40	6	0	0	0	0	5.0	5	3	3	0	0	0	5	1	9.0	.263
2018	Erie	3-0	1.42	27	0	0	0	0	38.0	28	7	6	1	0	3	40	1	9.5	.201
	Toledo	4-1	3.32	12	0	0	0	0	19.0	20	9	7	2	1	2	11	0	5.2	.270
2019	Toledo	2-1	3.30	50	0	0	0	4	76.1	74	29	28	7	2	16	92	3	10.8	.254
	Gwinnett	0-0	0.00	1	0	0	0	1	2.0	1	0	0	0	0	2	0	0	9.0	.143
2020	MINNESOTA	2-1	2.25	17	0	0	0	0	20.0	14	6	5	0	0	9	22	2	9.9	.192
2021	MINNESOTA	7-0	3.23	59	0	0	0	0	64.0	55	24	23	8	3	20	77	3	10.8	.232
2022	St. Paul	0-0	0.00	1	0	0	0	0	1.0	0	0	0	0	0	0	1	0	9.0	.000
	MINNESOTA	4-3	3.49	67	0	0	0	1	59.1	51	26	23	5	0	18	80	1	12.1	.226
2023	St. Paul	1-0	0.00	4	0	0	0	0	4.0	1	0	0	0	0	1	5	0	11.3	.077
	MINNESOTA	3-1	3.23	36	0	0	0	0	30.2	23	12	11	7	0	6	36	1	10.6	.204
	Minor League Totals	29-11	2.87	256	4	0	0	15	410.2	380	158	131	28	9	101	390	14	8.6	.242
	Major League Totals	21-8	3.04	288	0	0	0	1	272.2	223	101	92	27	4	83	294	9	9.7	.222

THIELBAR'S WILD CARD RECORD

YEAR	OPPONENT	W-L	ERA	G	GS	CG	SH	SV	IP	H	R	ER	HR	HB	BB	SO	WP	K/9	BAA
2020	Houston	0-0	0.00	1	0	0	0	0	0.1	1	0	0	0	0	0	0	0	0.0	.500

THIELBAR'S CAREER FIELDING RECORD

POSITION	PCT	G	PO	A	E	TC	DP	PB
Pitcher	.947	288	13	23	2	38	0	—

THIELBAR'S PROFESSIONAL INJURED LIST HISTORY

DATES	INJURY	LEVEL
June 9-July 30, 2023	Right Oblique Strain	Minnesota
May 5-June 4, 2023	Right Oblique Strain	Minnesota
July 23-August 3, 2022	Strained Left Hamstring	Minnesota
June 3-16, 2021	Left Groin Strain	Minnesota
April 20-24, 2021	COVID IL	Minnesota

THIELBAR'S GAME LOGS

DATE	OPP.	W	L	SV	SVO	HLD	ERA	GS	CG	IP	H	R	ER	HR	BB	IBB	HB	SO	AVG	#PIT	
3/30	@KC	0	0	0	0	1	0.00	0	0	1.0	0	0	0	0	0	0	0	0	1	.000	11
4/1	@KC	0	0	0	0	1	0.00	0	0	1.0	1	0	0	0	0	0	0	0	3	.143	18
4/5	@MIA	0	0	0	0	0	6.75	0	0	0.2	2	2	2	1	0	0	0	1	.273	13	
4/10	CWS	0	0	0	0	0	4.91	0	0	1.0	0	0	0	0	0	0	0	1	.214	10	
4/11	CWS	0	0	0	0	1	4.50	0	0	0.1	0	0	0	0	0	0	0	1	.200	4	
4/18	@BOS	0	0	0	0	1	3.60	0	0	1.0	1	0	0	0	0	0	0	0	.211	17	
4/21	WAS	0	0	0	0	1	3.18	0	0	0.2	0	0	0	0	0	0	0	0	.190	12	
4/23	WAS	0	0	0	0	1	2.57	0	0	1.1	0	0	0	0	1	0	0	1	.160	18	
4/28	KC	0	0	0	0	1	2.25	0	0	1.0	1	0	0	0	1	0	0	2	.172	25	
4/29	KC	0	0	0	0	0	1.93	0	0	1.1	1	0	0	0	0	0	0	0	.182	22	
MAR/APR TOTALS		0	0	0	0	7	1.93	0	0	9.1	6	2	2	1	2	0	0	10	.182	150	
5/2	@CWS	0	1	0	0	0	1.80	0	0	0.2	1	1	0	0	0	0	0	0	.200	13	
MAY TOTALS		0	1	0	0	0	0.00	0	0	0.2	1	1	0	0	0	0	0	0	.500	13	
6/4	CLE	0	0	0	0	0	1.74	0	0	0.1	1	0	0	0	0	0	0	0	.216	10	
JUNE TOTALS		0	0	0	0	0	0.00	0	0	0.1	1	0	0	0	0	0	0	0	.500	10	
8/2	@STL	0	0	0	0	0	1.59	0	0	1.0	0	0	0	0	0	0	0	2	.200	11	
8/4	ARI	1	0	0	0	0	1.42	0	0	1.1	0	0	0	0	0	0	0	2	.182	12	
8/6	ARI	1	0	0	0	0	1.98	0	0	1.0	1	1	1	1	0	0	0	1	.188	17	
8/12	@PHI	0	0	0	0	0	1.84	0	0	1.0	1	0	0	0	0	0	0	1	.192	15	
8/13	@PHI	0	0	0	0	1	1.72	0	0	1.0	0	0	0	0	0	0	0	2	.182	14	
8/15	DET	0	0	0	0	1	1.62	0	0	1.0	0	0	0	0	0	0	0	1	.172	9	
8/18	PIT	0	0	0	0	0	2.16	0	0	0.0	2	1	1	0	1	0	0	0	.200	10	
8/20	PIT	0	0	0	0	1	2.04	0	0	1.0	0	0	0	0	1	0	0	0	.190	18	
8/23	@MIL	0	0	0	1	0	2.41	0	0	1.0	2	1	1	1	1	0	0	1	.206	22	
8/26	TEX	0	0	0	0	0	2.75	0	0	1.0	1	1	1	1	0	0	0	1	.208	10	
8/27	TEX	0	0	0	0	0	2.61	0	0	1.0	0	0	0	0	0	0	0	2	.200	11	
8/30	CLE	0	0	0	0	1	2.57	0	0	0.1	1	0	0	0	1	0	0	0	.208	16	
AUGUST TOTALS		2	0	0	1	4	3.38	0	0	10.2	8	4	4	3	4	0	0	13	.200	165	
9/1	@TEX	0	0	0	0	0	2.45	0	0	1.0	0	0	0	0	0	0	0	0	.200	8	
9/2	@TEX	0	0	0	0	1	2.42	0	0	0.1	0	0	0	0	0	0	0	0	.198	6	
9/5	@CLE	0	0	0	0	0	2.31	0	0	1.0	0	0	0	0	0	0	0	0	.190	10	
9/8	NYM	1	0	0	0	0	2.22	0	0	1.0	1	0	0	0	0	0	0	2	.193	15	
9/9	NYM	0	0	0	0	1	2.13	0	0	1.0	0	0	0	0	0	0	0	2	.187	10	
9/12	TB	0	0	0	0	1	2.05	0	0	1.0	0	0	0	0	0	0	0	1	.181	11	
9/13	TB	0	0	0	0	0	1.98	0	0	1.0	0	0	0	0	0	0	0	2	.175	17	
9/19	@CIN	0	0	0	0	0	1.91	0	0	1.0	0	0	0	0	0	0	0	2	.170	16	
9/22	LAA	0	0	0	0	0	2.45	0	0	1.0	2	2	2	1	0	0	0	1	.181	20	
9/27	OAK	0	0	0	0	0	2.70	0	0	0.2	2	1	1	0	0	0	0	2	.193	18	
9/29	@COL	0	0	0	0	0	2.67	0	0	0.1	0	0	0	0	0	0	0	0	.191	3	
9/30	@COL	0	0	0	0	0	3.23	0	0	0.1	2	2	2	2	0	0	0	1	.204	9	
SEPTEMBER TOTALS		1	0	0	0	3	4.66	0	0	9.2	7	5	5	3	0	0	0	13	.194	143	



37

LOUIE VARLAND

RHP

H/W: 6-2/220 **B/T:** L/R
AGE: 25
BORN: 12/9/1997 in St. Paul, MN
RESIDES: Maplewood, MN

ACQUIRED: 15th RD, 2019 MLB Draft
M.L. SERVICE: 108 days
CONTRACT STATUS: Signed thru 2023

PERSONAL: Louie Dennis Varland...X: @LouieVarland...Instagram: @louievarland...St. Paul native who attended North St. Paul High School, where he wrestled and played football, in addition to baseball...attended Concordia University, St. Paul...helped out at his father Wade's drywall business when he was younger...his aunts, Denise and Sue, were legendary softball pitchers at North St. Paul...his older brother, Gus, is a pitcher in the Milwaukee Brewers organization; the duo played together at North St. Paul and Concordia, and train together in the offseason...favorite movie is Rocky I, favorite musical artist is the Red Hot Chili Peppers and favorite food is sushi...enjoys fishing during the offseason...favorite sports team is the Minnesota Vikings...favorite opposing ballpark is Guaranteed Rate Field...his favorite pregame meal is Chipotle...participated in the 2023 Twins Winter Caravan, visiting Welch and Rochester, MN, and Mason City, IA...was a featured guest at the Baseball Old Timers Hot Stove League over the winter at the Southview Country Club in St. Paul...participated in 2023 TwinsFest at Target Field in January.

CAREER HIGHLIGHTS: One of 32 Minnesota natives to play for the Twins and one of 16 to pitch...was one of three Minnesota natives on the Twins roster at one point in 2022 and 2023 (also, Caleb Thielbar and Matt Wallner)...named Jim Rantz Award winner as Twins minor league Pitcher of the Year in 2021 and 2022, one of two pitchers to ever win the award twice, joining José Berríos (2014-15)...in 2022, led all Twins minor leaguers in strikeouts (146) and innings pitched (126.1), tied for first in games started (23) and was second in ERA (3.06), second in winning percentage (.615), fourth in opponent batting average (.242) and WHIP (1.26), and tied for fifth in wins (8)...made major league debut September 7, 2022 at Yankee Stadium and struck out seven batters in 5.1 innings pitched...first career strikeout, fanning Aaron Judge...earned first major league win October 5, 2022 at Chicago-AL...named starting pitcher on Twins' 2021 MiLB.com Organizational All-Star team...debuted wearing uniform number 49, but switched to 37 during 2022-23 offseason when the Twins acquired Pablo López from Miami.

CAREER HIGHS

IP: 7.0, 5/31/23 at HOU
SO: 8, 4/14/23 at NYY
Walks: 4, 6/6/23 at TB
CG: - -
Low-Hit CG: - -
Win-Strike: 3, 10/5/22-5/20/23



2023:

- * Pitched in first career spring training with Twins and was optioned to Triple-A St. Paul on March 19, where he started season.
- * Made just one start for the Saints on April 7 and was recalled by Minnesota on April 14.
- * Made one start with Twins during this stint...inserted into rotation one time through to give the staff an extra day of rest and push everyone back a game...started on April 14 at New York-AL, allowing three runs on six hits in 6.0 innings pitched, with one walk and a career-high eight strikeouts in a Twins 4-3 victory.
- * Optioned back to St. Paul on April 16.
- * Named Twins minor league Pitcher of the Week on April 30 - the first of two honors on season.
- * Made two starts for the Saints from April 22-27 and was recalled by Minnesota for second time on May 3 (Tyler Mahle - IL).
- * Earned first win of season on May 14 vs. Chicago-NL, allowing three runs on four hits in 6.1 innings pitched leading to a Twins 16-3 victory.
- * Pitched career-high 7.0 shutout innings with four hits allowed, one walk and five strikeouts on May 31 at Houston in a Twins 8-2 victory.
- * Went 3-1, 3.34 ERA (35.0 IP, 13 ER) with seven walks and 31 strikeouts in six May starts for Minnesota, leading the staff in innings for the month.
- * Went 0-2, 10.20 ERA (15.0 IP, 17 ER) with five home runs allowed and eight walks in a three-start stretch from June 6-18 and was optioned to St. Paul on June 20 (Kenta Maeda reinstated from IL).
- * Named Twins minor league Pitcher of the Week on August 13...pitched a professional career high 7.1 shutout innings on August 11 vs. Louisville, allowing three hits with one walk and six strikeouts.
- * Went 5-0, 3.68 ERA (58.2 IP, 24 ER) with 56 strikeouts in an 11-start stretch for Saints from June 23-August 16.
- * Made first relief appearance of season while at St. Paul on August 31 vs. Columbus, allowing one run on three hits in 4.0 innings pitched.
- * Recalled by Minnesota on September 4, where he remained the rest of season, pitching out of Twins' bullpen.
- * Threw hardest pitch of career at 100.4 mph on September 9 vs. New York-NL, a foul ball by Daniel Vogelbach...was throwing in the upper 90s when pitching in relief for Minnesota in second half of September...joined Joao Duran as the only Twins to reach triple digits on season.
- * Went 1-0, 1.50 ERA (12.0 IP, 2 ER) with two holds, one walk and 17 strikeouts in seven relief appearances for Minnesota from September 6-28.
- * Combined to go 11-4, 4.27 ERA (149.2 IP, 71 ER) with 43 walks and 159 strikeouts in 33 appearances (25 starts) between Minnesota and Triple-A St. Paul.

PROFESSIONAL: Selected by Twins in 15th round of 2019 First-Year Player Draft; signed by scout Joe Bisenius.



VARLAND'S PITCHING RECORD

YEAR	CLUB	W-L	ERA	G	GS	CG	SHO	SV	IP	H	R	ER	HR	HB	BB	SO	WP	K/9	BAA
2019	Elizabethhton	0-1	2.08	3	1	0	0	0	8.2	9	2	2	1	0	4	10	1	10.4	.257
2020																			
NO SEASON - DID NOT PLAY																			
2021	Fort Myers	4-2	2.09	10	8	0	0	0	47.1	41	14	11	2	3	16	76	5	14.5	.228
	Cedar Rapids	6-2	2.10	10	10	0	0	0	55.2	41	14	13	4	2	14	66	2	10.7	.202
2022	Wichita	7-4	3.34	20	19	0	0	0	105.0	102	46	39	14	2	39	119	4	10.2	.251
	St. Paul	1-1	1.69	4	4	0	0	0	21.1	15	5	4	1	2	3	27	0	11.4	.192
	MINNESOTA	1-2	3.81	5	5	0	0	0	26.0	26	11	11	4	1	6	21	1	7.3	.263
2023	St. Paul	7-1	3.97	16	15	0	0	0	81.2	84	48	36	8	4	26	88	1	9.7	.265
	MINNESOTA	4-3	4.63	17	10	0	0	0	68.0	66	35	35	16	1	17	71	2	9.4	.252
Minor League Totals		25-11	2.96	63	57	0	0	0	319.2	292	129	105	30	13	102	386	13	10.9	.240
Major League Totals		5-5	4.40	22	15	0	0	0	94.0	92	46	46	20	2	23	92	3	8.8	.255

VARLAND'S CAREER FIELDING RECORD

POSITION	PCT	G	PO	A	E	TC	DP	PB
Pitcher	1.000	22	4	6	0	10	1	—

VARLAND'S PROFESSIONAL INJURED LIST HISTORY

DATES	INJURY	LEVEL
None.....		

VARLAND'S GAME LOGS

DATE	OPP.	W	L	SV	SVO	HLD	ERA	GS	CG	IP	H	R	ER	HR	BB	IBB	HB	SO	AVG	#PIT
4/14	@NYY	0	0	0	0	0	4.50	1	0	6.0	6	3	3	3	1	0	0	8	.250	83
APRIL TOTALS		0	0	0	0	0	4.50	1	0	6.0	6	3	3	3	1	0	0	8	.250	83
5/3	@CWS	0	0	0	0	0	5.91	1	0	4.2	7	4	4	1	2	0	0	6	.295	87
5/9	SD	0	0	0	0	0	4.32	1	0	6.0	5	1	1	0	2	0	0	6	.273	95
5/14	CHC	1	0	0	0	0	4.30	1	0	6.1	4	3	3	2	1	0	0	7	.247	97
5/20	@LAA	1	0	0	0	0	4.18	1	0	5.0	6	2	2	1	1	0	1	4	.255	92
5/26	TOR	0	1	0	0	0	4.24	1	0	6.0	7	3	3	2	0	0	0	3	.259	100
5/31	@HOU	1	0	0	0	0	3.51	1	0	7.0	4	0	0	0	1	0	0	5	.245	86
MAY TOTALS		3	1	0	0	0	3.34	6	0	35.0	33	13	13	6	7	0	1	31	.244	557
6/6	@TB	0	1	0	0	0	4.40	1	0	6.0	6	7	7	2	4	0	0	5	.247	90
6/11	@TOR	0	0	0	0	0	4.70	1	0	4.2	6	4	4	1	2	0	0	6	.254	89
6/18	DET	0	1	0	0	0	5.30	1	0	4.1	9	6	6	2	2	0	0	4	.270	99
JUNE TOTALS		0	2	0	0	0	10.20	3	0	15.0	21	17	17	5	8	0	0	15	.333	278
9/6	@CLE	0	0	0	0	0	5.03	0	0	3.0	1	0	0	0	1	0	0	2	.263	43
9/9	NYM	0	0	0	0	0	5.25	0	0	1.0	2	2	2	2	0	0	0	2	.266	20
9/12	TB	1	0	0	0	0	5.05	0	0	2.1	1	0	0	0	0	0	0	3	.262	31
9/15	@CWS	0	0	0	0	0	4.90	0	0	2.0	1	0	0	0	0	0	0	4	.259	29
9/22	LAA	0	0	0	0	1	4.82	0	0	1.0	0	0	0	0	0	0	0	1	.256	11
9/24	LAA	0	0	0	0	1	4.75	0	0	1.0	1	0	0	0	0	0	0	2	.257	15
9/28	OAK	0	0	0	0	0	4.63	0	0	1.2	0	0	0	0	0	0	0	3	.252	24
SEPTEMBER TOTALS		1	0	0	0	2	1.50	0	0	12.0	6	2	2	2	1	0	0	17	.150	173



8

CHRISTIAN VÁZQUEZ

C

H/W: 5-9/205 **B/T:** R/R
AGE: 33
BORN: 8/21/1990 in Bayamón, PR
RESIDES: Dorado, PR

ACQUIRED: Signed as free agent, 12/16/22
M.L. SERVICE: 9 years, 32 days
CONTRACT STATUS: Signed thru 2025

PERSONAL: Christian Rafael Vázquez...Instagram: @1990colo - 1990 for his birth year and 'colo' for color as reference to his red hair color...wife, Gabriela (married in 2018)...the couple has two sons, Diego (born in November 2019) and Daniel (born April 2022)...graduated from Puerto Rico Baseball Academy High School in 2008...on January 6, 2018 (Three Kings Day), he helped hand out supplies to children in some of the island's poor communities...in January 2018, helped deliver nearly 10 tons of supplies to aid Hurricane Maria recovery efforts...the jetBlue plane cargo included medical supplies and vaccines, water filtration systems, first aid kits, flashlights, and diapers...in Caguas, he helped distribute food, water and supplies to nearly 300 families, as well as baseball equipment to roughly 100 children...signed autographs and posed for pictures with fans at Red Sox Winter Weekend in 2015, '16, '18, and '20...along with his wife, spearheaded the Red Sox' Players Favorite Things basket auction in 2021 that benefited The BASE...played minor league ball with Twins Vice President of Hitting Development and Procurement, Alex Hassan while at Short-A Lowell in Boston's organization...Hassan shared a story that one day he sat behind Vázquez on the bus during a team roadtrip and Hassan could see Christian's laptop on AOL Instant Messenger in the seat in front of him and Vázquez's screen name was miboneday...chose uniform No. 8 for Minnesota because he wanted 7 (retired - Joe Mauer) and 9 (worn by Trevor Larnach), so settled in the middle...he wore No. 7 for Boston and No. 9 for Houston...enjoys Starbucks coffees (lattes) and passes on other coffee shop options...participated in 2023 TwinsFest at Target Field in January...if he wasn't a baseball player, he would be an athletic trainer.

CAREER HIGHLIGHTS: Two-time World Series champion (2018 with Boston and 2022 with Houston)...Twins are third organization (Boston - 2008-22, Houston - 2022)...selected to play in the 2023 World Baseball Classic with Team Puerto Rico, marking first career selection...was behind the plate for the Astros' combined no-hitter in Game 4 of the 2022 World Series (pitchers: Cristian Javier, Bryan Abreu, Rafael Montero, Ryan Pressly), becoming the second catcher in MLB history to catch a no-hitter in the World Series (joining the Yankees' Yogi Berra, who caught Don Larsen's perfect game in Game 5 of the 1956 World Series)...named a finalist for the 2019 American League Rawlings Gold Glove Award® at catcher...hit walk-off homer for Red Sox in 13th inning of 2021 ALDS Game 3 vs. Tampa Bay...caught final pitch of the 2018 World Series, a swinging third strike to Manny Machado...earned the Unsung Hero Award from the Boston Chapter of the BBWAA following the 2017 season...missed entire 2015 season recovering from Tommy John surgery performed on his right elbow...made his major league debut in 2014 and his first Opening Day roster in 2017...played in the Puerto Rican Winter League following the 2011 (Mayaguez), 2012 (Manatí), 2013 (Santurce), 2014 (San Juan), 2015 (Mayaguez & Santurce), 2016 (Santurce) and 2021 (Santurce) seasons...named an International League Midseason All-Star and was selected to the 2014 SiriusXM All-Star Futures Game...named Red Sox top defensive catcher by *Baseball America* entering the 2012, 2013 and 2014 seasons...played for Surprise in the Arizona Fall League in 2012...in 2013, was named MVP of Double-A Portland as well as Eastern League Midseason All-Star...named *Baseball America's* best defensive catcher in his primary league in four-straight years: 2011 - South Atlantic, 2012 - Carolina, 2013 - Eastern, and 2014 - International...named 2011 Red Sox Minor League Defensive Player of the Year...named a 2012 Carolina League Postseason All-Star.

POSTSEASON CAREER: Two-time World Series champion (2018 with Boston and 2022 with Houston) has hit .250 (23-for-92) with two doubles, two home runs, 11 RBI, 11 runs scored, five walks and a .633 OPS in 31 career Postseason games...ranks second in Red Sox franchise history in Postseason games played at catcher (25 games, 19 starts), trailing only Jason Varitek (62)...**2022:** Played in six Postseason games for the Astros, including two ALDS games vs. Seattle, one ALCS game vs. New York-AL and three World Series games vs. Philadelphia...hit .235 (4-for-17) with one walk and three RBI...went 2-for-7 with one RBI in three World Series games...drove in two runs with a single in Game 3 of the ALCS at New York-AL...was behind the plate for Houston's combined no-hitter in Game 4 of the World Series (pitchers: Cristian Javier, Bryan Abreu, Rafael Montero, Ryan Pressly), becoming the second catcher in MLB history to catch a no-hitter in the World Series (joining Yogi Berra, who caught Don Larsen's perfect game in Game 5 of the 1956 World Series)...**2021:** Played in 11 Postseason games, making seven starts and hitting .281 (9-for-32) with one home run and six RBI...hit a walk-off, two-run homer in the 13th inning of Game 3 of the ALDS vs. Tampa Bay...**2018:** Played 12 of the Red Sox' 14 Postseason games...Boston went 9-1 in his 10 starts...hit a solo homer in Game 4 of the ALDS at New York-AL, becoming the sixth Red Sox catcher to homer in the Postseason...made his first career appearance at first base in Game 3 of the World Series at Los Angeles-NL, switching to the position in the 12th inning and remaining there for the rest of the game...according to *Elias*, became the fifth non-pitcher ever to appear in a World Series game at a position he had never previously played, joining Boston's Patsy Dougherty (RF in 1903), Washington's Buddy Myer (3B in 1925), Chicago-NL's Stan Hack (SS in 1935) and New York-AL's Alfonso Soriano (RF in 2003)...caught the final pitch of the World Series, as Chris Sale struck out Manny Machado swinging...posted a five-game hit streak in 2018 from ALCS-G4 through WS-G4...tied the longest Postseason hitting streak ever by a Red Sox catcher (also Carlton Fisk in 1975, Rich Gedman in 1986-88 and Jason Varitek in 2003-04)...**2017:** Made his second career Postseason roster and first Postseason appearances, starting Games 2 and 4 of the ALDS vs. Houston...reached base in four of eight plate appearances (2-for-6, 2 BB), including a 2-for-3 effort with a run scored and walk in Game 2...became the first major league catcher to reach base three times in his Postseason debut since Boston's Jarrrod Saltalamacchia in Game 1 of the 2013 ALDS vs. Tampa Bay...**2016:** Named to the Red Sox' ALDS roster vs. Cleveland but did not appear in a game.

CAREER HIGHS

Hits: 4, 6x, last 8/18/22 vs. CWS

HR: 5, 9/15/19 at PHI

RBI: 2, 3x, last 7/22/22 vs. TOR

GS: 2, last 9/26/20 at ATL

SB: 2, 9/18/20

Hit-Strike: 11, 6/11-25/19

WALK-OFF HITS/PA

8/1/17 vs. CLE (HR)

6/21/19 vs. TOR (HR)

MULTI-HR GAMES

9/15/19 at PHI

7/30/20 at NYM

7/22/22 vs. TOR



2023:

- * Played for Team Puerto Rico during World Baseball Classic, hitting .333 (5-for-15) with two doubles, one home run, three RBI and one walk in four games.
- * Was Twins Opening Day catcher on March 30 at Kansas City after signing three-year contract with Minnesota in December...recorded first hit as Twin with a fifth-inning single and finished the day 2-for-4.
- * Hit .379 (11-for-29) with a .471 on-base percentage and a .953 OPS in first nine games.
- * Reached base safely a season-high four times on May 15 at Los Angeles-NL, going 3-for-5 with a walk.
- * First home run as Twin against former team on June 19 vs. Boston, snapping streak of 161 plate appearances to go homerless to start season.
- * Hit safely in season-long five-straight games from August 13-22.
- * Played in 800th career game on July 26 vs. Seattle.
- * Recorded 300th career RBI on July 29 at Kansas City.
- * Played one inning at second base on September 4 at Cleveland in a Twins 20-6 victory...seventh career game at second base and first since July 22, 2022 vs. Toronto.
- * Recorded 700th career hit on September 12 vs. Tampa Bay, a single off Andrew Kittredge.
- * Hit .250 (18-for-72) with five home runs and a .776 OPS vs. left-handed pitching, compared to .217 (55-for-254) with one home run and a .547 OPS vs. right-handed pitching.
- * Posted a 4.09 catcher ERA, seventh best in the American League among qualified catchers...second on team (Jeffers - 3.64).
- * Hit .270 (10-for-37) with runners in scoring position and two outs...hit .260 (19-for-73) with runners in scoring position.

PROFESSIONAL: Originally selected by Boston in ninth round of 2008 First-Year Player Draft; signed by scout Edgar Perez...traded by Boston to Houston on August 1, 2022, in exchange for minor league outfielder Wilyer Abreu and infielder Emmanuel Valdez...signed three-year contract with Minnesota on December 16, 2022.

VÁZQUEZ'S PLAYING RECORD

YEAR	CLUB	AVG	G	AB	R	H	2B	3B	HR	RBI	SH	SF	HBP	BB	SO	SB	CS	OBP	OPS
2008	GCL Red Sox	.190	21	58	7	11	1	0	0	5	1	0	0	6	17	0	0	.266	.473
2009	GCL Red Sox	.278	10	36	5	10	5	0	0	7	0	0	1	4	7	0	0	.366	.783
	Lowell	.123	21	65	4	8	2	0	2	9	0	0	0	11	16	0	0	.250	.496
2010	Greenville	.263	79	270	34	71	11	0	3	32	0	2	4	23	62	3	1	.328	.665
2011	Greenville	.283	105	392	71	111	27	3	18	84	0	4	5	43	84	1	1	.358	.863
2012	Salem	.266	81	293	43	78	17	0	7	41	3	2	4	40	70	2	2	.360	.756
	Portland	.206	20	73	11	15	4	0	0	5	0	1	0	8	9	0	0	.281	.541
2013	Portland	.290	96	342	48	99	19	1	5	48	3	4	3	47	44	7	5	.376	.771
	Pawtucket	.000	1	3	0	0	0	0	0	0	0	0	0	1	0	0	0	.250	.250
2014	Pawtucket	.279	66	244	35	68	17	0	3	20	2	2	1	21	52	0	1	.336	.721
	BOSTON	.240	55	175	15	42	9	0	1	20	3	4	0	19	33	0	0	.308	.617
2015																			
2016	Pawtucket	.270	42	152	19	41	9	0	2	16	0	1	3	15	31	2	0	.345	.713
	BOSTON	.227	57	172	21	39	9	1	1	12	0	0	2	10	39	0	0	.277	.585
2017	BOSTON	.290	99	324	43	94	18	2	5	32	0	1	3	17	64	7	2	.330	.735
2018	Portland	.500	1	2	1	1	0	0	0	3	0	1	0	0	0	0	0	.333	.833
	Pawtucket	.273	3	11	1	3	0	0	0	1	0	0	0	1	1	0	0	.333	.606
	BOSTON	.207	80	251	24	52	10	0	3	16	1	0	4	13	41	4	1	.258	.540
2019	BOSTON	.276	138	482	66	133	26	1	23	72	3	3	0	33	101	4	2	.321	.798
2020	BOSTON	.283	47	173	22	49	9	0	7	23	0	0	0	16	43	4	3	.344	.801
2021	BOSTON	.258	138	458	51	118	23	1	6	49	1	4	2	33	84	8	4	.308	.659
2022	BOSTON	.282	84	294	33	83	20	0	8	42	0	3	3	18	51	1	2	.327	.759
	HOUSTON	.250	35	104	8	26	3	0	1	10	0	0	0	4	18	0	2	.278	.585
2023	MINNESOTA	.223	102	327	34	73	13	0	6	32	1	1	1	25	82	1	0	.280	.598
	Minor League Totals	.266	546	1941	279	516	112	4	40	271	9	17	21	220	393	15	10	.344	.734
	Major League Totals	.257	835	2760	317	709	140	5	61	308	9	16	15	188	556	29	16	.306	.684

VÁZQUEZ'S WILD CARD RECORD

YEAR	OPPONENT	AVG	G	AB	R	H	2B	3B	HR	RBI	SH	SF	HBP	BB	SO	SB	CS	OBP	OPS
2021	New York-AL	.000	1	1	0	0	0	0	0	0	0	0	0	0	1	0	0	.000	.000

VÁZQUEZ'S DIVISION SERIES RECORD

YEAR	OPPONENT	AVG	G	AB	R	H	2B	3B	HR	RBI	SH	SF	HBP	BB	SO	SB	CS	OBP	OPS
2017	Houston	.333	2	6	1	2	0	0	0	0	0	0	0	2	2	0	0	.500	.833
2018	New York-AL	.333	3	9	2	3	0	0	1	2	0	0	0	1	2	0	0	.400	1.067
2021	Tampa Bay	.375	4	16	3	6	0	0	1	4	1	0	0	0	3	0	0	.375	.938
2022	Seattle	.143	2	7	0	1	0	0	0	0	0	0	0	0	3	0	0	.143	.286
Division Series Totals		.316	11	38	6	12	0	0	2	6	1	0	0	3	10	0	0	.366	.840

VÁZQUEZ'S LEAGUE CHAMPIONSHIP SERIES RECORD

YEAR	OPPONENT	AVG	G	AB	R	H	2B	3B	HR	RBI	SH	SF	HBP	BB	SO	SB	CS	OBP	OPS
2017	Houston	.154	5	13	1	2	1	0	0	0	0	0	0	2	3	0	0	.154	.385
2021	Houston	.200	6	15	2	3	1	0	0	2	0	0	0	1	3	0	0	.250	.517
2022	New York-AL	.333	1	3	1	1	0	0	0	2	0	0	0	1	0	0	0	.500	.833
LCS Totals		.194	12	31	4	6	2	0	0	4	0	0	0	2	6	0	0	.242	.500

VÁZQUEZ'S WORLD SERIES RECORD

YEAR	OPPONENT	AVG	G	AB	R	H	2B	3B	HR	RBI	SH	SF	HBP	BB	SO	SB	CS	OBP	OPS
2018	Los Angeles-NL	.200	4	15	1	3	0	0	0	0	0	0	0	3	0	0	0	.200	.400
2022	Philadelphia	.286	3	7	0	2	0	0	0	1	0	0	1	0	3	0	0	.375	.661
World Series Totals		.227	7	22	1	5	0	0	0	1	0	0	1	0	6	0	0	.261	.488

VÁZQUEZ'S WORLD BASEBALL CLASSIC RECORD

YEAR	CLUB	AVG	G	AB	R	H	2B	3B	HR	RBI	SH	SF	HBP	BB	SO	SB	CS	OBP	OPS
2023	Puerto Rico	.333	4	15	2	5	2	0	1	3	--	--	--	1	5	0	0	.375	1.042

VÁZQUEZ'S CAREER FIELDING RECORD

POSITION	PCT	G	PO	A	E	TC	DP	PB
Catcher	.994	775	6463	348	44	6855	42	68
First Base	.990	20	94	9	1	104	7	—
Third Base	1.000	10	0	1	0	1	0	—
Second Base	1.000	6	2	4	0	6	1	—
Totals	.994	813	6577	362	45	6984	53	68

VÁZQUEZ'S PROFESSIONAL INJURED LIST HISTORY

DATES	INJURY	LEVEL
April 19-20, 2022.....	COVID 19.....	Boston.....
July 8-September 1, 2018.....	Right Fifth Finger Fracture.....	Boston.....
March 25-end of 2015 season.....	Tommy John Surgery.....	Boston.....



OF

H/W: 6-5/246
AGE: 25
BORN: 12/12/1997 in Forest Lake, MN
RESIDES: Forest Lake, MN

B/T: L/R

ACQUIRED: 1st RD (39th overall), 2019 MLB Draft
M.L. SERVICE: 111 days
CONTRACT STATUS: Signed thru 2023

38

MATT WALLNER

PERSONAL: Matthew John Wallner...X: @Matt_Wallner...Instagram: @matt_wallner...Forest Lake, MN native who attended Forest Lake High School...named 2016 Minnesota Mr. Baseball...played collegiately at the University of Southern Mississippi for three seasons, hitting .337 (232-for-689) with 39 doubles, 58 home runs and 190 RBI in 189 games...in 2019, named to the Baton Rouge Regional All-Tournament Team, leading the Golden Eagles to the championship round after hitting .308 (4-for-13) with two home runs and five RBI...played for the 2018 USA Baseball Collegiate National Team...in 2017, named the *Baseball America* Freshman of the Year and was selected to BA All-America Second Team and Freshman All-America First Team...makes offseason home in Mississippi...enjoys watching college football during offseason...favorite non-baseball team is the Minnesota Vikings...favorite vacation spot is the beach...participated in 2023 TwinsFest at Target Field in January.

CAREER HIGHLIGHTS: One of 32 Minnesota natives to play for the Twins...was one of three Minnesota natives on Twins roster at one point in 2022 and 2023 (also, Caleb Thielbar and Louie Varland)...named Sherry Robertson Award winner as 2022 Twins minor league Player of the Year...made major league debut on September 17, 2022 at Cleveland and recorded his first major league hit in that game, a solo home run off Shane Bieber; became 12th Twin to homer in his first major league game...selected to start in 2022 SiriusXM All-Star Futures Game at Dodger Stadium...entered 2022 as the 14th-best prospect in the Twins organization, per MLB.com.

POSTSEASON CAREER: Has never appeared at major league level.

2023:

- Was in Twins spring training for first time in career...optioned to Triple-A St. Paul on March 18 where he began season.
- Played in five games for Saints from March 30-April 7, going 6-for-20 with a home run and two walks and was recalled by Minnesota on April 8 (Max Kepler - IL).
- Played in just six games for Twins from April 9-14, going 0-for-8 with one walk and two HBP and was optioned back to St. Paul on April 15.
- Played in 27 games for Saints from April 15-May 23, slashing .264/.398/.440 with three home runs and 17 walks and was recalled by Minnesota for second time on season on May 23 (Trevor Larnach - IL).
- Recorded career high four hits with Minnesota on May 27 vs. Toronto, including a home run and three RBI.
- Played in five games for Twins from May 23-28, hitting .636 (7-for-11) with one double, one home run, four RBI, two walks and a 1.714 OPS and was optioned to St. Paul again on May 29 (Kepler reinstated from IL).
- Named Twins minor league Player of the Week twice on season on June 4 and July 2.
- Played in 36 games during third and final stint with Saints from May 30-July 14, hitting .308 (44-for-143) with 11 doubles, two triples, seven home runs, 31 RBI, 20 walks and a .975 OPS.
- Recalled by Minnesota for final time on July 15 (Jose Miranda - IL) and remained with Twins through end of season.
- Tied career high reaching four times on July 23 vs. Chicago-AL, going 2-for-2 with a hit-by-pitch and walk.
- First career multi-homer game on July 26 vs. Seattle, both solo shots.
- Recorded an outfield assist from leftfield on August 1 at St. Louis, a throw that registered at 100.4 mph, the third-hardest outfield assist thrown by a Twin in the Statcast era (since 2015), trailing Aaron Hicks (101.9 mph on 6/12/15) and Eddie Rosario (100.6 mph on 8/23/18).
- Hit first career walk-off home run on August 6 vs. Arizona, a two-run shot off Paul Sewald in the ninth inning, capping a Twins 5-3 victory.
- Hit first career grand slam on August 15 vs. Detroit, a go-ahead shot off Will Vest, leading to a Twins 5-3 victory...the homer was measured at 450 feet, the longest grand slam by a Twin in the Statcast Era...four RBI marked a career high.
- Hit a double that registered at 116.4 mph exit velocity on September 24 vs. Los Angeles-AL, the hardest hit ball of career and third-hardest for Twin in 2023.
- Reached safely in career-long six-straight games from September 12-17.
- Hit second career grand slam on September 26 vs. Oakland, off Paul Blackburn...the homer was measured at 463 feet, the third-longest for a Twin on season...longest grand slam by a Twin in the Statcast Era (since 2015).
- Hit .354 (17-for-48) with five doubles, three home runs, 12 RBI and a 1.102 OPS in his final 17 games from September 12-October 1.

CAREER HIGHS

Hits: 4, 5/27/23 vs. TOR
RBI: 4, 2x, last 9/26/23
HR: 2, 7/26/23 vs. SEA
GS: 2, last, 9/26/23 vs. OAK
SB: 1, 3x, last 8/16/23 vs. DET
Hit-Strike: 6, 9/12-17/23

WALK-OFF HITS/PA

8/6/23 vs. ARI (HR)

MULTI-HR GAMES

7/26/23 vs. SEA



* Hit .290 (9-for-31) with runners in scoring position and two outs with Twins...hit .375 (3-for-8) with two grand slams with the bases loaded for Minnesota.

* Hit .281 (48-for-171) with 10 doubles, 12 home runs, 38 RBI and a .970 OPS against right-handed pitching for Minnesota, compared to a .119 (5-for-42) average with one double, two home runs, three RBI and a .481 OPS vs. left-handed pitching.

PROFESSIONAL: Selected by the Twins in the first round (39th overall) of the 2019 First-Year Player Draft; signed by scout Derrick Dunbar... originally selected by the Twins in the 32nd round of the 2016 First-Year Player Draft but opted to play college baseball...became the second player in Southern Mississippi history to be drafted by the Twins (Brian Dozier), and the highest Southern Mississippi player to be selected in the draft.

WALLNER'S PLAYING RECORD


YEAR	CLUB	AVG	G	AB	R	H	2B	3B	HR	RBI	SH	SF	HBP	BB	SO	SB	CS	OBP	OPS
2019	Elizabethton	.269	53	208	35	56	18	1	6	28	0	0	11	19	66	1	1	.361	.813
	Cedar Rapids	.205	12	44	7	9	3	1	2	6	0	0	4	5	14	0	0	.340	.794
2020		NO SEASON - DID NOT PLAY																	
2021	GCL Twins	.333	2	6	2	2	0	0	0	0	0	0	0	0	2	0	0	.333	.667
	Cedar Rapids	.264	66	258	39	68	14	2	15	47	0	1	7	28	98	0	1	.350	.858
2022	Wichita	.299	78	268	61	80	15	1	21	64	0	5	7	62	107	8	5	.436	1.033
	St. Paul	.247	50	190	29	47	17	3	6	31	0	0	4	35	63	1	0	.376	.839
	MINNESOTA	.228	18	57	4	13	3	0	2	10	0	0	2	6	25	1	0	.323	.709
2023	St. Paul	.291	67	254	50	74	20	3	11	47	0	2	10	39	87	0	0	.403	.927
	MINNESOTA	.249	76	213	42	53	11	1	14	41	0	0	13	28	80	2	1	.370	.877
Minor League Totals		.274	328	1228	223	336	87	11	61	223	0	8	43	188	437	10	7	.387	.898
Major League Totals		.244	94	270	46	66	14	1	16	51	0	0	15	34	105	3	1	.361	.842

WALLNER'S CAREER FIELDING RECORD

POSITION	PCT	G	PO	A	E	TC	DP	PB
Outfield	.977	92	126	2	3	131	0	—

WALLNER'S PROFESSIONAL INJURED LIST HISTORY

DATES	INJURY	LEVEL
May 26-July 20, 2021	Right Wrist Sprain	Low-A Cedar Rapids



RHP

H/W: 6-5/239

B/T: R/R

ACQUIRED: 7th RD, 2018 MLB Draft

AGE: 26

BORN: 10/11/1996 in Richmond, VA

RESIDES: Chesterfield, VA

M.L. SERVICE: 1 year, 64 days

CONTRACT STATUS: Signed thru 2023

PERSONAL: Josh Stewart Winder (pronounced WINE-der)...Instagram: @j.winder36...selected by Twins in seventh round of 2018 First-Year Player Draft out of Virginia Military Institute...went 16-16 with six complete games, a 4.53 ERA (274.1 IP, 138 ER), 51 walks and 273 strikeouts in 42 starts over three seasons at VMI, including 5-6 with a 5.40 ERA (85.0 IP, 51 ER), 19 walks and 91 strikeouts his junior season...ranked by *Baseball America* as the No. 2 prospect in the Southern Conference and the Preseason SoCon Pitcher of the Year, and was named Second-Team All-SoCon in 2017...graduated from James River High School in Richmond, VA; was First-Team All-Conference and Second-Team All-Region as a senior...spends his offseasons living in Virginia, hanging out with friends, prepping for baseball season and watching the NFL...participated in 2023 TwinsFest at Target Field in January.

CAREER HIGHLIGHTS: Made Twins Opening Day roster for first time in 2022...fourth player/coach in club history to wear uniform number 74, joining Ronald Torreyes (2019), Travis Blankenhorn (2020) and Joe Ryan (2021)...made major league debut April 12, 2022 vs. Los Angeles-NL...earned first major league win on May 1, 2022 at Tampa Bay...entered 2022 as the seventh-best prospect in the Twins organization, per

CAREER HIGHS

IP: 6.0, 4x, last 9/22/22 at KC

SO: 8, 5/6/22 vs. OAK

Walks: 3, 2x, last 9/11/23 vs. TB

CG: --

Low-Hit CG: --

Win-Streak: 2, 3x, last 6/13-8/24/23



MLB.com...selected to the American League side in the 2021 SiriusXM All-Star Futures Game...participated in Twins Instructional League in fall 2020...named 2019 Midwest League Midseason All-Star.

2023:

- Began season on Minnesota's 15-day Injured List with right shoulder strain...pitched in five games on rehab assignment, three with Low-A Fort Myers and two with Triple-A St. Paul; reinstated on April 27.
- Had four different stints with Twins, going from Minnesota to St. Paul regularly during season...used with Twins mostly as longman out of bullpen.
- Pitched season-high of 4.0 innings with Minnesota on July 26 vs. Seattle.
- Earned first career save on August 28 vs. Cleveland, pitching 3.0 perfect innings, with one strikeout to close a Twins 10-6 victory.
- Optioned to Triple-A St. Paul on September 24 (Brock Stewart - IL return) and joined a "Stay Hot" group (to be ready for Postseason) at St. Paul after their season concluded that same day.
- Combined to go 7-5, 4.89 ERA (70.0 IP, 38 ER) with 35 walks, 74 strikeouts and a .287 opponent batting average in 40 games between Minnesota and St. Paul...held left-handed batters to a .252 batting average, compared to .314 vs. right-handed batters.
- Opponents hit just .174 (8-for-46) with one home run and 12 strikeouts against his slider at the major league level.

PROFESSIONAL: Selected by the Twins in the seventh round of the 2018 First-Year Player Draft out of Virginia Military Institute; signed by scout Matt Williams.

WINDER'S PITCHING RECORD

YEAR	CLUB	W-L	ERA	G	GS	CG	SH	SV	IP	H	R	ER	HR	HB	BB	SO	WP	K/9	BAA
2018	Elizabethton	3-1	3.72	9	9	0	0	0	38.2	37	17	16	1	0	6	42	2	9.8	.248
2019	Cedar Rapids	7-2	2.65	21	21	2	0	0	125.2	93	43	37	10	5	30	118	5	8.5	.205
2020		NO SEASON - DID NOT PITCH																	
2021	Wichita	3-0	1.98	10	10	0	0	0	54.2	41	12	12	5	0	10	65	2	10.7	.208
	St. Paul	1-0	4.67	4	4	0	0	0	17.1	14	9	9	4	0	3	15	0	7.8	.219
2022	Fort Myers	0-1	18.00	1	1	0	0	0	2.0	3	4	4	1	0	2	3	0	13.5	.333
	St. Paul	0-0	3.38	5	5	0	0	0	16.0	11	7	6	3	1	6	11	0	6.2	.186
	MINNESOTA	4-6	4.70	15	11	0	0	0	67.0	69	37	35	11	5	18	47	2	6.3	.264
2023	Fort Myers	0-1	1.93	3	0	0	0	0	4.2	5	1	1	0	0	2	7	1	13.5	.263
	St. Paul	5-3	6.16	18	0	0	0	2	30.2	39	22	21	5	1	19	39	4	11.5	.312
	MINNESOTA	2-1	4.15	19	0	0	0	1	34.2	36	16	16	3	0	14	28	1	1	.267
	Minor League Totals	19-8	3.29	71	50	2	0	2	289.2	243	115	106	29	7	78	300	14	9.3	.226
	Major League Totals	6-7	4.51	34	11	0	0	1	101.2	104	53	51	14	5	32	75	3	6.6	.265

WINDER'S CAREER FIELDING RECORD

POSITION	PCT	G	PO	A	E	TC	DP	PB
Pitcher	1.000	34	2	5	0	3	1	—

WINDER'S PROFESSIONAL INJURED LIST HISTORY

DATES	INJURY	LEVEL
March 30-April 27, 2023	Right Shoulder Soreness	Minnesota
July 22-August 30, 2022	Right Shoulder Impingement Syndrome	Triple-A St. Paul
May 18-June 23, 2022	Right Shoulder Impingement	Minnesota
August 7-end of 2021 season	Right Shoulder Impingement Syndrome	Triple-A St. Paul
July 30-August 6, 2019	Right Hamstring Strain	Low-A Cedar Rapids

WINDER'S GAME LOGS

DATE	OPP.	W	L	SV	SVO	HLD	ERA	GS	CG	IP	H	R	ER	HR	BB	IBB	HB	SO	AVG	#PIT
4/30	KC	0	0	0	0	0	27.00	0	0	0.2	3	2	2	0	1	0	0	1	.600	23
APRIL TOTALS		0	0	0	0	0	27.00	0	0	0.2	3	2	2	0	1	0	0	1	.600	23
6/13	MIL	1	0	0	0	0	6.75	0	0	2.0	3	0	0	0	0	0	0	4	.429	38
6/16	DET	0	0	0	0	0	5.79	0	0	2.0	2	1	1	1	1	0	0	1	.381	32
6/26	@ATL	0	0	0	0	0	4.76	0	0	1.0	0	0	0	0	1	0	0	1	.333	19
JUNE TOTALS		1	0	0	0	0	1.80	0	0	5.0	5	1	1	1	2	0	0	6	.263	89
7/26	SEA	0	0	0	0	0	3.72	0	0	4.0	2	1	1	0	0	0	0	4	.270	36
7/29	@KC	0	0	0	0	0	3.97	0	0	1.2	3	1	1	0	1	0	0	0	.289	40
JULY TOTALS		0	0	0	0	0	3.18	0	0	5.2	5	2	2	0	1	0	0	4	.238	76

WINDER'S GAME LOGS (CONTINUED)

8/2	@STL	0	0	0	0	0	3.14	0	0	3.0	1	0	0	0	0	0	0	4	.255	36
8/8	@DET	0	0	0	0	0	4.41	0	0	2.0	4	3	3	1	1	0	0	3	.277	42
8/11	@PHI	0	0	0	0	0	5.40	0	0	2.0	4	3	3	0	2	0	0	1	.297	43
8/16	DET	0	0	0	0	0	5.59	0	0	1.0	1	1	1	0	1	0	0	0	.303	28
8/24	TEX	1	0	0	0	0	4.84	0	0	3.0	0	0	0	0	2	0	0	3	.271	46
8/28	CLE	0	0	1	1	0	4.26	0	0	3.0	0	0	0	0	0	0	0	1	.245	24
AUGUST TOTALS		1	0	1	1	0	4.50	0	0	14.0	10	7	7	1	6	0	0	12	.204	219
9/2	@TEX	0	0	0	0	1	4.10	0	0	1.0	0	0	0	0	0	0	0	0	.237	6
9/3	@TEX	0	1	0	0	0	4.44	0	0	0.0	1	1	1	1	0	0	0	0	.245	5
9/11	TB	0	0	0	0	0	4.18	0	0	1.2	1	0	0	0	3	0	0	0	.243	38
9/14	@CWS	0	0	0	0	0	4.03	0	0	1.0	1	0	0	0	0	0	0	1	.243	14
9/16	@CWS	0	0	0	0	0	4.35	0	0	2.0	3	2	2	0	0	0	0	2	.252	25
9/20	@CIN	0	0	0	0	0	4.36	0	0	2.0	3	1	1	0	0	0	0	2	.258	29
9/23	LAA	0	0	0	0	0	4.15	0	0	1.2	3	0	0	0	1	0	0	0	.267	35
SEPTEMBER TOTALS		0	1	0	0	1	3.86	0	0	9.1	12	4	4	1	4	0	0	5	.324	324



RHP

H/W: 6-3/232

B/T: R/R

ACQUIRED: Trade with TOR, 7/30/21

AGE: 23

M.L. SERVICE: 7 days

BORN: 9/27/2000 in Sugar Land, TX

CONTRACT STATUS: Signed thru 2023

RESIDES: Houston, TX

PERSONAL: Simeon Woods Richardson...X: @simeon_woods...Instagram: @simeon_woods10...fiancée, Sky; engaged in January 2022...the couple did some traveling in the 2021-22 offseason, going to Mexico and Disneyland, among other places...attended Kempner High School in Sugar Land, TX...on the Team USA roster at the 2021 World Baseball Softball Confederation (WBSC) Baseball Americas Qualifier – where he was roommates with Twins pitcher and fellow 2021 trade deadline acquisition Joe Ryan – prior to the 2020 Tokyo Olympics; was scheduled to start for Team USA against Puerto Rico, but game was cancelled due to weather...also won silver medal with Team USA at Tokyo Olympics; did not pitch in tournament...learned he was traded from Toronto to Minnesota when the Blue Jays' general manager called him at 3 a.m. Tokyo time...is friends with fellow trade deadline acquisition Austin Martin; the two were roommates in 2021 in Wichita...likes to cook, fish and draw in his spare time; claims he can cook almost anything...likes to draw his surroundings, from portraits to landscapes and anything else he sees around him...participated in 2023 TwinsFest at Target Field in January.

CAREER HIGHLIGHTS: Made one appearance in 2023 and one in 2022 for Minnesota...Twins are third organization (New York-NL - 2018-19 and Toronto - 2019-21) after being acquired by Minnesota via trade with the Blue Jays at the 2021 trade deadline, in a deal that sent José Berrios to Toronto...also part of a trade that brought Marcus Stroman from Toronto to the Mets in 2019...made major league debut in a start October 2, 2022 at Detroit...in 2022, ranked second among all Twins minor leaguers in WHIP (minimum of 70.0 IP), third in strikeouts, innings pitched and ERA (minimum of 70.0 IP) and was also tied for third in starts...finished 2022 as the sixth-best prospect in the Twins system, per MLB.com.

2023:

- Pitched in Twins spring training for first time in career and optioned to Triple-A on March 11.
- Made two starts for Saints from April 9-15 and was recalled by Minnesota on April 21 and made one relief appearance for Twins on April 22 vs. Washington, allowing five runs on seven hits in 4.2 innings pitched, with three walks and five strikeouts.
- Optioned back to St. Paul one day later on April 23.
- Pitched a season-high 7.0 innings on April 28 at Rochester.
- Earned first win of season on July 2 vs. Gwinnett, the start of a four-game winning streak that went to August 8.

CAREER HIGHS

IP: 5.0, 10/2/22 at DET

SO: 5, 4/22/23 vs. WAS

Walks: 3, 4/22/23 vs. WAS

CG: - -

Low-Hit CG: - -

Win-Streak: - -



- * Struck out a season-high seven batters in July 8 at Iowa (5.0 IP).
- * Named Twins minor league Pitcher of the Week on September 10, allowing one run in 6.0 innings pitched with four hits allowed, one walk and five strikeouts in a start at Louisville.
- * Went 7-1, 3.03 ERA (71.1 IP, 24 ER) with 35 walks, 60 strikeouts and a .205 opponent batting average in final 14 games (12 starts) from June 20-September 20.
- * Made 22 starts for Saints and three relief appearances, going 5-6, 5.21 ERA (103.2 IP, 60 ER) as a starter and 2-0, 4.30 ERA (14.2 IP, 7 ER) as a reliever.
- * Ranked second on Saints' staff in innings pitched (113.2) and starts (22), and third in strikeouts (96).

PROFESSIONAL: Acquired by Minnesota on July 30, 2021 along with IF/OF Austin Martin in exchange for RHP José Berríos...traded to the Toronto Blue Jays along with LHP Anthony Kay in exchange for RHP Marcus Stroman and cash considerations on July 28, 2019...selected by the New York Mets in the second round of the 2018 First-Year Player Draft out of Kempner High School (TX); signed by scout Ray Corbett.

WOODS RICHARDSON'S PITCHING RECORD

YEAR	CLUB	W-L	ERA	G	GS	CG	SH	SV	IP	H	R	ER	HR	HB	BB	SO	WP	K/9	BAA
2018	GCL Mets	1-0	0.00	5	2	0	0	1	11.1	9	2	0	0	0	4	15	0	11.9	.209
	Kingsport	0-0	4.50	2	2	0	0	0	6.0	6	3	3	1	0	0	11	0	16.5	.250
2019	Columbia	3-8	4.25	20	20	0	0	0	78.1	78	44	37	5	1	17	97	5	11.1	.256
	Dunedin	3-2	2.54	6	6	0	0	0	28.1	18	8	8	1	0	7	29	0	9.2	.182
2020	SPENT SEASON AT TOR ALTERNATE TRAINING SITE IN ROCHESTER, NY																		
2021	New Hampshire	2-4	5.76	11	11	0	0	0	45.1	42	33	29	5	1	26	67	7	13.3	.246
	Wichita	1-1	6.75	4	3	0	0	0	8.0	6	6	6	0	0	8	10	0	11.3	.207
2022	Wichita	3-3	3.06	16	15	0	0	0	70.2	56	25	24	4	3	26	77	5	9.8	.217
	St. Paul	2-0	2.21	7	7	0	0	0	36.2	21	10	9	2	0	10	38	1	9.3	.165
	MINNESOTA	0-1	3.60	1	1	0	0	0	5.0	3	3	2	1	0	2	3	1	5.4	.167
2023	St. Paul	7-6	4.91	24	22	0	0	0	113.2	109	68	62	13	1	61	96	3	7.6	.253
	MINNESOTA	0-0	9.64	1	0	0	0	0	4.2	7	5	5	1	0	3	5	0	9.6	.350
Minor League Totals		22-24	4.02	95	88	0	0	1	398.1	345	199	178	31	6	159	440	21	9.9	.232
Major League Totals		0-1	6.52	2	1	0	0	0	9.2	10	8	7	2	0	5	8	1	7.5	.263

WOODS RICHARDSON'S CAREER FIELDING RECORD

POSITION	PCT	G	PO	A	E	TC	DP	PB
Pitcher	1.000	2	0	1	0	1	0	—

WOODS RICHARDSON'S PROFESSIONAL INJURED LIST HISTORY

DATES	INJURY	LEVEL
June 23-July 26, 2022	COVID IL	Double-A Wichita

WOODS RICHARDSON'S GAME LOGS

DATE	OPP.	W	L	SV	SVO	HLD	ERA	GS	CG	IP	H	R	ER	HR	BB	IBB	HB	SO	AVG	#PIT
4/22	WAS	0	0	0	0	0	9.64	0	0	4.2	7	5	5	1	3	0	0	5	.350	97
APRIL TOTALS		0	0	0	0	0	9.64	0	0	4.2	7	5	5	1	3	0	0	5	.350	97

PLAYERS THAT DID NOT FINISH IN THE ORGANIZATION

DERECK RODRÍGUEZ - RHP

H/W: 6-0/208 B/T: R/R AGE: 31 (6/15/92 in Arlington, TX) ACQUIRED: MiL Free Agent, 2/11/22 SERVICE: 1.137

⚡ Began season with Triple-A St. Paul...contract selected by Minnesota on May 5...acquired off waivers by ATL on May 15.

⚡ Outrighted to minors by ATL on July 26...finished season with Triple-A Gwinnett.

RODRÍGUEZ'S PITCHING RECORD

YEAR	CLUB	W-L	ERA	G	GS	CG	SHO	SV	IP	H	R	ER	HR	HB	BB	SO	WP	K/9	BAA
2023	St. Paul	2-0	4.66	7	2	0	0	0	19.1	15	12	10	3	2	10	20	1	9.3	.205
	MINNESOTA	0-0	13.50	1	0	0	0	0	0.2	1	1	1	0	0	1	0	0	0.0	.500
	Gwinnett	1-4	6.17	24	4	0	0	1	46.2	53	33	32	6	0	23	44	1	8.5	.290
	ATLANTA	0-0	15.43	3	0	0	0	0	4.2	8	8	8	2	0	4	1	1	1.9	.364
Minor League Totals		45-40	4.30	173	118	1	0	6	708.0	705	387	338	89	35	222	650	48	8.3	.258
Major League Totals		12-16	4.49	57	35	0	0	0	234.1	232	137	117	37	9	84	167	3	6.4	.255

DYLAN FLORO - RHP

H/W: 6-2/203 B/T: L/R AGE: 32 (12/27/1990 in Merced, CA) ACQUIRED: Trade w/ MIA 7/26/23 SERVICE: 6.053

⚡ Named to Miami Marlins Opening Day roster...posted 1.62 ERA (16.2 IP, 3 ER) with three walks and 15 strikeouts in first 16 app. of season.

⚡ Traded to MIN on July 26 in exchange for RHP Jorge López...designated for release or assignment on September 26 and released on Sept. 29.

FLORO'S PITCHING RECORD

YEAR	CLUB	W-L	ERA	G	GS	CG	SHO	SV	IP	H	R	ER	HR	HB	BB	SO	WP	K/9	BAA
2023	MIAMI	3-5	4.54	43	0	0	0	7	39.2	48	24	20	2	1	11	41	1	9.3	.302
	MINNESOTA	2-1	5.29	19	0	0	0	0	17.0	22	10	10	1	2	6	17	0	9.0	.324
Major League Totals		26-22	3.42	330	0	0	0	32	334.0	335	146	127	19	7	105	307	8	8.3	.258

JORGE LÓPEZ - RHP

H/W: 6-4/206 B/T: R/R AGE: 30 (2/10/93 in Caguas, PR) ACQUIRED: Trade w/ BAL 8/2/22 SERVICE: 5.102

⚡ Named to Twins' Opening Day roster after being acquired from BAL on August 2, 2022.


⚡ Traded to MIA on July 26 in exchange for RHP Dylan Floro...acquired by BAL off waivers from MIA on September 2...DFA'd by BAL on Sept. 30.

LÓPEZ'S PITCHING RECORD

YEAR	CLUB	W-L	ERA	G	GS	CG	SHO	SV	IP	H	R	ER	HR	HB	BB	SO	WP	K/9	BAA
2023	MINNESOTA	4-2	5.09	37	0	0	0	3	35.1	34	22	20	7	8	11	27	2	6.9	.256
	MIAMI	2-0	9.26	12	0	0	0	0	11.2	20	13	12	1	0	9	8	3	6.2	.400
	BALTIMORE	0-0	5.25	12	0	0	0	0	12.0	13	7	7	4	0	2	14	0	10.5	.271
Major League Totals		22-40	5.51	230	58	0	0	27	480.0	523	314	294	77	40	191	418	33	7.8	.279



2023 TEAM & INDIVIDUAL STATS



2023 FINAL STANDINGS

AMERICAN LEAGUE

EAST DIVISION	WON	LOST	PCT.	GB	HOME	ROAD
x-Baltimore Orioles	101	61	.623	--	49-32	52-29
y-Tampa Bay	99	63	.611	2.0	53-28	46-35
y-Toronto	89	73	.549	12.0	43-38	46-35
NY Yankees	82	80	.506	19.0	42-39	40-41
Boston	78	84	.481	23.0	39-42	39-42

CENTRAL DIVISION	WON	LOST	PCT.	GB	HOME	ROAD
x-Minnesota	87	75	.537	--	47-34	40-41
Detroit	78	84	.481	9.0	37-44	41-40
Cleveland	76	86	.469	11.0	42-39	34-47
Chicago White Sox	61	101	.377	26.0	31-50	31-51
Kansas City	56	106	.346	31.0	33-48	23-58

WEST DIVISION	WON	LOST	PCT.	GB	HOME	ROAD
x-Houston	90	72	.556	--	39-42	51-30
y-Texas	90	72	.556	--	50-31	40-41
Seattle	88	74	.543	2.0	45-36	43-38
Los Angeles	73	89	.451	17.0	38-43	35-46
Oakland	50	112	.309	40.0	26-55	24-57

NATIONAL LEAGUE

EAST DIVISION	WON	LOST	PCT.	GB	HOME	ROAD
x-Atlanta	104	58	.642	--	52-29	52-29
y-Philadelphia	90	72	.556	14.0	49-32	41-40
y-Miami	84	77	.522	19.5	46-35	38-42
NY Mets	74	87	.460	29.5	42-38	32-49
Washington	71	91	.438	33.0	34-47	37-44

CENTRAL DIVISION	WON	LOST	PCT.	GB	HOME	ROAD
x-Milwaukee	92	70	.568	--	49-32	43-38
Chicago Cubs	83	79	.512	9.0	45-36	38-43
Cincinnati	82	80	.506	10.0	38-43	44-37
Pittsburgh	76	86	.469	16.0	39-42	37-44
St. Louis	71	91	.438	21.0	35-46	36-45

WEST DIVISION	WON	LOST	PCT.	GB	HOME	ROAD
x-Los Angeles Dodgers	100	62	.617	-	53-28	47-34
y-Arizona	84	78	.519	16.0	43-38	41-40
San Diego	82	80	.506	18.0	44-37	38-43
San Francisco	79	83	.488	21.0	45-36	34-47
Colorado	59	103	.364	41.0	37-44	22-59

x-Division Champion

y-Wild Card

TWINS FINAL CLUB STATISTICS – 2023

	HOME		ROAD		TOTALS	
	W	L	W	L	W	L
VS. BALTIMORE	0	3	2	1	2	4
VS. BOSTON	2	2	1	2	3	4
VS. NEW YORK	2	1	2	2	4	3
VS. TAMPA BAY	1	2	0	3	1	5
VS. TORONTO	1	2	2	1	3	3
TOTALS VS. EAST	6	10	7	9	13	19
VS. CHICAGO	5	1	4	3	9	4
VS. CLEVELAND	3	4	3	3	6	7
VS. DETROIT	2	4	3	4	5	8
VS. KANSAS CITY	6	1	3	3	9	4
TOTALS VS. CENTRAL	16	19	13	13	29	23
VS. HOUSTON	2	1	2	1	4	2
VS. LOS ANGELES	2	1	1	2	3	3
VS. OAKLAND	3	0	2	1	5	1
VS. SEATTLE	1	2	2	2	3	4
VS. TEXAS	3	1	2	1	5	2
TOTALS VS. WEST	10	6	10	6	20	12
TOTALS VS. AL	32	26	30	28	62	54
VS. ARIZONA	3	0	-	-	3	0
VS. ATLANTA	-	-	0	3	0	3
VS. CHICAGO	2	1	-	-	2	1
VS. CINCINNATI	2	1	-	-	2	1
VS. COLORADO	-	-	2	1	2	1
VS. LOS ANGELES	-	-	1	2	1	2
VS. MIAMI	-	-	1	2	1	2
VS. MILWAUKEE	2	0	0	2	2	2
VS. NEW YORK	2	1	-	-	2	1
VS. PHILADELPHIA	-	-	2	1	2	1
VS. PITTSBURGH	2	1	-	-	2	1
VS. ST. LOUIS	-	-	2	1	2	1
VS. SAN DIEGO	2	1	-	-	2	1
VS. SAN FRANCISCO	1	2	-	-	1	2
VS. WASHINGTON	1	2	-	-	1	2
TOTALS VS. NL	15	8	10	13	25	21
OVERALL TOTALS	47	34	40	41	87	75

DOUBLEHEADERS (HOME)	WON 0	LOST 0	SPLIT 0
DOUBLEHEADERS (ROAD)	WON 0	LOST 0	SPLIT 0

	MIN	OPP		WON	LOST
DOUBLE PLAYS	116	134	STARTERS	49	45
TRIPLE PLAYS	0	0	RELIEVERS	38	30
LEFT ON BASE	1138	1046			
GRAND SLAM HR	8	5			
HOME RUNS - HOME	118	94			
HOME RUNS - ROAD	115	100			

	HOME		ROAD		TOTALS	
	W	L	W	L	W	L
SHUTOUTS	5	3	7	8	12	11
SHO - INDIVIDUAL	2	0	0	2	2	2
EXTRA INNINGS	7	2	5	6	12	8
ONE-RUN DECISIONS	12	10	7	17	19	27
TWO-RUN DECISIONS	12	7	7	5	21	12
VS. LH STARTERS	9	6	12	11	21	17
VS. RH STARTERS	38	28	27	30	65	58
GRASS FIELDS	47	34	35	34	82	68
ARTIFICIAL FIELDS	0	0	5	7	5	7
DAY GAMES	21	17	13	18	34	35
NIGHT GAMES	26	17	27	23	53	40

ATTENDANCE

HOME	1,974,124 (81 DATES)	24,372 AVG
ROAD	2,207,176 (81 DATES)	27,173 AVG

TWINS PITCHING & HITTING STATISTICS - 2023

PLAYER	AVG	G	AB	R	H	2B	3B	HR	RBI	SH	SF	HBP	BB	SO	SB	CS	GDP	OBP
Buxton, B	.207	85	304	49	63	17	1	17	42	0	4	4	35	109	9	0	3	.294
Castro, W	.257	124	358	60	92	18	5	9	34	2	3	12	34	99	33	5	5	.339
Correa, C	.230	135	514	60	118	29	2	18	65	0	3	4	59	131	0	0	30	.312
De León, J	.000	13	0	0	0	0	0	0	0	0	0	0	0	0	0	0	0	.000
Farmer, K	.253	120	336	49	85	14	2	11	46	0	2	8	23	86	2	4	7	.314
Gallo, J	.177	111	282	39	50	9	1	21	40	0	0	2	48	142	1	1	3	.301
Garlick, K	.179	14	28	2	5	1	0	2	4	0	0	0	2	11	0	0	0	.233
Gordon, N	.176	34	91	13	16	5	1	2	7	1	0	0	1	11	0	0	1	.185
Jeffers, R	.276	96	286	46	79	15	2	14	43	4	2	10	33	93	3	2	6	.369
Julien, E	.263	109	338	60	89	16	1	16	37	1	3	2	64	128	3	0	8	.381
Kepler, M	.260	130	438	72	114	22	2	24	66	0	4	4	45	106	1	1	9	.332
Kirilloff, A	.270	88	281	35	76	14	1	11	41	0	3	7	28	80	1	0	2	.348
Larnach, T	.213	58	183	26	39	7	3	8	40	0	2	0	27	72	1	1	2	.311
Lewis, R	.309	58	217	36	67	7	0	15	52	0	0	2	20	55	6	1	5	.372
Luplow, J	.206	32	63	10	13	3	0	2	4	0	0	1	9	19	2	1	1	.315
Miranda, J	.211	40	142	12	30	4	0	3	13	0	0	1	9	24	0	0	8	.263
Moran, J	.000	43	0	0	0	0	0	0	0	0	0	0	0	0	0	0	0	.000
Paddack, C	.000	3	0	0	0	0	0	0	0	0	0	0	0	0	0	0	0	.000
Pagán, E	.000	66	0	0	0	0	0	0	0	0	0	0	0	0	0	0	0	.000
Polanco, J	.255	80	302	38	77	18	0	14	48	0	3	2	36	88	4	0	2	.335
Sands, C	.000	15	0	0	0	0	0	0	0	0	0	0	0	0	0	0	0	.000
Solano, D	.282	134	394	43	111	26	1	5	38	0	1	15	40	100	0	0	8	.369
Stevenson, A	.189	25	37	4	7	1	0	0	1	0	0	1	2	8	4	1	0	.250
Taylor, M	.220	129	355	48	78	14	1	21	51	3	1	3	26	130	13	1	7	.278
Vázquez, C	.223	102	327	34	73	13	0	6	32	1	1	1	25	82	1	0	11	.280
Wallner, M	.249	76	213	42	53	11	1	14	41	0	0	13	28	80	2	1	1	.370
MINNESOTA	.243	162	5489	778	1335	264	24	233	745	12	32	92	594	1654	86	19	119	.326

PITCHER	W	L	ERA	G	GS	CG	SHO	SV	IP	H	R	ER	HR	HB	BB	SO	WP	BK	AVG
Alcala, J	0	1	6.23	11	0	0	0	0	17.1	14	13	12	5	1	10	16	0	0	.222
Balazovic, J	1	0	4.44	18	0	0	0	0	24.1	26	13	12	5	0	12	17	3	0	.274
Castro, W	0	0	11.57	3	0	0	0	0	2.1	3	3	3	0	0	2	0	0	0	.375
De León, J	0	1	4.67	12	1	0	0	0	17.1	16	10	9	2	1	5	17	0	0	.250
Duran, J	3	6	2.45	59	0	0	0	27	62.1	46	25	17	6	4	25	84	8	0	.207
Floro, D	2	1	5.29	19	0	0	0	0	17.0	22	10	10	1	2	6	17	0	0	.324
Funderburk, K	2	0	0.75	11	0	0	0	0	12.0	6	1	1	1	1	5	19	0	0	.146
Gray, S	8	8	2.79	32	32	0	0	0	184.0	156	59	57	8	6	55	183	6	1	.226
Headrick, B	3	0	6.31	14	0	0	0	1	25.2	27	18	18	7	4	10	30	1	0	.267
Jax, G	6	10	3.86	71	0	0	0	4	65.1	58	30	28	5	4	19	68	1	0	.232
Keuchel, D	2	1	5.97	10	6	0	0	0	37.2	45	25	25	3	2	18	25	2	0	.298
López, J	4	2	5.09	37	0	0	0	3	35.1	34	22	20	7	8	11	27	2	0	.256
López, P	11	8	3.66	32	32	1	1	0	194.0	176	81	79	24	9	48	234	7	0	.238
Luplow, J	0	1	13.50	2	0	0	0	0	1.1	1	3	2	1	1	0	0	1	0	.200
Maeda, K	6	8	4.23	21	20	0	0	0	104.1	94	50	49	17	3	28	117	2	0	.239
Mahle, T	1	2	3.16	5	5	0	0	0	25.2	22	11	9	5	0	5	28	0	0	.227
Moran, J	2	2	5.31	43	0	0	0	0	42.1	35	27	25	3	0	27	48	2	0	.226
Ober, B	8	6	3.43	26	26	0	0	0	144.1	125	58	55	22	7	29	146	1	0	.232
Ortega, O	0	1	4.30	10	0	0	0	0	14.2	11	7	7	2	1	7	14	1	0	.204
Paddack, C	1	0	5.40	2	0	0	0	0	5.0	6	3	3	1	0	1	8	1	0	.286
Pagán, E	5	2	2.99	66	1	0	0	1	69.1	45	26	23	5	1	21	65	2	0	.181
Rodríguez, D	0	0	13.50	1	0	0	0	0	0.2	1	1	1	0	0	1	0	0	0	.500
Ryan, J	11	10	4.51	29	29	1	1	0	161.2	155	83	81	32	6	34	197	3	0	.248
Sands, C	0	0	3.74	15	0	0	0	0	21.2	20	10	9	4	0	13	21	3	0	.235
Stewart, B	2	0	0.65	28	0	0	0	1	27.2	19	2	2	1	1	11	39	1	0	.196
Thielbar, C	3	1	3.23	36	0	0	0	0	30.2	23	12	11	7	0	6	36	1	0	.204
Varland, L	4	3	4.63	17	10	0	0	0	68.0	66	35	35	16	1	17	71	2	0	.252
Winder, J	2	1	4.15	19	0	0	0	1	34.2	35	16	16	3	0	14	28	1	0	.267
Woods Richardson, S	0	0	9.64	1	0	0	0	0	4.2	7	5	5	1	0	3	5	0	0	.350
MINNESOTA	87	75	3.87	162	162	2	12	38	1451.1	1294	659	624	194	63	443	1560	51	1	.236

TWINS 2023 DAY-BY-DAY

Date	Opp.	Score	W/L	Rcd.	Pos.	GA/GB	Daily Attendance	Hm Att.	Total Date	Winner/Loser/Save	
MARCH/APRIL (17-12)		Batting: .237 (228-for-964)				Pitching: 17-12-9, 3.48 (258.2 IP, 100 ER)					
30	---- at KC	2-0	W	1-0	T-1st	+0.0	38,351			P. López/Greinke/Duran	
31	---- OFF DAY										
1	---- at KC	2-0	W	2-0	1st	+0.5	16,633			Gray/Lyles/J. López	
2	---- at KC	7-4	W	3-0	1st	+0.5	14,589			Ryan/Keller	
3	---- at MIA	11-1	W	4-0	1st	+0.5	8,898			Mahle/Cueto	
4	---- at MIA	0-1	L	4-1	1st	+0.5	10,668			Alcantara/Maeda	
5	---- at MIA	2-5	L	4-2	2nd	-0.5	8,981			Floro/Jax	
6	---- HOU#	# - postponed due to inclement weather - cold temperatures and lingering snow									
7	---- HOU	^3-2	W	5-2	1st	+0.5	38,465*	38,465	1	J. López/Stanek	
8	---- HOU	9-6	W	6-2	1st	+0.5	26,330	64,795	2	Ryan/Martinez/Duran	
9	---- HOU	1-5	L	6-3	1st	+0.5	14,316	79,111	3	Brown/Mahle	
10	---- CWS	3-4	L	6-4	2nd	-0.5	12,078	91,189	4	Cease/Maeda/J. López	
11	---- CWS	^4-3	W	7-4	1st	+0.5	16,153	107,342	5	Jax/Scholten	
12	---- CWS	3-1	W	8-4	1st	+1.5	17,658	125,000	6	Gray/Giolito/Duran	
13	---- at NYY	11-2	W	9-4	1st	+2.0	39,024			Ryan/Brito	
14	---- at NYY	4-3	W	10-4	1st	+2.0	41,039			Pagán/Holmes/Duran	
15	---- at NYY	1-6	L	10-5	1st	+1.0	38,363			Germán/Mahle	
16	---- at NYY	0-2	L	10-6	1st	+1.0	39,342			Cole/P. López	
17	---- OFF DAY				10-6	1st	+1.0				
18	---- at BOS	^4-5	L	10-7	1st	+1.5	28,132			Schreiber/Moran	
19	---- at BOS	10-4	W	11-7	1st	+1.5	30,027			Ryan/Kluber/Headrick	
20	---- at BOS	5-11	L	11-8	1st	+1.0	34,427			Houck/Maeda	
21	---- WSH	2-3	L	11-9	1st	+0.5	12,469	137,469	7	Ramírez/Jax	
22	---- WSH	4-10	L	11-10	1st	+1.0	23,045	160,514	8	Thompson/P. López	
23	---- WSH	1-3	W	12-10	1st	+1.0	14,763	175,277	9	Ober/Corbin/Duran	
24	---- NYY	6-1	W	13-10	1st	+2.0	16,242	191,519	10	Gray/Brito	
25	---- NYY	6-2	W	14-10	1st	+3.0	19,201	210,720	11	Ryan/Cortes	
26	---- NYY	6-12	L	14-11	1st	+2.0	20,511	231,231	12	Germán/Maeda	
27	---- KC	7-1	W	15-11	1st	+2.5	12,862	244,093	13	P. López/Greinke	
28	---- KC	8-6	W	16-11	1st	+2.5	11,754	255,847	14	P. López/Lyles/J. López	
29	---- KC	2-3	L	16-12	1st	+2.5	22,883	278,730	15	Chapman/Duran/Barlow	
30	---- KC	8-4	W	17-12	1st	+3.5	17,150	295,880	16	Gray/Singer/Duran	
MAY (12-15)		Batting: .230 (215-for-933)				Pitching: 12-15-3, 3.45 (245.1 IP, 94 ER)					
1	---- OFF DAY				17-12	1st	+3.0				
2	---- at CWS	^2-3	L	17-13	1st	+3.0	13,094			Lambert/Thielbar	
3	---- at CWS	4-6	L	17-14	1st	+3.0	11,468			Santos/Jax/Middleton	
4	---- at CWS	^7-3	W	18-14	1st	+3.5	14,650			Pagán/Colomé	
5	---- at CLE	2-0	W	19-14	1st	+4.0	17,849			Ober/Battenfield/Duran	
6	---- at CLE	3-4	L	19-15	1st	+3.0	20,795			Stephan/Alcala/Clase	
7	---- at CLE	0-2	L	19-16	1st	+2.5	17,477			Quantrell/Ryan/Clase	
8	---- OFF DAY				19-16	1st	+2.5				
9	---- SDP	1-6	L	19-17	1st	+2.0	16,882	312,762	17	Wacha/Jax	
10	---- SDP	^4-3	W	20-17	1st	+2.5	18,467	331,229	18	Jax/Tapia	
11	---- SDP	5-3	W	21-17	1st	+3.0	23,365	354,594	19	Pagán/Honeywell/J. López	
12	---- CHC	2-6	L	21-18	1st	+3.0	30,037	384,631	20	Smyly/Jax	
13	---- CHC	11-1	W	22-18	1st	+3.0	32,270	416,901	21	Ryan/Mesneski	
14	---- CHC	16-3	W	23-18	1st	+3.5	33,419	450,320	22	Varland/Stroman	
15	---- at LAD	^8-9	L	23-19	1st	+3.0	49,749			Bickford/J. López	
16	---- at LAD	5-1	W	24-19	1st	+3.5	52,159			Ober/Kershaw	
17	---- at LAD	3-7	L	24-20	1st	+3.5	36,434			Graterol/Pagán	
18	---- OFF DAY				24-20	1st	+3.5				
19	---- at LAA	4-5	L	24-21	1st	+2.5	31,079			Weiss/Jax/Estévez	
20	---- at LAA	6-2	W	25-21	1st	+3.5	35,688			Varland/Sandoval	
21	---- at LAA	2-4	L	25-22	1st	+3.5	42,138			Devenski/P. López/Estévez	
22	---- SF	1-4	L	25-23	1st	+2.5	16,627	466,947	23	Manaea/Ober/Alexander	
23	---- SF	3-4	L	25-24	1st	+2.5	20,790	487,737	24	Cobb/J. López/Doval	
24	---- SF	7-1	W	26-24	1st	+2.5	23,464	511,201	25	Ryan/DeSclafani	
25	---- OFF DAY				26-24	1st	+2.0				
26	---- TOR	1-3	L	26-25	1st	+2.0	25,061	536,262	26	Gausman/Varland/Romano	
27	---- TOR	9-7	W	27-25	1st	+2.0	29,111	565,373	27	P. López/Bassitt/Stewart	
28	---- TOR	0-3	L	27-26	1st	+1.0	31,025	596,398	28	Berrios/Ober/Romano	
29	---- at HOU	^7-5	W	28-26	1st	+2.0	40,744			Duran/Abreu	
30	---- at HOU	1-5	L	28-27	1st	+2.0	34,604			Bielak/Ryan	
31	---- at HOU	8-2	W	29-27	1st	+2.0	37,127			Varland/Brown	

TWINS 2023 DAY-BY-DAY

JUNE (12-15)											
	Batting: .229 (205-for-897)			Pitching: 12-15-5, 4.08 (238.0 IP, 108 ER)							
1	-----	CLE	7-6	W	30-27	1st	+2.5	16,788	613,186	29	Jax/Morgan
2	-----	CLE	1-0	W	31-27	1st	+3.5	26,818	640,004	30	Stewart/Sandlin/Duran
3	-----	CLE	2-4	L	31-28	1st	+3.5	27,153	667,157	31	Allen/Gray/Clase
4	-----	CLE	1-2	L	31-29	1st	+3.5	23,629	690,786	32	Karinchak/Ryan/Clase
5	-----	OFF DAY			31-29	1st	+3.5				
6	-----	at TB	0-7	L	31-30	1st	+3.5	14,689			Eflin/Varland
7	-----	at TB	1-2	L	31-31	1st	+2.5	10,846			Adam/Duran
8	-----	at TB	2-4	L	31-32	1st	+1.5	12,584			Chirinos/Ober/Adam
9	-----	at TOR	^3-2	W	32-32	1st	+1.5	35,222			Duran/Cimber
10	-----	at TOR	9-4	W	33-32	1st	+2.5	41,990			J. López/Cimber
11	-----	at TOR	6-7	L	33-33	1st	+1.5	41,673			Pearson/Pagán/Romano
12	-----	OFF DAY			33-33	1st	+1.5				
13	-----	MIL	7-5	W	34-33	1st	+2.5	34,514	725,300	33	Winder/Williams
14	-----	MIL	4-2	W	35-33	1st	+3.5	32,222	757,522	34	Ober/Rea/Jax
15	-----	DET	4-8	L	35-34	1st	+2.5	27,570	785,092	35	Boyd/Moran
16	-----	DET	1-7	L	35-35	1st	+2.5	27,170	812,262	36	Engler/Ryan
17	-----	DET	2-0	W	36-35	1st	+3.5	26,950	839,212	37	Headrick/Wentz/Duran
18	-----	DET	4-6	L	36-36	1st	+2.5	31,221	870,433	38	White/Varland/Foley
19	-----	BOS	3-9	L	36-37	1st	+2.0	22,081	892,514	39	Paxton/P. López
20	-----	BOS	4-10	L	36-38	1st	+1.0	22,650	915,164	40	Crawford/Ober/Kluber
21	-----	BOS	^5-4	W	37-38	1st	+1.0	23,912	939,076	41	Moran/Ort
22	-----	BOS	6-0	W	38-38	1st	+1.0	28,553	967,629	42	Ryan/Garza
23	-----	at DET	4-1	W	39-38	1st	+2.0	19,782			Maeda/Wentz/Duran
24	-----	at DET	2-3	L	39-39	1st	+1.0	24,403			Olson/P. López/Lange
25	-----	at DET	^3-6	W	40-39	1st	+2.0	21,585			Jax/White/Duran
26	-----	at ATL	1-4	L	40-40	1st	+1.5	40,884			Strider/Gray/Yates
27	-----	at ATL	2-6	L	40-41	1st	+0.5	42,635			Elder/Ryan
28	-----	at ATL	0-3	L	40-42	2nd	-0.5	38,260			Yates/Maeda/Iglesias
29	-----	OFF DAY			40-42	T-1st	+0.0				
30	-----	at BAL	8-1	W	41-42	1st	+1.0	34,792			P. López/Kremer
JULY (13-11)											
	Batting: .256 (210-for-820)			Pitching: 13-11-6, 4.62 (216.1 IP, 111 ER)							
1	-----	at BAL	1-0	W	42-42	1st	+1.0	40,012			Ober/Bradish/Duran
2	-----	at BAL	1-2	L	42-43	1st	+0.0	16,299			Pérez/Duran/Bautista
3	-----	KC	8-4	W	43-43	1st	+1.0	28,218	995,847	43	Headrick/Clarke
4	-----	KC	9-3	W	44-43	1st	+1.0	25,033	1,020,880	44	Maeda/Greinke
5	-----	KC	5-0	W	45-43	1st	+2.0	19,692	1,040,572	45	P. López/Marsh
6	-----	OFF DAY				1st	+1.5				
7	-----	BAL	^1-3	L	45-44	1st	+0.5	32,724	1,073,296	46	Bautista/Duran
8	-----	BAL	2-6	L	45-45	2nd	-0.5	27,617	1,100,913	47	Wells/Gray
9	-----	BAL	2-15	L	45-46	2nd	-0.5	27,100	1,128,013	48	Gibson/Ryan
10	-----	ALL STAR BREAK									
11	-----	ALL STAR GAME	National League - 3, American League - 2								Doval/Bautista/Kimbrel
12	-----	ALL STAR BREAK									
13	-----	ALL STAR BREAK									
14	-----	at OAK	5-4	W	46-46	1st	+0.5	7,923			Jax/Fujinami/Duran
15	-----	at OAK	10-7	W	47-46	1st	+1.5	10,534			Moran/Tarnok/Duran
16	-----	at OAK	5-4	W	48-46	1st	+2.5	9,335			J. López/Erceg/Duran
17	-----	at SEA	6-7	L	48-47	1st	+1.5	25,770			Gilbert/Gray/Sewald
18	-----	at SEA	10-3	W	49-47	1st	+1.5	28,141			Ober/Woo
19	-----	at SEA	6-3	W	50-47	1st	+2.5	25,825			Pagán/Muñoz/Duran
20	-----	at SEA	0-5	L	50-48	1st	+2.0	29,443			Kirby/P. López
21	-----	CWS	9-4	W	51-48	1st	+2.0	31,339	1,159,352	49	Ryan/Lynn
22	-----	CWS	3-2	W	52-48	1st	+2.0	30,894	1,190,246	50	Balazovic/Middleton/Duran
23	-----	CWS	^5-4	W	53-48	1st	+3.0	29,001	1,219,247	51	Pagán/Scholten
24	-----	SEA	^4-3	W	54-48	1st	+4.0	22,969	1,242,216	52	J. López/Sewald
25	-----	SEA	7-9	L	54-49	1st	+3.0	26,824	1,269,040	53	Brash/Ortega/Sewald
26	-----	SEA	7-8	L	54-50	1st	+2.0	25,728	1,294,768	54	Miller/Ryan/Muñoz
27	-----	OFF DAY			54-50	1st	+1.5				
28	-----	at KC	^5-8	L	54-51	1st	+1.5	23,022			Clarke/Duran
29	-----	at KC	7-10	L	54-52	1st	+1.5	20,643			Lyles/Ober/Barlow
30	-----	at KC	1-2	L	54-53	1st	+0.5	13,752			Yarbrough/Maeda/Hernández
31	-----	OFF DAY			54-53	1st	+1.0				
AUGUST (15-12)											
	Batting: .248 (225-for-909)			Pitching: 15-12-8, 4.19 (242.2 IP, 121 ER)							
1	-----	at STL	3-2	W	55-53	1st	+2.0	37,162			P. López/Mikolas/Duran
2	-----	at STL	3-7	L	55-54	1st	+2.0	34,332			Hudson/Ryan
3	-----	at STL	5-3	W	56-54	1st	+2.5	36,949			Gray/Liberatore/Duran
4	-----	ARI	3-2	W	57-54	1st	+2.5	29,408	1,324,176	55	Theilbar/McGough/Duran
5	-----	ARI	12-1	W	58-54	1st	+3.5	34,044	1,358,220	56	Maeda/Nelson
6	-----	ARI	5-3	W	59-54	1st	+4.5	24,778	1,382,998	57	Theilbar/Sewald
7	-----	at DET	9-3	W	60-54	1st	+5.5	13,779			P. López/Wentz
8	-----	at DET	0-6	L	60-55	1st	+4.5	16,588			Rodriguez/Gray
9	-----	at DET	5-9	L	60-56	1st	+4.5	16,570			Holton/Ober/Cisnero

TWINS 2023 DAY-BY-DAY

AUGUST (15-12)		Batting: .248 (225-for-909)		Pitching: 15-12-8, 4.19 (242.2 IP, 121 ER)						
10	----	at DET	0-3	L 60-57	1st	+3.5	18,709		Olson/Maeda/Brieske	
11	----	at PHI	2-13	L 60-58	1st	+3.5	33,071		Sánchez/Keuchel	
12	----	at PHI	8-1	W 61-58	1st	+4.5	40,117		P. López/Walker	
13	----	at PHI	3-0	W 62-58	1st	+4.5	40,111		Gray/Suárez/Duran	
14	----	OFF DAY			1st	+4.5				
15	----	DET	5-3	W 63-58	1st	+4.5	30,150	1,413,148	58	Floro/Cisnero/Duran
16	----	DET	7-8	L 63-59	1st	+4.5	26,716	1,439,864	59	Holton/Jax
17	----	OFF DAY			1st	+4.5				
18	----	PIT	5-1	W 64-59	1st	+5.0	30,687	1,470,551	60	López/Jackson
19	----	PIT	1-3	L 64-60	1st	+5.0	23,822	1,494,373	61	Keller/Gray/Bednar
20	----	PIT	2-0	W 65-60	1st	+6.0	25,987	1,520,360	62	Keuchel/Bido/Duran
21	----	OFF DAY			1st	+6.0				
22	----	at MIL	3-7	L 65-61	1st	+5.0	38,688			Wilson/Floro
23	----	at MIL	^6-7	L 65-62	1st	+4.5	38,164			Peguerro/Duran
24	----	TEX	7-5	W 66-62	1st	+6.0	23,333	1,543,693	63	Winder/Sborz/Jax
25	----	TEX	12-2	W 67-62	1st	+6.0	25,144	1,568,837	64	Gray/Dunning
26	----	TEX	2-6	L 67-63	1st	+6.0	25,843	1,594,680	65	Burke/Jax
27	----	TEX	^7-6	W 68-63	1st	+6.0	24,431	1,619,111	66	Floro/Hernández
28	----	CLE	10-6	W 69-63	1st	+7.0	20,323	1,639,434	67	Funderburk/Curry/Winder
29	----	CLE	1-4	L 69-64	1st	+6.0	23,433	1,662,867	68	Gaddis/López/Clase
30	----	CLE	^2-5	L 69-65	1st	+5.0	20,169	1,683,036	69	Stephan/Pagán/Clase
31	----	OFF DAY			1st	+5.0				
SEPT/OCT (18-10)		Batting: .261 (252-for-966)		Pitching: 18-10-7, 3.56 (250.1 IP, 99 ER)						
1	----	at TEX	5-1	W 70-65	1st	+5.0	26,940			Ryan/Burke
2	----	at TEX	^9-7	W 71-65	1st	+5.0	36,555			Headrick/Chapman/Duran
3	----	at TEX	5-6	L 71-66	1st	+5.0	35,531			Bradford/Winder
4	----	at CLE	20-6	W 72-66	1st	+6.0	17,359			López/Giolito
5	----	at CLE	8-3	W 73-66	1st	+7.0	20,224			Jax/Stephan
6	----	at CLE	1-2	L 73-67	1st	+6.0	16,148			Williams/Ryan/Clase
7	----	OFF DAY			1st	+6.5				
8	----	NYM	5-2	W 74-67	1st	+6.5	26,154	1,709,190	70	Thielbar/Reid-Foley/Duran
9	----	NYM	8-4	W 75-67	1st	+7.5	30,673	1,739,863	71	Maeda/Peterson
10	----	NYM	2-0	L 75-68	1st	+7.5	22,890	1,762,753	72	Raley/Jax/Ottavino
11	----	TB	4-7	L 75-69	1st	+7.5	18,683	1,781,436	73	Glansow/Gray/Fairbanks
12	----	TB	3-2	W 76-69	1st	+7.5	24,390	1,805,826	74	Varland/Littel/Duran
13	----	TB	4-5	L 76-70	1st	+7.5	18,342	1,824,168	75	Kelly/Jax/Stephenson
14	----	at CWS	10-2	W 77-70	1st	+8.0	13,233			Maeda/Ureña
15	----	at CWS	10-2	W 78-70	1st	+8.0	18,001			Ober/Scholtens
16	----	at CWS	6-7	L 78-71	1st	+7.0	24,964			Toussaint/López/Banks
17	----	at CWS	4-0	W 79-71	1st	+7.0	17,641			Gray/Cease
18	----	at CIN	3-7	L 79-72	1st	+7.0	15,364			Phillips/Ryan
19	----	at CIN	7-0	W 80-72	1st	+8.0	24,186			Maeda/Cruz
20	----	at CIN	5-3	W 81-72	1st	+9.0	22,306			Duran/Díaz/Jax
21	----	OFF DAY			1st	+8.5				
22	----	LAA	8-6	W 82-72	1st	+8.5	32,006	1,856,174	76	P. López/Daniel/Duran
23	----	LAA	0-1	L 82-73	1st	+8.5	31,403	1,887,577	77	Rosenberg/Gray/Estévez
24	----	LAA	9-3	W 83-73	1st	+9.5	24,232	1,911,809	78	Ryan/Fulmer
25	----	OFF DAY			1st	+9.5				
26	----	OAK	11-3	W 84-73	1st	+10.0	22,329	1,934,138	79	Ober/Blackburn
27	----	OAK	6-4	W 85-73	1st	+10.5	20,520	1,954,658	80	Keuchel/Jimenez/Jax
28	----	OAK	1-2	L 85-74	1st	+9.0	19,466	1,974,124	81	Erceg/Maeda/May
29	----	at COL	7-6	W 86-74	1st	+10.0	47,272			Funderburk/Kinley/Pagán
30	----	at COL	14-6	W 87-74	1st	+10.0	40,264			Paddack/Kauffman
1	----	at COL	^2-3	L 87-75	1st	+9.0	33,375			Hollowell/Luplow

^ - Denotes Extra-Innings (Twins went 12-8 in extras in 2023)

* - Denotes Sellout (1 in 2023)

- PPD, to be made up on 4/7

HOME GAMES ROAD GAMES

TWINS 2023 HOME RUNS

HOME RUNS BY POSITION

C	1B	2B	3B	SS	LF	CF	RF	DH	PH	TOTAL
17	22	27	20	23	20	25	38	35	7	233

BYRON BUXTON (17)

No.	Date	Opp.	Runs	Pitcher
1	4/8	HOU	3	Ronel Blanco
2	4/11	CWS	2	Lance Lynn
3	4/22	WAS	1	Chad Kuhl
4	4/25	NY Yankees	2	Nestor Cortes
5	4/27	KC	3	Zack Greinke
6	4/29	KC	1	Taylor Clarke
7	4/30	KC	3	Brady Singer
8	5/4	@ CWS	1	Reynaldo López
9	5/17	@ LAD	1	Dylan Covey
10	5/23	SF	2	Alex Cobb
11	6/20	BOS	2	Corey Kluber
12	6/22	BOS	1	Justin Garza
13	6/22	BOS	1	Brandon Walter
14	6/30	@ BAL	3	Bruce Zimmermann
15	7/4	KC	1	Zack Greinke
16	7/21	CWS	3	Lance Lynn
17	7/21	CWS	1	Lance Lynn

WILLI CASTRO (9)

No.	Date	Opp.	Runs	Pitcher
1	4/20	@ BOS	2	Tanner Houck
2	5/19	@ LAA	1	Tucker Davidson
3	5/27	TOR	2	Chris Bassitt
4	5/27	TOR	1	Adam Cimber
5	6/4	CLE	1	Enyel De Los Santos
6	9/9	NY Yankees	1	Jeff Brigham
7	9/12	TB	2	Zack Littell
8	9/19	@ CIN	2	Ben Lively
9	9/20	@ CIN	1	Hunter Greene

CARLOS CORREA (18)

No.	Date	Opp.	Runs	Pitcher
1	4/13	@ NYY	1	Colten Brewer
2	4/14	@ NYY	2	Nestor Cortes
3	4/27	KC	1	Zack Greinke
4	5/4	@ CWS	1	Lucas Giolito
5	5/6	@ CLE	1	Trevor Stephan
6	5/13	CHC	1	Brandon Hughes
7	6/8	@ TB	1	Yonny Chirinos
8	6/10	@ TOR	4	Adam Cimber
9	6/13	MIL	2	Devin Williams
10	6/22	BOS	1	Justin Garza
11	6/24	@ DET	1	Reese Olson
12	7/18	@ SEA	1	Ty Adcock
13	8/7	@ DET	3	Joey Wentz
14	8/9	@ DET	1	Alex Faedo
15	8/12	@ PHI	1	Gregory Soto
16	8/25	TEX	1	Martin Pérez
17	9/4	@ CLE	1	Lucas Giolito
18	9/8	NY Yankees	1	Kodai Senga

KYLE FARMER (11)

No.	Date	Opp.	Runs	Pitcher
1	4/8	HOU	3	Luis Garcia
2	5/11	SD	1	Yu Darvish
3	5/16	@ LAD	2	Justin Bruihl
4	6/13	MIL	1	Corbin Burnes
5	7/15	@ OAK	1	Freddy Tarnok
6	7/18	@ SEA	1	Ty Adcock
7	8/23	@ MIL	1	Corbin Burnes
8	8/24	TEX	1	Andrew Heaney
9	9/4	@ CLE	3	David Fry
10	9/13	TB	1	Taj Bradley
11	9/14	@ CWS	2	José Ureña

JOEY GALLO (21)

No.	Date	Opp.	Runs	Pitcher
1	4/2	@ KC	1	Amir Garrett
2	4/2	@ KC	3	Dylor Coleman
3	4/3	@ MIA	3	Johnny Cueto
4	4/19	@ BOS	3	Corey Kluber
5	4/21	WAS	1	Trevor Williams
6	4/24	NY Yankees	1	Greg Weissert
7	4/26	NY Yankees	2	Domingo Germán
8	5/13	CHC	3	Hayden Wesneski
9	5/14	CHC	2	Michael Rucker
10	5/17	@ LAD	1	Dylan Covey
11	5/20	@ LAA	1	Zack Weiss

12	6/24	@ DET	1	Chasen Shreve
13	6/26	@ ATL	1	Spencer Strider
14	6/30	@ BAL	1	Dean Kremer
15	7/1	@ BAL	1	Kyle Bradish
16	7/14	@ OAK	2	Shintaro Fujinami
17	7/17	@ SEA	1	Gabe Speier
18	8/9	@ DET	2	Alex Faedo
19	8/12	@ PHI	1	Taijuan Walker
20	8/12	@ PHI	3	Yunior Marte
21	9/4	@ CLE	2	David Fry

KYLE GARLICK (2)

No.	Date	Opp.	Runs	Pitcher
1	4/14	@ NYY	1	Nestor Cortes
2	5/22	SF	1	Tristan Beck

NICK GORDON (2)

No.	Date	Opp.	Runs	Pitcher
1	5/2	@ CWS	1	Alex Colomé
2	5/3	@ CWS	1	Dylan Cease

RYAN JEFFERS (14)

No.	Date	Opp.	Runs	Pitcher
1	4/3	@ MIA	1	Jacob Stallings
2	5/24	SF	1	Anthony DeSclafani
3	5/29	@ HOU	2	Bryan Abreu
4	7/5	KC	1	Taylor Clarke
5	7/21	CWS	1	Lance Lynn
6	8/3	@ STL	2	Matthew Liberatore
7	8/5	ARI	2	Ryne Nelson
8	8/5	ARI	1	Tyler Gilbert
9	8/7	@ DET	3	Joey Wentz
10	8/24	TEX	2	Will Smith
11	9/19	@ CIN	1	Alex Young
12	9/24	LAA	1	José Marte
13	9/27	OAK	2	Kyle Muller
14	9/29	@ COL	1	Gavin Hollowell

EDOUARD JULIEN (16)

No.	Date	Opp.	Runs	Pitcher
1	4/13	@ NYY	1	Colten Brewer
2	4/19	@ BOS	2	Corey Kluber
3	5/24	SF	1	Anthony DeSclafani
4	5/27	TOR	1	Yimi Garcia
5	7/3	KC	1	Taylor Clarke
6	7/5	KC	1	Alec Marsh
7	7/9	BAL	1	Kyle Gibson
8	7/18	@ SEA	1	Bryan Woo
9	7/19	@ SEA	1	Luis Castillo
10	7/26	SEA	1	Bryce Miller
11	8/25	TEX	3	Grant Anderson
12	9/12	TB	1	Zack Littell
13	9/14	@ CWS	1	José Ureña
14	9/17	@ CWS	3	Dylan Cease
15	9/27	OAK	1	Joey Estes
16	9/30	@ COL	2	Tommy Doyle

MAX KEPLER (24)

No.	Date	Opp.	Runs	Pitcher
1	4/3	@ MIA	1	Johnny Cueto
2	4/18	@ BOS	1	Josh Winckowski
3	4/28	KC	1	Jordan Lyles
4	5/5	@ CLE	2	Peyton Battenfield
5	5/6	@ CLE	2	Logan Allen
6	5/10	SD	1	Seith Lugo
7	6/10	@ TOR	3	Mitch White
8	6/20	BOS	1	Corey Kluber
9	6/21	BOS	1	Garrett Whitlock
10	6/23	@ DET	2	Joey Wentz
11	6/30	@ BAL	2	Dean Kremer
12	7/4	KC	3	Zack Greinke
13	7/17	@ SEA	3	Ty Adcock
14	7/19	@ SEA	3	Luis Castillo
15	7/29	@ KC	1	Jose Cuas
16	8/4	ARI	1	Merrill Kelly
17	8/5	ARI	1	Tyler Gilbert
18	8/6	ARI	1	Paul Sewald
19	8/11	@ PHI	1	Cristopher Sánchez
20	8/16	DET	1	Jason Foley
21	8/25	TEX	1	Austin Hedges

22	9/11	TB	1	Tyler Glasnow
23	9/24	LAA	2	José Marte
24	9/30	@ COL	3	Tommy Doyle

ALEX KIRILLOFF (11)

No.	Date	Opp.	Runs	Pitcher
1	5/13	CHC	1	Hayden Wesneski
2	5/13	CHC	1	Hayden Wesneski
3	5/21	@ LAA	1	Matt Moore
4	6/16	DET	1	Mason Englert
5	7/16	@ OAK	1	JP Sears
6	7/18	@ SEA	2	Bryan Woo
7	7/19	@ SEA	2	Devin Sweet
8	7/21	CWS	2	Lance Lynn
9	9/18	@ CIN	1	Connor Phillips
10	9/22	LAA	1	David Daniel
11	9/26	OAK	2	Mason Miller

TREVOR LARNACH (8)

No.	Date	Opp.	Runs	Pitcher
1	4/3	@ MIA	2	Andrew Nardi
2	4/19	@ BOS	3	Ryan Brasier
3	4/25	NY Yankees	2	Ron Marinaccio
4	5/14	CHC	3	Marcus Stroman
5	5/15	@ LAD	3	Yency Almonte
6	6/10	@ TOR	1	Bowden Francis
7	9/29	@ COL	1	Gavin Hollowell
8	9/30	@ COL	4	Karl Kauffmann

ROYCE LEWIS (15)

No.	Date	Opp.	Runs	Pitcher
1	5/29	@ HOU	3	J.P. France
2	6/1	CLE	2	Trevor Stephan
3	6/20	BOS	1	Corey Kluber
4	6/23	@ DET	1	Joey Wentz
5	8/23	@ MIL	2	Corbin Burnes
6	8/24	TEX	1	Chris Stratton
7	8/27	TEX	4	Chris Stratton
8	8/28	CLE	4	Xzavion Curry
9	8/29	CLE	1	Hunter Gaddis
10	9/3	@ TEX	3	Jon Gray
11	9/4	@ CLE	4	Lucas Giolito
12	9/11	TB	3	Tyler Glasnow
13	9/14	@ CWS	1	José Ureña
14	9/15	@ CWS	4	Jesse Scholtens
15	9/18	@ CIN	1	Connor Phillips

JORDAN LUPLOW (2)

No.	Date	Opp.	Runs	Pitcher
1	8/13	@ PHI	1	Ranger Suárez
2	9/1	@ TEX	2	Brock Burke

last updated 9/23

JOSE MIRANDA (3)

No.	Date	Opp.	Runs	Pitcher
1	4/26	NY Yankees	1	Domingo Germán
2	4/26	NY Yankees	2	Domingo Germán
3	4/28	KC	1	Josh Taylor

JORGE POLANCO (14)

No.	Date	Opp.	Runs	Pitcher
1	4/23	WAS	1	Patrick Corbin
2	4/28	KC	3	Jordan Lyles
3	5/13	CHC	2	Hayden Wesneski
4	5/15	@ LAD	1	Noah Syndergaard
5	6/3	CLE	1	Logan Allen
6	8/4	ARI	1	Merrill Kelly
7	8/11	@ PHI	1	Cristopher Sánchez
8	8/16	DET	2	Jason Foley
9	8/26	TEX	1	Max Scherzer
10	8/28	CLE	3	Daniel Norris
11	9/1	@ TEX	2	Josh Shorz
12	9/4	@ CLE	1	Lucas Giolito
13	9/17	@ CWS	1	Luis Patiño
14	9/24	LAA	1	Carson Fulmer

DONOVAN SOLANO (5)

No.	Date	Opp.	Runs	Pitcher
1	6/11	@ TOR	1	Kevin Gausman
2	6/15	DET	3	Matthew Boyd

TWINS 2023 HOME RUNS

3	6/25	@ DET	2	Michael Lorenzen
4	7/4	KC	1	Zack Greinke
5	9/2	@ TEX	1	Jordan Montgomery

MICHAEL A. TAYLOR (21)

No.	Date	Opp.	Runs	Pitcher
1	4/11	CWS	1	Lance Lynn
2	4/13	@ NYY	2	Jhony Brito
3	4/13	@ NYY	2	Colten Brewer
4	4/23	WAS	1	Patrick Corbin
5	5/14	CHC	2	Miles Mastobuoni
6	5/23	SF	1	Alex Cobb
7	6/1	CLE	1	Tanner Bibee
8	6/8	@ TB	1	Colin Poche
9	6/9	@ TOR	2	Yusei Kikuchi
10	6/13	MIL	1	Devin Williams
11	7/15	@ OAK	1	Hogan Harris
12	7/25	SEA	1	Paul Sewald
13	8/3	@ STL	2	Matthew Liberatore
14	8/4	ARI	1	Scott McGough
15	8/5	ARI	1	Joe Mantiply
16	8/18	PIT	2	Andre Jackson
17	8/23	@ MIL	2	Corbin Burnes
18	8/24	TEX	1	Andrew Heaney
19	8/24	TEX	1	Andrew Heaney
20	8/29	CLE	1	Emmanuel Clase
21	9/29	@ COL	2	Ty Blach

CHRISTIAN VÁZQUEZ (6)

No.	Date	Opp.	Runs	Pitcher
1	6/19	BOS	3	James Paxton
2	7/16	@ OAK	1	JP Sears
3	7/26	SEA	1	Bryce Miller
4	8/22	@ MIL	2	Wade Miley
5	9/1	@ TEX	1	Brock Burke
6	9/5	@ CLE	1	Matt Moore

MATT WALLNER (14)

No.	Date	Opp.	Runs	Pitcher
1	5/27	TOR	1	Chris Bassitt
2	7/25	SEA	2	George Kirby
3	7/26	SEA	1	Bryce Miller
4	7/26	SEA	1	Bryce Miller
5	7/30	@ KC	1	Ryan Yarbrough
6	8/2	@ STL	3	Dakota Hudson
7	8/6	ARI	2	Paul Sewald
8	8/12	@ PHI	1	Taijuan Walker
9	8/15	DET	4	Will Vest
10	8/28	CLE	1	Daniel Norris
11	9/4	@ CLE	2	David Fry
12	9/13	TB	1	Taj Bradley
13	9/26	OAK	4	Paul Blackburn
14	9/30	@ COL	1	Tommy Doyle

HIGHEST EXIT VELOCITY

Jeffers.....	117.4, 5/29 at HOU (HR)
Buxton.....	116.9, 8/1 at STL (2B)
Wallner.....	116.4, 9/24 vs. LAA (2B)
Jeffers.....	115.8, 8/5 vs. ARI (HR)
Buxton.....	115.1, 5/15 at LAD (2B)
Wallner.....	114.6, 9/3 at TEX (1B)
Wallner.....	114.5, 9/26 vs. OAK (HR)
Taylor.....	114.3, 9/29 at COL (HR)
Buxton.....	114.3, 7/21 vs. CWS (HR)
Correa.....	114.2, 9/8 vs. NYM (HR)
Castro.....	114.2, 5/12 vs. CHC (2B)
Lewis.....	114.0, 8/24 vs. TEX (HR)
Correa.....	113.9, 4/18 at BOS (1B)
Wallner.....	113.7, 7/30 at KC (HR)
Wallner.....	113.4, 9/4 at CLE (FO)

LONGEST HOME RUNS

Taylor.....	468 ft, 9/29 at COL
Buxton.....	466 ft, 6/22 vs. BOS
Jeffers.....	465 ft, 9/29 at COL
Buxton.....	465 ft, 6/22 vs. BOS
Wallner.....	463 ft, 9/26 vs. OAK
Gallo.....	458 ft, 9/4 at CLE
Buxton.....	453 ft, 4/30 vs. KC
Julien.....	452 ft, 9/30 at COL
Wallner.....	450 ft, 8/15 vs. DET
Wallner.....	445 ft, 7/30 at KC
Taylor.....	444 ft, 4/23 vs. WAS
Castro.....	440 ft, 6/4 vs. CLE
Kepler.....	440 ft, 5/5 at CLE
Gallo.....	439 ft, 7/1 at BAL
Wallner.....	438 ft, 8/28 vs. CLE
Kepler.....	438 ft, 8/6 at CLE
Polanco.....	437 ft, 8/28 vs. CLE

TWINS 2023 TRANSACTIONS

DATE	NO	PLAYER	POS	TRANSACTION
1/3	55	Contreras, Mark	..OF	Outrighted.
1/6	62	Ortega, Oliver	RHP	Acquired off waivers from LAA.
	76	Enlow, Blayne	RHP	Designated for release or assignment.
1/10	47	Alexy, A.J.	RHP	Acquired via trade from WAS in exchange for minor league RHP Cristian Jimenez.
1/11	4	Correa, Carlos	..SS	Signed to six-year contract.
	30	Garlick, Kyle	..OF	Designated for release or assignment.
1/17	62	Ortega, Oliver	RHP	Outrighted.
	30	Garlick, Kyle	..OF	Outrighted.
1/18	20	Paddack, Chris	RHP	Signed to three-year contract extension.
1/20	49	López, Pablo	RHP	Acquired from MIA with minor league IF Jose Salas and minor league OF Byron Chou- rio, in exchange for IF/OF Luis Arraez.
1/23	2	Taylor, Michael A.	..OF	Acquired from KC in exchange for minor league RHP Steven Cruz and minor league LHP Evan Sisk.
	37	Alexy, A.J.	RHP	Designated for release or assignment.
2/23	20	Paddack, Chris	RHP	Placed on 60-day Injured List.
	57	Solano, Donovan	..IF	Signed to one-year contract.
2/26	47	Santana, Dennis	RHP	Claimed off waivers from ATL.
	23	Lewis, Royce	..IF	Placed on 60-day Injured List.
3/3	81	Balazovic, Jordan	RHP	Optioned to Triple-A St. Paul.
3/7	82	Martin, Austin	..IF	Reassigned to minor league camp.
	92	Helman, Michael	..IF	Reassigned to minor league camp.
3/11	83	Canterino, Matt	RHP	Optioned to Double-A Wichita.
	78	Woods Richardson, Simeon	RHP	Optioned to Triple-A St. Paul.
3/14	95	Julien, Edouard	..IF	Optioned to Triple-A St. Paul.
	94	Headrick, Brent	LHP	Optioned to Triple-A St. Paul.
	76	Enlow, Blayne	RHP	Reassigned to minor league camp.
	93	Laweryson, Cody	RHP	Reassigned to minor league camp.
	52	Murphy, Patrick	RHP	Reassigned to minor league camp.
	96	Sabato, Aaron	..IF	Reassigned to minor league camp.
	80	Schulfer, Austin	RHP	Reassigned to minor league camp.
3/16	65	Sisco, Chance	..C	Reassigned to minor league camp.
	86	Williams, Chris	..C	Reassigned to minor league camp.
3/17	47	Santana, Dennis	RHP	Claimed off waivers by NYM.
3/18	38	Wallner, Matt	..OF	Optioned to Triple-A St. Paul.
	72	Lee, Brooks	..IF	Reassigned to minor league camp.
3/19	37	Varland, Louie	RHP	Optioned to Triple-A St. Paul.
	58	Megill, Trevor	RHP	Optioned to Triple-A St. Paul.
3/22	89	Bechtold, Andrew	..IF	Reassigned to minor league camp.
	85	Camargo, Jair	..C	Reassigned to minor league camp.
	55	Contreras, Mark	..OF	Reassigned to minor league camp.
	68	Dobnak, Randy	RHP	Reassigned to minor league camp.
3/23	61	Stewart, Brock	RHP	Reassigned to minor league camp.
	62	Ortega, Oliver	RHP	Reassigned to minor league camp.
	73	Bañuelos, David	..C	Reassigned to minor league camp.
	44	Greiner, Grayson	..C	Reassigned to minor league camp.
	60	Soto, Elliot	..IF	Reassigned to minor league camp.
	16	White, Tyler	..IF	Reassigned to minor league camp.
	24	LaMarre, Ryan	..OF	Reassigned to minor league camp.
3/25	17	Ober, Bailey	RHP	Optioned to Triple-A St. Paul.
	57	Hoffman, Jeff	RHP	Reassigned to minor league camp.
	87	De León, José	RHP	Reassigned to minor league camp.
3/26	17	Ober, Bailey	RHP	Optioned to Triple-A St. Paul.
	53	Coulombe, Danny	LHP	Reassigned to minor league camp.
	43	Sanchez, Aaron	RHP	Reassigned to minor league camp.
	30	Garlick, Kyle	..OF	Reassigned to minor league camp.
3/27	53	Coulombe, Danny	LHP	Traded to BAL in exchange for cash considerations.
3/28	32	Walters, Tony	..C	Reassigned to minor league camp.
3/30	50	Castro, Willi	..UT	Contract selected.
	31	Henriquez, Ronny	RHP	Placed on 15-day Injured List.
	74	Winder, Josh	RHP	Placed on 15-day Injured List.
	11	Polanco, Jorge	..IF	Placed on 10-day Injured List.
	21	Celestino, Gilberto	..OF	Placed on 10-day Injured List.
	19	Kiriloff, Alex	OF/1B	Placed on 10-day Injured List.
4/8	26	Kepler, Max	..OF	Placed on 10-day Injured List.
	38	Wallner, Matt	..OF	Recalled from Triple-A St. Paul.
4/11	13	Gallo, Joey	..OF	Placed on 10-day Injured List.
4/12	47	Julien, Edouard	..IF	Recalled from Triple-A St. Paul.
4/13	12	Farmer, Kyle	..IF	Placed on 10-day Injured List.
	21	Celestino, Gilberto	..OF	Transferred to 60-day Injured List.
	30	Garlick, Kyle	..OF	Contract selected from Triple-A St. Paul.
4/14	77	Sands, Cole	RHP	Optioned to Triple-A St. Paul.
	37	Varland, Louie	RHP	Recalled from Triple-A St. Paul.
4/15	38	Wallner, Matt	..OF	Optioned to Triple-A St. Paul.
	26	Kepler, Max	..OF	Reinstated from 10-day Injured List.
4/16	37	Varland, Louie	RHP	Optioned to Triple-A St. Paul.
	53	Headrick, Brent	LHP	Recalled from Triple-A St. Paul.
4/19	30	Garlick, Kyle	..OF	Optioned to Triple-A St. Paul.

TWINS 2023 TRANSACTIONS

DATE	NO	PLAYER	POS	TRANSACTION
4/21	13	Gallo, Joey	OF	Returned from rehab, reinstated from 10-day Injured List.
	49	López, Pablo	RHP	Signed to four-year contract extension.
	47	Julien, Edouard	IF	Optioned to Triple-A St. Paul.
	66	Alcala, Jorge	RHP	Optioned to Triple-A St. Paul.
	11	Polanco, Jorge	IF	Returned from rehab, reinstated from 10-day Injured List.
4/23	78	Woods Richardson, Simeon	RHP	Recalled from Triple-A St. Paul.
	17	Ober, Bailey	RHP	Optioned to Triple-A St. Paul.
	17	Ober, Bailey	RHP	Recalled from Triple-A St. Paul.
4/24	17	Ober, Bailey	RHP	Optioned to Triple-A St. Paul.
4/25	58	Megill, Trevor	RHP	Designated for release or assignment.
4/27	61	Stewart, Brock	RHP	Contract selected from Triple-A St. Paul.
	53	Headrick, Brent	LHP	Optioned to Triple-A St. Paul.
	74	Winder, Josh	RHP	Returned from rehab, reinstated from 15-day Injured List.
4/29	18	Maeda, Kenta	RHP	Placed on 15-day Injured List.
4/30	17	Ober, Bailey	RHP	Recalled from Triple-A St. Paul.
	19	Kiriloff, Alex	OF/1B	Returned from rehab, reinstated from 10-day Injured List and optioned to Triple-A St. Paul.
	58	Megill, Trevor	RHP	Traded to MIL in exchange for PTBNL and cash considerations.
5/3	51	Mahle, Tyler	RHP	Placed on 15-day Injured List.
	37	Varland, Louie	RHP	Recalled from Triple-A St. Paul.
	51	Mahle, Tyler	RHP	Transferred to 60-day Injured List.
5/5	56	Thielbar, Caleb	LHP	Placed on 15-day Injured List.
	9	Larnach, Trevor	OF	Optioned to Triple-A St. Paul.
	19	Kiriloff, Alex	OF/1B	Recalled from Triple-A St. Paul.
5/6	58	Rodríguez, Dereck	RHP	Contract selected from Triple-A St. Paul.
	74	Winder, Josh	RHP	Optioned to Triple-A St. Paul.
	66	Alcala, Jorge	RHP	Recalled from Triple-A St. Paul.
5/10	64	Miranda, Jose	IF	Optioned to Triple-A St. Paul.
	12	Farmer, Kyle	IF	Returned from rehab, reinstated from 10-day Injured List.
	31	Henríquez, Ronny	RHP	Returned from rehab, reinstated from 15-day Injured List and optioned to Triple-A St. Paul.
5/13	58	Rodríguez, Dereck	RHP	Optioned to Triple-A St. Paul and placed on outright waivers.
	77	Sands, Cole	RHP	Recalled from Triple-A St. Paul.
	26	Kepler, Max	OF	Placed on 10-day Injured List.
5/15	9	Larnach, Trevor	OF	Recalled from Triple-A St. Paul.
	58	Rodríguez, Dereck	RHP	Claimed off waivers by ATL.
	66	Alcala, Jorge	RHP	Placed on 15-day Injured List.
5/16	87	De León, José	RHP	Contract selected from Triple-A St. Paul.
	1	Gordon, Nick	UTL	Placed on 10-day Injured List.
	30	Garlick, Kyle	OF	Recalled from Triple-A St. Paul.
5/19	11	Polanco, Jorge	IF	Placed on 10-day Injured List.
	47	Julien, Edouard	IF	Recalled from Triple-A St. Paul.
	9	Larnach, Trevor	OF	Placed on 10-day Injured List.
5/20	38	Wallner, Matt	OF	Recalled from Triple-A St. Paul.
	30	Garlick, Kyle	OF	Optioned to Triple-A St. Paul.
	38	Wallner, Matt	OF	Optioned to Triple-A St. Paul.
5/23	1	Gordon, Nick	UTL	Transferred to 60-day Injured List.
	26	Kepler, Max	OF	Reinstated from 10-day Injured List.
	23	Lewis, Royce	IF	Returned from rehab, reinstated from 60-day Injured List.
5/30	16	White, Tyler	IF	Traded to NYM in exchange for cash considerations.
	47	Julien, Edouard	IF	Optioned to Triple-A St. Paul.
	11	Polanco, Jorge	IF	Reinstated from 10-day Injured List.
6/1	13	Gallo, Joey	OF/1B	Placed on 10-day Injured List.
	30	Garlick, Kyle	OF	Recalled from Triple-A St. Paul.
	77	Sands, Cole	RHP	Placed on 15-day Injured List.
6/4	56	Thielbar, Caleb	LHP	Returned from rehab, reinstated from 15-day Injured List.
	25	Buxton, Byron	OF	Placed on 10-day Injured List.
	9	Larnach, Trevor	OF	Returned from rehab, reinstated from 10-day Injured List.
6/6	56	Thielbar, Caleb	LHP	Placed on 15-day Injured List.
	74	Winder, Josh	RHP	Recalled from Triple-A St. Paul.
	11	Polanco, Jorge	IF	Placed on 10-day Injured List.
6/9	47	Julien, Edouard	IF	Recalled from Triple-A St. Paul.
	30	Garlick, Kyle	OF	Optioned to Triple-A St. Paul.
	13	Gallo, Joey	OF/1B	Returned from rehab, reinstated from 10-day Injured List.
6/13	9	Larnach, Trevor	OF	Optioned to Triple-A St. Paul.
	25	Buxton, Byron	OF	Reinstated from 10-day Injured List.
	74	Winder, Josh	RHP	Optioned to Triple-A St. Paul.
6/15	53	Headrick, Brent	LHP	Recalled from Triple-A St. Paul.
	21	Celestino, Gilberto	OF	Reinstated from 60-day Injured List, optioned to Triple-A St. Paul.
	66	Alcala, Jorge	RHP	Transferred to 60-day Injured List.
6/17	48	López, Jorge	RHP	Placed on Restricted List.
	81	Balazovic, Jordan	RHP	Recalled from Triple-A St. Paul.
	48	López, Jorge	RHP	Transferred to 15-day Injured List.
6/18	30	Garlick, Kyle	OF	Designated for release or assignment.
	37	Varland, Louie	RHP	Optioned to Triple-A St. Paul.
	62	Ortega, Oliver	RHP	Contract selected from Triple-A St. Paul.
6/20	62	Ortega, Oliver	RHP	Optioned to Triple-A St. Paul.
	62	Ortega, Oliver	RHP	Optioned to Triple-A St. Paul.
	62	Ortega, Oliver	RHP	Optioned to Triple-A St. Paul.

TWINS 2023 TRANSACTIONS

DATE	NO	PLAYER	POS	TRANSACTION
6/23	62	Ortega, Oliver.....	RHP	Contract selected from Triple-A St. Paul.
	62	Ortega, Oliver.....	RHP	Optioned to Triple-A St. Paul.
	18	Maeda, Kenta.....	RHP	Returned from rehab, reinstated from 15-day Injured List.
6/24	30	Garlick, Kyle.....	OF	Cleared waivers, accepted assignment to Triple-A St. Paul.
6/25	87	De León, José.....	RHP	Placed on 15-day Injured List.
6/27	74	Winder, Josh.....	RHP	Recalled from Triple-A St. Paul.
	61	Stewart, Brock.....	RHP	Placed on 15-day Injured List.
7/2	62	Ortega, Oliver.....	RHP	Recalled from Triple-A St. Paul.
	23	Lewis, Royce.....	IF	Placed on 10-day Injured List.
7/4	64	Miranda, Jose.....	IF	Recalled from Triple-A St. Paul.
	53	Headrick, Brent.....	LHP	Optioned to Triple-A St. Paul.
7/5	48	López, Jorge.....	RHP	Reinstated from 15-day Injured List.
	77	Sands, Cole.....	RHP	Optioned to Triple-A St. Paul.
7/15	64	Miranda, Jose.....	IF	Returned from rehab, reinstated from 15-day Injured List.
	64	Miranda, Jose.....	IF	Placed on 10-day Injured List.
7/24	38	Wallner, Matt.....	OF	Recalled from Triple-A St. Paul.
	25	Buxton, Byron.....	DH	Placed on Paternity List.
7/25	9	Larnach, Trevor.....	OF	Recalled from Triple-A St. Paul.
	62	Ortega, Oliver.....	RHP	Optioned to Triple-A St. Paul.
7/26	74	Winder, Josh.....	RHP	Recalled from Triple-A St. Paul.
7/27	58	Floro, Dylan.....	RHP	Acquired via trade from MIA in exchange for RHP Jorge López.
	9	Larnach, Trevor.....	OF	Optioned to Triple-A St. Paul.
7/28	25	Buxton, Byron.....	DH	Reinstated from Paternity List.
7/30	77	Sands, Cole.....	RHP	Optioned to Triple-A St. Paul.
	11	Polanco, Jorge.....	IF	Returned from rehab, reinstated from 10-day Injured List.
8/3	19	Kirilloff, Alex.....	OF/1B	Placed on 10-day Injured List.
	56	Thielbar, Caleb.....	LHP	Returned from rehab, reinstated from 15-day Injured List.
8/4	41	Ryan, Joe.....	RHP	Placed on 15-day Injured List.
	87	De León, José.....	RHP	Transferred to 60-day Injured List.
8/6	60	Keuchel, Dallas.....	LHP	Contract selected from Triple-A St. Paul.
	61	Stewart, Brock.....	RHP	Transferred to 60-day Injured List.
8/12	25	Buxton, Byron.....	DH	Placed on 10-day Injured List.
	16	Luplow, Jordan.....	OF/1B	Claimed off waivers from TOR, placed on major league roster.
8/15	71	Moran, Jovani.....	LHP	Optioned to Triple-A St. Paul.
	53	Headrick, Brent.....	LHP	Recalled from Triple-A St. Paul.
8/20	77	Sands, Cole.....	RHP	Optioned to Triple-A St. Paul.
	50	Castro, Willi.....	UTL	Placed on 10-day Injured List.
8/24	23	Lewis, Royce.....	IF	Returned from rehab, reinstated from 10-day Injured List.
	81	Balazovic, Jordan.....	RHP	Optioned to Triple-A St. Paul.
8/26	62	Ortega, Oliver.....	RHP	Recalled from Triple-A St. Paul.
	62	Ortega, Oliver.....	RHP	Placed on 15-day Injured List.
8/28	81	Balazovic, Jordan.....	RHP	Recalled from Triple-A St. Paul.
	81	Balazovic, Jordan.....	RHP	Optioned to Triple-A St. Paul.
9/1	41	Ryan, Joe.....	RHP	Returned from rehab, reinstated from 15-day Injured List.
	62	Ortega, Oliver.....	RHP	Transferred to 60-day Injured List.
9/3	17	Ober, Bailey.....	RHP	Optioned to Triple-A St. Paul.
	55	Funderburk, Kody.....	LHP	Contract selected from Triple-A St. Paul.
9/4	64	Miranda, Jose.....	IF	Transferred to 60-day Injured List.
	53	Headrick, Brent.....	LHP	Recalled from Triple-A St. Paul.
9/8	45	Stevenson, Andrew.....	OF	Contract selected from Triple-A St. Paul.
	2	Taylor, Michael A.....	OF	Placed on 10-day Injured List.
9/10	50	Castro, Willi.....	UTL	Returned from rehab, reinstated from 10-day Injured List.
	77	Sands, Cole.....	RHP	Optioned to Triple-A St. Paul.
9/13	37	Varland, Louie.....	RHP	Recalled from Triple-A St. Paul.
	13	Gallo, Joey.....	OF/1B	Placed on 10-day Injured List.
9/15	19	Kirilloff, Alex.....	OF/1B	Returned from rehab, reinstated from 10-day Injured List.
	11	Polanco, Jorge.....	IF	Placed on Bereavement List.
9/18	21	Celestino, Gilberto.....	OF	Recalled from Triple-A St. Paul.
	21	Celestino, Gilberto.....	OF	Optioned to Triple-A St. Paul.
9/20	11	Polanco, Jorge.....	IF	Reinstated from Bereavement List.
	53	Headrick, Brent.....	LHP	Optioned to Triple-A St. Paul.
9/22	17	Ober, Bailey.....	RHP	Recalled from Triple-A St. Paul.
	2	Taylor, Michael A.....	OF	Reinstated from 10-day Injured List.
9/24	4	Correa, Carlos.....	SS	Placed on 10-day Injured List.
	9	Larnach, Trevor.....	OF	Recalled from Triple-A St. Paul.
9/26	16	Luplow, Jordan.....	OF/1B	Optioned to Triple-A St. Paul.
	23	Lewis, Royce.....	IF	Placed on 10-day Injured List.
9/29	16	Luplow, Jordan.....	OF/1B	Recalled from Triple-A St. Paul.
	74	Winder, Josh.....	RHP	Optioned to Triple-A St. Paul.
10/1	71	Moran, Jovani.....	LHP	Recalled from Triple-A St. Paul, placed on 60-day Injured List.
	20	Paddack, Chris.....	RHP	Returned from rehab, reinstated from 60-day Injured List.
10/7	58	Floro, Dylan.....	RHP	Designated for release or assignment.
	61	Stewart, Brock.....	RHP	Returned from rehab, reinstated from 60-day Injured List.
10/13	58	Floro, Dylan.....	RHP	Released.
	21	Celestino, Gilberto.....	OF	Designated for release or assignment.
10/20	60	Keuchel, Dallas.....	LHP	Placed on 15-day Injured List.
	66	Alcala, Jorge.....	RHP	Returned from rehab, reinstated from 60-day Injured List.

MISC. HIGHS AND LOWS

Most Runs, Game (Team).....	20, 9/4 at CLE
Most Runs, Inning (Team).....	9, 1st inn., 4/13 at NYY
Most Hits, Game (Team).....	20, 9/4 at CLE
Most Hits, Inning (Team).....	8, 1st inning, 4/13 at NYY
Most Strikeouts, Batters (Team).....	18, 7/25 vs. SEA
Longest Hitting Streak (Individual).....	14, Jeffers, 7/15-8/9
Consecutive Hits (Individual).....	7, Lewis, 6/9-6/11
Consecutive Hitless At-Bats (Individual) ..	26, 2x, both Buxton, last, 7/8-7/20
Consecutive Scoreless Innings (Batters).....	18, 9th inn 6/4-8th inn 6/7
Most Runs Allowed (Team).....	15, 7/9 vs. BAL
Most Runs Allowed, Inning (Team).....	7, 5th inn, 7/9 vs. BAL
Most Hits Allowed (Team).....	17, 7/9 vs. BAL
Most Hits Allowed, Inning (Team).....	7, 3rd inn, 4/20 at BOS
Pitchers Used (Team).....	9, 9/2 at TEX
Cons. Batters Retired (Team).....	24, 1st-8th inn., 4/11 vs. CWS
Scoreless Innings Streak (Team/Pitchers).....	19.0, 1st inn 3/30-1st inn 4/2
Most Runs, Starter.....	10, Maeda, 4/26 vs. NYY
Most Home Runs, Starter.....	5, Ryan, 6/27 at ATL
Most Walks, Starter.....	4, 6x, last Gray, 7/17 at SEA
Most Strikeouts, Starter.....	14, López, 9/10 vs. NYM
Most Strikeouts, Pitchers (Team).....	17, 3x, last 10/1 at COL
Most Walks, Pitchers (Team).....	9, 8/19 vs. PIT
Most Cons. Scoreless Innings (Individual).....	19.1, Jax, 5/22-7/15
Most Cons. Batters Retired (Individual).....	23, López, 1st inn-8th inn, 4/11 vs. CWS
Longest Game, Innings.....	13, 8/27 vs. TEX
Longest Game, Time (9 Inn.).....	3:28, 7/14 at OAK
Longest Game, Time (X Inn.).....	4:10, 8/27 vs. TEX (13 inn.)
Fastest Game, Time (9 Inn.).....	1:57, 4/4 at MIA
Largest Margin, Victory.....	13 (16-3), 5/14 vs. CHC
Largest Margin, Loss.....	13, 7/9 vs. BAL (2-15)
Lineups Used.....	156

MOST USED LINEUP (3X)

Player	Pos.
Kepler	RF
Correa	SS
Buxton	DH
Larnach	LF
Miranda	3B
Gordon	2B
Gallo	1B
Vázquez	C
Taylor	CF
Celestino	CF

AT A GLANCE

Under Baldelli (since '19):.....	375-333
Home Record:.....	47-34
Road Record:.....	40-41
Record in series:.....	27-19-5
Record in home series:.....	15-8-3
Record in road series:.....	13-11-2
Series Openers:.....	31-21
Series Finales:.....	23-29
Rubber Games:.....	10-9
Sweeps/Swept:.....	6/5
March/April:.....	17-12
May:.....	12-15
June:.....	12-15
July:.....	13-11
August:.....	15-12
September/October:.....	18-10
Day Games:.....	34-35
Night Games:.....	53-40
vs. American League East:.....	13-19
vs. American League Central:.....	29-23
vs. American League West:.....	20-12
vs. National League:.....	25-21
Games vs. LH Starter:.....	21-17
Games vs. RH Starter:.....	66-58
Twins score first:.....	56-25
Opponent scores first:.....	31-50
Come-from-behind wins:.....	42
Leading after 7/8 inn.:.....	68-8/71-1
Trailing after 7/8 inn.:.....	11-60/5-63
Tied after 7/8 inn.:.....	8-7/11-11
Extra-innings:.....	12-8
1-run games:.....	19-27
When Twins score 4+:.....	71-24
When Twins score 3-:.....	16-51
Twins out-hit opp.:.....	58-14
Opp. out-hit Twins:.....	20-55
Twins/Opp. have = hits:.....	9-6
Run Differential:.....	+119 (778-659)
Twins get Quality Start:.....	50-26
Twins starter goes 6+ IP:.....	53-32
Most games over .500:.....	13 (87-74), 9/30
Most games under .500:.....	2 (40-42), 2x, last 6/30
Longest win-streak:.....	5, 8/3-7
Longest losing-streak:.....	5, 2x, last 7/25-30
Twins get 10+ hits:.....	47-12
Days in First Place.....	176
Days in Second Place.....	10
Days in Third Place.....
Days in Fourth Place.....
Days in Fifth Place.....
Walk-Off W/L:.....	10/8
Shutouts W/L:.....	12/11
CG (Twins):.....	2x, last López, 7/5 vs. KC
Average Time of Game (Twins):.....	2:42
Attendance High:.....	38,465, 4/8 vs. HOU
Attendance Total:.....	1,974,124
Attendance Average:.....	24,372

TWINS 2023 HIGHS AND LOWS

TEAM BATTING:

Most At-Bats, Game	49, 5/15 at LAD
Most Runs, Game	20, 9/4 at CLE
Most Runs, Inning (Team)	9, 1st inn., 4/13 at NYY
Most Hits, Game (Team)	20, 9/4 at CLE
Most Hits, Inning (Team)	8, 1st inning, 4/13 at NYY
Fewest Hits, Game	1, 5/7 at CLE
Most Doubles, Game	7, 5/14 vs. CHC
Most Triples, Game	2, 7/25 vs. SEA
Most Home Runs, Game	6, 9/4 at CLE
Most Extra Base Hits, Game	10, 5/14 vs. CHC
Most RBI, Game	20, 9/4 at CLE
Most Walks	10, 2x, last: 9/22 vs. LAA
Most Strikeouts	18, 7/25 vs. SEA
Most Stolen Bases, Game	4, 3x, last: 9/1 at TEX
Most Caught Stealing, Game	2, 9/9 vs. NYM
Most Times Grounding Into Double Play, Game	3, 7x, last: 9/27 vs. OAK
Left On Base, Twins	

INDIVIDUAL BATTING:

Most At-Bats, Game	7, Kirilloff, 5/15 at LAD
Most Runs, Game	3, 20x, last: Wallner, 9/30 at COL
Most Hits, Game	4, 8x, last: Kepler, 9/27 vs. OAK
Most Doubles, Game	3, 2x, last: Buxton, 7/29 at KC
Most Triples, Game	1, 24x, last: Taylor, 9/29 at COL
Most Home Runs, Game	2, 11x, last: Taylor, 8/24 vs. TEX
Most Total Bases, Game	10, 4x, last: Gallo, 8/12 at PHI
Most Extra Base Hits, Game	3, 7x, last: Jeffers, 8/5 vs. ARI
Most RBI, Game	6, Lewis, 9/4 at CLE
Most Walks, Game	3, 12x, last: Correa, 9/16 at CWS
Most Strikeouts, Game	4, 15x, last: Farmer, 9/15 at CWS
Longest Hitting Streak	14, Jeffers, 7/15-8/9
Consecutive Hitless At-Bats	26, 2x, both Buxton, last: 7/8-7/20
Most Stolen Bases, Game	2, 8x, last: Stevenson, 9/1 at TEX
Most Caught Stealing, Game	1, 18x, last: Stevenson, 9/17 at CWS
Most Times Grounding Into Double Play	2, 5x, last: Julien, 9/23 vs. LAA

TEAM PITCHING:

Most Runs Allowed	15, 7/9 vs. BAL
Most Hits Allowed	17, 7/9 vs. BAL
Most Home Runs Allowed, Game	6, 7/9 vs. BAL
Most Strikeouts, Pitchers	17, 4/8 vs. HOU
Most Walks	9, 8/19 vs. PIT
Fewest Hits Allowed	2, 3x, last: 8/20 vs. PIT
Pitchers Used	9, 9/2 at TEX
Scoreless Innings Streak	19.0, 1st inn 3/30-1st inn 4/2
Wild Pitches	3, 5/4 at CWS
Most Innings, Game, Relievers	9.0, 8/27 vs. TEX

TEAM PITCHING (CONTINUED):

Most Hits, Game, Relievers	13, 4/20 at BOS
Most Runs, Game, Relievers	10, 2x, last: 7/9 vs. BAL
Most Home Runs, Game, Relievers	4, 7/9 vs. BAL
Most Walks, Game, Relievers	5/4 at CWS
Most Strikeouts, Game, Relievers	11, 2x, last: 9/30 at COL

INDIVIDUAL PITCHING:

Most Innings, Game, Starter	9.0, 2x, last: López, 7/5 vs. KC
Most Innings, Game, Reliever	5.0, 2x, last: 8/27 vs. TEX
Most Hits, Starter	11, 3x, last: Ober, 8/9 at DET
Most Hits, Reliever	8, Pagán, 4/20 at BOS
Most Runs, Starter	10, Maeda, 4/26 vs. NYY
Most Runs, Reliever	6, 2x, last: Sands, 7/9 vs. ATL
Most Home Runs, Starter	5, Ryan, 6/27 at BAL
Most Home Runs, Reliever	2, 6x, last: Thielbar, 9/30 at COL
Most Walks, Starter	4, 6x, last: Gray, 7/17 at SEA
Most Walks, Reliever	5, Sands, 5/13 vs. CHC
Most Strikeouts, Starter	14, López, 9/10 vs. NYM
Most Strikeouts, Reliever	8, Headrick, 4/26 vs. NYY
Winning Streak	5, Ryan, 4/2-4/25
Losing Streak	4, Maeda, 4/4-4/26
Low-Hit Complete Game	3, Ryan, 6/22 vs. BOS
Most Consecutive Scoreless Innings	19.1, Jax, 5/22-7/15
Wild Pitches	2, Gray, 9/11 vs. TB

TEAM & INDIVIDUAL FIELDING:

Errors, Game, Team	2, 12x, last 9/4 at CLE
Errors, Game, Individual	2, Vázquez, 5/9 vs. SD
Errors, Consecutive Games, Team	4, 2x, last: 8/6-8/9
Errors, Consecutive Games Without, Team	12, 7/5-7/22
Double plays, Game, Team	3, 4x, last: 7/4 vs. KC

EJECTIONS

DATE	PLAYER/MGR/CH	UMPIRE	REASON	CAREER
4/15 at NYY	Rocco Baldelli	James Hoye	German allowed to remain pitching despite concerns over foreign substance	10
5/6 at CLE	Rocco Baldelli	Dan Iassogna	Arguing that J. Ramirez ran out of the basepath	11
6/21 vs. BOS	Rocco Baldelli	David Rackley	Arguing J.Gallo was not called out on strikes	12
6/21 vs. BOS	Joey Gallo	David Rackley	Arguing balls and strikes	2
6/23 at DET	Rocco Baldelli	Lance Barrett	Arguing potential non-balk call on J. Wentz	13
6/23 at DET	Michael A. Taylor	Lance Barrett	Arguing balls and strikes	1
6/23 at DET	Derek Shomon	Lance Barrett	Arguing balls and strikes	1
7/14 at OAK	David Popkins	Nic Lentz	Arguing balls and strikes	1
8/24 vs. TEX	David Popkins	Cory Blaser	Arguing balls and strikes	2
8/25 vs. TEX	Joey Gallo	Carlos Torres	Arguing balls and strikes	3
8/25 vs. TEX	Rocco Baldelli	Carlos Torres	Arguing balls and strikes	14

2023 GAMES DECIDED IN LAST AT-BAT (39)

DATE	OPPONENT	SCORE	INN	NOTES
4/5	MIL	4-5	8	MIA scored 5 runs in b8 to win
4/7	HOU	3-2	10	HOU took 2-1 lead in t10; Miranda tied it on a 1B in b10, then Farmer hit WO 1B
4/8	HOU	9-6	8	MIN scored 4 R in b8, which won because HOU scored 2x in t9 of 9-6 win
4/11	CWS	4-3	10	Taylor hit an RBI bunt 1B in b10; Castro scored from 2B on E5
4/18	BOS	4-5	10	MIN took 4-2 lead in t10; BOS scored 3 in b10 to win 5-4
4/29	KC	2-3	9	KC took 3-2 lead in t9 when Olivares scored on Duran's wild pitch
5/2	CWS	2-3	10	Benintendi singled on Alberto off Thielbar in b10, for a CWS win
5/4	CWS	7-3	12	MIN scored 5 R on E6, 2B, BB, 1B in t12, winning 7-3
5/10	SD	4-3	11	Teams traded R in 10th; MIN won on Kirilloff 1B in b11
5/15	LAD	8-9	12	J. Lopez walked Thompson with bases loaded in b12
5/29	HOU	7-5	10	MIN tied it in t9 and took 7-5 lead in t10 on Jeffers 2-run HR
6/1	CLE	7-6	9	Castro's sac fly in b9 scored Jeffers with the winning run
6/7	TB	1-2	9	Arozarena hit walk-off solo HR in b9
6/9	TOR	3-2	10	Taylor's sac fly in t10 scored Jeffers with the go-ahead run
6/11	TOR	6-7	8	TOR scored 3 in b8 to take a one-run lead
6/13	MIL	7-5	9	MIN scored 4 R in b9, capped off by Correa's 2-R walk-off HR
6/21	BOS	5-4	10	Farmer hit a walk-off 1B in b10, scoring Castro
6/25	DET	6-3	10	MIN tied it in t8 and scored 3 R in t10 to win
7/2	BAL	1-2	8	BAL scored 2x in b8 to win 2-1
7/3	KC	8-4	8	With the score tied 3-3, MIN scored 5 R in b8 to take the lead and win
7/7	BAL	1-3	10	BAL scored 2x in t10 to take the lead and win
7/14	OAK	5-4	9	MIN scored 2 R in t9 on Gallo 2-R HR to take lead
7/23	CWS	5-4	12	MIN entered 9th training by 3; tied it in 9th, 10th & won in 12th on Jeffers RBI 1B
7/24	SEA	4-3	10	MIN tied it in 9th and won in 10th on Correa's RBI 1B that scored Solano
7/25	SEA	7-9	9	with score tied 6-6, SEA scored 3x in t9 to take lead
7/28	KC	5-8	10	Witt Jr. hit walk-off grand slam in b10
8/6	ARI	5-3	9	MIN tied it in 9th on Kepler's solo HR and won on Wallner's 2-R walk-off HR
8/16	DET	7-8	9	DET scored 8th R in t9 on Greene's sac fly; MIN came within a run in b9 but fell short
8/19	PIT	4-7	9	PIT scored 3 runs in t9
8/23	MIL	7-8	10	MIN took 1-R lead in t10; MIL scored 2x in b10 to win
8/24	TEX	7-5	8	MIN scored 3 R in b8 to take a 7-5 lead
8/26	TEX	2-6	9	game was tied 2-2 entering 9th; TEX scored 4 R in t9 to win
8/27	TEX	7-6	13	Taylor drew bases-loaded walk in b13 to win
9/2	TEX	9-7	10	MIN scored 3 R in t10 on 1Bs from Correa & Kepler, & sac fly from Jeffers
9/3	TEX	5-6	9	Garcia hit walk-off solo HR in b9 to win game for TEX
9/13	TB	4-5	9	Arozarena hit go-ahead HR in t9
9/20	CIN	5-3	9	MIN mounted 3-inning comeback, scoring 1 in 7th, 1 in 8th & 3 in 9th to win
9/29	COL	7-6	9	Kepler's 9th-inning sac fly in t9 gave the Twins a one-run lead
10/1	COL	2-3	11	Doyle scored winning run on wild pitch in b11

2023 INJURED LIST

PLAYER	INJURY	DATE ON	RETRO	DATE OFF	GAMES MISSED
Chris Paddock#	Tommy John Surgery Recovery	2/23		9/24	155
Royce Lewis#	Right ACL Surgery	2/26		5/29	53
Gilberto Celestino#	Left Thumb Surgery	3/30	3/27	6/18	71
Ronny Henriquez^	Right Elbow Inflammation	3/30	3/27	5/12	38
Alex Kirilloff*	Right Wrist Surgery	3/30	3/27	4/30	28
Jorge Polanco*	Left Knee Inflammation	3/30	3/27	4/21	29
Josh Winder^	Right Shoulder Strain	3/30	3/27	4/27	15
Max Kepler*	Right Patellar Tendinitis	4/8	4/5	4/15	9
Joey Gallo*	Right Intercostal Strain	4/11	4/8	4/19	10
Kyle Farmer*	Facial Laceration	4/13		5/10	24
Kenta Maeda^	Right Triceps Strain	4/29	4/27	6/23	51
Tyler Mahle#	Tommy John Surgery	5/3	4/30		133
Caleb Thielbar^	Right Oblique Strain	5/5	5/3	6/4	29
Max Kepler*	Left Hamstring Strain	5/13		5/29	14
Jorge Alcalá#	Right Forearm Extensor Muscle Strain	5/16	5/15	9/30	120
Nick Gordon#	Right Tibia Fracture	5/19	5/18		117
Jorge Polanco*	Left Hamstring Strain	5/20	5/18	6/1	12
Trevor Larnach*	Pneumonia	5/23	5/22	6/6	13
Joey Gallo*	Left Hamstring Strain	6/3	6/2	6/13	9
Cole Sands*	Right Shoulder Impingement	6/4	6/1	7/5	31
Byron Buxton*	Left Rib Contusion	6/6	6/3	6/15	10
Caleb Thielbar^	Right Oblique Strain	6/9	6/6		46
Jorge Polanco*	Left Hamstring Strain	6/10	6/9	7/28	41
Jorge López*	Mental Health	6/18	6/16	7/4	17
José De León^	Tommy John Surgery	6/25			83
Brock Stewart#	Right Elbow Soreness	6/27	6/26	9/26	77
Royce Lewis*	Left Oblique Strain	7/2		8/15	36
Jose Miranda#	Right Shoulder Impingement	7/15	7/12		70
Alex Kirilloff*	Right Shoulder Strain	7/30		9/8	34
Joe Ryan^	Left Groin Strain	8/3		8/26	20
Byron Buxton*	Right Hamstring Strain	8/4	8/2		53
Willi Castro*	Mild Left Oblique Strain	8/15	8/12	9/3	18
Oliver Ortega#	Left Lumbar Strain	8/24	8/23		34
Michael A. Taylor*	Right Hamstring Strain	9/3		9/18	14
Joey Gallo*	Left Foot Contusion	9/6	9/6		21
Carlos Correa*	Left Foot Plantar Fasciitis	9/20	9/19		10
Royce Lewis*	Left Hamstring Strain	9/22	9/21		8
Jovani Moran#	Left Forearm Strain	9/24			6
Dallas Keuchel^	Right Calf Strain	9/30			1

BOLD indicates on IL at end of regular season

* - 10-day IL ^ - 15-day IL # - 60-day IL

COME-FROM-BEHIND WINS (42)

Win #	Date	Opponent	Largest		
			Deficit	Inning	Final Score
5	4/7	HOU	0-1, 1-2	5, 10	3-2
7	4/11	CWS	0-2	1	4-3
10	4/14	NY Yankees	1-3	6	4-3
12	4/23	WAS	0-1	3	3-1
14	4/25	NY Yankees	0-1	2	6-2
16	4/28	KC	0-1	1	8-6
18	5/4	CWS	0-2	5	7-3
20	5/10	SD	2-3	10	4-3
21	5/11	SD	0-1, 2-3	1, 7	5-3
25	5/27	TOR	0-1	1	9-7
28	5/29	HOU	4-5	8	7-5
30	6/1	CLE	3-6	8	7-6
33	6/10	TOR	0-3	6	9-4
34	6/13	MIL	0-3, 2-5	3, 7	7-5
35	6/14	MIL	0-2	3	4-2
37	6/21	BOS	0-1	2	5-4
40	6/25	DET	2-3	7	6-3
43	7/3	KC	0-1	1	8-4
46	7/14	OAK	2-3	3	5-4
48	7/16	OAK	0-3	4	5-4
49	7/18	SEA	2-3	2	10-3
51	7/21	CWS	0-1	1	9-4
52	7/22	CWS	0-2	3	3-2
53	7/23	CWS	0-3	9	5-4
54	7/24	SEA	0-1, 2-3	5, 9	4-3
57	8/4	ARI	0-1, 1-2	3, 6	3-2
58	8/5	ARI	0-1	2	12-1
59	8/6	ARI	0-1, 2-3	6, 9	5-3
63	8/15	DET	0-2	6	5-3
66	8/24	TEX	2-4	5	7-5
68	8/27	TEX	0-5	6	7-6
69	8/28	CLE	0-4	2	10-6
70	9/1	TEX	0-1	6	5-1
71	9/2	TEX	0-4	2	9-7
73	9/6	CLE	2-3	5	8-3
74	9/8	NY Yankees	1-2	4	5-2
75	9/9	NY Yankees	0-2	2	8-4
76	9/12	TB	1-2	7	3-2
81	9/20	CIN	0-2	6	5-3
83	9/24	LAA	1-2, 2-3	3, 6	9-3
85	9/27	OAK	2-4	6	6-4
86	9/29	COL	4-6	6	7-6

BLOWN LEADS

Loss #	Date	Opponent	Largest		
			Lead	Inning	Final Score
8	4/29	KC	12	2-1	2-3
6	5/2	CWS	13	1-0	2-3
4	5/3	CWS	14	4-3	4-6
3	5/12	CHC	18	2-0	2-6
10	5/15	LAD	19	8-7	8-9
7	5/17	LAD	20	3-2	3-7
7	5/19	LAA	21	4-3	4-5
3	5/21	LAA	22	1-0	2-4
5	5/23	SF	24	3-0	3-4
6	6/3	CLE	28	2-1	2-4
4	6/8	TB	32	1-0	2-4
5	6/11	TOR	33	6-1	6-7
3	6/15	DET	34	4-1	4-8
2	6/16	DET	35	1-0	1-7
4	6/26	ATL	40	1-0	1-4
1	6/27	ATL	41	1-0	2-6
8	7/2	BAL	43	1-0	1-2
1	7/8	BAL	45	1-0	2-6
1	7/9	BAL	46	1-0	2-15
5	7/17	SEA	47	2-0	6-7
4	7/25	SEA	49	5-1	7-9
6	7/28	KC	51	2-1	5-8
2	8/11	PHI	58	2-0	2-13
2	8/16	DET	59	4-0	7-8
5	8/19	PIT	60	2-0	4-7
6	8/22	MIL	61	3-2	3-7
6	8/23	MIL	62	6-3	7-8
7	8/30	CLE	65	2-0	2-5
1	9/16	CWS	71	1-0	6-7

TWINS IN EXTRA INNING GAMES (12-8)

DATE	OPPONENT	W/L	INN	RECORD AFTER	WINNER	LOSER	SAVE
April 7	Houston	W, 3-2	10	5-2	J. López	Stanek	--
April 11	Chicago-AL	W, 4-3	10	7-4	Jax	Scholtens	--
April 18	Boston	L, 4-5	10	10-7	Schreiber	Moran	--
May 2	Chicago-AL	L, 2-3	10	17-13	Lambert	Thielbar	--
May 4	Chicago-AL	W, 7-3	12	18-14	Pagán	Colomé	--
May 10	San Diego	W, 4-3	11	20-17	Jax	Tapia	--
May 15	Los Angeles-NL	L, 8-9	12	23-19	Bickford	J. López	--
May 29	Houston	W, 7-5	10	28-26	Duran	Abreu	--
June 9	Toronto	W, 3-2	10	32-32	Duran	Cimber	--
June 21	Boston	W, 5-4	10	37-38	Moran	Ort	--
June 25	Detroit	W, 6-3	10	40-39	Jax	White	Duran
July 7	Baltimore	L, 1-3	10	45-44	Bautista	Duran	--
July 23	Chicago-AL	W, 5-4	12	53-48	Pagán	Scholtens	--
July 24	Seattle	W, 4-3	10	54-48	J. López	Sewald	--
July 28	Kansas City	L, 5-8	10	54-51	Clarke	Duran	--
August 23	Milwaukee	L, 7-8	10	65-62	Peguero	Duran	--
August 27	Texas	W, 7-6	13	68-63	Floro	Hernández	--
August 30	Cleveland	L, 2-5	10	69-65	Stephan	Pagán	Clase
September 2	Texas	W, 9-7	10	71-65	Headrick	Chapman	Duran
October 1	Colorado	L, 2-3	11	87-75	Hollowell	Luplow	--

BULLPEN INFO

PLAYER NAME	1ST BATTER AVG	BB/9	K/9	SAVES/OPPS	HOLDS	IRS%
JHOAN DURAN	.269	3.61	12.13	27/32	1	0.0% (0/5)
KODY FUNDERBURK	.444	3.75	14.25	0/0	1	40.0% (2/5)
GRIFFIN JAX	.179	2.62	9.37	4/11	23	27.3% (3/11)
CHRIS PADDACK	.500	1.80	14.40	0/0	1	0.0% (0/0)
EMILIO PAGAN	.161	2.73	8.44	1/6	9	34.8% (8/23)
BROCK STEWART	.304	3.58	12.69	1/3	8	31.6% (6/19)
CALEB THIELBAR	.125	1.76	10.57	0/1	14	42.9% (6/14)
JORGE ALCALA	.000	5.19	8.31	0/1	2	0.0% (0/1)
JORDAN BALAZOVIC	.353	4.44	6.29	0/0	2	33.3% (4/12)
JOSE DE LEON	.000	2.60	8.83	0/0	0	0.0% (0/2)
DYLAN FLORO	.298	3.18	9.00	7/10	9	33.3% (5/15)
BRENT HEADRICK	.385	3.51	10.52	1/2	0	14.3% (1/7)
JORGE LOPEZ	.291	2.80	6.88	3/7	10	33.3% (2/6)
JOVANI MORAN	.216	5.74	10.20	0/1	9	20.0% (5/25)
OLIVER ORTEGA	.286	4.30	8.59	0/0	1	0.0% (0/1)
DERECK RODRIGUEZ	.000	13.50	0.00	0/0	0	0.0% (0/0)
COLE SANDS	.167	5.40	8.72	0/0	0	14.3% (1/7)
JOSH WINDER	.176	3.63	7.27	1/1	1	33.3% (1/3)
SIMEON WOODS RICHARDSON	1.000	5.79	9.64	0/0	0	0.0% (0/0)

TWINS HOME RUN DATA

MULTI-HOMER GAMES (11x)

- Gallo (4/2 at KC)
- Taylor (4/13 at NYY)
- Miranda (4/26 vs. NYY)
- Kirilloff (5/13 vs. CHC)
- Castro (5/27 vs. TOR)
- Buxton (6/22 vs. BOS)
- Buxton (7/21 vs. CWS)
- Wallner (7/26 vs. SEA)
- Jeffers (8/5 vs. ARI)
- Gallo (8/12 at PHI)

BACK-TO-BACK (11x)

- Taylor/Julien (4/13 at NYY)
- Julien/Correa (4/13 at NYY)
- Buxton/Correa (4/27 vs. KC)
- Gallo/Kirilloff (5/13 vs. CHC)
- Castro/Wallner (5/27 vs. TOR)
- Lewis/Kepler (6/20 vs. BOS)

BACK-TO-BACK (11x)

- Solano/Buxton (7/4 vs. KC)
- Polanco/Kepler (8/11 at PHI)
- Polanco/Kepler (8/16 vs. DET)
- Wallner/Farmer (9/13 vs. TB)
- Larnach/Jeffers (9/29 at COL)

BACK-TO-BACK-TO-BACK (1x)

- Taylor/Julien/Correa (4/13 at NYY)

WALK-OFF (2x)

- Correa (6/13 vs. MIL)
- Wallner (8/6 vs. ARI)

RUNNERS ON

- Solo - 138
- 2-run - 56
- 3-run - 21
- GS - 8

GRAND SLAM (8x)

- Correa (6/10 at TOR)
- Wallner (8/15 vs. DET)
- Lewis (8/27 vs. TEX)
- Lewis (8/28 vs. CLE)
- Lewis (9/4 at CLE)
- Lewis (9/15 at CWS)
- Wallner (9/26 vs. OAK)
- Larnach (9/30 at COL)

LEADOFF (5x)

- Kepler (4/3 at MIA)
- Kepler (4/28 vs. KC)
- Julien (5/24 vs. SF)
- Polanco (6/3 vs. CLE)
- Julien (9/27 vs. OAK)

TWINS MONTHLY BREAKDOWN

MONTH	BATTING					PITCHING					
	AVG	R	R/G	H	HR	W-L	IP	H	BB	K	ERA
MARCH	.297	2	2.00	11	0	1-0	9.0	2	5	11	0.00
APRIL	.234	132	4.71	217	38	16-12	249.2	214	71	274	3.60
MAY	.230	122	4.52	215	36	12-15	245.1	207	94	267	3.45
JUNE	.229	95	3.52	205	33	12-15	238.0	216	65	233	4.08
JULY	.256	119	4.96	210	34	13-11	216.1	198	62	242	4.62
AUGUST	.248	133	4.93	225	46	15-12	242.2	239	78	237	4.15
SEPTEMBER	.262	173	6.41	243	46	18-9	240.0	214	66	279	3.64
OCTOBER	.225	2	2.00	9	0	0-1	10.1	4	2	17	1.74

PLAYER	MULTI HIT	MULTI RBI	SEASON HIT-STREAK	SEASON HITS	2023 RECORD WHEN...		
					Runs	Scoring	Allowing
Byron Buxton	17	12	8, 4/25-5/4	3, 7/29	0	0- 11	12 - 0
Willi Castro	23	6	8, 5/12-5/21	3, 9/9	1	2- 15	14 - 2
Carlos Correa	25	14	9, 8/5-8/15	4, 7/3	2	5- 17	15 - 9
Kyle Farmer	14	10	10, 9/18-9/29	3, 9/9	3	9- 8	19 - 10
Joey Gallo	8	10	5, 4/24-4/28	4, 8/12	4	7- 10	12 - 9
Kyle Garlick	0	0	2, 5/26-6/3	1, 6/3	5	14- 4	3 - 8
Nick Gordon	2	2	5, 4/26-5/4	2, 5/14	6	7- 4	9 - 10
Ryan Jeffers	18	12	14, 7/15-8/9	3, 9/29	7	11- 5	3 - 11
Edouard Julien	23	9	9, 7/8-7/21	4, 8/16	8	9- 1	0 - 5
Max Kepler	33	14	8, 9/11-9/19	4, 9/27	9	8- 0	0 - 4
Alex Kirilloff	19	20	8, 7/29-9/8	3, 9/15	10+	15- 0	0 - 7
Trevor Larnach	7	8	4, 4/27-4/30	3, 4/2	Totals	87 - 75	87 - 75
Royce Lewis	14	12	8, 6/18-6/27	4, 6/9			
Jordan Luplow	2	0	3, 8/5-8/7	3, 8/7			
Jose Miranda	8	2	5, 4/19-4/23	3, 4/7			
Jorge Polanco	16	14	8, 4/21-4/29	3, 9/4			
Donovan Solano	29	9	11, 4/5-4/16	4, 9/26			
Andrew Stevenson	0	0	3, 9/17-9/23	1, 9/23			
Michael A. Taylor	15	15	7, 8/15-8/24	3, 6/4			
Christian Vázquez	22	8	6, 6/16-6/25	3, 7/26			
Matt Wallner	15	9	6, 9/12-9/17	4, 5/27			

OUTFIELD ASSISTS	
Willi Castro	3
Max Kepler	3
Joey Gallo	2
Matt Wallner	2
Jordan Luplow	1
Andrew Stevenson	1
Michael A. Taylor	1
Total	13

TWINS IN DOUBLEHEADERS IN 2023

DATE	OPPONENT	GAME 1 SCORE	GAME 2 SCORE
None			

TARGET FIELD ATTENDANCE

YEAR	TOTAL ATTENDANCE	DATES	AVERAGE
2010	3,223,640	81	39,798
2011	3,168,107	81	39,112
2012	2,776,354	81	34,275
2013	2,477,644	81	30,588
2014	2,250,606	81	27,785
2015	2,220,054	81	27,408
2016	1,963,912	81	22,092
2017	2,051,279	80	25,641
2018	1,959,197	81	24,187
2019	2,262,524	81	28,282
2021	1,310,199	80	16,377
2022	1,801,128	80	22,514
2023	1,974,124	81	24,372
TOTALS	29,438,768	1,050	28,036

TWINS PRE-ALL-STAR BREAK

PLAYER	AVG	G	AB	R	H	2B	3B	HR	RBI	SH	SF	HBP	BB	SO	SB	CS	GIDP	OBP
Buxton, B	.208	73	259	43	54	12	1	15	34	0	3	3	32	89	8	0	3	.300
Castro, W	.244	77	197	33	48	9	0	5	18	1	1	7	16	54	19	4	1	.321
Correa, C	.225	80	307	31	69	17	2	11	38	0	1	1	32	79	0	0	16	.299
De León, J	.000	1	0	0	0	0	0	0	0	0	0	0	0	0	0	0	0	.000
Farmer, K	.237	62	177	26	42	7	0	4	16	0	1	6	10	50	1	0	4	.299
Gallo, J	.186	69	199	28	37	8	1	15	28	0	0	2	31	95	0	0	2	.302
Garlick, K	.179	14	28	2	5	1	0	2	4	0	0	0	2	11	0	0	0	.233
Gordon, N	.176	34	91	13	16	5	1	2	7	1	0	0	1	11	0	0	1	.185
Jeffers, R	.256	51	133	19	34	8	1	4	11	3	0	6	15	46	0	1	4	.357
Julien, E	.271	43	133	19	36	10	0	7	13	1	2	1	16	50	1	0	1	.349
Kepler, M	.207	64	203	27	42	5	0	12	30	0	2	3	18	52	0	1	5	.279
Kirilloff, A	.273	56	172	16	47	9	0	4	18	0	0	6	21	49	0	0	0	.372
Larnach, T	.211	47	152	21	32	5	2	6	31	0	2	0	23	61	1	1	1	.311
Lewis, R	.326	26	95	11	31	2	0	4	15	0	0	1	3	28	1	0	1	.354
Miranda, J	.211	40	142	12	30	4	0	3	13	0	0	1	9	24	0	0	8	.263
Moran, J	.000	2	0	0	0	0	0	0	0	0	0	0	0	0	0	0	0	.000
Polanco, J	.250	30	120	11	30	9	0	5	16	0	0	0	7	29	1	0	1	.291
Sands, C	.000	1	0	0	0	0	0	0	0	0	0	0	0	0	0	0	0	.000
Solano, D	.281	78	217	21	61	19	0	4	22	0	0	5	27	55	0	0	3	.373
Taylor, M	.217	82	226	26	49	12	0	10	26	2	1	3	12	83	11	1	6	.264
Vázquez, C	.210	59	181	18	38	7	0	1	17	0	1	1	19	46	0	0	6	.287
Wallner, M	.368	11	19	3	7	1	0	1	4	0	0	3	3	4	1	1	0	.520
MINNESOTA	.232	91	3051	380	708	150	8	115	361	8	14	49	297	916	44	9	63	.309

PITCHER	W	L	ERA	G	GS	CG	SHO	SV	IP	H	R	ER	HR	HB	BB	SO	WP	BK	BAA
Alcala, J	0	1	6.46	10	0	0	0	0	15.1	13	12	11	4	1	8	12	0	0	.232
Balazovic, J	0	0	1.80	7	0	0	0	0	10.0	9	2	2	2	0	2	7	1	0	.243
Castro, W	0	0	0.00	2	0	0	0	0	1.1	1	0	0	0	0	0	0	0	0	.250
De León, J	0	1	4.67	13	1	0	0	0	17.1	16	10	9	2	1	5	17	0	0	.250
Duran, J	2	4	2.10	31	0	0	0	12	34.1	20	11	8	3	2	15	45	3	0	.174
Gray, S	4	3	2.89	18	18	0	0	0	99.2	88	32	32	3	1	39	101	0	1	.234
Headrick, B	2	0	5.40	8	0	0	0	1	15.0	12	9	9	2	1	7	18	0	0	.222
Jax, G	4	6	2.92	39	0	0	0	1	37.0	29	14	12	0	0	10	37	1	0	.210
López, J	2	2	4.80	32	0	0	0	3	30.0	30	18	16	6	5	10	24	1	0	.261
López, P	5	5	3.89	18	18	1	1	0	111.0	91	49	48	12	6	30	138	3	0	.220
Maeda, K	2	5	5.18	7	7	0	0	0	33.0	34	20	19	4	0	8	35	2	0	.266
Mahle, T	1	2	3.16	5	5	0	0	0	25.2	22	11	9	5	0	5	28	0	0	.227
Moran, J	1	2	4.79	35	0	0	0	0	35.2	31	21	19	3	0	20	42	2	0	.233
Ober, B	5	4	2.61	14	14	0	0	0	82.2	62	25	24	8	3	18	79	1	0	.207
Ortega, O	0	0	2.57	4	0	0	0	0	7.0	1	2	2	1	0	3	4	1	0	.045
Pagán, E	3	1	3.96	34	0	0	0	0	36.1	31	17	16	3	1	12	35	0	0	.225
Rodríguez, D	0	0	0.00	1	0	0	0	0	2.0	1	0	0	0	0	1	1	0	0	.143
Rodríguez, D	0	0	13.50	1	0	0	0	0	0.2	1	1	1	0	0	1	0	0	0	.500
Rodríguez, D	0	0	3.38	2	0	0	0	0	2.2	2	1	1	0	0	2	1	0	0	.222
Ryan, J	8	6	3.70	18	18	1	1	0	107.0	90	46	44	16	3	18	124	3	0	.222
Sands, C	0	0	4.97	8	0	0	0	0	12.2	14	7	7	3	0	9	13	1	0	.269
Stewart, B	2	0	0.70	25	0	0	0	1	25.2	15	2	2	1	1	11	35	1	0	.172
Thielbar, C	0	1	1.74	12	0	0	0	0	10.1	8	3	2	1	0	2	10	0	0	.216
Varland, L	3	3	5.30	10	10	0	0	0	56.0	60	33	33	14	1	16	54	2	0	.270
Winder, J	1	0	4.76	4	0	0	0	0	5.2	8	3	3	1	0	3	7	0	0	.333
Woods Richardson, S	0	0	9.64	1	0	0	0	0	4.2	7	5	5	1	0	3	5	0	0	.350
MINNESOTA	45	46	3.68	91	91	2	8	18	814.0	693	353	333	95	26	255	870	22	1	.228

STARTS BY POSITION

	C	1B	2B	SS	3B	LF	CF	RF	DH
BYRON BUXTON	0	0	0	0	0	0	0	0	80
WILLI CASTRO	0	0	4	1	23	33	29	2	0
CARLOS CORREA	0	0	0	134	0	0	0	0	0
KYLE FARMER	0	0	20	27	32	0	0	0	0
JOEY GALLO	0	36	0	0	0	34	6	6	1
KYLE GARLICK	0	0	0	0	0	3	0	5	0
NICK GORDON	0	0	8	0	0	4	11	0	0
RYAN JEFFERS	71	0	0	0	0	0	0	0	6
EDOUARD JULIEN	0	3	65	0	0	0	0	0	25
MAX KEPLER	0	0	0	0	0	0	0	110	2
ALEX KIRILLOFF	0	58	0	0	0	4	0	8	3
TREVOR LARNACH	0	0	0	0	0	34	0	11	2
ROYCE LEWIS	0	0	0	0	48	0	0	0	8
JORDAN LUPLOW	0	1	0	0	0	12	0	0	1
JOSE MIRANDA	0	0	0	0	35	0	0	0	3
JORGE POLANCO	0	0	54	0	11	0	0	0	13
DONOVAN SOLANO	0	64	10	0	13	0	0	0	8
ANDREW STEVENSON	0	0	0	0	0	1	6	0	0
MICHAEL A. TAYLOR	0	0	0	0	0	0	110	0	1
CHRISTIAN VAZQUEZ	91	1	0	0	0	0	0	0	1
MATT WALLNER	0	0	0	0	0	37	0	20	8

STARTS BY BATTING ORDER

	1	2	3	4	5	6	7	8	9
BYRON BUXTON	13	4	36	22	1	4	0	0	0
WILLI CASTRO	2	4	1	0	13	26	23	11	12
CARLOS CORREA	28	41	32	20	13	0	0	0	0
KYLE FARMER	0	1	1	15	13	16	18	9	6
JOEY GALLO	10	1	0	0	6	5	27	24	10
KYLE GARLICK	0	0	1	0	4	1	1	1	0
NICK GORDON	1	0	0	2	3	6	7	3	1
RYAN JEFFERS	0	0	1	3	8	20	16	21	8
EDOUARD JULIEN	55	24	2	2	4	2	1	2	1
MAX KEPLER	17	3	13	39	12	11	12	3	2
ALEX KIRILLOFF	1	13	24	17	8	6	1	1	2
TREVOR LARNACH	1	1	5	13	11	7	4	5	0
ROYCE LEWIS	0	6	17	6	11	14	2	0	0
JORDAN LUPLOW	1	2	5	1	2	0	0	2	1
JOSE MIRANDA	0	1	2	9	11	11	3	1	0
JORGE POLANCO	7	40	10	4	16	1	0	0	0
DONOVAN SOLANO	25	21	12	7	7	13	6	3	1
ANDREW STEVENSON	1	0	0	0	0	0	4	0	2
MICHAEL A. TAYLOR	0	0	0	0	1	0	4	16	90
CHRISTIAN VAZQUEZ	0	0	0	0	1	1	18	51	22
MATT WALLNER	0	0	0	2	17	18	15	9	4

2023 SCORING BY INNINGS

	1	2	3	4	5	6	7	8	9	XTRA	TOTAL
TWINS	85	89	104	74	57	87	109	82	61	30	778
OPPONENTS	63	80	78	78	65	57	99	54	61	24	659

TWINS POST-ALL-STAR BREAK

PLAYER	AVG	G	AB	R	H	2B	3B	HR	RBI	SH	SF	HBP	BB	SO	SB	CS	GDP	OBP
Buxton, B	.200	12	45	6	9	5	0	2	8	0	1	1	3	20	1	0	0	.260
Castro, W	.273	47	161	27	44	9	5	4	16	1	2	5	18	45	14	1	4	.360
Correa, C	.237	55	207	29	49	12	0	7	27	0	2	3	27	52	0	0	14	.331
Farmer, K	.270	58	159	23	43	7	2	7	30	0	1	2	13	36	1	4	3	.331
Gallo, J	.157	42	83	11	13	1	0	6	12	0	0	0	17	47	1	1	1	.300
Jeffers, R	.294	45	153	27	45	7	1	10	32	1	2	4	18	47	3	1	2	.379
Julien, E	.259	66	205	41	53	6	1	9	24	0	1	1	48	78	2	0	7	.400
Kepler, M	.306	66	235	45	72	17	2	12	36	0	2	1	27	54	1	0	4	.377
Kirilloff, A	.266	32	109	19	29	5	1	7	23	0	3	1	7	31	1	0	2	.308
Larnach, T	.226	11	31	5	7	2	1	2	9	0	0	0	4	11	0	0	1	.314
Lewis, R	.295	32	122	25	36	5	0	11	37	0	0	1	17	27	5	1	4	.386
Luplow, J	.206	32	63	10	13	3	0	2	4	0	0	1	9	19	2	1	1	.315
Paddack, C	.000	1	0	0	0	0	0	0	0	0	0	0	0	0	0	0	0	.000
Pagán, E	.000	1	0	0	0	0	0	0	0	0	0	0	0	0	0	0	0	.000
Polanco, J	.258	50	182	27	47	9	0	9	32	0	3	2	29	59	3	0	1	.361
Solano, D	.282	56	177	22	50	7	1	1	16	0	1	10	13	45	0	0	5	.363
Stevenson, A	.189	25	37	4	7	1	0	0	1	0	0	1	2	8	4	1	0	.250
Taylor, M	.225	47	129	22	29	2	0	11	25	1	0	0	14	47	2	0	1	.301
Vázquez, C	.240	43	146	16	35	6	0	5	15	1	0	0	6	36	1	0	5	.270
Wallner, M	.237	65	194	39	46	10	1	13	37	0	0	10	25	76	1	0	1	.354
MINNESOTA	.257	71	2438	398	627	114	16	118	384	4	18	43	297	738	42	10	56	.346

PITCHER	W	L	ERA	G	GS	CG	SHO	SV	IP	H	R	ER	HR	HB	BB	SO	WP	BK	BAA
Alcala, J	0	0	4.50	1	0	0	0	0	2.0	1	1	1	1	0	2	4	0	0	.143
Balazovic, J	1	0	6.28	11	0	0	0	0	14.1	17	11	10	3	0	10	10	2	0	.293
Castro, W	0	0	27.00	1	0	0	0	0	1.0	2	3	3	0	0	2	0	0	0	.500
Duran, J	1	2	2.89	28	0	0	0	15	28.0	26	14	9	3	2	10	39	5	0	.243
Flores, D	2	1	5.29	19	0	0	0	0	17.0	22	10	10	1	2	6	17	0	0	.324
Funderburk, K	2	0	0.75	11	0	0	0	0	12.0	6	1	1	1	1	5	19	0	0	.146
Gray, S	4	5	2.67	14	14	0	0	0	84.1	68	27	25	5	5	16	82	6	0	.217
Headrick, B	1	0	7.59	6	0	0	0	0	10.2	15	9	9	5	3	3	12	1	0	.319
Jax, G	2	4	5.08	32	0	0	0	3	28.1	29	16	16	5	4	9	31	0	0	.259
Keuchel, D	2	1	5.97	10	6	0	0	0	37.2	45	25	25	3	2	18	25	2	0	.298
López, J	0	0	5.25	12	0	0	0	0	12.0	13	7	7	4	0	2	14	0	0	.271
López, P	6	3	3.36	14	14	0	0	0	83.0	85	32	31	12	3	18	96	4	0	.262
Luplow, J	0	1	13.50	2	0	0	0	0	1.1	1	3	2	1	1	0	0	1	0	.200
Maeda, K	4	3	3.79	14	13	0	0	0	71.1	60	30	30	13	3	20	82	0	0	.226
Moran, J	1	0	8.10	8	0	0	0	0	6.2	4	6	6	0	0	7	6	0	0	.182
Ober, B	3	2	4.52	12	12	0	0	0	61.2	63	33	31	14	4	11	67	0	0	.263
Ortega, O	0	1	5.87	6	0	0	0	0	7.2	10	5	5	1	1	4	10	0	0	.313
Paddack, C	1	0	5.40	3	0	0	0	0	5.0	6	3	3	1	0	1	8	1	0	.286
Pagán, E	2	1	1.91	32	1	0	0	1	33.0	14	9	7	2	0	9	30	2	0	.127
Ryan, J	3	4	6.09	11	11	0	0	0	54.2	65	37	37	16	3	16	73	0	0	.294
Sands, C	0	0	2.00	7	0	0	0	0	9.0	6	3	2	1	0	4	8	2	0	.182
Stewart, B	0	0	0.00	3	0	0	0	0	2.0	4	0	0	0	0	4	4	0	0	.400
Thielbar, C	3	0	3.98	24	0	0	0	0	20.1	15	9	9	6	0	4	26	1	0	.197
Varland, L	1	0	1.50	7	0	0	0	0	12.0	6	2	2	0	0	1	17	0	0	.150
Winder, J	1	1	4.03	15	0	0	0	1	29.0	27	13	13	2	0	11	21	1	0	.252
MINNESOTA	42	29	4.11	71	71	0	4	20	637.1	601	306	291	99	37	188	690	29	0	.247

2023 WALK-OFF VICTORIES (10)

DATE	SCORE	NOTES
4/7 vs. HOU	3-2	Kyle Farmer hit a walk-off single off Ryne Stanek in the 10th, scoring Trevor Larnach
4/11 vs. CWS	4-3	Willi Castro scores on an error by third baseman Hanser Alberto in the 10th
5/10 vs. SD	4-3	Alex Kirilloff hit a walk-off single off Domingo Tapia in the 11th, scoring Max Kepler
6/1 vs. CLE	7-6	Willi Castro hit a walk-off sacrifice fly off Eli Morgan in the 9th, scoring Ryan Jeffers
6/13 vs. MIL	7-5	Carlos Correa hit a walk-off two-run home run off Devin Williams in the 9th
6/21 vs. BOS	5-4	Kyle Farmer hit a walk-off single off Caleb Ort in the 10th, scoring Willi Castro
7/23 vs. SEA	5-4	Ryan Jeffers hit a walk-off single off Jesse Scholtens in the 12th, scoring Kyle Farmer
7/24 vs. CWS	4-3	Carlos Correa hit walk-off single off Paul Sewald in 10th, scoring Donovan Solano
8/6 vs. AZ	5-3	Matt Wallner hit a walk-off two-run home run off Paul Sewald in the ninth
8/27 vs. TEX	7-6	Michael A Taylor drew a bases-loaded walk off Jonathan Hernández in the 13th



OPPONENTS



MAJOR LEAGUE BASEBALL



Rob Manfred succeeded Bud Selig as Commissioner on January 25, 2015.

1271 Avenue of the Americas
 New York, NY 10020
 (212) 931-7800
 FAX: (212) 949-5654
 www.MLB.com



OFFICE OF THE COMMISSIONER

EXECUTIVES

Rob Manfred	Commissioner of Baseball
Allan H. (Bud) Selig	Commissioner Emeritus
Pat Courtney	Chief Communications Officer
Noah Garden	Chief Revenue Officer
Dan Halem	Deputy Commissioner, Baseball Administration and Chief Legal Officer
Chris Marinak	Chief Operations & Strategy Officer
Tony Reagins	Chief Baseball Development Officer
Bob Starkey	Chief Financial Officer & Senior Advisor
Karin Timpone	Executive Vice President, Chief Marketing Officer
Lara Pitaro Wisch	Executive Vice President & General Counsel

COMMUNICATIONS

(212) 931-7878; FAX (212) 949-5654

Chief Communications Officer	Pat Courtney
Senior Vice President, Communications	Matt Bourne
Vice President, Communications	John Blundell, Mike Teevan
Vice President, Corporate Communications	Steve Arocho
Senior Director, Business Communications	Ileana Peña
Director, Communications	Donald Muller
Director, Business & Technology Communications	David Hochman
Senior Manager, Communications	Yolayna Alvarez
Senior Manager, Communications, Minor League Baseball	Jeff Lantz
Senior Coordinator, Corporate Communications	Abigayle Goodman
Senior Coordinator, Communications	Julie Lopez
Executive Assistant, Communications	Ginger Dillon
Official Historian	John Thorn

BROADCASTING

Executive Vice President, Media and Business Development	Kenny Gersh
Senior Vice President, Broadcast Products & Services	Ryan Zander
Senior Vice President, Business Development and Global Media	Dominic Balsamo
Vice President, Broadcasting & Scheduling	Chuck Torres
Director, International Programming & Operations	Daryl Martins
Senior Manager, Broadcasting	Dewey Gong
Manager, Broadcasting and Scheduling	Paul Koehler

LABOR RELATIONS

Senior Vice President, Deputy General Counsel, Labor Relations	Patrick Houlihan
Vice President, Drug, Health & Safety Programs	Jon Coyles
Vice President & Deputy General Counsel	Kasey Sanossian
Director, Drug, Health & Safety Programs	Lindsey Ingraham
Senior Counsel	Vanish Grover, Justin Wiley
Senior Coordinator, Drug, Health & Safety Programs	Isabel Caro
Coordinator, Drug, Health & Safety Programs	Mary Ney
EAP, Latin America	Francisco Cedano



CHICAGO WHITE SOX

333 West 35th St., Chicago, IL 60616
(312) 674-1000

SERIES RESULTS, LAST 20 YEARS

YEAR	HOME	ROAD	TOTALS
2004	4-6	6-3	10-9
2005	3-6	4-5	7-11
2006	5-5	5-4	10-9
2007	5-4	4-5	9-9
2008	8-1	2-8	10-9
2009	7-2	5-4	12-6
2010	6-3	7-2	13-5
2011	3-6	6-3	9-9
2012	2-7	2-7	4-14
2013	5-5	6-3	11-8
2014	6-4	4-5	10-9
2015	8-2	5-4	13-6
2016	4-6	3-6	7-12
2017	6-3	6-4	12-7
2018	7-3	5-4	12-7
2019	6-3	7-3	13-6
2020	2-1	3-4	5-5
2021	4-5	2-8	6-13
2022	6-4	4-5	10-9
2023	5-1	4-3	9-4
SINCE '61	285-212-2	243-257-1	528-469-3

Stadium (Capacity)..... Guaranteed Rate Field (40,615), opened 1991
Dimensions (L-C-R)..... 330-400-335

Chairman..... Jerry Reinsdorf
Senior Vice President, General Manager..... Chris Getz
Field Manager..... Pedro Grifol (1st season w/CWS)
Senior Director, Media Relations..... Bob Beghtol
Assistant Director, Media Relations..... Ray Garcia

2023 Record..... 61-101, fourth place AL Central

2023 Twins vs. Chicago

4/10..... CWS..... L..... 3-4	9/15..... at CWS..... W..... 10-2
4/11..... CWS..... W..... 4-3	9/16..... at CWS..... L..... 6-7
4/12..... CWS..... W..... 3-1	9/17..... at CWS..... W..... 4-0
5/2..... at CWS..... L..... 2-3	
5/3..... at CWS..... L..... 4-6	
5/4..... at CWS..... W..... 7-3	
7/21..... CWS..... W..... 9-4	
7/22..... CWS..... W..... 3-2	
7/23..... at CWS..... W..... 5-4	
9/14..... at CWS..... W..... 10-2	

Last Minnesota Sweep at MIN at CWS
3-Game July 21-23, 2023 August 27-29, 2019
4-Game Sept. 28-Sept. 30, 2018 June 22-24, 1979
Last Chicago Sweep at MIN at CWS
3-Game April 11-14, 2016 June 29-July 1, 2021
4-Game Never June 6-9, 2008

Won-Lost Record at Stadium

Metropolitan Stadium (1961-1981)..... 101-70-2
Metrodome (1982-2009)..... 114-89
Target Field (2010-present)..... 70-53
Comiskey Park (1961-1990)..... 117-114
Milwaukee County Stadium (1968-1969)..... 2-0
Guaranteed Rate Field (1991-present)..... 124-143-1



CLEVELAND GUARDIANS

2401 Ontario St., Cleveland, OH 44115
(216) 420-4200

SERIES RESULTS, LAST 20 YEARS

YEAR	HOME	ROAD	TOTALS
2004	7-2	5-5	12-7
2005	5-4	4-6	9-10
2006	6-3	5-5	11-8
2007	2-7	2-7	4-14
2008	7-2	3-6	10-8
2009	6-3	4-5	10-8
2010	6-3	6-3	12-6
2011	4-5	3-6	7-11
2012	6-3	6-3	12-6
2013	3-7	3-6	6-13
2014	4-5	4-6	8-11
2015	6-3	6-4	12-7
2016	4-5	5-5	9-10
2017	1-9	6-3	7-12
2018	5-4	4-6	9-10
2019	4-6	5-4	9-10
2020	6-1	1-2	7-3
2021	5-4	6-4	11-8
2022	3-6	3-7	6-13
2023	3-4	3-3	6-7
SINCE '61	244-224-1	207-257	451-481-1

Stadium (Capacity)..... Progressive Field (34,830), opened 1994
Dimensions (L-C-R)..... 325-405-325

Chairman & Chief Executive Officer..... Paul J. Dolan
President, Baseball Operations..... Chris Antonetti
General Manager..... Mike Chernoff
Field Manager..... Terry Francona (11th season w/CLE)
Director, Baseball Information & Player Relations..... Bart Swain
Director, Communications & Player Relations..... Court Berry-Tripp
Manager, Communications..... Austin Controulis

2023 Record..... 76-86, third place AL Central

2023 Twins vs. Cleveland

5/5..... at CLE..... W..... 2-0	9/4..... at CLE..... W..... 20-6
5/6..... at CLE..... L..... 3-4	9/5..... at CLE..... W..... 8-3
5/7..... at CLE..... L..... 0-2	9/6..... at CLE..... L..... 1-2
6/1..... CLE..... W..... 7-6	
6/2..... CLE..... W..... 1-0	
6/3..... CLE..... L..... 2-4	
6/4..... CLE..... L..... 1-2	
8/28..... CLE..... W..... 10-6	
8/29..... CLE..... L..... 2-4	
8/30..... CLE..... L..... 2-5	

Last Minnesota Sweep at MIN at CLE
3-Game September 9-11, 2022 June 23-25, 2017
4-Game June 7-10, 1991 Never
Last Cleveland Sweep at MIN at CLE
3-Game September 9-11, 2022 August 29-31, 2016
4-Game June 16-18, 2017 April 8-11, 2002

Won-Lost Record at Stadium

Metropolitan Stadium (1961-1981)..... 75-70-1
Metrodome (1982-2009)..... 109-89
Target Field (2010-present)..... 59-64
Hiram Bithorn Stadium (2018)..... 1-1
Cleveland Stadium (1961-1993)..... 96-116
Progressive Field (1994-present)..... 111-141



DETROIT TIGERS

2100 Woodward Ave., Detroit, MI 48201
(313) 471-2000

SERIES RESULTS, LAST 20 YEARS

Stadium (Capacity)..... Comerica Park (41,083), opened 2000
Dimensions (L-C-R)..... 342-412-330

President and CEO, Iltich Holdings Inc./Chairman and CEO, Detroit Tigers... Christopher Iltich
President, Baseball Operations..... Scott Harris
Field Manager..... A.J. Hinch (3rd season w/DET)
Senior Vice President, Communications & Broadcasting..... Ron Colangelo
Director, Media Relations..... Chad Crunk

2023 Record..... 78-84, second place AL Central

2023 Twins vs. Detroit

6/15.....DET.....L.....4-8	8/10.....at DET.....L.....0-3
6/16.....DET.....L.....1-7	8/15.....DET.....W.....5-3
6/17.....DET.....W.....2-0	8/16.....DET.....L.....7-8
6/18.....DET.....L.....4-6	
6/23.....at DET.....W.....4-1	
6/24.....at DET.....L.....2-3	
6/25.....at DET.....W.....6-3	
8/7.....at DET.....W.....9-3	
8/8.....at DET.....L.....0-6	
8/9.....at DET.....L.....5-9	

YEAR	HOME	ROAD	TOTALS
2004	5-5	7-2	12-7
2005	7-2	4-6	11-8
2006	6-4	2-7	8-11
2007	1-8	5-4	6-12
2008	6-3	5-4	11-7
2009	8-2	4-5	12-7
2010	7-2	2-7	9-9
2011	2-7	2-7	4-14
2012	2-7	6-3	8-10
2013	4-5	4-6	8-11
2014	5-4	5-5	10-9
2015	5-5	3-6	8-11
2016	0-9	4-6	4-15
2017	4-5	7-3	11-8
2018	7-3	5-4	12-7
2019	6-3	8-2	14-5
2020	6-1*	0-3	6-4
2021	7-3	4-5	11-8
2022	7-2	4-6	11-8
2023	2-4	3-4	5-8
SINCE '61	259-210*	232-233-1	491-443-1

*Home record includes 1-0 as visiting team in home ballpark...Twins were visitors as part of doubleheader

Last Minnesota Sweep..... **at MIN**..... **at DET**
3-Game..... April 26-28, 2022..... September 24-26, 2019
4-Game..... July 8-11, 2021..... September 21-24, 2017

Last Detroit Sweep..... **at MIN**..... **at DET**
3-Game..... September 20-22, 2016..... July 17-18, 2021
4-Game..... Never..... May 27-29, 1983

Won-Lost Record at Stadium

Metropolitan Stadium (1961-1981)..... 81-67
Metrodome (1982-2009)..... 114-83
Target Field (2010-present)..... 64-60
Tiger Stadium (1961-1999)..... 127-125-1
Comerica Park (2000-present)..... 105-108



HOUSTON ASTROS

P.O. Box 288, Houston, TX 77001-0288
(713) 259-8900

ALL-TIME SERIES RESULTS

Stadium (Capacity)..... Minute Maid Park (41,168), opened 2000
Dimensions (L-C-R)..... 315-409-326

Owner and Chairman..... Jim Crane
General Manager..... Dana Brown
Field Manager..... Dusty Baker (4th season w/HOU)
Vice President, Communications..... Gene Dias
Director, Communications..... Steve Grande

2023 Record..... 90-72, first place AL West

2023 Twins vs. Houston

4/7.....HOU.....W.....3-2	5/29.....at HOU.....W.....7-5
4/8.....HOU.....W.....9-6	5/30.....at HOU.....L.....1-5
4/9.....HOU.....L.....1-5	5/31.....at HOU.....W.....8-2

YEAR	HOME	ROAD	TOTALS
1997	--	2-1	2-1
1998	--	1-1	1-1
1999	1-2	--	1-2
2000	--	2-1	2-1
2001	2-1	--	2-1
2006	--	2-1	2-1
2009	1-2	--	1-2
2013	3-0	2-1	5-1
2014	1-2	2-1	3-3
2015	2-1	1-2	3-3
2016	1-3	1-2	2-5
2017	0-3	1-2	1-5
2018	2-1	0-3	2-4
2019	3-1	1-2	4-3
2021	1-2	3-1	4-3
2022	0-3	0-3	0-6
2023	2-1	2-1	4-2
ALL-TIME	19-22	20-22	39-44

Won-Lost Record at Stadium

Metrodome (1999-2009)..... 4-5
Target Field (2013-present)..... 15-17
Astrodome (1997-1999)..... 5-3
Minute Maid Park (2000-present)..... 17-20

Last Minnesota Sweep..... **at MIN**..... **at HOU**
3-Game..... August 2-4, 2013..... Never
4-Game..... Never..... Never

Last Houston Sweep..... **at MIN**..... **at HOU**
3-Game..... May 10-12, 2022..... August 23-25, 2022
4-Game..... Never..... Never



KANSAS CITY ROYALS

One Royal Way, Kansas City, MO 64129
(816) 921-8000

Stadium (Capacity) Kauffman Stadium (37,903), opened 1973
Dimensions (L-C-R) 330-410-330

Chairman and CEO John Sherman
Executive Vice President/General Manager J.J. Picollo
Field Manager Matt Quattraro (1st season w/KC)
Vice President, Communications Sam Mellinger
Director, Media Relations Nick Kappel

2023 Record 56-106, fifth place AL Central

2023 Twins vs. Kansas City

3/30 at KC W 2-0	7/28 at KC L 5-8
4/1 at KC W 2-0	7/29 at KC L 7-10
4/2 at KC W 7-4	7/30 at KC L 1-2
4/27 KC W 7-1	
4/28 KC W 8-6	
4/29 KC L 2-3	
4/30 KC W 8-4	
7/3 KC W 8-4	
7/4 KC W 9-4	
7/5 KC W 5-0	

Last Minnesota Sweep at MIN at KC
3-Game July 3-5, 2023 March 30-April 2, 2023
4-Game June 29-July 2, 1970 June 2-5, 2011

Last Kansas City Sweep at MIN at KC
3-Game October 2-4, 2015 July 28-30, 2023
4-Game May 7-10, 1999 August 18-21, 2016

SERIES RESULTS, LAST 20 YEARS

YEAR	HOME	ROAD	TOTALS
2004	8-1	4-6	12-7
2005	6-3	7-3	13-6
2006	5-4	7-3	12-7
2007	5-4	4-5	9-9
2008	5-4	7-2	12-6
2009	5-4	7-2	12-6
2010	7-2	6-3	13-5
2011	6-3	4-5	10-8
2012	5-4	6-3	11-7
2013	2-8	2-7	4-15
2014	5-5	3-6	8-11
2015	2-7	5-5	7-12
2016	3-6	1-9	4-15
2017	6-3	5-5	11-8
2018	7-2	2-8	9-10
2019	8-2	6-3	14-5
2020	3-1	2-4	5-5
2021	4-5	5-5	9-10
2022	8-2	4-5	12-7
2023	6-1	3-3	9-4
SINCE '61	244-188	209-229	453-414

Won-Lost Record at Stadium

Metropolitan Stadium (1969-1981) 59-47
Metrodome (1982-2009) 113-90
Target Field (2010-present) 72-51
Municipal Stadium (1969-1972) 17-19
Kauffman Stadium (1973-present) 192-210



LOS ANGELES ANGELS

2000 Gene Autry Way, Anaheim, CA 92806
(714) 940-2000

Stadium (Capacity) Angel Stadium (45,603), opened 1966
Dimensions (L-C-R) 347-396-348

Owners Arte & Carole Moreno
President John Carpino
General Manager Perry Minasian
Field Manager Phil Nevin (2nd season w/LAA)
Senior Director, Communications Adam Chodzko
Senior Manager, Communications Matt Birch

2023 Record 73-89, fourth place AL West

2023 Twins vs. Los Angeles

5/19 at LAA L 4-5	9/22 LAA W 8-6
5/20 at LAA W 6-2	9/23 LAA L 0-1
5/21 at LAA L 2-4	9/24 LAA W 9-3

Last Minnesota Sweep at MIN at LAA
3-Game April 15-17, 2016 May 20-23, 2019
4-Game September 27-30, 1993 September 22-25, 1988

Last Los Angeles Sweep at MIN at LAA
3-Game July 31-August 2, 2009 June 24-26, 2014
4-Game September 4-7, 2014 Never

SERIES RESULTS, LAST 20 YEARS

YEAR	HOME	ROAD	TOTALS
2003	2-1	2-4	4-5
2004	3-3	1-2	4-5
2005	3-4	1-2	4-6
2006	1-2	1-2	2-4
2007	2-1	1-5	3-6
2008	1-3	2-2	3-5
2009	3-3	1-3	4-6
2010	2-1	3-1	5-2
2011	1-2	2-4	3-6
2012	3-3	0-3	3-6
2013	3-0	2-1	5-1
2014	0-4	0-3	0-7
2015	1-3	1-2	2-5
2016	3-0	1-2	4-2
2017	2-1	3-1	5-2
2018	1-2	2-2	3-4
2019	2-1	3-0	5-1
2021	1-3	1-2	2-5
2022	1-2	1-2	2-4
2023	2-1	1-2	3-3
SINCE '61	180-195	177-193	357-387

Won-Lost Record at Stadium

Metropolitan Stadium (1961-1981) 83-89
Metrodome (1982-2009) 75-82
Target Field (2010-present) 22-23
Wrigley Field (1961) 4-5
Dodger Stadium (1962-1965) 19-17
Angel Stadium (1966-present) 154-171





NEW YORK YANKEES

One East 161st St., Bronx, NY 10451
(718) 293-4300

Stadium (Capacity).....Yankee Stadium (46,537), opened 2009
Dimensions (L-C-R).....318-408-314

Managing General Partner/ChairpersonHarold Z. Steinbrenner
General Partner/Vice Chairperson Jennifer Steinbrenner Swindal/Jessica Steinbrenner
President Randy Levine, Esq.
Senior Vice President/General Manager Brian Cashman
Field Manager Aaron Boone (6th season w/NYY)
Vice President, Communications & Media Relations Jason Zillo
Senior Director, Communications & Media Relations Michael Margolis

2023 Record82-80, fourth place AL East

2023 Twins vs. New York

4/13at NYYW..... 11-2 4/24 NYY.....W..... 6-1
4/14at NYYW..... 4-3 4/25 NYY.....W..... 6-2
4/15at NYYL..... 1-6 4/26 NYY.....L..... 6-12
4/16at NYYL..... 0-2

Last Minnesota Sweep at MIN at NYY
3-GameSeptember 6-8, 1991 August 9-11, 1968
4-GameJuly 3-5, 1967 Never

Last New York Sweep at MIN at NYY
3-GameJuly 7-9, 2009 August 19-21, 2021
4-GameJuly 1-4, 2013 April 23-26, 2018

SERIES RESULTS, LAST 20 YEARS

YEAR	HOME	ROAD	TOTALS
2003	0-4	0-3	0-7
2004	2-1	0-3	2-4
2005	2-1	1-2	3-3
2006	2-1	1-2	3-3
2007	1-2	1-3	2-5
2008	4-3	0-3	4-6
2009	0-3	0-4	0-7
2010	1-2	1-2	2-4
2011	1-3	1-3	2-6
2012	1-2	2-2	3-4
2013	0-4	2-1	2-5
2014	1-3	2-1	3-4
2015	1-2	0-3	1-5
2016	1-3	1-2	2-5
2017	2-1	0-3	2-4
2018	2-1	0-4	2-5
2019	1-2	1-2	2-4
2021	1-2	0-4	1-6
2022	1-2	1-3	2-5
2023	2-1	2-2	4-3
SINCE '61	146-182	120-202-1	268-384-1

Won-Lost Record at Stadium

Metropolitan Stadium (1961-1981) 69-77
Metrodome (1982-2009) 64-77
Target Field (2010-present) 15-28
Yankee Stadium I (1961-73;76-08) 103-159-1
Shea Stadium (1974-1975) 4-7
Yankee Stadium II (2009-present) 13-36



OAKLAND ATHLETICS

7000 Coliseum Way, Oakland, CA 94621
(510) 638-4900

Stadium (Capacity).....Oakland Coliseum (46,847), opened 1966
Dimensions (L-C-R).....330-400-330

Owner/Managing Partner John Fisher
President Dave Kaval
Senior Advisor to the Managing Partner Billy Beane
General Manager David Forst
Field Manager Mark Kotsay (2nd season w/OAK)
Director, Baseball Communications Mark Ling
Manager, Baseball Information Mike Selleck
Manager, Baseball Communications Olivia Hummer

2023 Record 50-112, fifth place AL West

2023 Twins vs. Oakland

7/14at OAKW..... 5-4 9/26 OAK.....W..... 11-3
7/15at OAKW..... 10-7 9/27 OAK.....W..... 6-4
7/16at OAKW..... 5-4 9/28 OAK.....L..... 1-2

Last Minnesota Sweep at MIN at OAK
3-GameMay 6-8, 2022 July 14-16, 2023
4-GameJuly 12-15, 2007 August 13-15, 1993

Last Oakland Sweep at MIN at OAK
3-GameApril 7-10, 2014 April 20-21, 2021
4-GameApril 9-12, 1981 September 19-22, 2013

SERIES RESULTS, LAST 20 YEARS

YEAR	HOME	ROAD	TOTALS
2003	6-0	2-1	8-1
2004	1-3	1-2	2-5
2005	1-3	3-3	4-6
2006	5-1	1-3	6-4
2007	4-0	1-2	5-2
2008	2-1	3-4	5-5
2009	1-2	3-4	4-6
2010	4-2	2-1	6-3
2011	1-2	3-2	4-4
2012	3-3	1-2	4-5
2013	1-2	0-4	1-6
2014	0-3	1-3	1-6
2015	3-1	1-2	4-3
2016	2-1	0-3	2-4
2017	2-1	1-2	3-3
2018	1-3	1-2	2-5
2019	2-2	1-2	3-4
2021	1-2	0-3	1-5
2022	3-0	2-1	5-1
2023	2-1	3-0	5-1
SINCE '68*	180-140	136-176	316-316

*excludes 1961-1967 vs. Kansas City Athletics

Won-Lost Record at Stadium

Metropolitan Stadium (1968-1981) 69-46
Metrodome (1982-2009) 86-71
Target Field (2010-present) 25-23
Oakland Coliseum (1968-present) 136-176



SEATTLE MARINERS

1250 First Avenue South, Seattle, WA 98134
 Mailing Address: P.O. Box 4100, Seattle, WA 98194
 (206) 346-4000

Stadium (Capacity)..... T-Mobile Park (47,480), opened 1999
 Dimensions (L-C-R)..... 331-401-326

Chairman & Managing Partner..... John Stanton
 President, Baseball Operations..... Jerry Dipoto
 Executive Vice President & General Manager..... Justin Hollander
 Field Manager..... Scott Servais (8th season w/SEA)
 Vice President, Communications..... Tim Hevly

2023 Record..... 88-74, third place AL West

2023 Twins vs. Seattle

7/17 at SEA..... L..... 6-7 7/24 SEA..... W..... 4-3
 7/18 at SEA..... W..... 10-3 7/25 SEA..... L..... 7-9
 7/19 at SEA..... W..... 6-3 7/26 SEA..... L..... 7-8
 7/20 at SEA..... L..... 0-5

Last Minnesota Sweep at MIN at SEA
 3-Game..... July 30-August 1, 2010..... May 27-29, 2016
 4-Game..... April 25-28, 1991..... Never

Last Seattle Sweep at MIN at SEA
 3-Game..... September 13-15, 1996..... May 25-27, 2018
 4-Game..... May 29-June 1, 2003..... Never

SERIES RESULTS, LAST 20 YEARS

YEAR	HOME	ROAD	TOTALS
2003	1-5	2-1	3-6
2004	3-0	2-4	5-4
2005	3-1	3-3	6-4
2006	4-1	1-2	5-3
2007	1-2	5-1	6-3
2008	3-0	2-4	5-4
2009	4-3	1-2	5-5
2010	3-0	3-4	6-4
2011	2-4	1-1	3-5
2012	1-3	1-5	2-8
2013	2-1	2-2	4-3
2014	2-1	3-1	5-2
2015	2-2	2-1	4-3
2016	1-2	3-0	4-2
2017	2-2	1-2	3-4
2018	1-2	0-3	1-5
2019	2-1	3-1	5-2
2021	1-2	1-2	2-4
2022	2-2	2-1	4-3
2023	1-2	2-2	3-4
SINCE '61	125-113-1	106-130	231-243-1

Won-Lost Record at Stadium

Metropolitan Stadium (1977-1981)..... 17-18-1
 Metrodome (1982-2009)..... 86-71
 Target Field (2010-present)..... 22-24
 Kingdome (1977-1999)..... 61-75
 T-Mobile Park (1999-present)..... 45-55



TAMPA BAY RAYS

One Tropicana Drive, St. Petersburg, FL 33705
 (727) 825-3242

Stadium (Capacity)..... Tropicana Field (25,025), opened 1990
 Dimensions (L-C-R)..... 315-404-322

Principal Owner..... Stuart Sternberg
 Presidents..... Brian Auld & Matt Silverman
 President, Baseball Operations..... Erik Neander
 Senior Vice President Baseball Operations, General Manager..... Peter Bendix
 Field Manager..... Kevin Cash (9th season w/TB)
 Vice President, Communications & Baseball Information..... Jason Wallace

2023 Record..... 99-63, second place AL East

2023 Twins vs. Tampa Bay

6/6 at TB..... L..... 0-7 9/11 TB..... L..... 4-7
 6/7 at TB..... L..... 1-2 9/12 TB..... W..... 3-2
 6/8 at TB..... L..... 2-4 9/13 TB..... L..... 4-5

Last Minnesota Sweep at MIN at TB
 3-Game..... July 1-3, 2005..... May 6-8, 2005
 4-Game..... July 17-20, 2006..... Never

Last Tampa Bay Sweep at MIN at TB
 3-Game..... July 18-20, 2014..... June 6-8, 2023
 4-Game..... Never..... July 8-11, 2013

SERIES RESULTS, LAST 20 YEARS

YEAR	HOME	ROAD	TOTALS
2003	3-0	3-0	6-0
2004	3-3	1-2	4-5
2005	3-0	3-0	6-0
2006	4-0	2-1	6-1
2007	2-2	1-2	3-4
2008	1-1	2-2	3-3
2009	2-1	1-2	3-3
2010	1-3	2-2	3-5
2011	2-4	1-3	3-7
2012	0-3	1-2	1-5
2013	1-2	0-4	1-6
2014	0-3	2-1	2-4
2015	2-1	2-1	4-2
2016	1-3	2-1	3-4
2017	1-2	1-2	2-4
2018	3-1	0-3	3-4
2019	2-1	3-1	5-2
2021	2-1	1-2	3-3
2022	2-1	2-1	4-2
2023	1-2	0-3	1-5
ALL-TIME	49-44	39-48	88-92

Won-Lost Record at Stadium

Metrodome (1998-2009)..... 31-17
 Target Field (2010-present)..... 18-27
 Tropicana Field (1998-present)..... 39-48





TEXAS RANGERS

734 Stadium Drive, Arlington, TX 76011
(817) 533-1972

Stadium (Capacity).....Globe Life Field (40,518), opened 2020
Dimensions (L-C-R).....329-407-326

Managing Partner and Majority Owner.....Ray Davis
Executive Committee.....Bob Simpson
Executive Vice President and General Manager.....Chris Young
Field Manager.....Bruce Bochy (1st season w/TEX)
Vice President, Baseball Communications.....Rich Rice
Director, Baseball Communications.....Will Nadal

2023 Record.....90-72, second place AL West

2023 Twins vs. Texas

8/24.....TEX.....W.....7-5
8/25.....TEX.....W.....12-2
8/26.....TEX.....L.....2-6
8/27.....TEX.....W.....7-6

9/1.....at TEX.....W.....5-1
9/2.....at TEX.....W.....9-7
9/3.....at TEX.....L.....5-6

Last Minnesota Sweep.....at MIN.....at TEX
3-Game.....September 3-5, 2010.....June 18-20, 2021
4-Game.....Never.....August 15-18, 2019

Last Texas Sweep.....at MIN.....at TEX
3-Game.....April 13-15, 2012.....July 8-10, 2003
4-Game.....April 22-25, 1999.....June 26-28, 1987

SERIES RESULTS, LAST 20 YEARS

YEAR	HOME	ROAD	TOTALS
2003	3-0	2-4	5-4
2004	3-0	2-2	5-2
2005	2-4	1-2	3-6
2006	1-2	3-3	4-5
2007	5-1	2-1	7-2
2008	4-3	1-2	5-5
2009	2-1	4-3	6-4
2010	6-0	1-3	7-3
2011	3-1	2-2	5-3
2012	0-3	2-5	2-8
2013	2-2	2-1	4-3
2014	1-3	1-2	2-5
2015	2-1	1-2	3-3
2016	2-1	3-1	5-2
2017	2-2	2-1	4-3
2018	1-2	1-2	1-2
2019	2-1	4-0	6-1
2021	1-3	3-0	4-3
2022	1-3	1-2	2-5
2023	3-1	2-1	5-2
ALL-TIME*	153-130	134-154	287-284

*excludes 1961-1971 vs. Washington Senators

Won-Lost Record at Stadium

Metropolitan Stadium (1972-1981).....42-37
Metrodome (1982-2009).....85-70
Target Field (2010-present).....26-23
Arlington Stadium (1972-1993).....71-86
Globe Life Park in Arlington (1994-2019).....57-65
Globe Life Field (2021-present).....6-3



TORONTO BLUE JAYS

1 Blue Jays Way, Suite 3200, Toronto, Ontario M5V 1J1
(416) 341-1000

Stadium (Capacity).....Rogers Centre (41,500), opened 1989
Dimensions (L-C-R).....328-400-328

Chairman, Toronto Blue Jays.....Edward Rogers
Vice Chairman, Rogers Communications Inc.....Roger Rai
President & Chief Executive Officer.....Mark Shapiro
Executive Vice President, Baseball Operations/General Manager.....Ross Atkins
Field Manager.....John Schneider (2nd season w/TOR)
Vice President, Communications.....Andrea Goldstein
Senior Manager, Baseball Communications.....Adam Felton

2023 Record.....89-73, third place AL East

2023 Twins vs. Toronto

5/26.....TOR.....L.....1-3
5/27.....TOR.....W.....9-7
5/28.....TOR.....L.....0-3

6/9.....at TOR.....W.....3-2
6/10.....at TOR.....W.....9-4
6/11.....at TOR.....L.....6-7

Last Minnesota Sweep.....at MIN.....at TOR
3-Game.....July 26-28, 2002.....May 5-8, 2019
4-Game.....July 21-23, 1979.....Never

Last Toronto Sweep.....at MIN.....at TOR
3-Game.....September 6-8, 2013.....August 26-28, 2016
4-Game.....Never.....August 3-6, 2015

SERIES RESULTS, LAST 20 YEARS

YEAR	HOME	ROAD	TOTALS
2003	0-3	3-0	3-3
2004	2-1	2-1	4-2
2005	2-1	2-1	4-2
2006	1-3	1-2	2-5
2007	4-3	0-3	4-6
2008	0-3	0-3	0-6
2009	1-3	2-2	3-5
2010	1-3	2-3	3-6
2011	0-3	1-2	1-5
2012	2-2	0-3	2-5
2013	0-3	1-2	1-5
2014	2-1	2-1	4-2
2015	2-1	0-4	2-5
2016	1-3	0-3	1-6
2017	2-2	2-1	4-3
2018	1-2	3-0	4-2
2019	1-3	3-0	4-3
2021	2-2	1-2	3-4
2022	2-2	2-1	4-3
2023	1-2	2-1	3-3
ALL-TIME	99-113	84-120	183-233

Won-Lost Record at Stadium

Metropolitan Stadium (1977-1981).....20-5
Metrodome (1982-2009).....62-79
Target Field (2010-present).....17-29
Exhibition Stadium (1977-May 1989).....30-40
Rogers Centre (June 1989-present).....54-80



ARIZONA DIAMONDBACKS

401 East Jefferson St., Phoenix, AZ 85004
(602) 462-6500

Stadium (Capacity).....Chase Field (48,330), opened 1998
Dimensions (L-C-R).....330-407-335

Managing General Partner.....Ken Kendrick
President CEO & General Partner.....Derrick Hall
Executive Vice President & General Manager.....Mike Hazen
Field Manager.....Torey Lovullo (7th season w/ARI)
Vice President, Communications.....Casey Wilcox
Manager, Player & Media Relations.....Shane Philipps

2023 Record.....84-78, second place NL West

2023 Twins vs. Arizona
8/4 ARI.....W.....3-2
8/5 ARI.....W.....12-1
8/6 ARI.....W.....5-3

Last Minnesota Sweep at MIN at ARI
2-Game Never Never
3-Game August 4-6, 2023 Never

Last Arizona Sweep at MIN at ARI
2-Game Never Never
3-Game Never May 20-22, 2011

ALL-TIME SERIES RESULTS

YEAR	HOME	ROAD	TOTALS
2003	1-2	--	1-2
2004	--	2-1	2-1
2005	--	2-1	2-1
2008	3-0	--	3-0
2011	--	0-3	0-3
2014	2-1	--	2-1
2017	3-0	--	3-0
2022	--	1-2	1-2
2023	3-0	--	3-0
ALL-TIME	12-3	5-7	17-10

Won-Lost Record at Stadium

Metrodome (2003-2008).....4-2
Target Field (2014-present).....8-1
Chase Field (2004-present).....5-7



ATLANTA BRAVES

755 Battery Avenue, SE, Atlanta, GA 30339-3017
(404) 614-1463

Stadium (Capacity).....Truist Park (41,184), opened 2017
Dimensions (L-C-R).....335-400-325

Chairman.....Terry McGuirk
President and CEO, Atlanta Braves.....Derek Schiller
President, Baseball Operations and General Manager.....Alex Anthopoulos
Field Manager.....Brian Snitker (8th season w/ATL)
Director, Baseball Communications.....Jared Burleyson

2023 Record.....104-58, first place NL East

2023 Twins vs. Atlanta
6/26 at ATL.....L.....1-4
6/27 at ATL.....L.....2-6
6/28 at ATL.....L.....0-3

Last Minnesota Sweep at MIN at ATL
2-Game Never August 16-17, 2016
3-Game June 12-14, 2007 Never

Last Atlanta Sweep at MIN at ATL
2-Game July 26-27, 2016 Never
3-Game Never June 26-28, 2023

ALL-TIME SERIES RESULTS

YEAR	HOME	ROAD	TOTALS
2002	1-2	--	1-2
2007	3-0	--	3-0
2010	1-2	--	1-2
2013	--	0-3	0-3
2016	0-2	2-0	2-2
2019	1-2	--	1-2
2023	--	0-3	0-3
ALL-TIME	6-8	2-6	8-14

Won-Lost Record at Stadium

Metrodome (2002-07).....4-2
Target Field (2010-present).....2-6
Turner Field (2013-16).....2-3
Truist Park (2017-present).....0-3



CHICAGO CUBS

1060 West Addison St., Chicago, IL 60613-4397
(773) 404-2827

Stadium (Capacity)..... Wrigley Field (41,268), opened 1914
Dimensions (L-C-R)..... 355-400-353

Chairman..... Tom Ricketts
President, Baseball Operations..... Jed Hoyer
General Manager..... Carter Hawkins
Field Manager..... David Ross (4th season w/CHC)
Senior Vice President, Communications..... Julian Green
Director, Media Relations..... Jason Carr

2023 Record..... 83-79, second place NL Central

2023 Twins vs. Chicago
5/12 CHC L 2-6
5/13 CHC W 11-1
5/14 CHC W 16-3

Last Minnesota Sweep **at MIN** **at CHC**
2-Game Never September 21-22, 2021
3-Game June 23-25, 2006 Never

Last Chicago Sweep **at MIN** **at CHC**
2-Game August 31-September 1, 2021 Never
3-Game Never June 29-July 1, 2018

ALL-TIME SERIES RESULTS

YEAR	HOME	ROAD	TOTALS
1997	--	1-2	1-2
1998	2-1	--	2-1
1999	--	1-2	1-2
2000	1-2	--	1-2
2001	--	0-3	0-3
2006	3-0	--	3-0
2009	--	2-1	2-1
2012	2-1	--	2-1
2015	1-2	--	1-2
2018	--	0-3	0-3
2020	--	2-1	2-1
2021	0-2	2-0	2-2
2023	2-1	--	2-1
ALL-TIME	11-9	8-12	19-21

Won-Lost Record at Stadium
Metrodome (1998-2006) 6-3
Target Field (2012-present) 5-6
Wrigley Field (1997-present) 8-12



CINCINNATI REDS

100 Joe Nuxhall Way, Cincinnati, OH 45202
(513) 765-7800

Stadium (Capacity)..... Great American Ball Park (42,271), opened 2003
Dimensions (L-C-R)..... 328-404-325

Chief Executive Officer..... Bob Castellini
President, Baseball Operations..... Nick Krall
Senior Vice President, General Manager..... Brad Meador
Field Manager..... David Bell (5th season w/CIN)
Vice President, Media Relations..... Rob Butcher
Director, Media Relations..... Larry Herms
Director, Media Relations, Digital Content..... Jamie Ramsey

2023 Record..... 82-80, third place NL Central

2023 Twins vs. Cincinnati
9/18 at CIN L 3-7
9/19 at CIN W 7-0
9/20 at CIN W 5-3

Last Minnesota Sweep **at MIN** **at CIN**
2-Game Never Never
3-Game July 7-8, 2001 Never

Last Cincinnati Sweep **at MIN** **at CIN**
2-Game Never Never
3-Game Never June 2-4, 2000

ALL-TIME SERIES RESULTS

YEAR	HOME	ROAD	TOTALS
1997	2-1	--	2-1
1998	--	1-2	1-2
1999	2-1	--	2-1
2000	--	0-3	0-3
2001	3-0	--	3-0
2012	--	2-1	2-1
2015	--	1-2	1-2
2018	1-2	--	1-2
2020	1-2	--	1-2
2021	1-1	1-1	2-2
2023	--	2-1	2-1
ALL-TIME	10-7	7-10	17-17

Won-Lost Record at Stadium
Metrodome (1997-2001) 7-2
Target Field (2018-present) 3-5
Cinergy Field (1998-2000) 1-5
Great American Ball Park (2012-present) 6-5



COLORADO ROCKIES

2001 Blake Street, Denver, CO 80205
(303) 292-0200

Stadium (Capacity)..... Coors Field (50,144), opened 1995
Dimensions (L-C-R)..... 347-415-350

Owner, Chairman & CEO..... Richard L. Monfort
Senior Vice President & General Manager..... Bill Schmidt
Field Manager..... Bud Black (7th season w/COL)
Senior Director, Communications..... Cory Little

2023 Record..... 59-103, fifth place NL West

2023 Twins vs. Colorado

9/29 at COL W 7-6
9/30 at COL W 14-6
10/1 at COL L 2-3

Last Minnesota Sweep at MIN
2-Game..... Never..... Never
3-Game..... Never..... Never

Last Colorado Sweep at COL
2-Game..... Never..... Never
3-Game..... Never..... Never

ALL-TIME SERIES RESULTS

YEAR	HOME	ROAD	TOTALS
2003	2-1	--	2-1
2008	--	1-2	1-2
2010	2-1	--	2-1
2014	--	2-1	2-1
2017	1-2	--	1-2
2022	2-1	--	2-1
2023	--	2-1	2-1
ALL-TIME	7-5	5-4	12-9

Won-Lost Record at Stadium

Metrodome (2003)..... 2-1
Target Field (2010-present)..... 5-4
Coors Field (2008-present)..... 5-4



LOS ANGELES DODGERS

1000 Vin Scully Avenue, Los Angeles, CA 90012
(323) 224-1301

Stadium (Capacity)..... Dodger Stadium (56,000), opened 1962
Dimensions (L-C-R)..... 330-395-330

Chairman & Owner..... Mark Walter
President & Chief Executive Officer..... Stan Kasten
President, Baseball Operations..... Andrew Friedman
Executive Vice President & General Manager..... Brandon Gomes
Senior Vice President, Baseball Operations..... Josh Byrnes
Field Manager..... Dave Roberts (8th season w/LAD)
Senior Director, Public Relations..... Joe Jareck
Director, Player Relations & Publicity..... Juan Dorado

2023 Record..... 100-62, first place NL West

2023 Twins vs. Los Angeles

5/15 at LAD L 8-9
5/16 at LAD W 5-1
5/17 at LAD L 3-7

Last Minnesota Sweep at LAD
2-Game..... Never..... Never
3-Game..... June 26-28, 2006..... Never

Last Los Angeles Sweep at MIN
2-Game..... April 12-13, 2022..... August 9-10, 2022
3-Game..... April 30-May 1, 2014..... July 24-26, 2017

ALL-TIME SERIES RESULTS

YEAR	HOME	ROAD	TOTALS
2005	--	1-2	1-2
2006	3-0	--	3-0
2011	2-1	--	2-1
2014	0-3	--	0-3
2017	--	0-3	0-3
2022	0-2	0-2	0-4
2023	--	1-2	1-2
ALL-TIME	5-6	2-9	7-15

Won-Lost Record at Stadium

Metrodome (2006)..... 3-0
Target Field (2011-present)..... 2-6
Dodger Stadium (2005-present)..... 2-9





MIAMI MARLINS

501 Marlins Way, Miami, FL 33125
(305) 480-1300

Stadium (Capacity).....loanDepot Park (37,446), opened 2012
Dimensions (L-C-R).....344-400-335

Chairman and Principal Owner.....Bruce Sherman
Chief Executive Officer.....TBA
General Manager.....Kim Ng
Field Manager.....Skip Schumaker (1st season w/MIA)
Director, Communications.....Jon Erik Alvarez

2023 Record.....84-77, third place NL East

2023 Twins vs. Miami

4/3 at MIA.....W..... 11-1
4/4 at MIA..... L..... 0-1
4/5 at MIA..... L..... 2-5

Last Minnesota Sweep..... at MIN..... at MIA
2-Game..... Never..... Never
3-Game..... Never..... Never

Last Miami Sweep..... at MIN..... at MIA
2-Game..... Never..... June 25-26, 2013
3-Game..... Never..... Never

ALL-TIME SERIES RESULTS

YEAR	HOME	ROAD	TOTALS
2002	2-1	-	2-1
2007	--	2-1	2-1
2013	1-1	0-2	1-3
2016	2-1	--	2-1
2019	--	2-1	2-1
2023	--	1-2	1-2
ALL-TIME	5-3	5-6	10-9

Won-Lost Record at Stadium

Metrodome (2002)..... 2-1
Target Field (2013-present)..... 3-2
Dolphin Stadium (2007)..... 2-1
Marlins Park (2013-present)..... 3-5



One Brewers Way, Milwaukee, WI 53214
(414) 902-4500

Stadium (Capacity).....American Family Field (41,700), opened 2001
Dimensions (L-C-R).....344-400-345

Chairman and Principal Owner.....Mark Attanasio
Senior Vice President & General Manager.....Matt Arnold
Field Manager.....Craig Counsell (9th season w/MIL)
Senior Director, Media Relations.....Mike Vassallo
Manager, Media Relations.....Andrew Gruman

2023 Record.....92-70, first place NL Central

2023 Twins vs. Milwaukee

6/13 MIL.....W..... 7-5
6/14 MIL.....W..... 4-2
8/22 at MIL..... L..... 3-7
8/23 at MIL..... L..... 7-8

Last Minnesota Sweep..... at MIN..... at MIL
2-Game..... June 13-14, 2023..... August 9-10, 2017
3-Game..... May 22-24, 2009..... September 15-17, 1978

Last Milwaukee Sweep..... at MIN..... at MIL
2-Game..... June 24-25, 1988..... August 22-23, 2023
3-Game..... July 8-10, 1988..... July 2-4, 2018
4-Game..... May 17-20, 1996..... August 24-27, 1995

SERIES RESULTS, LAST 20 YEARS

YEAR	HOME	ROAD	TOTALS
2003	2-1	1-2	3-3
2004	1-2	1-2	2-4
2005	2-1	1-2	3-3
2006	3-0	2-1	5-1
2007	1-2	2-1	3-3
2008	2-1	2-1	4-2
2009	3-0	2-1	5-1
2010	2-1	0-3	2-4
2011	2-1	0-3	2-4
2012	1-2	2-1	3-3
2013	2-0	2-0	4-0
2014	1-1	1-1	2-2
2015	1-2	1-2	2-4
2016	1-1	1-1	2-2
2017	2-0	2-0	4-0
2018	1-2	0-3	1-5
2019	1-1	1-1	2-2
2020	2-1	2-1	4-2
2021	2-1	2-1	4-2
2022	1-1	0-2	1-3
2023	2-0	0-2	2-2
ALL-TIME*	130-109	112-126	242-233

*excludes 1969 vs. Seattle Pilots

Won-Lost Record at Stadium

Metropolitan Stadium (1970-1981)..... 41-35
Metrodome (1982-2009)..... 68-58
Target Field (2010-present)..... 21-14
Milwaukee County Stadium (1970-2000)..... 83-93
American Family Field (2001-present)..... 29-33



NEW YORK METS

41 Seaver Way, Flushing, NY 11368
(718) 565-4330

Stadium (Capacity)..... Citi Field (41,922), opened 2009
Dimensions (L-C-R)..... 335-408-330

Owner, Chairman & Chief Executive Officer..... Steven A. Cohen
Special Advisor to Ownership..... Sandy Alderson
Executive Vice President, General Manager..... Billy Eppler
Field Manager..... Buck Showalter (2nd season w/ NYM)
Chief Communications Officer..... Nancy Elder
Senior Director, Communications..... Ethan Wilson
Senior Director, Communications & Publications..... Zach Weber

2023 Record..... 74-87, fourth place NL East

2023 Twins vs. New York
9/8..... NYM..... W..... 5-2
9/9..... NYM..... W..... 8-4
9/10..... NYM..... L..... 0-2

Last Minnesota Sweep..... at MIN..... at NYM
2-Game..... Never..... Never
3-Game..... June 8-10, 2004..... Never

Last New York Sweep..... at MIN..... at NYM
2-Game..... July 16-17, 2019..... Never
3-Game..... April 12-13, August 19, 2013..... September 16-18, 2016

ALL-TIME SERIES RESULTS

YEAR	HOME	ROAD	TOTALS
2002	--	1-2	1-2
2004	3-0	--	3-0
2007	--	2-1	2-1
2010	--	1-2	1-2
2013	0-3	--	0-3
2016	--	0-3	0-3
2019	0-2	1-1	1-3
2023	2-1	--	2-1
ALL-TIME	5-6	5-9	10-15

Won-Lost Record at Stadium

Metrodome (2004)..... 3-0
Target Field (2013-present)..... 2-6
Shea Stadium (2002-2007)..... 3-3
Citi Field (2010-present)..... 2-6



PHILADELPHIA PHILLIES

One Citizens Bank Way, Philadelphia, PA 19148
(215) 463-6000

Stadium (Capacity)..... Citizens Bank Park (42,792), opened 2004
Dimensions (L-C-R)..... 329-401-330

Managing Partner & CEO..... John Middleton
President, Baseball Operations..... David Dombrowski
Vice President & General Manager..... Sam Fuld
Executive Vice President..... David Buck
Field Manager..... Rob Thomson (2nd season w/ PHI)
Vice President, Baseball Communications..... Kevin Gregg
Director, Baseball Communications..... Chris Ware

2023 Record..... 90-72, second place NL East

2023 Twins vs. Philadelphia
8/11..... at PHI..... L..... 2-13
8/12..... at PHI..... W..... 8-1
8/13..... at PHI..... W..... 3-0

Last Minnesota Sweep..... at MIN..... at PHI
2-Game..... Never..... Never
3-Game..... Never..... Never

Last Philadelphia Sweep..... at MIN..... at PHI
2-Game..... Never..... Never
3-Game..... Never..... Never

ALL-TIME SERIES RESULTS

YEAR	HOME	ROAD	TOTALS
2002	--	2-1	2-1
2004	1-2	--	1-2
2010	--	2-1	2-1
2012	1-2	--	1-2
2013	2-1	--	2-1
2016	2-1	--	2-1
2019	--	1-2	1-2
2023	--	2-1	2-1
ALL-TIME	6-6	7-5	13-11

Won-Lost Record at Stadium

Metrodome (2004)..... 1-2
Target Field (2012-present)..... 5-4
Veterans Stadium (2002)..... 2-1
Citizens Bank Park (2010-present)..... 5-4



PITTSBURGH PIRATES

115 Federal Street, Pittsburgh, PA 15212
(412) 323-5000

Stadium (Capacity).....PNC Park (38,075), opened 2001
Dimensions (L-C-R).....325-399-320

Chairman of the Board.....Bob Nutting
President.....Travis Williams
General Manager.....Ben Cherington
Field Manager.....Derek Shelton (4th season w/PIT)
Director, Baseball Communications.....Patrick Kurish
Director, Media Relations.....Dan Hart

2023 Record.....76-86, fourth place NL Central

2023 Twins vs. Pittsburgh

8/18 PIT W 5-1
8/19 PIT L 4-7
8/20 PIT W 2-0

Last Minnesota Sweep **at MIN** **at PIT**
2-Game August 3-4, 2020 May 19-20, 2015
3-Game Never June 16-18, 2006

Last Pittsburgh Sweep **at MIN** **at PIT**
2-Game July 29-28, 2015 Never
3-Game Never Never

ALL-TIME SERIES RESULTS

YEAR	HOME	ROAD	TOTALS
1997	2-1	-	2-1
1998	-	1-2	1-2
1999	2-1	-	2-1
2000	-	1-2	1-2
2001	2-1	-	2-1
2006	-	3-0	3-0
2009	2-1	-	2-1
2012	-	1-2	1-2
2015	0-2	2-0	2-2
2018	2-0	1-1	3-1
2020	2-0	1-1	3-1
2021	1-2	-	1-2
2023	2-1	-	2-1
ALL-TIME	15-9	10-8	25-17

Won-Lost Record at Stadium

Metrodome (1997-2009) 8-4
Target Field (2015-present) 7-5
Three Rivers Stadium (1998-2000) 2-4
PNC Park (2006-present) 8-4



ST. LOUIS CARDINALS

700 Clark St., St. Louis, MO 63102
(314) 345-9600

Stadium (Capacity).....Busch Stadium (44,158), opened 2006
Dimensions (L-C-R).....336-400-335

Chairman & Chief Executive Officer.....William O. DeWitt, Jr.
President of Baseball Operations.....John Mozeliak
Vice President/General Manager.....Michael Girsch
Field Manager.....Oliver Marmol (2nd season w/ STL)
Director, Communications.....Brian Bartow
Assistant Director, Communications.....Michael Whitty

2023 Record.....71-91, fifth place NL Central

2023 Twins vs. St. Louis

8/1 at STL W 3-2
8/2 at STL L 3-7
8/3 at STL W 5-3

Last Minnesota Sweep **at MIN** **at STL**
2-Game July 28-29, 2020 May 7-8, 2018
3-Game Never Never

Last St. Louis Sweep **at MIN** **at STL**
2-Game Never June 15-16, 2015
3-Game Never July 15-17, 2001

ALL-TIME SERIES RESULTS

YEAR	HOME	ROAD	TOTALS
1997	-	0-3	0-3
1998	2-1	-	2-1
1999	-	2-1	2-1
2000	2-1	-	2-1
2001	-	0-3	0-3
2009	-	2-1	2-1
2015	2-0	0-2	2-2
2018	1-1	2-0	3-1
2020	2-0	1-1	3-1
2021	-	1-2	1-2
2023	-	2-1	2-1
ALL-TIME	9-3	10-14	19-17

Won-Lost Record at Stadium

Metrodome (1998-2000) 4-2
Target Field (2015-present) 5-1
Busch Stadium II (1997-2001) 2-7
Busch Stadium III (2006-present) 8-7



SAN DIEGO PADRES

100 Park Boulevard, San Diego, CA 92101
(619) 795-5000

Stadium (Capacity).....PETCO Park (40,019), opened 2004
Dimensions (L-C-R).....336-396-322

Chairman.....Peter Seidler
President, Baseball Operations & General Manager.....A.J. Preller
Field Manager.....Bob Melvin (2nd season w/ SD)
Director, Media Relations & Baseball Information.....Darren Feeney
Manager, Media Relations & Baseball Information.....JP Nolan

2023 Record.....82-80, third place NL West

2023 Twins vs. San Diego
5/9.....SD.....L.....1-6
5/10.....SD.....W.....4-3
5/11.....SD.....W.....5-3

Last Minnesota Sweep.....at MIN.....at SD
2-Game.....September 12-13, 2017.....May 20-21, 2014
3-Game.....June 17-19, 2011.....June 24-26, 2008

Last San Diego Sweep.....at MIN.....at SD
2-Game.....Never.....Never
3-Game.....Never.....Never

ALL-TIME SERIES RESULTS

YEAR	HOME	ROAD	TOTALS
2003	--	2-1	2-1
2005	1-2	--	1-2
2008	--	3-0	3-0
2011	3-0	--	3-0
2014	1-1	2-0	3-1
2017	2-0	1-1	3-1
2022	--	1-2	1-2
2023	2-1	--	2-1
ALL-TIME	9-4	9-4	18-8

Won-Lost Record at Stadium

Metrodome (2005).....1-2
Target Field (2011-present).....8-2
Qualcomm Stadium (2003).....2-1
PETCO Park (2008-present).....7-3



SAN FRANCISCO GIANTS

24 Willie Mays Plaza, San Francisco, CA 94107
(415) 972-2000

Stadium (Capacity).....Oracle Park (41,331), opened 2000
Dimensions (L-C-R).....339-391-309

President of Baseball Operations.....Farhan Zaidi
General Manager.....Pete Putila
Field Manager.....
Vice President, Media Relations.....Matt Chisholm
Senior Manager, Media Relations.....Megan Brown
Senior Manager, Baseball Information.....Mike Passanisi

2023 Record.....79-83, fourth place NL West

2023 Twins vs. San Francisco
5/22.....SF.....L.....1-4
5/23.....SF.....L.....3-4
5/24.....SF.....W.....7-1

Last Minnesota Sweep.....at MIN.....at SF
2-Game.....Never.....Never
3-Game.....August 26-28, 2022.....Never

Last San Francisco Sweep.....at MIN.....at SF
2-Game.....Never.....Never
3-Game.....Never.....May 23-25, 2014

ALL-TIME SERIES RESULTS

YEAR	HOME	ROAD	TOTALS
2003	--	2-1	2-1
2005	1-2	--	1-2
2011	--	1-2	1-2
2014	--	0-3	0-3
2017	--	2-1	2-1
2022	3-0	--	3-0
2023	1-2	--	1-2
ALL-TIME	5-4	5-7	10-11

Won-Lost Record at Stadium

Metrodome (2005).....1-2
Target Field (2022-present).....4-2
Oracle Park (2003-present).....5-7



WASHINGTON NATIONALS

1500 South Capitol St., S.E., Washington, D.C. 20003
(202) 640-7000

Stadium (Capacity)..... Nationals Park (41,313), opened 2008
Dimensions (L-C-R)..... 336-402-335

Managing Principal Owner..... Mark D. Lerner
President of Baseball Operations/General Manager..... Mike Rizzo
Field Manager..... Dave Martinez (6th season w/WAS)
Interim Vice President, Communications..... Valerie Todryk Krebs
Director, Communications..... Kyle Brostowitz

2023 Record..... 71-91, fifth place NL East

2023 Twins vs. Washington
4/21 WAS L 2-3
4/22 WAS L 4-10
4/23 WAS W 3-1

Last Minnesota Sweep **at MIN** **at WAS**
2-Game Never Never
3-Game June 17-19, 2008 June 15-17, 2004 (Montreal).

Last Washington Sweep **at MIN** **at WAS**
2-Game Never Never
3-Game Never April 22-24, 2016

ALL-TIME SERIES RESULTS

YEAR	HOME	ROAD	TOTALS
2004	--	3-0 (MTL)	3-0
2007	1-2	--	1-2
2008	3-0	--	3-0
2013	--	1-2	1-2
2016	--	0-3	0-3
2019	1-2	--	1-2
2023	1-2	--	1-2
ALL-TIME*	6-6	1-5	7-11

*excludes 2004 at Montreal Expos

Won-Lost Record at Stadium
Metrodome (2007-08)..... 4-2
Target Field (2019-present)..... 2-4
Olympic Stadium in Montreal (2004)..... 3-0
Nationals Park (2013-present)..... 1-5

TOP ACTIVE OPPOSITION VS. TWINS

BATTING AVERAGE (MIN. 100 AB)

1. Josh Donaldson..... .392
2. Jean Segura..... .350
3. Xander Bogaerts..... .342
4. Carlos Correa..... .339
5. Andrew McCutchen..... .337
6. Jose Altuve..... .336
7. Andrew Benintendi..... .330
8. Amed Rosario..... .328
9. Harold Castro..... .322
10. Tyler Naquin..... .321

HITTERS

- HOME RUNS**
1. Miguel Cabrera..... 47
 2. Salvador Perez..... 32
 3. Carlos Santana..... 31
 4. José Abreu..... 28
 5. Nelson Cruz..... 22
 6. Mike Moustakas..... 21
 7. José Ramírez..... 21
 8. Josh Donaldson..... 19
 9. Y. Gomes, Lindor..... 17
 10. Longoria..... 17

HITS

1. Miguel Cabrera..... 272
2. Salvador Pérez..... 191
3. José Abreu..... 181
4. Carlos Santana..... 178
5. José Ramírez..... 162
6. Michael Brantley..... 155
7. Eric Hosmer..... 134
- Whit Merrifield..... 134
9. Tim Anderson..... 124
10. Mike Moustakas..... 118

WINS

1. Justin Verlander..... 22
2. Chris Sale..... 11
3. Corey Kluber..... 10
4. Matthew Boyd..... 9
- Danny Duffy..... 9
- Max Scherzer..... 9
7. Lucas Giolito..... 8
8. Shane Bieber..... 7
- Carlos Carrasco..... 7
- José Quintana..... 7

PITCHERS

- STRIKEOUTS**
1. Justin Verlander..... 268
 2. Chris Sale..... 187
 3. Corey Kluber..... 173
 4. Lucas Giolito..... 136
 5. Matthew Boyd..... 134
 6. Carlos Carrasco..... 130
 7. Zack Greinke..... 127
 8. Danny Duffy..... 125
 9. José Quintana..... 124
 10. Max Scherzer..... 120

ERA (MIN. 75.0 IP)

1. Justin Verlander..... 2.76
2. Mike Clevinger..... 3.13
3. Danny Duffy..... 3.15
4. Shane Bieber..... 3.20
5. Corey Kluber..... 3.77
6. Chris Sale..... 3.81
7. José Quintana..... 4.05
8. Max Scherzer..... 4.09
9. Carlos Carrasco..... 4.12
10. Ian Kennedy..... 4.18

2023 TWINS INTERLEAGUE PLAY

DATE	OPPONENT	W/L	SCORE	WINNER	LOSER	ATTENDANCE	RECORD	ALL-TIME
4/3	at Miami	W	11-1	Mahle	Cueto	8,898	1-0	251-232
4/4	at Miami	L	0-1	Alcantara	Maeda	10,668	1-1	251-233
4/5	at Miami	L	2-5	Floro	Jax	8,901	1-2	251-234
4/21	Washington	L	2-3	Ramirez	Jax	12,469	1-3	251-235
4/22	Washington	L	4-10	Thompson	López	23,045	1-4	251-236
4/23	Washington	W	3-1	Ober	Corbin	14,763	2-4	252-236
5/9	San Diego	L	1-6	Wacha	Jax	16,882	2-5	252-237
5/10	San Diego	W	4-3	Jax	Tapia	18,467	3-5	253-237
5/11	San Diego	W	3-3	Pagán	Honeywell	23,365	4-5	254-237
5/12	Chicago-NL	L	1-1	Smyly	Jax	30,037	4-6	254-238
5/13	Chicago-NL	W	11-1	Ryan	Wesneski	32,270	5-6	255-238
5/14	Chicago-NL	W	16-3	Varland	Stroman	33,419	6-6	256-238
5/15	at Los Angeles-NL	L	8-9	Bickford	J. López	49,749	6-7	256-239
5/16	at Los Angeles-NL	W	9-1	Ober	Kershaw	52,159	7-7	257-239
5/17	at Los Angeles-NL	L	3-7	Graterol	De Leon	36,434	7-8	257-240
5/22	San Francisco	L	1-4	Manaea	Ober	16,627	7-9	257-241
5/23	San Francisco	L	3-4	Cobb	J. López	20,790	8-10	258-242
5/24	San Francisco	W	7-1	Ryan	DeSclafani	23,464	8-10	258-242
6/13	Milwaukee	W	7-5	Winder	Williams	34,514	9-10	259-242
6/14	Milwaukee	W	4-2	Ober	Rea	32,222	10-10	260-242
6/26	at Atlanta	L	4-6	Strider	Gray	40,884	10-11	260-243
6/27	at Atlanta	L	2-6	Elder	Ryan	42,635	10-12	260-244
6/28	at Atlanta	L	0-3	Yates	Maeda	38,260	10-13	260-245
8/1	at St. Louis	W	3-2	López	Mikolas	37,162	11-13	261-245
8/2	at St. Louis	L	3-7	Hudson	Ryan	34,332	11-14	261-246
8/3	at St. Louis	W	3-3	Gray	Liberatore	36,949	12-14	262-246
8/4	Arizona	W	3-2	Thielbar	McGough	29,408	13-14	263-246
8/5	Arizona	W	12-1	Nelson	Maeda	34,044	14-14	264-246
8/6	Arizona	W	5-3	Thielbar	Sewald	24,778	15-14	265-246
8/11	at Philadelphia	L	2-13	Sánchez	Keuchel	33,071	15-15	265-247
8/12	at Philadelphia	W	8-1	López	Walker	40,117	16-15	266-247
8/13	at Philadelphia	W	3-0	Gray	Suárez	40,111	17-15	267-247
8/18	Pittsburgh	W	5-1	López	Jackson	30,687	18-15	268-247
8/19	Pittsburgh	L	4-7	Keller	Gray	23,822	18-16	268-148
8/20	Pittsburgh	W	2-0	Keuchel	Bido	25,987	19-16	269-248
8/22	at Milwaukee	L	3-7	Wilson	Floro	38,688	19-17	269-249
8/23	at Milwaukee	L	7-8	Peguero	Duran	38,164	19-18	269-250
9/8	New York-NL	W	5-2	Thielbar	Reid-Foley	26,154	20-18	270-250
9/9	New York-NL	W	8-4	Maeda	Peterson	30,673	21-18	271-250
9/10	New York-NL	L	0-2	Raley	Jax	22,890	21-19	271-251
9/18	at Cincinnati	L	3-7	Phillips	Ryan	15,364	21-20	271-252
9/19	at Cincinnati	W	7-0	Maeda	Cruz	24,186	22-20	272-252
9/20	at Cincinnati	W	5-3	Duran	Diaz	22,306	23-20	273-252
9/29	at Colorado	W	7-6	Funderburk	Kinley	47,272	24-20	274-252
9/30	at Colorado	W	14-6	Paddack	Kauffman	40,264	25-20	275-252
10/1	at Colorado	L	2-3	Hollowell	Luplow	33,375	25-21	275-253

TWINS INTERLEAGUE PLAY RECORD BY YEAR

1997.....	7-8	2011.....	8-10
1998.....	7-9	2012.....	9-9
1999.....	10-7	2013.....	8-12
2000.....	7-11	2014.....	9-11
2001.....	9-9	2015.....	8-12
2002.....	10-8	2016.....	8-12
2003.....	10-8	2017.....	13-7
2004.....	11-7	2018.....	8-12
2005.....	8-10	2019.....	8-12
2006.....	16-2	2020.....	13-7
2007.....	11-7	2021.....	10-10
2008.....	14-4	2022.....	8-12
2009.....	12-6	2023.....	25-21
2010.....	8-10		



INDIVIDUAL HIGHS

PITCHING		HITTING	
WINS, Career.....	16, J. Santana	AVERAGE (min. 150 AB), Career.....	.350, Young
Season.....	5, Liriano (2006)	HITS, Career.....	492, Mauer (2006)
LOSSES, Career.....	11, Radke	HITS, Season.....	284, Mauer
Season.....	5, Jax (2023)	HR, Career.....	31, Polanco (2023)
SAVES, Career.....	27, Nathan	HR, Season.....	10, Taylor (2023)
Season.....	7, Duran (2023)	RBI, Career.....	123, Mauer
STRIKEOUTS, Career.....	191, J. Santana	Season.....	22, Correa (2023)
Season.....	68, López (2023)		

TEAM RECORDS

Last Minnesota Sweep.....	3-0, August 4-6 vs. ARI	Twins Home Record.....	153-110
Last Sweep of Minnesota.....	0-2, August 22-23 at MIL	Twins Road Record.....	122-143
Largest Margin, Victory.....	16 runs, 9/12/17 vs. SD (16-0)	Winning Streak.....	12, 6/22/06-5/19/07
Largest Margin, Defeat.....	15 runs, 6/27/11 vs. LAD (0-15)	Losing Streak.....	7, 6/13/13-5/1/14
Most Runs Scored.....	16, 3x, last 5/14/23 vs. CHC	Most Runs Allowed.....	16, 2x, last 4/12/13 vs. NYM

MINOR LEAGUES



MINOR LEAGUE INFORMATION

MINNESOTA TWINS – MINOR LEAGUE DEPT.

Target Field
1 Twins Way
Minneapolis, MN 55403
P: (612) 659-3811 F: (612) 659-4026



MINNESOTA TWINS – SPRING TRAINING

Lee County Sports Complex
14110 Six Mile Cypress Parkway
Fort Myers, FL 33912
P: (239) 479-6400

MINNESOTA TWINS PLAYER DEVELOPMENT STAFF

Vice President, Assistant General Manager.....	Daniel Adler
Vice President, Assistant General Manager.....	Jeremy Zoll
Vice President, Hitting Development & Acquisitions	Alex Hassan
Director, Player Development.....	Drew MacPhail
Director, Minor League & High Performance Operations.....	Brian Maloney
Assistant Director, Player Development.....	Tommy Bergjans
Assistant Director, Player Development.....	Frankie Padulo
Assistant Director, Player Development Research	Josh Ruffin
Analyst, Baseball Research.....	Grey Wilburn
Analyst, Baseball Research.....	Chad Raines
Assistant Director, Florida & Dominican Republic Operations.....	Victor Gonzalez
Manager, Minor League Operations.....	Jason Davila
Coordinator, Minor League Operations	Lisa Maria Tolentino
Director, Player Education	Amanda Daley
Director, Performance Nutrition.....	Kara Lynch
Performance Dietician.....	Alana Widen
Performance Nutrition Assistant	Isabella Burrola
Language and Culture Development Supervisor.....	Linda Merlo
Assistant Director, Sports Science.....	Martijn Verhoeven
Manager, Baseball Technology	Tyler Schmitz
Coordinator, Baseball Technology.....	Kevin Marable
Director, Strength and Conditioning.....	Ian Kadish
Minor League ATC Coordinator	Bryan Housand
Minor League Medical Administration Coordinator.....	Chad Jackson
Latin American Medical Coordinator	Axel Lopez
Minor League Strength and Conditioning Coordinator.....	David Rak
Florida Complex Strength and Conditioning Coordinator.....	Evan McDonald
Minor League Equipment Manager.....	Matt Cheesman
Assistant Minor League Clubhouse Manager	Jimmy Couto

MINOR LEAGUE INSTRUCTORS

Minor League Field Coordinator.....	Kevin Morgan
Coordinator of Instruction	Edgar Varela
Assistant Coordinator of Instruction	Julio Borbón
Pitching Coordinator	Justin Willard
Assistant Pitching Coordinator	Nat Ballenberg
Hitting Coordinator	Bryce Berg
Assistant Hitting Coordinator.....	Ryan Smith
Infield and Catching Coordinator	Tucker Frawley
Outfield Coordinator.....	Mike Quade

TWINS 2023 ORGANIZATIONAL STANDINGS

TEAM	LEAGUE	LEVEL	WON-LOST	STANDINGS	GB/GA
St. Paul	International	Triple-A	84-64 (West Division)	First	+1.0
Wichita	Texas	Double-A	64-73 (North Division)	Fourth	-8.5
Cedar Rapids#	Midwest	High-A	82-50 (West Division)	First	+13.0
Fort Myers	Florida State	Low-A	67-64 (West Division)	Fourth	-13.0
FCL Twins	Florida Complex	Rookie	25-29 (South Division)	T-Fourth	-6.5
DSL Twins	Dominican Summer	Rookie	14-37 (South Division)	Eighth	-26.0

Cedar Rapids defeated Great Lakes in the Midwest League Championship Series, 2 games to 1.

2023 MILB TEAM WIN PERCENTAGE RANKS

RANK	TEAM	WON	LOST	PCT.
1.	High-A Cedar Rapids (MIN)	82	50	.621
2.	Double-A Somerset (NYY)	84	53	.613
3.	Low-A Clearwater (PHI)	79	50	.612
4.	Triple-A Oklahoma City (LAD)	90	58	.608
5.	Triple-A Norfolk (BAL)	90	59	.604

2023 MINOR LEAGUE RECAP



TRIPLE-A ST. PAUL (84-64, International League West Division) — The Saints won a franchise-high 84 games in the club's third season of affiliated baseball following 28 seasons in the independent ranks...although St. Paul finished first in the International League West Division full-season standings, they did not advance to the Postseason because of their second-place finishes in the first- and second-half standings...St. Paul's offense ranked fourth in the IL in on-base percentage (.364), fifth in total bases (2256), sixth in slugging percentage (.456) and sixth in OPS (.820)...the pitching staff ranked third in the IL with a 4.59 ERA and sixth in strikeouts with 1,354. The Saints also finished 13th in all of Minor League Baseball in attendance, drawing 460,918 fans to CHS Field...Left-handed pitchers Brent Headrick and Kody Funderburk and infielder Edouard Julien each made their major league debuts for the Twins after spending time in St. Paul earlier this year...outfielder Andrew Stevenson led the Saints in games played (106), batting average (.317) and stolen bases (44) before his contract was selected by Minnesota on September 1...after being promoted from Double-A Wichita, No. 2 prospect Brooks Lee hit eight doubles, three triples and five home runs for St. Paul in 38 games...No. 28 prospect Yunior Severino slugged 11 home runs for the Saints following a mid-season promotion, and his 35 overall homers in 2023 were tied for first in all of Minor League Baseball with Shay Whitcomb (HOU).



DOUBLE-A WICHITA (64-73, Texas League North Division) — After placing fifth in the North Division in the first half, the Wind Surge went 36-33 in the second half and finished fourth in the division in the regular season with a 64-73 record, the first losing record in the club's history (2020-). Wichita's offense ranked third in the Texas League in stolen bases (231), slugging percentage (.425) and OPS (.772), fourth in triples (32), home runs (159), walks (574) and batting average (.259) and sixth in on-base percentage (.347) and doubles (222). The Wind Surge's pitching staff ranked first in strikeout-to-walk ratio (2.48) and walks-per-9.0-innings (3.64) despite having the second highest ERA in the Texas League (5.06). No. 2 prospect Brooks Lee started in Wichita. He ranked second in doubles (31) while hitting .292 (102-for-349) with 11 home runs, 61 RBI, 41 walks, 63 runs scored, a .365 on-base percentage, a .476 slugging percentage and a .841 OPS in 87 games for the Wind Surge before being promoted to Triple-A on August 3. He led the Texas League in slugging percentage, ranked second in OPS and third in home runs.

Yunior Severino started the season with the Wind Surge, hitting .287 (96-for-334) with 15 doubles, two triples, 24 home runs, 62 RBI, 36 walks, 56 runs scored, a .560 slugging percentage and a .925 OPS, before being promoted to Triple-A on August 3. He led the Texas League in slugging percentage, ranked second in OPS and third in home runs.

HIGH-A CEDAR RAPIDS (82-50, Midwest League West Division) — Theernels won their first Midwest League Championship since 1994 and finished with the best winning percentage (.621) in all of minor league baseball...Cedar Rapids secured their 10th-straight Postseason berth with a 40-26 record in the first half, and the kernels also led the West Division with a 42-24 second-half mark...after dropping the first game of the West Division Championship Series to Peoria, the kernels won on consecutive nights in front of their home crowd to advance to the MWL Championship Series...Cedar Rapids then took two out of three from the Great Lakes Loons (LAD) to snap a 29-year championship drought...the kernels led the MWL in total bases (1705), runs (694), triples (41), home runs (137), RBI (628), walks (634) and OPS (.738), while their pitching ranked fourth in the league in ERA (3.90) and sixth in opponent batting average (.242)...outfielder



Kala'i Rosario was named most valuable player of the Midwest League, posting an .831 OPS and leading the league in home runs (21) and RBI (94)...Rosario, infielder Tanner Schobel, designated hitter Emmanuel Rodriguez, relief pitcher Miguel Rodriguez and manager Brian Dinkelman were all selected to the MWL All-Star team...Rodriguez, the Twins' No. 3 prospect, led Cedar Rapids with an .863 OPS (min. 200 at-bats) and hit three home runs in the MWL Championship Series...Right-handed pitcher and No. 14 prospect Marco Raya went 0-1 with a 2.94 ERA (33.2 IP, 11 ER) in 11 starts with the kernels before his promotion to Double-A Wichita in July.

LOW-A FORT MYERS (67-64, Florida State League West Division) — The Mighty Mussels put together their 10th-straight winning campaign by going 67-64 (.539) in the regular season. During the regular season, Fort Myers led the FSL in doubles (235), RBI (645), slugging percentage (.388) and total bases (1662), while tied for first in runs scored (720) and OPS (.743), second in on-base percentage (.355), third in home runs (103), walks (673), batting average (.242) and BABIP (.314) and fourth in stolen bases (173). Fort Myers' pitching staff tied for first batting average (.234), while ranking third in walks (570) and WHIP (1.38) and fourth in ERA (4.44) and strikeouts (1208). Twins' No. 21 prospect Ricardo Olivar put together a strong campaign for the Mighty Mussels in his third pro season and was named a Florida State League All-Star. In 100 games, Olivar tied for first in doubles (28), ranked second in on-base percentage (.403) and third in total bases (168) and OPS (.855). Andrew Cossetti began the 2023 season in Fort Myers before being promoted to Cedar Rapids on May 23. He was named the Florida State League Player of the Month in April after slashing .339 (20-for-59) with eight doubles, four home runs, 20 RBI, 11 walks, a .474 on-base percentage, a .678 slugging percentage and a 1.152 OPS in 19 games.



FCL TWINS (25-29, Rookie, Florida Complex League) — The FCL Twins tied for fourth in the Florida Complex League's South Division with a 25-29 record, a half-game better than their 25-30 mark in 2022. Offensively, the Twins hit the sixth-most home runs (37) and had the eighth-most total bases (577) in the FCL. Pitching-wise, the Twins led the FCL in strikeout-to-walk ratio (2.16) and ranked fourth in strikeouts (513), fourth in walks allowed (238), seventh in ERA (4.80) and seventh in WHIP (1.53). 2023 first-round draft pick Walker Jenkins made his professional debut with the Twins on August 3 and slugged his first professional home run on August 7 at FCL Rays. Jenkins hit .333 (18-for-54) with three doubles, one triple, two home runs, 12 RBI and six runs scored in 14 games for the club before being promoted to Low-A Fort Myers on August 22. The Twins won eight of their final 12 games, and their .463 winning percentage was their highest since 2019 (.588).

TWINS MINOR LEAGUE STADIUMS PLAYING DIMENSIONS & ATTENDANCE FIGURES

CITY	NAME	SURFACE	DIMENSIONS			2023 ATTENDANCE		
			LF	CF	RF	DATES	AVERAGE	
St. Paul*	CHS Field	Natural	330'	402'	320'	460,918	71	6,492
Wichita	Riverfront Stadium	Natural	340'	400'	325'	322,637	69	4,676
Cedar Rapids	Veterans Memorial Stadium	Natural	315'	400'	325'	161,205	65	2,480
Fort Myers	William H. Hammond Stadium	Natural	330'	405'	330'	108,879	65	1,675
Fort Myers (FCL Twins)	Lee County Sports Complex	Natural	330'	405'	330'			

*St. Paul's home attendance total ranked 13th among all minor league teams



TRIPLE-A ST. PAUL

ST. PAUL SAINTS

International League (3rd year)

2023 Record: 84-64 (1st in West Division)

360 Broadway St.
St. Paul, MN 55101
(651) 644-3517
FAX: (651) 644-1627

Chairman & Co-Owner.....Marv Goldklang
President & Co-Owner.....Mike Veeck
Executive Vice President/General Manager.....Derek Sharrer
Executive Vice President.....Tom Whaley
Executive Vice President/Sales & Operations.....Chris Schwab
Vice President/Assistant GM/Brand Marketing & Experience...Sierra Bailey
Vice President/Director of Broadcasting & Media Relations...Sean Aronson
Stadium.....CHS Field

Capacity.....7,210
Manager.....Toby Gardenhire
Hitting Coach.....Nate Spears
Pitching Coaches.....Cibney Bello, Peter Larson
Defensive Coach.....Tyler Sarnslok
Athletic Trainers.....Ben Myers, Taylor Carpenter
Strength and Conditioning Coach.....Cody Drouin
Clubhouse Manager/Baseball Operations Assistant...Matt Tramp
Coordinators, Baseball Technology.....Lincoln Fieck, Alek Hughes

2023 ST. PAUL FINAL STATISTICS

PLAYER	AVG	G	AB	R	H	2B	3B	HR	RBI	SF	SH	HBP	BB	SO	SB	CS	E	OBP
Bechtold, A.	.257	73	183	23	47	14	0	8	27	1	0	0	22	56	0	0	2	.335
Buxton, J.	.169	167	392	11	67	16	0	0	0	0	0	0	29	119	0	0	6	.237
Camargo, B.	.259	90	332	36	86	16	0	2	63	3	0	0	29	29	2	0	6	.308
Castro, W.	.183	185	371	45	55	2	0	4	4	0	0	0	47	89	0	0	3	.269
Celestino, G.	.274	80	340	24	93	17	1	1	31	0	0	0	36	39	2	0	3	.329
Contreras, M.	.184	51	141	26	26	9	0	10	5	0	0	0	36	48	0	0	3	.339
De Goli, A.	.308	4	13	4	4	0	0	1	0	0	0	0	30	6	0	0	0	.400
Farmer, K.	.172	69	298	2	2	2	0	2	2	0	0	0	4	4	0	0	0	.265
Gallo, J.	.242	79	298	55	72	18	0	14	65	6	0	0	43	110	2	0	0	.346
Garrison, N.	.100	6	20	2	2	0	0	0	0	0	0	0	7	7	0	0	0	.217
Gray, S.	.250	21	74	7	27	2	0	0	0	0	0	0	0	0	0	0	0	.250
Helman, M.	.246	24	108	26	32	7	0	6	31	0	0	0	16	17	0	0	2	.356
Julien, E.	.253	38	133	20	39	12	0	3	23	0	0	0	32	47	0	0	3	.335
Keirste, Jr., D.	.269	37	125	20	34	4	0	5	18	0	0	0	19	15	0	0	0	.375
Kirilloff, A.	.369	16	62	14	24	4	0	5	8	0	0	0	6	6	0	0	0	.438
Kolozsvary, M.	.204	28	93	12	17	1	0	3	12	0	0	0	12	33	0	0	3	.274
Lalor, R., II	.271	72	262	56	71	14	0	15	47	8	0	0	50	33	2	0	0	.384
Larnach, T.	.237	38	152	20	36	8	0	3	23	1	0	0	28	28	0	0	6	.304
Lee, B.	.256	42	151	11	36	3	0	6	6	1	0	0	15	5	0	0	0	.412
Lewis, R.	.263	59	205	33	54	11	0	3	23	3	0	0	36	43	16	4	0	.386
Martin, A.	.255	39	161	24	41	6	0	6	28	0	0	0	15	29	2	0	5	.326
Miranda, J.	.279	63	204	30	57	8	0	10	47	3	0	0	23	48	6	0	0	.351
Pérez, H.	.281	69	243	35	53	5	0	0	5	0	0	0	55	55	0	0	0	.395
Polanco, J.	.302	72	233	53	70	7	0	10	49	5	0	0	59	69	10	0	0	.452
Prato, A.	.233	36	133	24	31	2	0	11	22	1	0	0	15	66	0	0	10	.320
Severino, Y.	.219	106	416	67	132	23	0	2	57	5	0	0	17	99	0	0	0	.287
Soto, E.	.291	106	416	67	132	23	0	2	57	5	0	0	17	99	0	0	0	.384
Stevenson, A.	.259	66	238	10	51	15	0	2	13	0	0	0	10	39	0	0	0	.303
Waller, M.	.236	95	309	58	73	13	0	7	47	7	0	0	51	122	0	0	0	.386
White, J.	.244	57	172	25	42	8	0	2	21	2	0	0	3	3	0	0	0	.386
Williams, C.	.286	91	338	49	88	4	0	3	51	0	0	0	36	46	0	0	0	.359
Walters, T.	.244	57	172	25	42	8	0	2	21	2	0	0	3	3	0	0	0	.386
Yake, E.	.286	91	338	49	88	4	0	3	51	0	0	0	36	46	0	0	0	.359
TEAM TOTAL	.263	148	4944	875	1302	272	32	206	834	48	7	101	711	1459	158	38	98	.364

PITCHER	W	L	ERA	G	GS	CG	SH	SV	IP	H	R	ER	HR	HB	BB	SO	WP	BK	BAA
Alcala, J.	2	1	1.17	6	0	0	0	0	7.2	5	0	1	1	0	10	0	0	0	.192
Balazovic, J.	1	1	5.32	22	3	0	0	0	45.2	47	29	27	5	2	32	54	4	0	.269
Bechtold, A.	3	1	11.00	20	0	0	0	0	18.0	22	22	22	2	0	24	16	3	0	.333
Boyle, M.	4	3	5.15	30	0	0	0	0	36.2	24	22	21	6	2	27	37	2	2	.182
Bravo, J.	4	1	10.50	3	0	0	0	0	6.0	10	7	7	0	0	6	6	0	0	.357
Brice, A.	3	3	5.54	32	0	0	0	0	37.1	36	26	23	3	3	18	40	3	0	.257
De León, J.	2	2	3.62	39	4	0	1	1	27.1	25	13	11	1	2	12	26	2	0	.245
Dobnak, R.	9	9	5.13	31	26	0	0	0	126.1	148	82	76	12	0	67	115	4	0	.295
Festa, D.	5	2	2.92	33	12	0	0	0	72.1	10	4	4	10	10	44	4	0	0	.222
Funderburk, K.	4	4	2.60	30	3	0	0	5	52.0	34	15	15	1	3	21	15	0	0	.183
Headrick, B.	2	2	4.68	19	12	0	0	0	76.0	77	42	39	11	6	83	83	0	0	.251
Henrich, R.	3	3	5.88	37	0	0	0	0	47.0	54	38	36	3	3	36	49	1	0	.214
Keuchel, D.	5	5	1.13	6	6	0	0	0	32.0	28	6	4	0	0	22	28	0	0	.233
Laweryson, C.	3	4	4.80	32	4	0	0	0	50.2	52	35	27	11	2	25	51	0	0	.257
Luna, C.	0	0	18.00	2	1	0	0	0	4.0	8	8	8	0	0	4	1	0	0	.476
Maeda, K.	0	0	2.03	4	4	0	0	0	13.1	4	3	3	0	0	17	7	0	0	.200
McMahon, H.	1	1	1.59	7	2	0	0	0	11.1	10	4	2	2	0	6	6	0	0	.233
Megill, J.	0	0	13.03	7	0	0	0	0	9.2	9	14	14	4	0	13	16	1	0	.243
Moran, P.	4	4	1.08	6	4	0	0	0	88.1	7	7	0	0	0	8	8	0	0	.233
Murphy, P.	4	4	3.69	4	4	0	0	0	83.2	83	39	35	8	8	50	97	0	0	.236
Ober, B.	1	1	2.38	5	5	0	0	0	42.2	16	7	6	0	0	10	25	0	0	.195
Ortega, O.	0	0	0.82	24	0	0	0	0	34.0	24	11	0	0	0	4	6	0	0	.182
Paddock, C.	0	0	0.20	0	0	0	0	0	3.0	0	0	0	0	0	0	0	0	0	.135
Peguero, P.	0	0	0.00	0	0	0	0	0	0.0	0	0	0	0	0	0	0	0	0	.000
Rodríguez, D.	2	2	0	6	1	0	0	0	19.1	15	12	10	1	0	10	20	0	0	.205
Ryan, J.	0	0	2.25	7	7	0	0	0	4.0	4	0	0	0	0	2	7	0	0	.077
Sadzeck, C.	3	3	5.40	25	2	0	0	0	35.0	40	28	21	6	6	26	42	5	2	.290
Sanchez, A.	4	4	5.30	18	16	0	0	1	73.0	74	47	43	10	9	53	57	0	0	.270
Sands, C.	2	2	1.47	19	5	0	0	0	30.2	17	6	5	2	2	10	41	3	0	.156
Scherff, A.	0	0	9.53	5	0	0	0	0	5.2	5	7	6	0	0	7	0	0	0	.238
Schulter, A.	7	3	3.79	41	0	0	0	0	57.0	61	24	24	4	3	30	51	4	0	.281
Stewart, B.	0	0	1.54	10	0	0	0	0	11.0	7	2	3	0	0	4	22	1	0	.171
Taylor, C.	0	0	0.00	0	0	0	0	0	4.0	0	0	0	0	0	0	0	0	0	.000
Thielbar, C.	1	1	0.00	1	0	0	0	0	1.0	0	0	0	0	0	0	0	0	0	.000
Varland, J.	3	3	2.16	18	18	0	0	0	81.2	84	48	36	4	4	26	88	0	0	.295
Winder, T.	5	0	0.00	0	0	0	0	0	30.2	39	7	0	0	0	39	4	0	0	.247
Walters, T.	0	0	0.00	0	0	0	0	0	0.1	0	0	0	0	0	0	0	0	0	.000
Woods/Richardson, S.	7	6	4.91	24	22	0	0	0	113.2	109	68	62	13	1	61	96	3	3	.253
TEAM TOTAL	84	64	4.59	148	148	0	2	30	1294.1	1254	743	660	147	70	688	1354	56	9	.254



DOUBLE-A WICHITA

WICHITA WIND SURGE
 Texas League (3rd year)
 2023 Record: 64-73 (4th in North)

275 S. McLean Blvd.
 Wichita, KS 67213
 (316) 221-8000

President Jay Miller
 General Manager Bob Moullette
 Director of Corporate Partnerships and Public Relations .. Tim Grubbs
 Stadium Riverfront Stadium
 Capacity 10,005

Manager Ramon Borrego
 Hitting Coach Shawn Schlechter
 Pitching Coaches DJ Engle, Dan Urbina
 Bench Coach Takashi Miyoshi
 Athletic Trainers Tyler Blair, Katie Lortie
 Strength and Conditioning Coach Jacob Needham
 Coordinator, Baseball Technology Chase Carder

2023 WICHITA FINAL STATISTICS

PLAYER	AVG	G	AB	R	H	2B	3B	HR	RBI	SF	SH	HBP	BB	SO	SB	CS	E	OBP
Bañuelos, D	.270	48	152	24	41	7	1	10	30	0	2	3	21	68	1	0	1	.369
Fajardo, Y	.305	123	469	75	143	23	8	9	53	3	1	4	50	84	50	13	4	.375
Garry Jr., W	.264	34	106	14	28	9	2	4	23	1	1	1	7	37	9	1	2	.313
Gray, S	.260	84	285	48	74	9	2	9	37	0	0	7	41	108	14	6	8	.366
Helman, M	.227	6	22	2	5	1	0	1	5	1	0	0	1	5	0	0	0	.250
Holland, W	.197	101	294	50	58	11	3	5	35	2	1	2	42	95	30	7	2	.300
Isola, A	.279	110	408	66	114	22	0	20	58	1	0	6	50	100	5	2	6	.366
Keirsev Jr., D	.305	91	361	59	110	17	5	13	48	2	0	3	31	93	31	5	1	.363
Lee, B	.292	87	349	63	102	31	0	11	61	5	0	2	41	63	6	4	14	.365
Lewis, R	.333	2	6	3	2	1	0	0	1	0	0	1	3	2	0	0	0	.500
Nigro, F	.111	3	9	1	1	0	0	0	0	0	0	0	2	4	0	0	1	.273
Prato, A	.171	43	129	17	22	2	1	2	15	0	2	5	20	35	8	2	2	.305
Ross, B	.226	10	31	5	7	0	0	0	4	1	0	0	4	7	2	0	0	.306
Rucker, J	.248	119	420	51	104	21	4	9	63	5	2	7	42	123	10	11	11	.323
Sabato, A	.221	77	272	38	60	19	1	12	45	2	0	3	42	103	2	2	5	.329
Schmidt, K	.250	2	8	2	2	0	0	0	1	0	0	0	1	2	0	0	0	.333
Schobel, T	.226	49	177	19	40	6	1	2	18	2	0	3	25	40	3	1	6	.329
Severino, Y	.287	84	334	56	96	15	2	24	62	0	0	5	36	117	3	4	12	.365
Shuffield, D	.241	26	87	11	21	2	0	4	10	1	0	0	13	28	6	1	2	.337
Smith, A	.202	26	89	10	18	2	0	2	8	1	0	1	10	31	2	1	0	.287
Soularie, A	.231	79	225	41	52	5	1	11	33	1	0	5	39	75	22	5	4	.356
Winkel, P	.266	88	304	43	81	16	1	10	48	4	0	3	45	86	3	1	12	.362
Yake, E	.177	24	62	9	11	3	0	1	4	0	0	1	10	13	2	2	4	.301
TEAM TOTAL	.259	137	4599	707	1192	222	32	159	662	32	9	62	574	1320	211	68	113	.347

PITCHER	W	L	ERA	G	GS	CBSHO	SV	IP	H	R	ER	HR	HB	BB	SO	WP	BK	BAA	
Adams, T	4	10	5.66	26	25	0	0	0	109.2	118	75	69	16	3	43	97	7	1	.275
Alcala, J	0	0	9.00	2	0	0	0	0	2.0	3	2	2	1	0	1	4	0	1	.333
Bañuelos, D	0	0	94.50	1	0	0	0	0	0.2	6	7	4	0	1	1	0	0	0	.667
Beck, T	3	0	3.06	10	0	0	0	17.2	13	6	6	1	1	9	19	1	1	.203	
Bentley, D	3	1	4.36	29	0	0	0	43.1	50	22	21	3	2	18	45	6	0	.292	
Boyle, M	2	0	2.63	19	0	0	1	27.1	24	8	8	5	0	9	29	1	0	.235	
Bravo, J	3	3	6.28	11	2	0	0	28.2	33	26	20	8	1	10	25	2	0	.280	
Brink, J	1	2	6.00	28	0	0	5	33.0	31	22	22	4	1	21	27	3	0	.250	
Cabezas, A	1	2	4.43	14	0	0	1	20.1	25	12	10	5	2	10	22	0	0	.291	
Carr, J	1	1	6.10	4	1	0	0	10.1	14	8	7	2	1	4	5	2	0	.318	
Donato, C	1	7	11.57	13	11	0	0	42.0	72	55	54	13	2	23	36	0	0	.377	
Enlow, B	3	1	3.17	11	10	0	0	54.0	48	23	19	6	8	13	65	0	2	.236	
Festa, D	3	3	4.39	21	19	0	0	80.0	76	45	39	8	2	33	104	6	0	.249	
Floyd, T	2	2	5.97	28	0	0	0	37.2	45	26	25	6	3	19	41	1	1	.298	
Funderburk, K	1	0	1.00	5	0	0	1	9.0	8	1	1	0	0	6	14	1	0	.235	
German, O	2	1	5.40	15	0	0	0	18.1	24	11	11	1	2	9	15	1	0	.316	
Grace, R	1	3	4.11	27	1	0	2	50.1	40	27	23	5	6	23	53	3	0	.216	
Griffith, O	0	0	--	1	0	0	0	0.0	1	3	3	1	1	1	0	0	0	1.000	
Holland, W	0	0	16.20	3	0	0	0	1.2	4	3	3	2	1	0	0	1	0	.444	
Luna, C	2	9	5.87	23	16	0	0	95.0	106	69	62	30	8	24	96	3	1	.279	
Mattson, I	3	1	3.62	21	1	0	0	32.1	15	15	13	3	4	24	42	3	0	.138	
McMahon, H	2	1	6.71	40	0	0	4	60.1	65	50	45	9	7	19	57	5	0	.277	
Mooney, S	0	1	8.31	5	2	0	0	4.1	5	5	4	2	0	4	5	1	0	.263	
Nordlin, S	0	1	5.67	16	0	0	0	27.0	37	17	17	3	1	12	13	1	0	.322	
Nowlin, J	3	1	3.82	9	7	0	0	37.2	31	21	16	4	8	22	35	8	0	.230	
Ohi, P	7	3	2.69	16	14	0	0	87.0	70	26	26	9	2	13	74	1	0	.217	
Paddack, C	0	1	4.50	1	1	0	0	4.0	4	2	2	1	0	0	6	1	0	.267	
Peguero, F	3	4	4.50	31	0	0	3	40.0	42	24	20	9	2	10	34	1	2	.261	
Phillips, A	1	0	11.57	4	0	0	0	4.2	9	6	6	2	0	6	2	0	1	.429	
Raya, M	0	3	5.28	11	11	0	0	29.0	22	19	17	2	2	14	26	4	1	.204	
Rodriguez, M	3	2	3.95	13	0	0	3	13.2	19	14	6	0	1	4	24	2	0	.317	
Rozek, A	3	3	5.76	26	15	0	0	1	86.0	93	59	55	15	6	30	81	6	1	.276
Scherff, A	4	2	3.57	39	0	0	4	53.0	50	23	21	5	1	31	66	8	0	.244	
Taylor, C	2	5	3.98	31	1	0	0	2	43.0	37	24	19	3	5	21	46	6	1	.230
TEAM TOTAL	64	73	5.06	137	137	0	5	27	1203.0	1240	756	676	188	83	487	1209	85	13	.264



HIGH-A CEDAR RAPIDS

CEDAR RAPIDS KERNELS

Midwest League (10th year / 3rd in High-A)
2023 Record: 82-50 (1st in West)

950 Rockford Rd. SW
Cedar Rapids, IA 52404
(319) 363-3887
FAX: (319) 896-7631

Chief Executive Officer.....Doug Nelson
General Manager.....Scott Wilson
Broadcaster/Media Relations.....Calvin Christoforo
Stadium.....PG Cares Field at Veterans Memorial Stadium
Capacity.....5,300

Manager.....Brian Dinkelmann
Hitting Coaches.....Corbin Day, Yeison Perez (development)
Pitching Coaches.....Carlos Hernandez, Jonas Lovin
Athletic Trainers.....Matt Smith, Randy Yang
Strength and Conditioning Coach.....Blake Kretovics
Coordinator, Baseball Technology.....Jeremy Miranda

2023 CEDAR RAPIDS FINAL STATISTICS

PLAYER	AVG	G	AB	R	H	2B	3B	HR	RBI	SF	SH	HBP	BB	SO	SB	CS	E	OBP
Cardenas, N	.272	90	309	44	84	23	1	3	38	3	0	11	55	77	9	5	3	.397
Cavaco, K	.193	59	202	24	39	4	0	5	14	0	0	2	18	88	1	0	2	.266
Cossetti, A	.262	60	195	45	51	12	3	9	30	4	0	8	42	54	0	0	2	.406
Fedko, K	.242	59	165	29	40	6	2	6	24	2	0	3	41	39	5	2	3	.398
Garry Jr., W	.216	46	134	20	29	8	1	3	15	3	1	2	14	54	10	1	2	.294
Keaschall, L	.313	8	32	5	10	2	0	2	6	0	0	2	3	1	0	0	2	.353
Mack, C	.103	9	29	0	3	1	0	0	3	1	1	0	2	14	1	0	0	.156
McCusker, C	.237	21	76	13	18	4	0	7	18	0	0	1	5	32	0	0	1	.293
Miller, N	.223	120	462	71	103	20	5	8	60	4	1	1	58	108	12	3	8	.309
Morales, J	.262	52	168	32	44	10	2	6	22	1	0	4	27	41	6	1	5	.375
Ortega, J	.233	60	227	38	53	12	2	8	36	4	0	5	28	69	10	2	5	.326
Perez, M	.185	12	27	7	5	0	0	0	1	0	0	5	8	6	2	1	1	.450
Rodriguez, E	.240	99	354	87	85	13	9	16	55	4	0	5	92	134	20	5	6	.400
Rosario, K	.252	118	445	71	112	27	3	21	94	4	0	6	75	157	2	2	3	.364
Ross, B	.240	103	400	61	96	25	2	19	71	6	0	6	45	116	7	3	12	.322
Salas, J	.190	93	331	36	63	13	1	4	33	4	2	8	27	97	22	9	12	.265
Schobel, T	.288	77	302	53	87	10	5	14	61	5	0	4	36	64	9	1	8	.366
Shuffield, D	.143	3	7	1	1	0	0	0	0	0	0	0	4	0	0	0	0	.143
Urbina, M	.180	102	355	45	64	18	3	4	40	2	0	6	49	109	6	3	1	.289
Yake, E	.235	25	68	12	16	1	2	2	7	0	0	1	10	9	2	0	1	.342
TEAM TOTAL	.234	132	4288	694	1003	209	41	137	628	47	5	78	634	1275	125	38	93	.340

PITCHER	W	L	ERA	G	GS	CG	SH	SV	IP	H	R	ER	HR	HB	BB	SO	WP	BK	BAA
Barrington, M	6	2	4.29	39	0	0	0	2	65.0	44	34	31	3	4	40	80	6	1	.195
Carr, J	4	2	1.48	18	6	0	0	1	60.2	45	14	10	2	7	18	61	1	2	.205
Culpepper, C	2	2	4.99	10	10	0	0	0	39.2	40	25	22	2	3	16	36	2	0	.260
Dalatri, G	1	0	1.17	7	0	0	0	1	7.2	3	2	1	0	1	3	7	0	0	.111
Grace, R	2	2	1.16	17	0	0	0	5	23.1	12	4	3	0	5	5	30	1	0	.154
Hicks, J	0	0	14.14	5	0	0	0	1	7.0	15	11	11	0	0	3	10	1	0	.429
Hidalgo, A	0	5	5.28	21	8	0	0	0	58.0	52	38	34	7	2	53	57	4	1	.239
Jones, K	6	6	4.26	22	20	0	0	0	99.1	97	53	47	10	0	35	89	8	1	.255
Klein, J	0	0	3.60	1	1	0	0	0	5.0	6	2	2	0	1	1	4	1	0	.300
Labas, A	2	1	4.88	18	0	0	0	3	24.0	28	14	13	1	0	10	17	4	0	.292
Lewis, C	5	1	2.32	13	13	0	0	0	62.0	48	20	16	3	0	18	63	6	0	.211
MacLeod, C	5	2	4.13	15	14	0	0	0	65.1	67	32	30	7	5	26	61	5	0	.267
Matthews, Z	4	2	4.59	14	13	0	0	0	66.2	65	35	34	13	1	10	59	3	2	.248
Morris, A	5	1	3.28	7	7	0	0	0	35.2	46	15	13	2	0	8	28	1	0	.313
Mullenbach, M	0	1	7.15	8	0	0	0	0	11.1	20	9	9	4	1	4	13	2	0	.377
Neuweiler, C	1	0	5.54	18	0	0	0	0	26.0	23	16	16	4	2	17	29	3	1	.245
Nowlin, J	3	6	4.79	15	13	0	0	0	67.2	69	40	36	11	9	23	79	9	0	.260
Ohl, P	2	4	4.69	8	7	1	0	0	40.1	47	24	21	6	1	5	41	1	0	.285
Paredes, M	7	1	3.14	28	3	0	0	2	63.0	52	26	22	4	2	20	58	3	0	.219
Prielipp, C	0	0	6.75	1	1	0	0	0	4.0	5	4	3	0	0	2	3	0	0	.294
Raya, M	0	1	2.94	11	11	0	0	0	33.2	23	14	11	4	2	8	39	1	2	.192
Rimmel, N	3	2	3.16	28	0	0	0	2	42.2	32	18	15	2	1	24	38	2	2	.218
Rodriguez, M	2	3	2.85	33	0	0	0	14	41.0	32	17	13	2	1	11	42	4	0	.212
Rodriguez, O	7	2	2.43	12	5	0	0	0	40.2	35	17	11	4	4	16	31	3	0	.227
Stankiewicz, J	7	1	3.11	37	0	0	0	4	66.2	51	24	23	7	0	15	66	5	1	.206
Swain, M	2	0	5.53	30	0	0	0	1	40.2	36	28	25	7	2	21	36	7	0	.240
Velez, R	1	1	2.84	3	0	0	0	0	6.1	4	3	2	0	2	3	7	0	2	.174
Whorff, J	2	0	4.91	10	0	0	0	3	14.2	16	9	8	2	0	6	15	2	1	.271
Wilson, J	2	2	4.01	26	0	0	0	1	33.2	41	15	15	1	5	13	26	3	0	.301
Yanez, G	1	0	6.48	5	0	0	0	0	8.1	8	6	6	0	0	3	8	0	0	.250
TEAM TOTAL	82	50	3.90	132	132	1	6	40	1160.0	1062	569	503	108	61	437	1133	88	16	.242



LOW-A FORT MYERS

FOR MYERS MIGHTY MUSSELS
 Low-A Southeast (32nd year / 3rd in Low-A)
 2023 Record: 67-64 (4th in West)

14400 Six Mile Cypress Parkway
 Fort Myers, FL 33912
 (239) 768-4210
FAX: (239) 768-4211

President Chris Peters
 General Manager/Director of Operations..... Judd Loveland
 Media Relations Manager/Broadcaster..... John Vittas
 Stadium William H. Hammond Stadium
 Capacity 8,730

Manager Brian Meyer
 Hitting Coach..... Rayden Sierra
 Assistant Hitting Coach..... Luis Reyes
 Pitching Coaches..... Jared Gaynor, Richard Salazar
 Athletic Trainers..... Chase Thompson, Asja Morello
 Strength and Conditioning Coach..... Sarah Szuba
 Coordinator, Baseball Technology..... Byron Oliver

2023 FORT MYERS FINAL STATISTICS

PLAYER	AVG	G	AB	R	H	2B	3B	HR	RBI	SF	SH	HBP	BB	SO	SB	CS	E	OBP
Aguilar, C.	.223	52	184	24	41	5	6	8	37	3	0	2	17	65	3	2	3	.291
Baez, J.	.174	29	46	10	8	0	0	2	2	0	0	0	15	25	0	0	0	.226
Baez, N.	.268	29	92	18	26	5	0	2	16	0	0	2	25	40	0	0	0	.294
Celestino, G.	.000	2	0	0	0	0	0	0	0	0	0	0	0	0	0	0	0	.000
Centeno, A.	.000	0	0	0	0	0	0	0	0	0	0	0	0	0	0	0	0	.000
Céspedes, R.	.233	115	420	62	98	26	2	13	74	2	0	0	50	101	3	13	3	.313
Cossetti, A.	.330	35	112	20	37	3	2	1	33	3	0	0	25	25	0	0	0	.462
Cruz, R.	.206	66	253	25	52	14	1	11	38	0	0	0	6	66	0	0	0	.270
De Andrade, D.	.244	105	394	72	96	21	1	11	67	0	0	0	14	58	103	20	4	.315
Duran, G.	.184	56	179	23	33	11	1	3	24	2	2	2	32	63	0	2	2	.318
Florentino, F.	.143	4	7	1	1	0	0	0	2	0	0	0	0	1	0	0	0	.222
Harry, J.	.337	27	101	22	34	3	0	0	9	0	0	0	1	8	0	0	0	.416
Helman, M.	.421	19	59	17	28	3	3	4	4	4	2	2	4	3	4	3	0	.542
Houghton, M.	.216	99	273	47	59	14	4	4	36	0	0	0	45	96	24	2	2	.331
Jenkins, W.	.369	10	51	10	20	0	0	0	10	1	0	0	6	6	0	0	0	.446
Keaschall, L.	.250	20	72	20	21	0	0	0	9	0	0	0	15	20	0	0	0	.426
Krivoft, A.	.158	4	19	0	3	0	0	0	0	0	0	0	0	0	0	0	0	.200
Martin, A.	.262	48	126	21	33	3	0	0	21	0	0	0	8	3	0	0	0	.410
Martinez, Y.	.286	25	98	15	28	2	0	2	18	0	0	0	28	38	0	0	0	.352
McCusker, C.	.000	0	0	0	0	0	0	0	0	0	0	0	0	0	0	0	0	.000
Mineo, R.	.000	0	0	0	0	0	0	0	0	0	0	0	0	0	0	0	0	.000
Neuse, D.	.255	79	255	34	65	13	4	3	33	0	0	0	45	57	12	5	5	.366
Nigro, F.	.067	13	30	0	1	1	0	0	0	0	0	0	10	10	0	0	0	.243
Olivar, R.	.200	372	75	106	28	2	2	10	58	0	0	16	59	93	17	4	4	.403
Ortega, J.	.279	60	229	46	64	22	3	6	39	0	0	0	4	64	17	7	8	.396
Perez, H.	.235	5	17	4	6	1	1	1	1	0	0	0	6	6	0	0	0	.417
Perez, M.	.202	59	163	30	33	6	0	7	22	0	0	4	21	54	23	3	3	.307
Perez, S.	.000	0	0	0	0	0	0	0	0	0	0	0	0	0	0	0	0	.000
Polanco, J.	.278	8	18	3	5	0	0	0	0	0	0	0	5	8	0	0	0	.364
Sayre, A.	.217	45	261	51	53	5	0	2	28	3	0	0	8	6	12	1	3	.345
Schmidt, K.	.261	138	523	73	129	23	0	2	147	0	0	0	24	64	6	2	2	.390
Shuffield, D.	.261	33	133	19	33	3	0	2	15	0	0	0	3	23	0	0	0	.358
Jatum, D.	.193	3	10	1	1	0	0	0	0	0	0	0	0	0	0	0	0	.222
William, K.	.197	3	10	1	1	0	0	0	0	0	0	0	0	0	0	0	0	.222
TEAM TOTAL	.242	131	4283	720	1038	235	40	103	645	51	2	100	673	1253	173	43	123	.355

PITCHER	W	L	ERA	G	GS	CG	SHO	SV	IP	H	R	ER	HR	HB	BB	SO	WP	BK	BAA
Alcala, J.	0	0	0.00	1	0	0	0	0	1.0	0	0	0	0	0	0	0	0	0	.000
Aria, D.	2	6	9.45	25	12	0	0	0	46.2	44	51	49	4	9	61	57	11	7	.244
Boadas, M.	2	2	7.75	11	4	0	0	0	36.0	41	35	31	2	10	24	35	3	5	.277
Cleto, T.	4	0	4.40	4	4	0	0	0	14.1	17	9	7	1	18	10	3	0	0	.304
Culpepper, C.	3	3	2.33	11	11	1	0	0	46.1	32	15	12	4	4	15	53	3	3	.196
Ethridge, B.	6	6	6.99	25	13	0	0	1	78.1	59	49	26	2	4	36	63	3	3	.212
Gabbett, R.	0	0	0.00	4	0	0	0	0	12.2	3	3	0	0	0	4	1	0	0	.116
Hamilton, A.	0	0	0.00	1	0	0	0	0	3.0	2	2	0	0	0	1	1	0	0	.118
Henríquez, R.	0	0	4.91	1	0	0	0	0	3.2	4	2	2	0	0	3	4	0	0	.267
Hicks, J.	6	5	3.22	36	6	0	0	0	50.1	46	27	18	4	4	19	65	8	8	.241
Klein, J.	2	1	2.97	6	6	0	0	0	30.1	18	10	10	1	1	13	30	0	0	.170
Labas, A.	2	2	4.85	20	0	0	0	0	29.2	26	21	16	5	5	11	11	0	0	.230
Langenberg, T.	0	0	5.06	6	0	0	0	0	5.1	5	3	3	0	0	3	0	0	0	.388
Lavallee, J.	2	2	7.78	30	2	0	0	2	41.2	48	41	36	6	6	33	47	9	1	.291
Lee, J.	0	0	0.00	2	0	0	0	0	3.0	4	0	0	0	0	3	3	0	0	.308
Lewis, C.	4	4	3.75	9	9	0	0	0	39.1	26	17	12	2	3	15	55	8	8	.179
MacLeod, C.	0	0	0.00	2	2	0	0	0	5.1	1	1	2	0	0	6	0	0	0	.056
Martínez, Y.	0	0	11.57	3	0	0	0	0	3.0	4	4	3	0	0	0	0	0	0	.364
Matthews, Z.	1	1	2.86	7	7	0	0	0	38.2	31	15	11	3	0	5	53	2	2	.217
Mendez, J.	5	5	4.39	34	6	0	0	0	46.0	31	26	25	2	4	31	66	12	7	.189
Mercedes, J.	1	1	5.61	8	6	0	0	0	25.2	30	20	16	1	2	15	2	2	0	.294
Mineo, R.	0	0	0.00	1	1	0	0	0	2.0	0	0	0	0	0	1	1	0	0	.209
Mooney, S.	0	0	0.00	30	0	0	0	0	0	0	0	0	0	0	23	3	1	0	.000
Moreno, D.	2	2	5.40	30	0	0	0	0	46.2	49	33	28	4	7	26	39	8	3	.268
Morris, A.	3	2	2.59	11	10	0	0	0	48.2	40	19	14	2	2	11	51	4	4	.216
Noble, J.	2	2	3.38	10	9	0	0	0	50.2	38	21	19	1	2	23	43	2	2	.211
Olivares, J.	3	3	6.22	21	20	0	0	0	85.1	82	61	59	15	3	43	83	9	2	.251
Paddock, C.	0	0	6.75	1	1	0	0	0	2.2	2	2	2	0	0	2	2	0	0	.200
Perez, M.	0	0	40.50	2	2	0	0	0	0.2	0	0	0	0	0	4	0	0	0	.000
Perez, S.	6	2	3.30	35	1	0	0	2	62.2	54	28	23	3	5	15	63	1	2	.228
Reyes, W.	4	4	5.49	28	3	0	0	0	57.1	67	41	35	4	4	38	58	4	3	.295
Santos, N.	1	0	4.15	3	0	0	0	0	4.1	3	3	2	0	0	5	5	0	0	.214
Schmidt, K.	4	4	0.00	27	0	0	0	0	0.1	0	0	0	0	0	0	0	0	0	.000
Veen, R.	5	3	3.49	41	0	0	0	0	58.1	50	34	28	6	6	26	48	4	0	.233
Vetoz, J.	2	2	3.75	15	5	0	0	0	48.0	35	16	15	1	1	17	36	6	3	.202
Whorff, J.	3	3	4.58	32	0	0	0	0	4.2	4	2	2	0	0	2	2	0	0	.263
Yanez, C.	4	4	4.58	32	0	0	0	0	51.1	57	31	26	3	3	61	4	4	0	.288
TEAM TOTAL	67	64	4.44	131	131	2	7	24	1134.0	993	639	559	96	86	570	1208	118	33	.234



FLORIDA COMPLEX LEAGUE

FLORIDA COMPLEX LEAGUE TWINS

14110 Six Mile Cypress Parkway

Fort Myers, FL 33912

(239) 533-7640

FAX: (239) 485-2448

Rookie (32nd year)

2023 Record: 25-29 (T-4th in South)

Stadium Bill Smith Field at Lee County Sports Complex
 Manager Seth Feldman
 Pitching Coaches Argenis Angulo, Anders Dzurak
 Pitching Coaches Calvin Maduro, Kevin Rodriguez
 Hitting Coaches Emilio Guerrero, Collin McBride, Humberto Miranda
 Rehab Hitting Coach Andrew DiTullio
 Rehab Pitching Coach Josh Tols
 Development Coaches Nico Giarratano, Tristan Toorie
 Lead Athletic Trainer Allison Susa

Assistant Athletic Trainers Thaddeus Hayes, Morgan Leichtenberger
 Strength & Conditioning Coaches Matt Anti, John Behr, Jean Castillo
 Rehab Strength & Conditioning Coach John Gentile
 Physical Therapists Nick Coberly, Christian Hintz
 Physical Therapists Danielle Honnette, Edwin Porras
 Coordinator, Baseball Technology Kevin Marable
 Minor League Equipment Manager Matt Cheesman
 Assistant Minor League Clubhouse Manager Jimmy Couto
Staff listing includes additional Complex staff

2023 FCL TWINS FINAL STATISTICS

PLAYERS	AVG	G	AB	R	H	2B	3B	HR	RBI	SF	SH	HBP	BB	SO	SB	CS	E	OBP
Acuna, B	.185	40	119	8	22	2	0	1	14	2	0	0	25	39	4	4	7	.327
Baez, N	.300	10	23	3	7	2	0	1	0	0	0	0	2	2	0	0	0	.417
Castro, W	.077	13	3	1	1	0	0	0	0	0	0	0	0	0	0	0	0	.250
Cavaco, K	.333	15	3	5	1	1	0	0	3	0	1	0	5	0	0	0	1	.333
Centeno, A	.231	35	104	16	24	2	2	10	0	0	0	3	24	46	4	2	0	.389
Chourio, B	.262	24	84	11	22	3	0	0	11	0	0	2	20	19	4	4	2	.415
Daniel, O	.205	17	44	11	9	4	0	0	8	0	0	2	14	12	4	2	7	.417
Duran, G	.000	2	5	0	0	0	0	0	0	0	0	0	2	2	0	0	0	.286
Elvis, C	.188	16	2	3	1	0	0	1	1	1	1	1	3	3	2	1	4	.333
Grant, H	.250	36	124	17	31	5	1	4	23	2	0	0	12	37	2	0	1	.317
Harry, J	.375	4	8	1	3	1	0	0	1	0	0	0	3	0	0	0	0	.583
Hewitt, D	.000	4	9	2	0	0	0	0	0	0	0	0	1	4	4	0	0	.100
Jenkins, W	.333	14	54	6	18	3	1	2	12	0	0	0	5	8	4	2	0	.390
Keaschall, L	.143	3	7	4	1	0	0	0	0	0	0	0	3	2	2	0	0	.500
Madrigal, R	.429	7	15	6	1	1	0	0	0	0	0	4	2	12	1	0	0	.333
Martin, A	.067	7	2	3	0	0	0	1	1	1	1	1	1	1	2	2	0	.600
Mercedes, Y	.196	25	97	14	19	4	1	4	17	1	1	0	23	23	3	3	2	.248
Michel, F	.152	24	46	12	7	1	0	1	5	0	0	0	18	18	2	0	3	.339
Nigro, F	.177	14	35	4	6	1	0	1	3	0	0	0	3	32	1	1	1	.310
Nova, A	.200	30	85	8	17	5	0	1	13	0	0	0	16	32	0	0	2	.340
Ortiz, J	.177	34	97	16	14	2	1	1	13	0	1	1	13	31	2	2	11	.320
Pena, D	.278	34	79	14	27	4	0	1	12	2	2	2	15	18	2	0	2	.376
Pena, I	.281	44	139	28	39	5	3	3	17	1	1	0	24	28	11	1	11	.388
Rivero, G	.186	19	43	6	8	0	0	1	2	0	0	0	6	12	3	0	2	.314
Rodriguez, A	.000	4	8	1	0	0	0	0	0	0	0	0	1	3	0	0	0	.111
Rodriguez, E	.292	16	41	7	12	6	1	2	10	0	0	2	10	20	1	1	1	.453
Rodriguez, J	.267	49	187	28	49	10	0	6	23	3	0	1	18	41	0	2	2	.325
Ruiz, P	.101	9	28	4	3	1	0	0	1	1	0	0	3	6	0	0	0	.188
Salas, J	.111	2	9	1	1	0	0	0	0	0	0	0	2	7	0	0	0	.200
Sayre, A	.077	4	13	2	1	0	0	0	1	0	0	0	3	1	1	1	0	.250
Schell, A	.000	3	0	0	0	0	0	0	0	0	0	0	1	1	1	0	0	.250
Shuffield, D	.543	4	12	6	0	0	0	0	0	0	0	0	2	5	0	0	1	.613
Vasquez, A	.083	3	12	0	0	0	0	0	0	0	0	0	1	4	0	0	0	.154
Winokur, B	.288	17	66	14	19	5	0	4	17	0	0	1	4	23	0	0	2	.338
TEAM TOTAL	.230	54	1633	255	375	71	10	37	222	15	2	44	255	474	59	25	91	.346

PITCHER	W	L	ERA	G	GS	CG	SHO	SV	IP	H	R	ER	HR	HB	BB	SO	WP	BK	BAA
Banks, P	2	1	6.14	12	0	0	0	0	22.0	28	17	15	0	0	24	2	0	0	.311
Bengard, S	0	0	0.00	2	1	0	0	0	2.0	1	0	0	0	0	1	3	0	0	.143
Brischoff, K	3	0	3.18	9	0	0	0	1	22.2	15	10	8	3	3	9	33	6	0	.181
Bonilla, J	1	1	8.78	8	0	0	0	0	13.1	16	14	12	1	1	15	11	1	0	.286
Gabbert, M	3	1	4.05	9	3	0	0	0	26.2	32	14	12	1	0	11	36	0	0	.305
Garcia Jr, H	0	0	13.50	2	0	0	0	0	1.0	4	3	2	1	1	1	2	0	0	.500
Griffith, O	0	0	1.50	4	0	0	0	0	6.0	5	3	1	1	1	0	4	0	0	.227
Gutierrez, C	0	6	6.03	11	3	0	0	0	31.1	39	34	21	6	3	14	43	3	0	.295
Hamilton, A	1	0	4.50	5	0	0	0	0	2.0	4	1	1	0	0	0	2	0	0	.444
King, J	0	0	5.40	3	0	0	0	0	12.0	2	1	1	1	1	1	1	0	0	.333
Kirby, D	1	0	3.09	6	0	0	0	0	11.2	10	4	4	0	0	6	6	0	0	.238
Klein, J	0	3	5.87	6	6	0	0	0	23.0	29	17	15	3	6	27	7	0	0	.305
Landaeta, Y	3	0	4.26	17	0	0	0	4	25.1	21	18	12	2	1	30	37	8	0	.221
Langenberg, T	0	0	0.00	2	0	0	0	0	2.0	1	1	0	0	0	3	0	0	0	.143
Lares, C	0	4	8.13	9	9	0	0	0	31.0	38	30	28	5	6	8	43	4	3	.295
Lee, J	0	0	0.00	0	0	0	0	1	1.0	0	0	0	0	0	0	0	0	0	.000
Liendo, B	0	1	3.38	6	1	0	0	0	13.1	6	9	5	0	2	10	1	1	1	.136
Lopez, J	0	0	10.54	9	0	0	0	0	13.2	16	19	16	2	2	12	12	1	2	.291
Maldonado, C	1	1	4.82	11	2	0	0	0	29.2	31	13	12	1	1	15	21	1	1	.295
Medina, B	2	2	1.77	8	8	0	0	0	37.1	30	25	20	1	5	19	24	2	0	.216
Mercedes, J	0	0	6.00	3	0	0	0	0	15.0	8	3	2	2	0	4	25	0	1	.151
Mitchell, J	0	0	0.00	1	1	0	0	0	3.0	3	2	0	0	0	1	0	0	0	.250
Mooney, S	0	0	0.00	1	1	0	0	0	2.0	0	0	0	0	0	0	2	0	0	.143
Neff, Z	0	0	0.00	2	0	0	0	0	2.0	0	0	0	0	0	0	0	0	0	.167
Noble, J	2	0	2.19	3	3	0	0	0	15.2	12	3	3	0	0	7	20	6	0	.218
Olivares, M	1	1	0.00	12	1	0	0	2	12.1	7	7	4	0	3	11	18	1	1	.163
Phillips, A	0	0	0.00	1	0	0	0	0	1.0	0	0	0	0	0	0	0	0	0	.000
Prielipp, C	0	0	6.75	3	0	0	0	0	2.0	3	2	2	0	0	4	1	0	0	.300
Rocha, L	0	0	0.00	1	0	0	0	0	2.0	1	1	1	0	0	0	0	0	0	.143
Rodriguez, A	0	0	3.00	1	0	0	0	0	3.0	1	0	0	0	0	5	2	2	0	.143
Santos, N	0	0	4.50	2	2	0	0	0	6.0	6	3	3	0	0	0	0	0	0	.250
Sharpe, S	0	0	3.98	6	0	0	0	0	20.1	16	4	3	0	0	13	17	0	0	.213
Soriano, E	1	1	2	0	0	0	0	0	3.0	4	4	0	0	0	0	0	0	0	.211
Velez, R	1	1	3.00	6	0	0	0	0	12.0	8	8	0	0	0	0	0	0	0	.288
Wosinski, J	2	4	6.21	12	8	0	0	0	33.1	40	31	23	6	5	16	42	0	0	.288
TEAM TOTAL	25	29	4.80	54	54	0	3	10	438.2	432	296	234	37	42	238	513	69	14	.237

DOMINICAN REPUBLIC BASEBALL ACADEMY



DOMINICAN SUMMER LEAGUE TWINS

Dominican Summer League
2023 Record: 14-37 (8th in South)

Academia de Minnesota Twins
Kilómetro 2 carretera de Jubey
Boca Chica
Santo Domingo Este

2023 DOMINICAN ACADEMY STAFF

Manager.....Rafael Martinez
Hitting Coach.....Jairo Rodriguez
Hitting Coach.....Ruben Santana
Pitching Coach.....Erick Julio
Pitching Coach.....Jesus Sanchez
Infield Coach.....Jimmy Alvarez
Athletic Trainer.....Carlos Frias
Athletic Trainer.....Wladimir Morales
Athletic Trainer.....Camille Pacheco
Latin American Strength & Conditioning Coordinator....Juan Carlos Pinto
Strength & Conditioning Coach.....Miguel Cabrera
Strength & Conditioning Coach.....Serena Dahrning
Coordinator, Baseball Technology Dominican Republic.....José Miguel

Manager, Dominican Academy Operations.....Francisco Solano
Assistant, Academy Administrator.....Carlos Naut
Assistant, International Operations.....Nataly Burgos
Specialist, Language & Continuing Education.....Pierre Jacotin
Clubhouse Manager.....Jose Carrion
Maintenance Lead.....Wilkin Mora
Maintenance Assistant.....Cristián Balbuena
Driver.....Benedicto Herrera
Kitchen and Housekeeping Provider.....ELEVER
Education Platform.....DAWRE
Education Provider.....ENTRENA
English Language Services Provider.....Berlitz Santo Domingo

2023 DSL FINAL STATISTICS

PLAYER	AVG	G	AB	R	H	2B	3B	HR	RBI	SF	SH	HBP	BB	SO	SB	CS	E	OBP
Bass, J	.308	46	143	26	44	5	1	1	16	2	0	3	22	24	12	7	5	.406
Castro, A	.206	44	160	31	33	7	4	4	24	1	0	4	24	63	4	5	2	.323
Chivilli, H	.173	25	81	14	14	1	1	2	8	3	0	1	12	37	4	2	12	.278
Del Valle, J	.306	31	72	9	22	3	0	1	13	1	1	3	6	15	7	4	2	.378
Gervis, D	.179	34	67	15	12	2	2	0	5	1	0	1	16	16	5	1	6	.341
Hernandez, J	.169	29	77	9	13	3	1	0	6	1	0	2	9	20	1	3	5	.270
Herrera, Y	.228	42	114	25	26	11	2	1	19	4	0	1	30	31	10	6	13	.383
Lopez, M	.269	46	145	27	39	7	3	5	32	2	0	5	22	52	10	1	14	.379
Matos, E	.242	39	128	21	31	8	2	1	15	2	0	5	8	47	5	2	5	.308
Pena, D	.382	39	123	25	47	8	3	0	16	0	0	2	14	9	13	4	9	.453
Pena, R	.276	26	76	20	21	5	0	1	10	1	0	4	7	14	3	1	8	.364
Peraza, J	.231	33	65	5	15	4	0	0	11	0	0	5	12	17	1	0	7	.390
Roman, J	.283	42	99	12	28	7	0	2	19	1	0	1	14	20	0	1	2	.374
Silva, C	.196	41	112	17	22	6	0	1	11	0	0	4	18	28	3	0	3	.328
Trinidad, A	.209	38	86	11	18	5	1	1	9	1	0	3	5	21	5	4	0	.274
Zapata, J	.216	31	51	9	11	2	1	0	5	0	0	0	10	13	2	4	6	.344
TEAM TOTAL	.248	52	1599	276	396	84	21	20	219	20	0	44	229	427	85	43	109	.354

PITCHER	W	L	ERA	G	GS	CG	SHO	SV	IP	H	R	ER	HR	HB	BB	SO	WP	BK	BAA
Betancourt, J	0	0	6.00	5	2	0	0	1	3.0	2	5	2	0	0	7	5	1	1	.154
Abrego, G	0	0	6.75	7	1	0	0	0	8.0	12	10	6	1	0	5	8	1	0	.343
Betancourt, J	0	2	16.20	14	0	0	0	0	13.1	18	26	24	0	10	25	11	23	0	.340
Bohórquez, A	0	4	5.25	8	6	0	0	0	24.0	21	20	14	0	3	18	30	5	1	.233
Cordero, M	1	2	2.81	9	9	1	0	0	41.2	38	21	13	2	2	18	46	8	3	.242
Cota, J	2	2	2.73	10	5	0	0	0	29.2	20	15	9	0	2	7	30	3	0	.185
Crisostomo, A	0	0	2.25	7	0	0	0	2	8.0	6	4	2	0	1	3	10	2	0	.214
De Jesus, Y	2	3	4.24	10	4	0	0	0	40.1	30	33	19	5	4	22	44	5	0	.195
Del Valle, J	0	0	0.00	3	0	0	0	0	1.2	1	0	0	0	0	0	1	0	0	.167
Dishmey, C	1	1	7.82	7	0	0	0	1	12.2	14	15	11	1	0	8	14	1	1	.275
Garcia, J	2	2	4.88	11	2	0	0	1	31.1	32	21	17	2	2	15	39	2	0	.258
Garcia, R	0	1	4.58	9	1	0	0	0	17.2	17	11	9	5	1	10	14	1	0	.230
Hernandez, C	0	7	11.53	11	7	0	0	0	29.2	43	52	38	2	4	35	32	19	0	.323
Lugo, L	0	5	7.33	10	2	0	0	0	27.0	34	28	22	2	10	20	22	14	0	.304
Machuca, E	1	0	5.71	12	0	0	0	0	17.1	17	15	11	1	2	17	26	11	1	.246
Monsalve, F	0	0	19.64	2	0	0	0	0	3.2	7	10	8	1	0	7	3	2	0	.412
Ojo, J	2	1	3.43	15	0	0	0	1	21.0	17	10	8	1	3	15	25	13	1	.227
Paredes, O	1	0	6.00	12	0	0	0	1	15.0	14	14	10	3	1	7	12	4	0	.237
Rincon, L	0	0	6.48	8	1	0	0	0	8.1	6	8	6	0	2	12	11	6	1	.194
Roman, J	0	0	0.00	1	0	0	0	0	1.0	0	0	0	0	0	0	0	0	0	.000
Rubio, O	0	0	--	1	1	0	0	0	0.0	1	2	1	0	0	3	0	0	0	1.000
Soriano, E	1	2	3.38	6	2	0	0	0	21.1	25	13	8	2	1	6	29	4	0	.275
Surumay, J	0	1	12.36	6	2	0	0	0	8.0	15	13	11	2	1	7	9	4	2	.385
Taveras, L	0	2	9.82	3	3	0	0	0	11.0	18	14	12	0	4	4	23	2	2	.367
Vasquez, J	1	2	11.62	11	6	0	0	0	26.1	33	35	34	1	9	32	26	9	6	.317
Zapata, J	0	0	12.00	1	0	0	0	0	3.0	7	4	4	1	0	1	0	0	1	.467
TEAM TOTAL	14	37	6.33	52	52	1	0	6	421.0	446	394	296	32	62	297	465	139	19	0.266

TWINS 2023 MINOR LEAGUE AWARDS

SHERRY ROBERTSON AWARD – MINOR LEAGUE PLAYER OF THE YEAR INF BROOKS LEE, WICHITA & ST. PAUL

Infielder Brooks Lee was named the 2023 Sherry Robertson Award winner as Twins Minor League Player of the Year.

Lee, 22, split the minor league season between Double-A Wichita and Triple-A St. Paul, combining to hit .275 (138-for-501) with 39 doubles, three triples, 16 home runs, 84 RBI, 83 runs scored and an .808 OPS in 125 games. He began the season with Wichita, leading all Double-A hitters with 31 doubles and pacing the Texas League with 42 extra-base hits before being promoted to St. Paul in early August.

The 5-foot-11, 205-pound infielder was named Twins minor league Player of the Week two times during the season (May 7 and July 16) and finished the season ranking first among all Twins minor leaguers in doubles (39), tied for second in RBI (81) and second in total bases (231), third in hits (138) and games played (125), and fourth in runs scored (83). Lee was also one of 10 players in all minor league baseball with 80-plus runs scored, 35-plus doubles, 15-plus home runs, 80-plus RBI and 50-plus walks in the 2023 season. He is ranked by both MLB.com and *Baseball America* as the second-best prospect in the Twins system.



JIM RANTZ AWARD – MINOR LEAGUE PITCHER OF THE YEAR RHP CORY LEWIS, WICHITA & ST. PAUL

Right-hander Cory Lewis was named the 2023 Jim Rantz Award winner as the Twins Minor League Pitcher of the Year.

Lewis, 22, split the 2023 minor league season between Low-A Fort Myers and High-A Cedar Rapids, combining to go 9-4 with a 2.49 ERA (101.1 IP, 28 ER), 33 walks, 118 strikeouts, a 1.06 WHIP and a .198 (74-for-373) opponent batting average in 22 starts.

The 6-foot-5, 220-pound right-hander was named Twins minor league Pitcher of the Week one time on the season (June 11) and was tied for first among all Twins minor league pitchers in wins (9), second in strikeouts (118), tied for third in games started (22) and seventh in innings pitched (101.1). He is ranked by MLB.com as the No. 13 prospect in the Twins organization.



TWINS 2023 MINOR LEAGUE WEEKLY AWARDS

MINOR LEAGUE PLAYER OF THE WEEK

WEEK	NAME	POS	STATISTICS	AFFILIATE
April 9	Edouard Julien	INF	.300 (3-for-10), 1 HR, 2 RBI, 3 BB, 1.457 OPS	St. Paul
April 16	Ben Ross	INF	.450 (9-for-20), 2 2B, 1 HR, 1.155 OPS	Cedar Rapids
April 23	Andrew Cossetti	C	.643 (9-for-14), 3 HR, 3 BB, 2.134 OPS	Fort Myers
April 30	Michael Helman	INF	.444 (8-for-18), 1 2B, 1 3B, 2 HR, 8 RBI, 1.444 OPS	FM/St. Paul
May 7	Brooks Lee	INF	.571 (8-for-14), 4 2B, 3 BB, 1.504 OPS	Wichita
May 14	Yunior Severino	INF	.444 (8-for-18), 2 2B, 3 HR, 6 RBI, 3 BB, 1.056 SLG	Wichita
May 21	Kala'i Rosario	OF	.538 (7-for-13), 1 2B, 2 HR, 5 RBI, 1.702 OPS	Cedar Rapids
May 28	Ricardo Olivar	C/OF	.600 (6-for-10), 1 2B, 1 HR, 1.600 OPS	Fort Myers
June 4	Matt Wallner	OF	.444 (8-for-18), 1 2B, 3 HR, 8 RBI, 1.585 OPS	St. Paul
June 11	Jair Camargo	C	.375 (6-for-16), 4 HR, 10 RBI, 1.537 OPS	St. Paul
June 18	Chris Williams	C/1B	.467 (7-for-15), 6 HR, 14 RBI, 5 BB, 1.667 SLG, 2.267 OPS	St. Paul
June 25	Emmanuel Rodriguez	OF	.571 (8-for-14), 3 HR, 6 RBI, 2.095 OPS	Cedar Rapids
July 2	Matt Wallner	OF	.409 (9-for-22), 2 2B, 1 3B, 2 HR, 7 RBI, 1.298 OPS	St. Paul
July 9	Dameury Peña	INF	.429 (6-for-14), 3 2B, 1 3B, 2 RBI, 3 R, 1.252 OPS	Wichita
July 16	Brooks Lee	INF	.429 (6-for-14), 1 2B, 2 HR, 5 RBI, 3 R, 1.357 OPS	St. Paul
July 23	Emmanuel Rodriguez	OF	.375 (6-for-16), 1 2B, 1 3B, 1 HR, 5 BB, 1.316 OPS	Cedar Rapids
July 30	Yunior Severino	INF	.313 (5-for-16), 4 HR, 6 RBI, 2 BB, 1.451 OPS	Wichita
August 6	Emmanuel Rodriguez	OF	.333 (5-for-15), 3 HR, 6 RBI, 4 BB, .933 SLG, 1.407 OPS	Cedar Rapids
August 13	Danny De Andrade	INF	.462 (6-for-13), 2 2B, 1 HR, 6 RBI, 1 BB, 6 R, 1.380 OPS	Fort Myers
August 20	Austin Martin	OF/INF	.353 (6-for-17), 3 HR, 9 RBI, .882 SLG, 1.304 OPS	St. Paul
August 27	DaShawn Keirse Jr.	OF	.412 (7-for-17), 1 2B, 1 3B, 1 HR, 5 RBI, 4 BB, 1.289 OPS	St. Paul
Sept. 3	Walker Jenkins	OF	.500 (12-for-24), 2 2B, 1 HR, 5 RBI, .708 SLG, 1.228 OPS	Fort Myers
Sept. 10	Emmanuel Rodriguez	OF	.333 (3-for-9), 1 3B, 3 RBI, 6 BB, .600 OBP, 1.156 OPS	Cedar Rapids
Sept. 17	Noah Cardenas	C	.500 (4-for-8), 1 2B, 2 RBI, 5 BB, 1.317 OPS	Cedar Rapids
Sept. 24	Emmanuel Rodriguez	OF	.364 (4-for-11), 3 HR, 7 RBI, 3 BB, 4 R, 1.396 OPS	Cedar Rapids

MINOR LEAGUE PITCHER OF THE WEEK

WEEK	NAME	POS	STATISTICS	AFFILIATE
April 9	David Festa	RHP	0.00 ERA, 5.0 IP, 1 H, 8 K in 1 start	Wichita
April 16	Zebby Matthews	RHP	0.00 ERA, 5.0 IP, 0 H, 1 BB, 7 K in 1 start	Fort Myers
April 23	Bailey Ober	RHP	0.00 ERA, 5.0 IP, 3 H, 1 BB, 6 K in 1 start	St. Paul
April 30	Louie Variand	RHP	1.69 ERA (5.1 IP, 1 ER), 4 H, 2 BB, 8 K in 1 start	St. Paul
May 7	Alejandro Hidalgo	RHP	0.00 ERA, 5.1 IP, 3 H, 1 BB, 9 K in 1 start	Cedar Rapids
May 14	C.J. Culppepper	RHP	1.69 ERA (5.1 IP, 1 ER), 4 H, 1 BB, 8 K in 1 start	Fort Myers
May 21	Blayne Enlow	RHP	1.69 ERA (5.1 IP, 1 ER), 6 H, 10 K in 1 start	Wichita
May 28	Marco Raya	RHP	0.00 ERA, 0 H, 0 BB, 5 K in 1 start	Cedar Rapids
June 4	Brent Headrick	LHP	1.80 ERA (5.0 IP, 1 ER), 5 H, 7 K in 1 relief appearance	St. Paul
June 11	Cory Lewis	RHP	0.00 ERA, 5.0 IP, 3 H, 1 BB, 8 K in 1 start	Cedar Rapids
June 18	Marco Raya	RHP	3.00 ERA (3.0 IP, 1 ER), 2 H, 6 K in 1 start	Cedar Rapids
June 25	Cesar Lares	LHP	0.00 ERA, 3.0 IP, 1 H, 5 K in 1 start	FCL
July 2	Kyle Jones	RHP	1.23 ERA (4.0 IP, 1 ER), 4 H, 5 BB, 8 K in 2 appearances (1 start)	Cedar Rapids
July 9	C.J. Culppepper	RHP	0.00 ERA (11.0 IP, 0 ER), 6 H, 1 BB, 8 K in 2 starts	Cedar Rapids
July 16	Marco Raya	RHP	0.00 ERA, 3.2 IP, 1 H, 1 BB, 4 K in 1 start	Wichita
July 23	David Festa	RHP	0.00 ERA, 3.0 IP, 2 H, 1 BB, 6 K in 1 start	Wichita
July 30	Zebby Matthews	RHP	1.50 ERA (6.0 IP, 1 ER), 5 H, 7 K in 1 start	Cedar Rapids
August 6	Pierson Ohl	RHP	0.00 ERA, 6.0 IP, 3 H, 1 BB, 5 K in 1 start	Wichita
August 13	Louie Variand	RHP	0.00 ERA, 7.1 IP, 3 H, 1 BB, 6 K in 1 start	Wichita
August 20	Andrew Morris	RHP	1.80 ERA (5.0 IP, 1 ER), 2 R, 6 H, 7 K in 1 start	St. Paul
August 27	David Festa	RHP	1.80 ERA (5.0 IP, 1 ER), 2 H, 7 K in 1 start	Wichita
Sept. 3	David Festa	RHP	1.80 ERA (5.0 IP, 1 ER), 4 H, 1 BB, 7 K in 1 start	St. Paul
Sept. 10	S. Woods Richardson	RHP	1.50 ERA, (6.0 IP, 1 ER), 4 H, 1 BB, 5 K in 1 start	St. Paul
Sept. 17	C.J. Culppepper	RHP	1.80 ERA (5.0 IP, 1 ER), 4 H, 1 BB, 8 K in 1 start	Cedar Rapids
Sept. 24	Andrew Morris	RHP	1.80 ERA (5.0 IP, 1 ER), 3 H, 0 BB, 7 K in 1 start	Cedar Rapids

SHERRY ROBERTSON AWARD

Year	Player	Pos	Year	Player	Pos
1970	Mark Wiley	P	1997	David Ortiz	1B
1971	Steve Brye	OF	1998	Doug Mientkiewicz	1B
1972	Tom Smithson	C	1999	Michael Restovich	OF
1973	Craig Kusick	1B	2000	John Barnes	OF
1974	Butch Wynegar	C	2001	Michael Cuddyer	3B
1975	Steve Luebber	P	2002	Lew Ford	OF
1976	Dan Graham	C	2003	Joe Mauer	C
1977	Greg Field	P	2004	Jason Kubel	OF
1978	Steve Douglas	OF	2005	David Winfree	3B
1979	Steve Green	P	2006	Alexi Casilla	IF
1980	Bob Konopa	P	2007	Brian Buscher	3B
1981	Kent Hrbek	1B	2008	Ben Revere	OF
1982	Jeff Teufel	C	2009	Ben Revere	OF
1983	Tim Lincecum	2B	2010	Joe Benson	OF
1984	Curt Wardle	OF	2011	Brian Dozier	SS
1985	Mark Davidson	P	2012	Oswaldo Arcia	OF
1986	Gene Larkin	1B	2013	Byron Buxton	OF
1987	Mike Dyer	P	2014	Kennys Vargas	1B/DH
1988	Pete Delkus	P	2015	Max Kepler	OF/1B
1989	Paul Sorrento	1B	2016	Zack Granite	OF
1990	Denny Neagle	P	2017	Mitch Garver	C
1991	Pat Mahomes	P	2018	Alex Kirilloff	OF
1992	Marty Cordova	OF	2019	Trevor Larnach	OF
1993	LaTroy Hawkins	P	2021	Jose Miranda	IF
1994	LaTroy Hawkins	P	2022	Matt Wallner	OF
1995	Javier Valentin	C	2023	Brooks Lee	IF
1996	Todd Walker	3B/2B			

JIM RANTZ AWARD

Year	Player	Pos
2002	J.D. Durbin	RHP
2003	Jesse Crain	RHP
2004	Scott Baker	RHP
2005	Francisco Liriano	LHP
2006	Matt Garza	RHP
2007	Kevin Slowey	RHP
2008	Anthony Slama	RHP
2009	David Bromberg	RHP
2010	Kyle Gibson	RHP
2011	Liam Hendriks	RHP
2012	B.J. Hermens	RHP
2013	Andrew Albers	LHP
2014	José Berrios	RHP
2015	José Berrios	RHP
2016	Stephen Gonsalves	LHP
2017	Aaron Slegers	RHP
2018	Lewis Thorpe	RHP
2019	Randy Dobnak	LHP
2021	Louie Varland	RHP
2022	Louie Varland	RHP
2023	Cory Lewis	RHP

TWINS 2023 FIRST-YEAR PLAYER DRAFT

RD (Pick)	PLAYER	POS	B/T	HT	WT	DOB	HOMETOWN	SCHOOL	SCOUT
1 (5)	Walker Jenkins	OF	L/R	6'3"	210	2/19/05	Southport, NC	S. Brunswick HS (NC)	Dawson
CB A (34)	Charlee Soto	RHP	S/R	6'5"	210	8/31/05	Kissimmee, FL	Reborn Christian	Dowdy
2 (49)	Luke Keaschall	2B	R/R	6'1"	190	8/15/02	Watsonville, CA	Arizona State University	Wagoner
3 (82)	Brandon Winkokur	CF	R/R	6'5"	210	12/16/04	Huntington Beach, CA	Edison HS	Leavitt
4 (114)	Tanner Hall	RHP	R/R	6'1"	186	3/18/02	Zachary, LA	Southern Miss.	Williams
5 (150)	Dylan Questad	RHP	R/R	6'1"	200	11/2/04	Waterford, WI	Waterford HS (WI)	Bisenius
6 (177)	Jay Harry	SS	L/R	6'0"	190	7/18/02	Metuchen, NJ	Penn State	Venuto
7 (207)	Nolan Santos	RHP	R/R	6'1"	205	12/7/00	Miami Beach, FL	Bethune-Cookman	Dowdy
8 (237)	Jace Stoffal	RHP	R/R	6'3"	218	7/19/02	Roseburg, OR	Oregon	Blackwell
9 (267)	Jack Dougherty	RHP	R/R	6'4"	215	10/5/01	Collierville, TN	Ole Miss	Williams
10 (297)	Ross Dunn	LHP	R/L	6'3"	225	2/20/02	Salt Lake City, UT	Arizona State University	Wagoner
11 (327)	Ty Langenberg	RHP	R/R	6'2"	190	12/8/01	Urbandale, IA	Iowa	Bisenius
12 (357)	Paulshawn Pasqualotto	RHP	R/R	6'1"	200	6/14/01	Las Vegas, NV	California	Tashjian
13 (387)	Jeremy Lee	RHP	R/R	5'11"	203	9/7/01	Valley Grande, AL	South Alabama	Williams
14 (417)	Xander Hamilton	RHP	L/R	6'3"	223	7/7/01	Raleigh, NC	Appalachian State University	Dawson
15 (447)	Spencer Bengard	RHP	R/R	6'4"	220	4/19/02	Moreno Valley, CA	Cal Baptist	Leavitt
16 (477)	Anthony Silvas	RHP	R/R	6'3"	220	9/2/02	Moreno Valley, CA	Riverside CC	Leavitt
17 (507)	Kade Bragg	LHP	R/L	6'1"	190	7/2/01	Ennis, TX	Angelo State	Brown
18 (537)	Hector Garcia Jr.	RHP	R/R	5'10"	190	10/12/01	Fullerton, CA	Hope International	Leavitt
19 (567)	Sam Parker	OF	L/L	6'4"	215	10/13/04	Marietta, GA	Kennesaw Mountain HS (GA)	Powell
20 (597)	Ashton Larson	OF	L/L	6'1"	193	2/13/05	Overland Park, KS	St. Thomas Aquinas HS (KS)	DiMercurio

BOLD indicates signed player

* The Twins signed 19 players from the 2022 First-Year Player Draft.

WALKER JENKINS

Walker Jenkins, an 18-year-old outfielder from South Brunswick High School (NC), was selected by the Twins in the first round (5th overall) of the 2023 First-Year Player Draft.

The 6-foot-3, 212-pound outfielder hit .417/.632/.633 with two home runs, 32 walks and 33 runs scored in 24 games as a senior for the Cougars in 2023. He was named the Gatorade North Carolina Baseball Player of the Year award for the second-consecutive season, after taking home the honor in 2022.

Jenkins made his professional debut on August 3 and hit .362 (38-for-105) with five doubles, three triples, three home runs, 22 RBI, nine walks, 16 runs scored, a .417 on-base percentage and a .988 OPS in 26 games between the FCL Twins and Low-A Fort Myers.



TWINS SCOUTING & MINOR LEAGUE DIRECTORS

Scouting Directors

Sean Johnson.....	2017-present
Deron Johnson.....	2008-2016
Mike Radcliff.....	1994-2007
Larry Corrigan.....	1992-93
Terry Ryan.....	1986-91
George Brophy.....	1970-85
Sherry Robertson.....	1961-69

Minor League Directors

Drew MacPhail.....	2022-present
Alex Hassan.....	2020-22
Jeremy Zoll.....	2017-19
Brad Steil.....	2013-17
Jim Rantz.....	1986-2012
George Brophy.....	1970-85
Sherry Robertson.....	1961-69

POSTSEASON





1965 WORLD SERIES

Twins vs. Los Angeles Dodgers

DODGERS:	AVG	G	AB	R	H	2B	3B	HR	RBI	BB	SO	SB
Crawford, ph	.500	2	2	0	1	0	0	0	0	0	1	0
Lefebvre, 2b	.400	3	10	2	4	0	0	0	0	0	0	0
Fairly, rf	.379	7	29	7	11	3	0	2	6	0	1	0
Wills, ss	.367	7	30	3	11	3	0	0	3	1	3	3
Osteen, p	.333	3	3	0	1	0	0	0	0	0	0	0
Parker, 1b	.304	7	23	3	7	0	1	1	2	3	3	2
Johnson, lf	.296	7	27	3	8	2	0	2	4	1	3	0
Roseboro, c	.286	7	21	1	6	1	0	0	3	5	3	1
W. Davis, cf	.231	7	26	3	6	0	0	0	0	0	2	3
Gilliam, 3b	.214	7	28	2	6	1	0	0	2	1	0	0
Tracewski, ph-2b	.118	6	17	0	2	0	0	0	0	1	5	0
Koufax, p	.111	3	9	0	1	0	0	0	1	1	5	0
Drysdale, p-ph	.000	3	5	0	0	0	0	0	0	0	4	0
Moon, ph	.000	2	2	0	0	0	0	0	0	0	0	0
Kennedy, 3b-pr	.000	4	1	0	0	0	0	0	0	0	0	0
LeJohn, ph	.000	1	1	0	0	0	0	0	0	0	1	0
Miller, p	.000	2	0	0	0	0	0	0	0	0	0	0
Perranoski, p	.000	2	0	0	0	0	0	0	0	0	0	0
Reed, p	.000	2	0	0	0	0	0	0	0	0	0	0
Brewer, p	.000	1	0	0	0	0	0	0	0	0	0	0
Totals	.274	7	234	24	64	10	1	5	21	13	31	9

Pitchers:	W	L	ERA	G	GS	CG	SHD	SV	IP	H	R	ER	BB	SO
Miller	0	0	0.00	2	0	0	0	0	1.1	0	0	0	0	0
Koufax	2	1	0.38	3	3	2	2	0	24.0	13	2	1	5	29
Osteen	1	1	0.64	2	2	1	1	0	14.0	9	2	1	5	4
Drysdale	1	1	3.86	2	2	1	0	0	11.2	12	9	5	3	15
Brewer	0	0	4.50	1	0	0	0	0	2.0	3	1	1	0	1
Perranoski	0	0	7.36	2	0	0	0	0	3.2	3	3	3	4	1
Reed	0	0	8.10	2	0	0	0	0	3.1	2	3	3	2	4
Totals	4	3	2.10	14	7	4	3	0	60.0	42	20	14	19	54

TWINS:	AVG	G	AB	R	H	2B	3B	HR	RBI	BB	SO	SB	
Killebrew, 3b	.286	7	21	2	6	0	0	1	2	6	4	0	
Versalles, ss	.286	7	28	3	8	1	1	1	4	2	7	1	
Valdespino, lf-ph	.273	5	11	1	3	1	0	0	0	0	1	0	
Grant, p	.250	3	8	3	2	1	0	1	3	0	1	0	
Nossek, cf-ph	.200	6	20	0	4	0	0	0	0	0	1	0	
Quilici, 2b	.200	7	20	2	4	2	0	0	1	4	3	0	
Oliva, rf	.192	7	26	2	5	1	0	1	2	1	6	0	
Kaat, p	.167	3	6	0	1	0	0	0	2	0	5	0	
Hall, cf	.143	2	7	0	1	0	0	0	0	1	5	0	
Mincher, 1b	.130	7	23	3	3	0	0	1	1	2	7	0	
Allison, lf	.125	5	16	3	2	1	0	1	2	2	9	1	
Battey, c	.120	7	25	1	3	0	0	1	0	2	0	5	0
Rollins, ph	.000	3	2	0	0	0	0	0	0	1	0	0	
Zimmerman, c	.000	2	1	0	0	0	0	0	0	0	0	0	
Pascual, p	.000	1	0	0	0	0	0	0	0	0	0	0	
Klippstein, p	.000	2	0	0	0	0	0	0	0	0	0	0	
Merritt, p	.000	2	0	0	0	0	0	0	0	0	0	0	
Perry, p	.000	2	0	0	0	0	0	0	0	0	0	0	
Worthington, p	.000	2	0	0	0	0	0	0	0	0	0	0	
Boswell, p	.000	1	0	0	0	0	0	0	0	0	0	0	
Pleis, p	.000	1	0	0	0	0	0	0	0	0	0	0	
Totals	.195	7	215	20	42	7	2	6	19	19	54	2	

Pitchers:	W	L	ERA	G	GS	CG	SHD	SV	IP	H	R	ER	BB	SO
Worthington	0	0	0.00	2	0	0	0	0	4.0	2	1	0	2	2
Klippstein	0	0	0.00	2	0	0	0	0	2.2	2	1	0	2	3
Merritt	0	0	2.70	2	0	0	0	0	3.1	2	1	1	0	1
Grant	2	1	2.74	3	3	2	0	0	23.0	22	8	7	2	12
Boswell	0	0	3.38	1	0	0	0	0	2.2	3	1	1	2	3
Kaat	1	2	3.77	3	3	1	0	0	14.1	18	7	6	2	6
Perry	0	0	4.50	2	0	0	0	0	4.0	5	2	2	2	4
Pascual	0	1	5.40	1	1	0	0	0	5.0	8	3	3	3	1
Pleis	0	0	9.00	1	0	0	0	0	1.0	2	1	1	0	0
Totals	3	4	3.15	17	7	3	0	0	60.0	64	24	21	13	31

1965 WORLD SERIES CONTINUED

GAME 1 Wednesday, October 6 at Minnesota

Los Angeles	0	1	0	0	0	0	0	0	1	—	2	10	1
Minnesota	0	1	6	0	0	1	0	0	x	—	8	10	0

WP — Grant. LP — Drysdale.
 Drysdale, Reed (3), Brewer (5), Perranoski (7) and Roseboro.
 Grant and Battey.
 HR — Fairly, Mincher, Versalles. T — 2:29. A — 47,797.

GAME 2 Thursday, October 7 at Minnesota

Los Angeles	0	0	0	0	0	0	1	0	0	—	1	7	3
Minnesota	0	0	0	0	2	1	2	x	—	5	9	0	

WP — Kaat. LP — Koufax.
 Koufax, Perranoski (7), Miller (8) and Roseboro.
 Kaat and Battey.
 T — 2:13. A — 48,700.

GAME 3 Saturday, October 9 at Los Angeles

Minnesota	0	0	0	0	0	0	0	0	0	—	0	5	0
Los Angeles	0	0	0	2	1	1	0	0	x	—	4	10	1

WP — Osteen. LP — Pascual.
 Pascual, Merritt (6), Klippstein (8) and Battey, Zimmerman (7).
 Osteen and Roseboro.
 T — 2:06. A — 55,934.

GAME 4 Sunday, October 10 at Los Angeles

Minnesota	0	0	0	1	0	1	0	0	0	—	2	5	2
Los Angeles	1	1	0	1	0	3	0	1	x	—	7	10	0

WP — Drysdale. LP — Grant.
 Grant, Worthington (6), Pleis (8) and Battey, Zimmerman (7).
 Drysdale and Roseboro.
 HR — Killebrew, Parker, Oliva, Johnson. T — 2:15. A — 55,920.

GAME 5 Monday, October 11 at Los Angeles

Minnesota	0	0	0	0	0	0	0	0	0	—	0	4	1
Los Angeles	2	0	2	1	0	0	2	0	x	—	7	14	0

WP — Koufax. LP — Kaat.
 Kaat, Boswell (3), Perry (6) and Battey.
 Koufax and Roseboro.
 T — 2:34. A — 55,801.

GAME 6 Wednesday, October 13 at Minnesota

Los Angeles	0	0	0	0	0	1	0	0	0	—	1	6	1
Minnesota	0	0	0	2	0	3	0	0	x	—	5	6	1

WP — Grant. LP — Osteen.
 Osteen, Reed (6), Miller (8) and Roseboro.
 Grant and Battey.
 HR — Fairly, Allison, Grant. T — 2:16. A — 49,578.

GAME 7 Thursday, October 14 at Minnesota

Los Angeles	0	0	0	2	0	0	0	0	0	—	2	7	0
Minnesota	0	0	0	0	0	0	0	0	0	—	0	3	1

WP — Koufax. LP — Kaat.
 Koufax and Roseboro.
 Kaat, Worthington (4), Klippstein (6), Merritt (7), Perry (9) and Battey.
 HR — Johnson. T — 2:27. A — 50,596.



1969 AMERICAN LEAGUE CHAMPIONSHIP SERIES

Twins vs. Baltimore Orioles

ORIOLES:	AVG	G	AB	R	H	2B	3B	HR	RBI	BB	SO	SB
B. Robinson, 3b	.500	3	14	1	7	1	0	0	0	0	0	0
Motton, ph	.500	2	2	0	1	0	0	0	1	0	0	0
Blair, cf	.400	3	15	1	6	2	0	1	6	2	2	0
Powell, 1b	.385	3	13	2	5	0	0	1	1	2	0	0
F. Robinson, rf	.333	3	12	1	4	2	0	1	2	3	3	0
Buford, lf	.286	3	14	3	4	1	0	0	1	3	0	0
Belanger, ss	.267	3	15	4	4	0	1	1	1	0	0	0
Hendricks, ph-c	.250	3	8	2	2	2	0	0	3	1	2	0
Johnson, 2b	.231	3	13	2	3	0	0	0	0	2	1	0
Palmer, p	.000	1	5	0	0	0	0	0	0	0	3	0
Etchebarren, c	.000	2	4	0	0	0	0	0	0	0	0	0
McNally, p	.000	1	4	0	0	0	0	0	0	0	2	0
Cuellar, p	.000	1	2	0	0	0	0	0	0	0	1	0
May, ph	.000	1	1	0	0	0	0	0	0	0	0	0
Salmon, ph	.000	1	1	0	0	0	0	0	0	0	0	0
R. Hall, p	.000	1	0	0	0	0	0	0	0	0	0	0
Lopez, p	.000	1	0	0	0	0	0	0	0	0	0	0
Rettenmund, ph	.000	1	0	0	0	0	0	0	0	0	0	0
Richert, p	.000	1	0	0	0	0	0	0	0	0	0	0
Watt, p	.000	1	0	0	0	0	0	0	0	0	0	0
Totals	.293	3	123	16	36	8	1	4	15	13	14	0

Pitchers:	W	L	ERA	G	GS	CG	SHO	SV	IP	H	R	ER	BB	SO
McNally	1	0	0.00	1	1	1	1	0	11.0	3	0	0	5	11
Watt	0	0	0.00	1	0	0	0	0	2.0	0	0	0	0	2
Richert	0	0	0.00	1	0	0	0	0	1.0	0	0	0	0	2
R. Hall	1	0	0.00	1	0	0	0	0	0.2	0	0	0	0	1
Lopez	0	0	0.00	1	0	0	0	0	0.1	1	0	0	0	0
Palmer	1	0	2.00	1	1	1	0	0	9.0	10	2	2	2	4
Cuellar	0	0	2.25	1	1	0	0	0	8.0	3	3	2	1	7
Totals	3	0	1.13	7	3	2	1	0	32.0	17	5	4	12	27

DID YOU Know?

...that when Rick Aguilera pinch-hit for Mark Guthrie in Game 3 of the 1991 World Series, he became the first pitcher to be used in that role since Don Drysdale did so for the Dodgers in Game 2 of the 1965 Series vs. Minnesota.

1969 ALCS CONTINUED

TWINS:	AVG	G	AB	R	H	2B	3B	HR	RBI	BB	SO	SB
Nettles, ph	1.000	1	1	0	1	0	0	0	0	0	0	0
Woodson, p	1.000	1	1	0	1	0	0	0	0	0	0	0
Oliva, rf	.385	3	13	3	5	2	0	1	2	1	3	1
Roseboro, c	.200	2	5	0	1	0	0	0	0	0	0	0
Reese, lb	.167	3	12	0	2	0	0	0	2	1	1	0
Uhlaender, lf	.167	2	6	0	1	0	0	0	0	0	0	0
Cardenas, ss	.154	3	13	0	2	0	1	0	0	0	7	0
Mitterwald, c	.143	2	7	0	1	0	0	0	0	1	3	0
Killebrew, 3b	.125	3	8	2	1	1	0	0	0	6	2	0
Tovar, cf	.077	3	13	0	1	0	0	0	0	1	2	1
Carew, 2b	.071	3	14	0	1	0	0	0	0	1	4	0
Allison, lf	.000	2	8	0	0	0	0	0	1	0	0	0
Boswell, p	.000	1	4	0	0	0	0	0	0	0	4	0
Perry, p	.000	1	3	0	0	0	0	0	0	0	1	0
Perranoski, p	.000	3	1	0	0	0	0	0	0	0	0	0
Renick, ph	.000	1	1	0	0	0	0	0	0	0	0	0
Chance, p	1	0	0	0	0	0	0	0	0	0	0
Grzenda, p	1	0	0	0	0	0	0	0	0	0	0
T. Hall, p	1	0	0	0	0	0	0	0	0	0	0
Manuel, ph	1	0	0	0	0	0	0	1	0	0	0
Miller, p	1	0	0	0	0	0	0	0	0	0	0
Worthington, p	1	0	0	0	0	0	0	0	0	0	0
Totals	.155	3	110	5	17	3	1	1	5	12	27	2

Pitchers:	W	L	ERA	G	GS	CG	SHO	SV	IP	H	R	ER	BB	SO
Grzenda	0	0	0.00	1	0	0	0	0	0.2	0	0	0	0	0
T. Hall	0	0	0.00	1	0	0	0	0	0.2	0	0	0	0	0
Boswell	0	1	0.84	1	1	0	0	0	10.2	7	1	1	7	4
Perry	0	0	3.38	1	1	0	0	0	8.0	6	3	3	3	3
Miller	0	1	5.40	1	1	0	0	0	1.2	5	3	1	0	0
Perranoski	0	1	5.79	3	0	0	0	0	4.2	8	3	3	0	2
Worthington	0	0	6.75	1	0	0	0	0	1.1	3	1	1	0	1
Woodson	0	0	10.80	1	0	0	0	0	1.2	3	2	2	3	2
Chance	0	0	13.50	1	0	0	0	0	2.0	4	3	3	0	2
Totals	0	3	4.02	11	3	0	0	0	31.1	36	16	14	13	14

GAME 1 Saturday, October 4 at Baltimore

Minnesota	0	0	0	1	0	2	0	0	0	—	3	4	2		
Baltimore	0	0	1	1	0	0	0	1	0	0	1	—	4	10	1

WP — Hall. LP — Perranoski.

Perry, Perranoski (9) and Mitterwald, Roseboro (12).
Cuellar, Richert (9), Watt (10), Lopez (12), R. Hall (12) and Hendricks, Etchebarren (10).

HR — F. Robinson, Belanger, Oliva, Powell.
T — 3-29. A — 39,324.

GAME 3 Monday, October 6 at Minnesota

Baltimore	0	3	0	2	0	1	0	2	3	—	11	18	0
Minnesota	1	0	0	1	0	0	0	0	0	—	2	10	2

WP — Palmer. LP — Miller.

Palmer and Hendricks.
Miller, Woodson (2), T. Hall (4), Worthington (5), Grzenda (6), Chance (7), Perranoski (9) and Roseboro.

HR — Blair. T — 2-48. A — 32,735.


GAME 2 Sunday, October 5 at Baltimore

Minnesota	0	0	0	0	0	0	0	0	0	—	0	3	1	
Baltimore	0	0	0	0	0	0	0	0	0	1	—	1	8	0

WP — McNally. LP — Boswell.

Boswell, Perranoski (11) and Mitterwald.
McNally and Etchebarren, Hendricks (10).

T — 3-17. A — 41,704.





1970 AMERICAN LEAGUE CHAMPIONSHIP SERIES

Twins vs. Baltimore Orioles

ORIOLES:	AVG	G	AB	R	H	2B	3B	HR	RBI	BB	SO	SB
B. Robinson, 3b	.583	3	12	3	7	2	0	0	1	0	1	0
Cuellar, p	.500	1	2	1	1	0	0	1	4	0	1	0
R. Hall, p	.500	1	2	1	1	0	0	0	0	0	1	0
Powell, 1b	.429	3	14	2	6	2	0	1	6	0	3	0
Buford, lf	.429	2	7	2	3	1	0	1	3	2	0	0
Hendricks, c	.400	1	5	2	2	0	0	0	0	0	1	0
McNally, p	.400	1	5	1	2	1	0	0	1	0	1	0
Johnson, 2b	.364	3	11	4	4	0	0	2	4	1	1	0
Belanger, ss	.333	3	12	5	4	0	0	0	1	1	0	0
Rettenmund, lf	.333	1	3	1	1	0	0	0	1	2	1	1
Palmer, p	.250	1	4	1	1	1	0	0	1	0	0	0
F. Robinson, rf	.200	3	10	3	2	0	0	1	2	5	2	0
Etchebarren, c	.111	2	9	1	1	0	0	0	0	0	3	0
Blair, cf	.077	3	13	0	1	0	0	0	0	1	4	0
Totals	.330	3	109	27	36	7	0	6	24	12	19	1

Pitchers:	W	L	ERA	G	GS	CG	SHO	SV	IP	H	R	ER	BB	SO
R. Hall	1	0	0.00	1	0	0	0	0	4.2	1	0	0	0	3
Palmer	1	0	1.00	1	1	1	0	0	9.0	7	1	1	3	12
McNally	1	0	3.00	1	1	1	0	0	9.0	6	3	3	5	5
Cuellar	0	0	12.46	1	1	0	0	0	4.1	10	6	6	1	2
Totals	3	0	3.33	4	3	2	0	0	27.0	24	10	10	9	22

TWINS:	AVG	G	AB	R	H	2B	3B	HR	RBI	BB	SO	SB
Oliva, rf	.500	3	12	2	6	2	0	1	1	0	1	0
Mitterwald, c	.500	2	8	2	4	1	0	0	2	0	2	0
Tovar, cf-2b-lf	.385	3	13	2	5	0	1	0	1	0	0	0
Killebrew, 3b-1b	.273	3	11	2	3	0	0	2	4	2	4	0
Ratliff, c	.250	1	4	0	1	0	0	0	0	0	1	0
Renick, 3b-ph	.200	2	5	0	1	0	0	0	0	0	1	0
Cardenas, ss	.182	3	11	1	2	0	0	0	1	1	1	0
Reese, 1b	.143	2	7	0	1	0	0	0	0	1	1	0
Thompson, 2b	.125	3	8	0	1	1	0	0	0	1	0	0
Alyea, lf-ph	.000	3	7	1	0	0	0	0	0	2	3	0
Holt, ph-cf-pr	.000	3	5	0	0	0	0	0	0	0	2	0
Allison, ph	.000	3	2	0	0	0	0	0	0	1	1	0
Quitlicci, 2b-ph	.000	3	2	0	0	0	0	0	0	0	1	0
Carew, ph	.000	2	2	0	0	0	0	0	0	0	1	0
T. Hall, p	.000	2	1	0	0	0	0	0	0	0	1	0
Perry, p	.000	2	1	0	0	0	0	0	1	0	0	0
Kaat, p	.000	1	1	0	0	0	0	0	0	0	1	0
Manuel, ph	.000	1	1	0	0	0	0	0	0	0	1	0
Perranoski, p	.000	2	0	0	0	0	0	0	0	0	0	0
Tiant, p-pr	.000	2	0	0	0	0	0	0	0	0	0	0
Williams, p	.000	2	0	0	0	0	0	0	0	1	0	0
Zepp, p	.000	2	0	0	0	0	0	0	0	0	0	0
Blyleven, p	.000	1	0	0	0	0	0	0	0	0	0	0
Woodson, p	.000	1	0	0	0	0	0	0	0	0	0	0
Totals	.238	3	101	10	24	4	1	3	10	9	22	0

Pitchers:	W	L	ERA	G	GS	CH	SHO	SV	IP	H	R	ER	BB	SO
Williams	0	0	0.00	2	0	0	0	0	6.0	2	0	0	1	2
Blyleven	0	0	0.00	1	0	0	0	0	2.0	2	1	0	0	2
T. Hall	0	1	6.75	2	1	0	0	0	5.1	6	4	4	4	6
Zepp	0	0	6.75	2	0	0	0	0	1.1	2	1	1	2	2
Kaat	0	1	9.00	1	1	0	0	0	2.0	6	4	2	2	1
Woodson	0	0	9.00	1	0	0	0	0	1.0	2	1	1	1	0
Perry	0	1	13.50	2	1	0	0	0	5.1	10	9	8	1	3
Tiant	0	0	13.50	1	0	0	0	0	0.2	1	2	1	0	0
Perranoski	0	0	19.29	2	0	0	0	0	2.1	5	5	5	1	3
Totals	0	3	7.62	14	3	0	0	0	26.0	36	27	22	12	19

DID YOU Know?

...that the last time the Twins/Senators won a World Series road game was on October 7, 1925. Starting pitcher Walter Johnson allowed one run on five hits in 9.0 innings pitched to go along with 10 strikeouts in Game 1 vs. Pittsburgh. Since that game, the Twins/Senators have 14-straight losses (three-straight losses in '25, two straight in '33, three straight in '65, three straight in '87 and three more in '91).

1970 ALCS CONTINUED

GAME 1 Saturday, October 3 at Minnesota

Baltimore	0	2	0	7	0	1	0	0	0	0	—	10	13	0
Minnesota	1	1	0	1	3	0	0	0	0	0	—	6	11	2

WP — Hall. LP — Perry.
 Cuellar, R. Hall (5) and Hendricks.
 Perry, Zepp (4), Woodson (5), Williams (6), Perranoski (9) and Mitterwald.
 HR — Cuellar, Buford, Powell, Killebrew. T — 2:36. A — 26,847.

GAME 3 Monday, October 5 at Baltimore

Minnesota	0	0	0	0	1	0	0	0	0	0	—	1	7	2
Baltimore	1	1	3	0	0	0	1	0	x	—	6	10	6	0

WP — Palmer. LP — Kaat.
 Kaat, Blyleven (3), T. Hall (5), Perry (7) and Ratliff.
 Palmer and Etchebarren.
 HR — Johnson. T — 2:20. A — 27,608.

GAME 2 Sunday, October 4 at Minnesota

Baltimore	1	0	2	1	0	0	0	0	7	—	11	13	0
Minnesota	0	0	0	3	0	0	0	0	0	—	3	6	2

WP — McNally. LP — Hall.
 McNally and Etchebarren.
 T. Hall, Zepp (4), Williams (5), Perranoski (8), Tiant (9) and Mitterwald.
 HR — F. Robinson, Killebrew, Oliva, Johnson. T — 2:59. A — 27,490.



1987 AMERICAN LEAGUE CHAMPIONSHIP SERIES

Twins vs. Detroit Tigers

TIGERS:	AVG	G	AB	R	H	2B	3B	HR	RBI	BB	SO	SB		
Grubb, ph-dh	.571	4	7	0	4	0	0	0	0	0	1	0		
Morrison, dh-3b	.400	2	5	1	2	0	0	0	0	0	1	0		
Hernon, rf-ph-dh	.333	3	9	1	3	1	0	0	2	1	1	1		
Sheridan, rf-pr	.300	5	10	2	3	1	0	1	2	0	2	0		
Evans, 1b-3b	.294	5	17	0	5	0	0	0	0	4	2	0		
Gibson, lf	.286	5	21	4	6	1	0	1	4	3	8	3		
Heath, c	.286	3	7	1	2	0	0	1	2	0	0	0		
Lemon, cf	.278	5	18	4	5	0	0	2	4	1	4	0		
Bergman, ph-dh-1b	.250	4	4	0	1	0	0	0	2	0	1	0		
Trammell, ss	.200	5	20	3	4	1	0	0	2	1	2	0		
Whitaker, 2b	.176	5	17	4	3	0	0	1	1	7	3	1		
Nokes, ph-dh-c	.143	5	14	2	2	0	0	1	2	1	4	0		
Brookens, 3b	.000	5	13	0	0	0	0	0	0	0	3	0		
Madlock, dh	.000	1	5	0	0	0	0	0	0	0	3	0		
Totals	.240	5	167	23	40	4	0	7	21	18	35	5		
Pitchers:	W	L	ERA	G	GS	CG	SHO	SV	IP	H	R	ER	BB	SO
Petry	0	0	0.00	1	0	0	0	0	3.1	1	1	0	0	1
Hernandez	0	0	0.00	1	0	0	0	0	0.1	2	0	0	0	0
Robinson	0	0	0.00	1	0	0	0	0	0.1	1	0	0	0	0
Thurmond	0	0	0.00	1	0	0	0	0	0.1	0	0	0	0	0
King	0	0	1.69	2	0	0	0	0	5.1	3	1	1	2	4
Tanana	0	1	5.06	1	1	0	0	0	5.1	6	4	3	4	1
Morris	0	1	6.75	1	1	1	0	0	8.0	6	6	6	3	7
Terrell	0	0	9.00	1	1	0	0	0	6.0	7	6	6	4	4
Alexander	0	2	10.00	2	2	0	0	0	9.0	14	10	10	1	5
Henneman	1	0	10.80	1	0	0	0	0	5.0	6	6	6	6	3
Totals	1	4	6.70	12	5	1	0	0	43.0	46	34	32	20	25
TWINS:	AVG	G	AB	R	H	2B	3B	HR	RBI	BB	SO	SB		
Larkin, ph	1.000	1	1	0	1	1	0	0	1	0	0	0		
Butera, c	.667	1	3	0	2	0	0	0	0	0	0	0		
Brunansky, rf	.412	5	17	5	7	4	0	2	9	4	3	0		
Baylor, ph-dh	.400	2	5	0	2	0	0	0	1	0	0	0		
Gladden, lf	.350	5	20	5	7	2	0	0	5	2	1	0		
Gaetti, 3b	.300	5	20	5	6	1	0	2	5	1	3	0		
Gagne, ss	.278	5	18	5	5	3	0	2	3	3	4	0		
Lombardozzi, 2b-pr	.267	5	15	2	4	0	0	0	1	2	2	0		
Bush, dh	.250	4	12	4	3	0	1	0	2	3	2	3		
Puckett, cf	.208	5	24	3	5	1	0	1	3	0	5	1		
Hrbek, 1b	.150	5	20	4	3	0	0	1	1	3	0	0		
Laudner, c	.071	5	14	1	1	1	0	0	2	2	5	0		
Newman, 2b	.000	1	2	0	0	0	0	0	0	0	0	0		
Davidson, pr	.000	1	0	0	0	0	0	0	0	0	0	0		
Totals	.269	5	171	34	46	13	1	8	33	20	25	4		
Pitchers:	W	L	ERA	G	GS	CG	SHO	SV	IP	H	R	ER	BB	SO
Schatzeder	0	0	0.00	2	0	0	0	0	4.1	2	0	0	0	5
Atherton	0	0	0.00	1	0	0	0	0	0.1	1	0	0	0	0
Berenguer	0	0	1.50	4	0	0	0	1	6.0	1	1	1	3	6
Blyleven	2	0	4.05	2	2	0	0	0	13.1	12	6	6	3	9
Reardon	1	1	5.06	4	0	0	0	2	5.1	7	3	3	3	5
Viola	1	0	5.25	2	2	0	0	0	12.0	14	8	7	5	9
Straker	0	0	16.88	1	1	0	0	0	2.2	3	5	5	4	1
Totals	4	1	4.50	16	5	0	0	3	44.0	40	23	22	18	35

1987 ALCS CONTINUED

GAME 1 Wednesday, October 7 at Minnesota

Detroit	0	0	1	0	0	1	1	2	0	—	5	10	0
Minnesota	0	1	0	0	3	0	0	4	x	—	8	10	0

WP — Reardon. LP — Alexander.
 Alexander, Henneman (8), Hernandez (8), King (8) and Heath.
 Viola, Reardon (8) and Laudner.
 HR — Gaetti 2, Heath, Gibson. T — 2:46. A — 53,269.

GAME 2 Thursday, October 8 at Minnesota

Detroit	0	2	0	0	0	0	0	1	0	—	3	7	1
Minnesota	0	3	0	2	1	0	0	0	x	—	6	6	0

WP — Blyleven. LP — Morris. Save — Berenguer.
 Morris and Heath, Nokes (8).
 Blyleven, Berenguer (8) and Laudner.
 HR — Lemon, Hrbek, Whitaker. T — 2:54. A — 55,245.

GAME 3 Saturday, October 10 at Detroit

Minnesota	0	0	0	2	0	2	2	0	0	—	6	8	1
Detroit	0	0	5	0	0	0	0	2	x	—	7	7	0

WP — Henneman. LP — Reardon.
 Straker, Schatzeder (3), Berenguer (7), Reardon (8) and Butera, Laudner (7).
 Terrell, Henneman (7) and Nokes.
 HR — Gagne, Brunansky, Sheridan. T — 3:29. A — 49,730.

GAME 4 Sunday, October 11 at Detroit

Minnesota	0	0	1	1	1	1	0	1	0	—	5	7	1
Detroit	1	0	0	0	1	1	0	0	0	—	3	7	3

WP — Viola. LP — Tanana. Save — Reardon.
 Viola, Atherton (6), Berenguer (6), Reardon (9) and Laudner.
 Tanana, Petry (6), Thurmond (9) and Heath.
 HR — Puckett, Gagne. T — 3:24. A — 51,939.

GAME 5 Monday, October 12 at Detroit

Minnesota	0	4	0	0	0	0	1	1	3	—	9	15	1
Detroit	0	0	0	3	0	0	0	1	1	—	5	9	1

WP — Blyleven. LP — Alexander. Save — Reardon.
 Blyleven, Schatzeder (7), Berenguer (8), Reardon (8) and Laudner.
 Alexander, King (2), Henneman (7), Robinson (9) and Nokes.
 HR — Nokes, Lemon, Brunansky. T — 3:14. A — 47,448.



1987 WORLD SERIES

Twins vs. St. Louis Cardinals

CARDINALS:	AVG	G	AB	R	H	2B	3B	HR	RBI	BB	SO	SB
Pendleton, dh-ph	.429	3	7	2	3	0	0	0	1	1	1	2
Peña, c-dh	.409	7	22	2	9	1	0	0	4	3	2	1
McGee, cf	.370	7	27	2	10	2	0	0	4	0	9	0
Lindeman, 1b-ph-rf	.333	6	15	3	5	1	0	0	2	0	3	0
Lake, c	.333	3	3	0	1	0	0	0	1	0	0	0
Ford, rf-ph	.308	5	13	1	4	0	0	0	2	1	1	0
Herr, 2b	.250	7	28	2	7	0	0	1	1	2	2	0
Quenodoz, rf-3b	.250	7	24	2	6	0	0	0	2	1	4	0
Pagnozzi, dh-ph	.250	2	4	0	1	0	0	0	0	0	0	0
Driessen, 1b	.231	4	13	3	3	2	0	0	1	1	1	0
Smith, ss	.214	7	28	3	6	0	0	0	2	2	3	2
Coleman, lf	.143	7	28	5	4	2	0	0	2	2	10	6
Lawless, 3b	.100	3	10	1	1	0	0	1	3	0	4	0
Cox, p	.000	3	2	0	0	0	0	0	0	0	1	0
Forsch, p	.000	3	2	0	0	0	0	0	0	0	0	0
Tudor, p	.000	2	2	0	0	0	0	0	0	0	2	0
Morris, rf	.000	1	2	0	0	0	0	0	0	0	0	0
Dayley, p	.000	4	1	0	0	0	0	0	0	0	1	0
Mathews, p	.000	1	1	0	0	0	0	0	0	0	0	0
Worrell, p	.000	4	0	0	0	0	0	0	0	0	0	0
Horton, p	.000	2	0	0	0	0	0	0	0	0	0	0
Magrane, p	.000	2	0	0	0	0	0	0	0	0	0	0
Tunnell, p	.000	2	0	0	0	0	0	0	0	0	0	0
Johnson, pr	.000	1	0	0	0	0	0	0	0	0	0	1
Totals	.259	7	232	26	60	8	0	2	25	13	44	12

Pitchers:	W	L	ERA	G	GS	CG	SHO	SV	IP	H	R	ER	BB	SO
Worrell	0	0	1.29	4	0	0	0	2	7.0	6	1	1	4	3
Dayley	0	0	1.93	4	0	0	0	1	4.2	2	1	1	0	3
Tunnell	0	0	2.08	2	0	0	0	0	4.1	4	2	1	2	1
Mathews	0	0	2.45	1	1	0	0	0	3.2	2	1	1	2	3
Tudor	1	1	5.73	2	2	0	0	0	11.0	15	7	7	3	8
Horton	0	0	6.00	2	0	0	0	0	3.0	5	2	2	0	1
Cox	1	2	7.71	3	2	0	0	0	11.2	13	10	10	8	9
Magrane	0	1	8.59	2	2	0	0	0	7.1	9	7	7	5	5
Forsch	1	0	9.95	3	0	0	0	0	6.1	8	7	7	5	3
Totals	3	4	5.64	23	7	0	0	3	59.0	64	38	37	29	36

DID YOU Know?

...that the 1987 World Series was the first in which games were played indoors.

1987 WORLD SERIES CONTINUED

TWINS:	AVG	G	AB	R	H	2B	3B	HR	RBI	BB	SO	SB
Smalley, ph	.500	4	2	0	1	1	0	0	0	2	0	0
Lombardozzi, 2b	.412	6	17	3	7	1	0	1	4	2	2	0
Baylor, dh-ph	.385	5	13	3	5	0	0	1	3	1	1	0
Puckett, cf	.357	7	28	5	10	1	1	0	3	2	1	1
Laudner, c	.318	7	22	4	7	1	0	1	4	5	4	0
Gladden, lf	.290	7	31	3	9	2	1	1	7	3	4	2
Gaetti, 3b	.259	7	27	4	7	2	1	1	4	2	5	2
Hrbek, 1b	.208	7	24	4	5	0	0	1	6	5	3	0
Gagne, ss	.200	7	30	5	6	1	0	1	3	1	6	0
Brumansky, rf	.200	7	25	5	5	0	0	0	2	4	4	1
Newman, pr-2b-ph	.200	4	5	0	1	0	0	0	0	1	1	0
Bush, dh-ph	.167	4	6	1	1	1	0	0	2	0	1	0
Larkin, 1b-ph	.000	5	3	1	0	0	0	0	0	1	0	0
Straker, p	.000	2	2	0	0	0	0	0	0	0	2	0
Viola, p	.000	3	1	0	0	0	0	0	0	0	1	0
Blyleven, p	.000	2	1	0	0	0	0	0	0	0	1	0
Davidson, rf-ph	.000	2	1	0	0	0	0	0	0	0	0	0
Reardon, p	.000	4	0	0	0	0	0	0	0	0	0	0
Berenguer, p	.000	3	0	0	0	0	0	0	0	0	0	0
Schatzeder, p	.000	3	0	0	0	0	0	0	0	0	0	0
Atherton, p	.000	2	0	0	0	0	0	0	0	0	0	0
Butera, c	.000	1	0	0	0	0	0	0	0	0	0	0
Frazier, p	.000	1	0	0	0	0	0	0	0	0	0	0
Niekro, p	.000	1	0	0	0	0	0	0	0	0	0	0
Totals	.269	7	238	38	64	10	3	7	38	29	36	6

Pitchers:	W	L	ERA	G	GS	CG	SHO	SV	IP	H	R	ER	BB	SO
Reardon	0	0	0.00	4	0	0	0	1	4.2	5	0	0	0	3
Frazier	0	0	0.00	1	0	0	0	0	2.0	1	0	0	0	2
Niekro	0	0	0.00	1	0	0	0	0	2.0	1	0	0	0	1
Blyleven	1	1	2.77	2	2	0	0	0	13.0	13	5	4	2	12
Viola	2	1	3.72	3	3	0	0	0	19.1	17	8	8	3	16
Straker	0	0	4.00	2	2	0	0	0	9.0	9	4	4	3	6
Schatzeder	1	0	6.23	3	0	0	0	0	4.1	4	3	3	3	3
Atherton	0	0	6.75	2	0	0	0	0	1.1	0	1	1	1	0
Berenguer	0	1	10.38	3	0	0	0	0	4.1	10	5	5	0	1
Totals	4	3	3.75	21	7	0	0	1	60.0	60	26	25	13	44

GAME 1 Saturday, October 17 at Minnesota
 St. Louis 0 1 0 0 0 0 0 0 0 — 1 5 1
 Minnesota 0 0 0 7 2 0 1 0 x — 10 11 0
 WP — Viola. LP — Magrane.
 Magrane, Forsch (4), Horton (7) and Peña, Lake (8).
 Viola, Atherton (9) and Laudner.
 HR — Gladden, Lombardozzi. T — 2:39. A — 55,171.

GAME 2 Sunday, October 18 at Minnesota
 St. Louis 0 0 0 0 1 0 1 2 0 — 4 9 0
 Minnesota 0 1 0 6 0 1 0 0 x — 8 10 0
 WP — Blyleven. LP — Cox.
 Cox, Tunnell (4), Dayley (7), Worrell (8) and Peña.
 Blyleven, Berenguer (8), Reardon (9) and Laudner.
 HR — Gaetti, Laudner. T — 2:42. A — 55,257.

GAME 3 Tuesday, October 20 at St. Louis
 Minnesota 0 0 0 0 0 1 0 0 0 — 1 5 1
 St. Louis 0 0 0 0 0 0 3 0 x — 3 9 1
 WP — Tudor. LP — Berenguer. Save — Worrell.
 Straker, Berenguer (7), Schatzeder (7) and Laudner.
 Tudor, Worrell (8) and Peña.
 T — 2:45. A — 55,347.

GAME 4 Wednesday, October 21 at St. Louis
 Minnesota 0 0 1 0 1 0 0 0 0 — 2 7 1
 St. Louis 0 0 1 6 0 0 0 0 x — 7 10 1
 WP — Forsch. LP — Viola. Save — Dayley.
 Viola, Schatzeder (4), Niekro (5), Frazier (7) and Laudner, Butera (8).
 Mathews, Forsch (4), Dayley (7) and Peña.
 HR — Gagne, Lawless. T — 3:11. A — 55,347.

GAME 5 Thursday, October 22 at St. Louis
 Minnesota 0 0 0 0 0 0 0 2 0 — 2 6 1
 St. Louis 0 0 0 0 0 3 1 0 x — 4 10 1
 WP — Cox. LP — Blyleven. Save — Worrell.
 Blyleven, Atherton (7), Reardon (7) and Laudner.
 Cox, Dayley (8), Worrell (8) and Peña, Lake (9).
 T — 3:21. A — 55,347.

GAME 6 Saturday, October 24 at Minnesota
 St. Louis 1 1 0 2 1 0 0 0 0 — 5 11 2
 Minnesota 2 0 0 0 4 4 0 1 x — 11 15 0
 WP — Schatzeder. LP — Tudor.
 Tudor, Horton (5), Forsch (6), Dayley (6), Tunnell (7) and Peña.
 Straker, Schatzeder (4), Berenguer (6), Reardon (9) and Laudner.
 HR — Herr, Baylor, Hrbek. T — 3:22. A — 55,293.

GAME 7 Sunday, October 25 at Minnesota
 St. Louis 0 2 0 0 0 0 0 0 0 — 2 6 1
 Minnesota 0 1 0 0 1 1 0 1 x — 4 10 0
 WP — Viola. LP — Cox. Save — Reardon.
 Magrane, Cox (5), Worrell (6) and Lake.
 Viola, Reardon (9) and Laudner.
 T — 3:04. A — 55,376.

DID YOU Know?

...that in 1991, the Twins became the first team in major league history to go from last place the previous season to World Champions the next.



1991 AMERICAN LEAGUE CHAMPIONSHIP SERIES

Twins vs. Toronto Blue Jays

BLUE JAYS:	AVG	G	AB	R	H	2B	3B	HR	RBI	BB	SO	SB
Alomar, 2b	.474	5	19	3	9	0	0	0	4	2	3	2
White, cf	.364	5	22	5	8	1	0	0	0	2	3	3
Gruber, 3b	.286	5	21	1	6	1	0	0	4	0	4	1
Borders, c	.263	5	19	0	5	1	0	0	2	0	0	0
Carter, rf-dh	.263	5	19	3	5	2	0	1	4	1	5	0
Wilson, pr-1f	.250	3	8	1	2	0	0	0	0	1	3	1
Olerud, 1b	.158	5	19	1	3	0	0	0	3	3	1	0
Lee, ss	.125	5	16	3	2	0	0	0	0	1	5	0
Mulliniks, dh-ph	.125	5	8	1	1	0	0	0	0	3	0	0
Maldonado, lf-rf	.100	5	20	1	2	1	0	0	1	1	6	0
Ducey, pr-rf	.000	1	1	0	0	0	0	0	0	0	0	0
Tabler, ph-dh	.000	2	1	0	0	0	0	0	0	1	0	0
Gonzales, pr-ss	.000	2	0	0	0	0	0	0	0	0	0	0
Totals	.249	5	173	19	43	6	0	1	18	15	30	7

Pitchers:	W	L	ERA	G	GS	CG	SHO	SV	IP	H	R	ER	BB	SO
Henke	0	0	0.00	2	0	0	0	0	2.2	0	0	0	1	5
Acker	0	0	0.00	1	0	0	0	0	0.2	1	0	0	0	1
Wells	0	0	2.35	4	0	0	0	0	7.2	6	2	2	2	9
Key	0	0	3.00	1	1	0	0	0	6.0	5	2	2	2	1
Guzmán	1	0	3.18	1	1	0	0	0	5.2	4	2	2	4	2
Timlin	0	1	3.18	4	0	0	0	0	5.2	5	4	2	2	5
Ward	0	1	6.23	2	0	0	0	1	4.1	4	3	3	1	6
Candiotti	0	1	8.22	2	2	0	0	0	7.2	17	9	7	2	5
MacDonald	0	0	9.00	1	0	0	0	0	1.0	1	1	1	1	0
Stottlemire	0	1	9.82	1	1	0	0	0	3.2	7	4	4	1	3
Totals	1	4	4.60	5	5	0	0	1	45.0	50	27	23	15	37

TWINS:	AVG	G	AB	R	H	2B	3B	HR	RBI	BB	SO	SB
Puckett, cf	.429	5	21	4	9	1	0	2	6	1	4	0
Knoblauch, 2b	.350	5	20	5	7	2	0	0	3	3	3	2
Mack, rf	.333	5	18	4	6	1	1	0	3	2	4	2
Pagliarulo, 3b-ph	.333	5	15	4	5	1	0	1	3	0	2	0
Davis, dh	.294	5	17	3	5	2	0	0	2	5	8	1
Harper, c	.278	5	18	1	5	2	0	0	1	0	2	0
Gladden, lf	.261	5	23	4	6	0	0	0	3	1	3	3
Gagne, ss	.235	5	17	1	4	0	0	0	1	1	5	0
Hrbek, 1b	.143	5	21	0	3	0	0	0	3	1	3	0
Leius, 3b	.000	3	4	0	0	0	0	0	0	1	1	0
Larkin, ph	.000	3	3	0	0	0	0	0	0	0	1	0
Ortiz, c	.000	3	3	0	0	0	0	0	0	0	0	0
Sorrento, ph	.000	1	1	0	0	0	0	0	0	0	1	0
Newman, 3b-ss	.000	2	0	0	0	0	0	0	0	0	0	0
Brown, pr	.000	1	0	0	0	0	0	0	0	0	0	0
Totals	.276	5	181	27	50	9	1	3	25	15	37	8

Pitchers:	W	L	ERA	G	GS	CG	SHO	SV	IP	H	R	ER	BB	SO
West	1	0	0.00	2	0	0	0	0	5.2	1	0	0	4	4
Willis	0	0	0.00	3	0	0	0	0	5.1	2	0	0	0	3
Aguilera	0	0	0.00	3	0	0	0	3	3.1	1	0	0	0	3
Guthrie	1	0	0.00	2	0	0	0	0	2.2	0	0	0	0	0
Bedrosian	0	0	0.00	2	0	0	0	0	1.1	3	2	0	2	2
Morris	2	0	4.05	2	2	0	0	0	13.1	17	6	6	1	7
Erickson	0	0	4.50	1	1	0	0	0	4.0	3	2	2	5	2
Tapani	0	1	7.84	2	2	0	0	0	10.1	16	9	9	3	9
Totals	4	1	3.33	5	5	0	0	3	46.0	43	19	17	15	30

TWINS POSTSEASON CLINCHING DATES

YEAR	GAME	DATE	DETAILS
1965	157	September 26	Twins defeated Washington 2-1 at Washington
1969	153	September 22	Twins defeated Kansas City 4-3 at Kansas City
1970	154	September 22	Twins defeated Oakland 5-3 at Oakland
1987	157	September 28	Twins defeated Texas 5-3 at Texas
1991	155	September 29	Twins lost 2-1 at Toronto while Chicago lost 2-1 to Seattle
2002	150	September 15	Twins won 5-0 at Cleveland while Chicago lost 8-4 to New York
2003	157	September 23	Twins won 4-1 vs. Cleveland while Chicago and Kansas City lost
2004	150	September 20	Twins defeated Chicago 8-2 at Chicago
2006	156	September 25	Twins defeated Kansas City 3-2 to clinch a playoff spot, eventually Division title on 10/1
2009	163	October 6	Twins defeated Detroit 6-5 in 12 innings in Central Division Tiebreaker game
2010	151	September 21	Twins defeated Cleveland 6-4, 91st win of season, Gardenhire's 800th career win
2017	158	September 27	Twins lost to Cleveland 2-4 while White Sox defeated Angels 6-4
2019	158	September 25	Twins defeated Detroit 5-1 while White Sox defeated Indians 8-3
2020	60	September 27	Twins lost to Cincinnati 3-5 but the White Sox also lost to the Cubs 8-10
2023	154	September 22	Twins defeated Los Angeles-AL 8-6 at Target Field, sealing off from CLE & DET

1991 ALCS CONTINUED

GAME 1 Tuesday, October 8 at Minnesota
 Toronto 0 0 0 1 0 3 0 0 0 — 4 9 2
 Minnesota 2 2 1 0 0 0 0 0 x — 5 11 0
 WP — Morris. LP — Candiotti. Save — Aguilera.
 Candiotti, Wells (3), Timlin (6) and Borders.
 Morris, Willis (6), Aguilera (8) and Harper, Ortiz (8).
 T — 3:17. A — 54,766.

GAME 4 Saturday, October 12 at Toronto
 Minnesota 0 0 0 4 0 2 1 1 1 — 9 13 0
 Toronto 0 1 0 0 0 1 0 0 1 — 3 11 2
 WP — Morris. LP — Stottlemyre.
 Morris, Bedrosian (9) and Harper.
 Stottlemyre, Wells (4), Acker (6), Timlin (7), MacDonald (9) and Borders.
 HR — Puckett. T — 3:15. A — 51,526.

GAME 2 Wednesday, October 9 at Minnesota
 Toronto 1 0 2 0 0 0 2 0 0 — 5 9 0
 Minnesota 0 0 1 0 0 1 0 0 0 — 2 5 1
 WP — Guzmán. LP — Tapani. Save — Ward.
 Guzmán, Henke (6), Ward (8) and Borders.
 Tapani, Bedrosian (7), Guthrie (7) and Harper.
 T — 3:02. A — 54,816.

GAME 5 Sunday, October 13 at Toronto
 Minnesota 1 1 0 0 0 3 0 3 0 — 8 14 2
 Toronto 0 0 3 2 0 0 0 0 0 — 5 9 1
 WP — West. LP — Ward. Save — Aguilera.
 Tapani, West (5), Willis (8), Aguilera (9) and Harper, Ortiz (9).
 Candiotti, Timlin (6), Ward (6), Wells (8) and Borders.
 HR — Puckett. T — 3:29. A — 51,425.

GAME 3 Friday, October 11 at Toronto
 Minnesota 0 0 0 0 1 1 0 0 0 1 — 3 7 0
 Toronto 2 0 0 0 0 0 0 0 0 — 2 5 1
 WP — Guthrie. LP — Timlin. Save — Aguilera.
 Erickson, West (5), Willis (7), Guthrie (9), Aguilera (10) and Ortiz, Harper (10).
 Key, Wells (7), Henke (8), Timlin (10) and Borders.
 HR — Carter, Pagliarulo. T — 3:36. A — 51,454.



1991 WORLD SERIES Twins vs. Atlanta Braves

BRAVES:	AVG	G	AB	R	H	2B	3B	HR	RBI	BB	SO	SB		
Lemke, 2b	.417	6	24	4	10	1	3	0	4	2	4	0		
Belliard, ss	.375	7	16	0	6	1	0	0	4	1	2	0		
Pendleton, 3b	.367	7	30	6	11	3	0	2	3	3	1	0		
Gant, cf	.267	7	30	3	8	0	1	0	4	2	3	1		
Justice, rf	.259	7	27	5	7	0	0	2	6	5	5	2		
Treadway, 2b-ph	.250	3	4	1	1	0	0	0	1	2	0	0		
Smith, dh-1f	.231	7	26	5	6	0	0	3	3	3	4	1		
Olson, c	.222	7	27	3	6	2	0	0	1	5	4	1		
Hunter, lf-1b	.190	7	21	2	4	1	0	1	3	0	2	0		
Blauser, ss-ph	.167	5	6	0	1	0	0	0	0	1	1	0		
Bream, 1b	.125	7	24	0	3	2	0	0	0	3	4	0		
Avery, p	.000	2	3	0	0	0	0	0	0	0	2	0		
Gregg, ph	.000	4	3	0	0	0	0	0	0	0	2	0		
Glavine, p	.000	2	2	0	0	0	0	0	0	0	0	0		
Mitchell, lf-pr	.000	3	2	0	0	0	0	0	0	0	1	0		
Smoltz, p	.000	2	2	0	0	0	0	0	0	0	1	0		
Cabrera, ph-c	.000	3	1	0	0	0	0	0	0	0	0	0		
Clancy, p	.000	3	1	0	0	0	0	0	0	0	1	0		
Leibrandt, p	.000	2	0	0	0	0	0	0	0	0	0	0		
Mercker, p	.000	2	0	0	0	0	0	0	0	0	0	0		
Peña, p	.000	3	0	0	0	0	0	0	0	0	0	0		
St. Claire, p	.000	1	0	0	0	0	0	0	0	0	0	0		
Stanton, p	.000	5	0	0	0	0	0	0	0	0	0	0		
Willard, ph	.000	1	0	0	0	0	0	0	1	0	0	0		
Wohlrs, p	.000	3	0	0	0	0	0	0	0	0	0	0		
Totals	.253	7	249	29	63	10	4	8	29	26	39	5		
Pitchers:	W	L	ERA	G	GS	CG	SHO	SV	IP	H	R	ER	BB	SO
Stanton	1	0	0.00	5	0	0	0	0	7.1	5	0	0	2	7
Wohlrs	0	0	0.00	3	0	0	0	0	1.2	2	0	0	2	1
Mercker	0	0	0.00	2	0	0	0	0	1.0	0	0	0	0	1
Smoltz	0	0	1.26	2	2	0	0	0	14.1	13	2	2	1	11
Glavine	1	1	2.70	2	2	1	0	0	13.1	8	6	4	7	8
Peña	0	1	3.38	3	0	0	0	0	5.1	6	2	2	3	7
Avery	0	0	3.46	2	2	0	0	0	13.0	10	6	5	1	8
Clancy	1	0	4.15	3	0	0	0	0	4.1	3	2	2	4	2
St. Claire	0	0	9.00	1	0	0	0	0	1.0	1	1	1	0	0
Leibrandt	0	2	11.25	2	1	0	0	0	4.0	8	5	5	1	3
Totals	3	4	2.89	7	7	1	0	0	65.1	56	24	21	21	48



Members of the 1991 World Series Champion Twins gathered for a 30th reunion at Target Field on August 14, 2021.

1991 WORLD SERIES CONTINUED

TWINS:	AVG	G	AB	R	H	2B	3B	HR	RBI	BB	SO	SB
Larkin ph	.500	4	4	0	2	0	0	0	1	0	0	0
Newman ph-3b-2b-pr	.500	4	2	0	1	0	1	0	1	0	0	0
Harper c-ph	.381	7	21	2	8	2	0	0	1	2	2	0
Leius 3b-ph-ss	.357	7	14	2	5	0	0	1	2	1	2	0
Knoblauch 2b	.308	7	26	3	8	1	0	0	2	4	2	4
Pagliarulo ph-3b	.273	6	11	1	3	0	0	1	2	1	2	0
Puckett cf	.250	7	24	4	6	0	1	2	4	5	7	1
Bush ph-rf	.250	3	4	0	1	0	0	0	0	0	1	0
Gladden lf	.233	7	30	5	7	2	2	0	0	3	4	2
Davis dh-ph-rf	.222	6	18	4	4	0	0	2	4	2	3	0
Ortiz c	.200	3	5	0	1	0	0	0	1	0	1	0
Gagne ss	.167	7	24	1	4	1	0	1	3	0	7	0
Mack rf	.130	6	23	0	3	1	0	0	1	0	7	0
Hrbek 1b	.115	7	26	2	3	1	0	1	2	2	6	0
Brown pr-rf-cf	.000	3	2	0	0	0	0	0	0	0	0	0
Morris p	.000	3	2	0	0	0	0	0	0	0	1	0
Sorrento ph-1b	.000	3	2	0	0	0	0	0	0	1	2	0
Aguilera p-ph	.000	4	1	0	0	0	0	0	0	0	0	0
Erickson p	.000	2	1	0	0	0	0	0	0	0	1	0
Tapani p	.000	2	1	0	0	0	0	0	0	0	0	0
Bedrosian p	.000	3	0	0	0	0	0	0	0	0	0	0
Guthrie p	.000	4	0	0	0	0	0	0	0	0	0	0
Leach p	.000	2	0	0	0	0	0	0	0	0	0	0
West p	.000	2	0	0	0	0	0	0	0	0	0	0
Willis p	.000	4	0	0	0	0	0	0	0	0	0	0
Totals	.232	7	241	24	56	8	4	8	24	21	48	7

Pitchers:	W	L	ERA	G	GS	CG	SHO	SV	IP	H	R	ER	BB	SO
Morris	2	0	1.17	3	3	1	1	0	23.0	18	3	3	9	15
Aguilera	1	1	1.80	4	0	0	0	2	5.0	6	1	1	1	3
Guthrie	0	1	2.25	4	0	0	0	0	4.0	3	1	1	4	3
Leach	0	0	3.86	2	0	0	0	0	2.1	2	1	1	0	2
Tapani	1	1	4.50	2	2	0	0	0	12.0	13	6	6	2	7
Erickson	0	0	5.06	2	2	0	0	0	10.2	10	7	6	4	5
Willis	0	0	5.14	4	0	0	0	0	7.0	6	4	4	2	2
Bedrosian	0	0	5.40	3	0	0	0	0	3.1	3	2	2	0	2
West	0	0	INF	2	0	0	0	0	0.0	2	4	4	4	0
Totals	4	3	3.74	7	7	1	1	2	67.1	63	29	28	26	39

GAME 1 Saturday, October 19 at Minnesota
 Atlanta 0 0 0 0 0 1 0 1 0 — 2 6 1
 Minnesota 0 0 1 0 3 1 0 0 x — 5 9 1
 WP — Morris. LP — Leibrandt. Save — Aguilera.
 Leibrandt, Clancy (5), Wohlers (7), Stanton (8) and Olson.
 Morris, Guthrie (8), Aguilera (8) and Harper.
 HR — Gagne, Hrbek. T — 3:00. A — 55,108.

GAME 5 Thursday, October 24 at Atlanta
 Minnesota 0 0 0 0 0 3 0 1 1 — 5 7 1
 Atlanta 0 0 0 4 1 0 6 3 x — 14 17 1
 WP — Glavine. LP — Tapani.
 Tapani, Leach (5), West (7), Bedrosian (7), Willis (8) and Harper, Ortiz (8).
 Glavine, Mercker (6), Clancy (7), St. Claire (9) and Olson, Cabrera (9).
 HR — Justice, Smith, Hunter. T — 2:59. A — 50,878.

GAME 2 Sunday, October 20 at Minnesota
 Atlanta 0 1 0 0 1 0 0 0 0 — 2 8 1
 Minnesota 2 0 0 0 0 0 0 1 x — 3 4 1
 WP — Tapani. LP — Glavine. Save — Aguilera.
 Glavine and Olson.
 Tapani, Aguilera (9) and Harper.
 HR — Davis, Leius. T — 2:37. A — 55,145.

GAME 6 Saturday, October 26 at Minnesota
 Atlanta 0 0 0 0 2 0 1 0 0 0 0 — 3 9 1
 Minnesota 2 0 0 0 1 0 0 0 0 0 1 — 4 9 0
 WP — Aguilera. LP — Leibrandt.
 Avery, Stanton (7), Peña (9), Leibrandt (11) and Olson.
 Erickson, Guthrie (7), Willis (7), Aguilera (10) and Ortiz, Harper (7).
 HR — Pendleton, Puckett. T — 3:36. A — 55,155.

GAME 3 Tuesday, October 22 at Atlanta
 Minnesota 1 0 0 0 0 0 1 2 0 0 0 0 — 4 10 1
 Atlanta 0 1 0 1 2 0 0 0 0 0 0 1 — 5 8 2
 WP — Clancy. LP — Aguilera.
 Erickson, West (5), Leach (5), Bedrosian (6), Willis (8), Guthrie (10), Aguilera (12) and Ortiz, Harper (8).
 Avery, Peña (8), Stanton (10), Wohlers (12), Mercker (12), Clancy (12) and Olson.
 HR — Justice, Smith, Puckett, Davis. T — 4:04. A — 50,878.

GAME 7 Sunday, October 27 at Minnesota
 Atlanta 0 0 0 0 0 0 0 0 0 0 0 — 0 7 0
 Minnesota 0 0 0 0 0 0 0 0 0 0 1 — 1 10 0
 WP — Morris. LP — Peña.
 Smoltz, Stanton (8), Peña (9) and Olson.
 Morris and Harper.
 T — 3:23. A — 55,118.

GAME 4 Wednesday, October 23 at Atlanta
 Minnesota 0 1 0 0 0 0 1 0 0 — 2 7 0
 Atlanta 0 0 1 0 0 0 1 0 1 — 3 8 0
 WP — Stanton. LP — Guthrie.
 Morris, Willis (7), Guthrie (8), Bedrosian (9) and Harper.
 Smoltz, Wohlers (8), Stanton (8) and Olson.
 HR — Pendleton, Pagliarulo. T — 2:57. A — 50,878.





2002 AMERICAN LEAGUE DIVISION SERIES

Twins vs. Oakland Athletics

ATHLETICS:	AVG	G	AB	R	H	2B	3B	HR	RBI	BB	SO	SB
Byrnes	.000	2	1	0	0	0	0	0	0	0	1	0
Chavez	.381	5	21	3	8	0	0	1	5	2	1	0
Durham	.333	5	21	7	7	3	0	2	2	2	4	1
Dye	.400	5	20	3	8	2	0	1	1	1	5	0
Ellis	.368	5	19	1	7	2	0	1	4	1	2	0
Hatteberg	.500	5	14	5	7	2	0	1	3	3	0	0
Hernandez	.059	5	17	0	1	0	0	0	0	0	4	0
Justice	.238	5	21	2	5	1	1	0	4	0	4	0
Long	.167	5	18	1	3	0	0	1	1	1	2	0
Mabry	.000	2	2	0	0	0	0	0	0	0	1	0
Myers	.000	2	1	0	0	0	0	0	0	0	1	0
Priatt	.333	3	3	0	1	1	0	0	0	0	1	0
Saenz	.000	1	0	0	0	0	0	0	0	1	0	0
Tejada	.143	5	21	3	3	1	0	1	4	1	7	0
Velarde	.600	4	5	1	3	1	0	0	1	0	1	0
Totals	.288	5	184	26	53	13	1	8	25	12	34	1

Pitchers:	W	L	ERA	G	GS	CG	SHO	SV	IP	H	R	ER	BB	SO
Bowie	0	0	0.00	1	0	0	0	0	1.1	0	0	0	0	3
Bradford	0	0	0.00	0	0	0	0	0	3.0	1	0	0	0	1
Hudson	0	1	6.23	2	2	0	0	0	8.2	13	11	6	4	8
Koch	0	0	9.00	3	0	0	0	1	3.0	5	3	3	2	3
Lidle	0	0	9.00	1	0	0	0	0	1.0	2	1	1	0	0
Lilly	0	1	13.50	2	0	0	0	0	4.0	10	6	6	1	3
Mecir	0	0	0.00	1	0	0	0	0	1.0	0	0	0	0	2
Mulder	1	1	2.08	2	2	0	0	0	13.0	14	3	3	3	12
Rincon	0	0	0.00	2	0	0	0	0	3.0	2	0	0	0	2
Zito	1	0	4.50	1	1	0	0	0	6.0	5	3	3	4	8
Totals	2	3	4.09	5	5	0	0	1	44.0	52	27	22	14	42

TWINS:	AVG	G	AB	R	H	2B	3B	HR	RBI	BB	SO	SB
Cuddyer	.385	5	13	1	5	1	0	0	1	3	3	0
Guzman	.286	5	21	5	6	2	0	1	2	2	4	2
Hocking	.500	3	6	0	3	1	0	0	1	0	1	0
Hunter	.300	5	20	4	6	4	0	0	2	1	4	0
Jones	.250	5	20	3	5	3	0	0	1	1	8	0
Kielty	.000	3	4	0	0	0	0	0	0	0	1	0
Koskie	.143	5	21	3	3	0	1	1	5	2	6	0
LeCroy	.444	3	9	1	4	0	0	0	1	0	3	0
Mientkiewicz	.250	5	20	3	5	0	0	2	4	1	1	0
Mohr	1.000	4	2	1	2	1	0	0	0	1	0	0
Ortiz	.231	4	13	0	3	2	0	0	2	0	5	0
Pierzynski	.438	5	16	4	7	0	1	1	4	2	2	0
Prince	.000	1	2	0	0	0	0	0	0	0	2	0
Rivas	.250	4	12	2	3	1	0	0	0	1	2	0
Totals	.291	5	179	27	52	15	2	5	23	14	42	2

Pitchers:	W	L	ERA	G	GS	CG	SHO	SV	IP	H	R	ER	BB	SO
Fiore	0	0	20.25	1	0	0	0	0	1.1	4	3	3	2	0
Guardado	0	0	13.50	2	0	0	0	1	2.0	5	3	3	1	1
Hawkins	0	0	0.00	3	0	0	0	0	2.1	0	0	0	0	5
Jackson	0	0	0.00	1	0	0	0	0	0.2	1	0	0	0	0
Lohse	0	0	0.00	2	0	0	0	0	4.0	2	0	0	0	5
Mays	0	1	14.73	1	1	0	0	0	3.2	9	6	6	2	1
Milton	1	0	2.57	1	1	0	0	0	7.0	6	2	2	1	3
Radke	2	0	1.54	2	2	0	0	0	11.2	14	6	2	1	7
Reed	0	1	7.20	1	1	0	0	0	5.0	6	4	4	2	8
Romero	0	0	0.00	3	0	0	0	0	3.1	3	0	0	1	2
Santana	0	0	6.00	2	0	0	0	0	3.0	3	2	2	2	2
Totals	3	2	4.50	5	5	0	0	1	44.0	53	26	22	12	34

2002 DIVISION SERIES CONTINUED

GAME 1 Tuesday, October 1 at Oakland

Minnesota	0	1	2	0	0	3	1	0	0	—	7	13	3
Oakland	3	2	0	0	3	0	0	0	0	—	5	12	0

WP — Radke. LP — Lilly. Save — Guardado.
 Radke, Santana (6), Romero (7), Guardado (9) and Pierzynski.
 Hudson, Lilly (6), Lidle (7), Rincón (8), Mecir (9) and Hernandez.
 HR—Koskie, Mientkiewicz. T—3.44. A—34,853.

GAME 2 Wednesday, October 2 at Oakland

Minnesota	0	0	0	0	1	0	0	0	0	—	1	7	0
Oakland	3	0	0	5	1	0	0	0	x	—	9	14	0

WP — Mulder. LP — Mays.
 Mays, Fiore (4), Lohse (6), Hawkins (9) and Pierzynski, Prince (6).
 Mulder, Bradford (7), Koch (9) and Hernandez.
 HR—Chavez, Guzmán. T—3.04. A—31,953.

GAME 3 Friday, October 4 at Minnesota

Oakland	2	0	0	1	0	1	2	0	0	—	6	9	1
Minnesota	0	0	0	1	2	0	0	0	0	—	3	8	0

WP — Zito. LP — Reed. Save — Koch.
 Zito, Rincón (7), Koch (9) and Hernandez.
 Reed, Santana (6), Jackson (7), Romero (8), Hawkins (9) and Pierzynski.
 HR—Durham, Hatteberg, Long, Dye. T—3.26. A—55,932.

GAME 4 Saturday, October 5 at Minnesota

Oakland	0	0	2	0	0	0	0	0	0	—	2	7	2
Minnesota	0	0	2	7	0	0	2	0	x	—	11	12	2

WP — Milton. LP — Hudson.
 Hudson, Lilly (4), Bowie (7) and Hernandez, Myers (8).
 Milton, Lohse (8) and Pierzynski.
 HR—Tejada, Mientkiewicz. T—3.20. A—55,960.

GAME 5 Sunday, October 6 at Oakland

Minnesota	0	1	1	0	0	0	0	0	3	—	5	12	0
Oakland	0	0	1	0	0	0	0	0	3	—	4	11	0

WP — Radke. LP — Mulder.
 Radke, Romero (5), Hawkins (8), Guardado (9) and Pierzynski.
 Mulder, Bradford (6), Koch (6) and Hernandez, Myers (9).
 HR—Durham, Ellis, Pierzynski. T—3.23. A—32,146.



2002 AMERICAN LEAGUE CHAMPIONSHIP SERIES

Twins vs. Anaheim Angels

ANGELS:	AVG	G	AB	R	H	2B	3B	HR	RBI	BB	SO	SB		
Anderson	.250	5	20	3	5	1	0	1	3	1	0	0		
Eckstein	.286	5	21	1	6	0	0	0	2	0	2	0		
Erstad	.364	5	22	4	8	0	0	1	2	0	3	1		
Figgins	1.000	3	1	2	1	0	0	0	0	0	0	0		
Fullmer	.333	4	12	2	4	2	0	1	4	0	2	0		
Gil	.000	1	2	0	0	0	0	0	0	0	1	0		
Glaus	.316	5	19	4	6	0	1	1	2	2	5	0		
Kennedy	.357	4	14	5	5	0	0	3	5	0	2	1		
B. Molina	.214	5	14	0	3	0	1	0	2	1	2	0		
J. Molina	.000	3	1	0	3	0	0	0	0	0	0	0		
Ochoa	.000	4	4	2	0	0	0	0	0	0	3	0		
Palmeiro	.000	2	2	0	0	0	0	0	0	0	1	0		
Salmon	.214	5	14	0	3	0	0	0	0	3	1	0		
Spiezio	.353	5	17	5	6	2	0	1	5	2	1	1		
Wooten	.250	3	8	1	2	0	0	0	1	0	3	0		
Totals	.287	5	171	29	49	5	2	8	26	9	26	3		
Pitchers:	W	L	ERA	G	GS	CG	SHO	SV	IP	H	R	ER	BB	SO
Appier	0	1	3.48	2	2	0	0	0	10.1	10	4	4	4	3
Donnelly	0	0	8.10	3	0	0	0	0	3.1	3	3	3	0	5
Lackey	1	0	0.00	1	1	0	0	0	7.0	3	0	0	0	7
Ortiz	1	0	5.06	1	1	0	0	0	5.1	10	3	3	1	3
Percival	0	0	0.00	3	0	0	0	2	3.1	0	0	0	0	3
Rodriguez	2	0	0.00	4	0	0	0	0	4.1	2	0	0	2	7
Schoeneweis	0	0	0.00	1	0	0	0	0	0.2	0	0	0	0	0
Washburn	0	0	1.29	1	1	0	0	0	7.0	6	1	1	0	7
Weber	0	0	3.38	3	0	0	0	0	2.2	3	1	1	0	3
Totals	4	1	2.45	5	5	0	0	2	44.0	37	12	12	7	38

2002 ALCS CONTINUED

TWINS:		AVG	G	AB	R	H	2B	3B	HR	RBI	BB	SO	SB		
Cuddyer		.200	3	5	0	1	0	0	0	0	1	1	0		
Guzmán		.167	5	18	1	3	1	0	0	0	0	3	0		
Hunter		.167	5	18	2	3	2	0	0	0	1	3	0		
Jones		.100	5	20	0	2	1	0	0	2	0	4	0		
Kiefly		.000	4	3	0	0	0	0	0	1	1	2	0		
Koskie		.278	5	18	3	5	2	0	0	2	2	8	0		
Lamb		.000	2	0	0	0	0	0	0	0	0	0	0		
LeCroy		.333	1	3	0	1	0	0	0	0	0	1	0		
Mientkiewicz		.278	5	18	1	5	1	0	0	2	1	2	0		
Mohr		.417	5	12	3	5	1	0	0	0	0	4	1		
Ortiz		.313	5	16	0	5	1	0	0	2	0	5	0		
Pierzynski		.250	5	16	1	4	0	0	0	2	0	2	0		
Prince		.000	1	1	0	0	0	0	0	0	0	0	0		
Rivas		.250	5	12	1	3	0	0	0	0	1	3	0		
Totals		.231	5	160	12	37	9	0	0	11	7	38	1		
Pitchers:		W	L	ERA	G	GS	CG	SHO	SV	IP	H	R	ER	BB	SO
Guardado		0	0	0.00	1	0	0	0	1	1.0	0	0	0	1	2
Hawkins		0	0	20.25	4	0	0	0	0	1.1	4	3	3	1	1
Jackson		0	0	27.00	3	0	0	0	0	1.0	5	3	3	2	2
Lohse		0	0	0.00	1	0	0	0	0	1.0	0	0	0	0	1
Mays		1	0	2.03	2	2	0	0	0	13.1	12	4	3	0	3
Milton		0	0	1.50	1	1	0	0	0	6.0	5	1	1	2	4
Radke		0	1	2.70	1	1	0	0	0	6.2	5	2	2	1	4
Reed		0	1	10.13	1	1	0	0	0	5.1	8	6	6	0	0
Romero		0	1	22.50	4	0	0	0	0	2.0	4	5	5	2	3
Santana		0	1	10.80	4	0	0	0	0	3.1	4	4	4	0	4
Wells		0	0	9.00	2	0	0	0	0	1.0	2	1	1	0	2
Totals		1	4	6.00	5	5	0	0	1	42.0	49	29	28	9	26

GAME 1 Tuesday, October 8 at Minnesota

Anaheim	0	0	1	0	0	0	0	0	0	0	0	0	0	1	4	0
Minnesota	0	1	0	0	1	0	0	0	x	—	2	5	1			

WP — Mays. LP — Appier. Save — Guardado.
 Appier, Donnelly (6), Schoenweis (7), Weber (8) and B. Molina, J. Molina (8).
 Mays, Guardado (9) and Pierzynski.
 T — 2:58. A — 55,562.

GAME 2 Wednesday, October 9 at Minnesota

Anaheim	1	3	0	0	0	2	0	0	0	0	—	6	10	0		
Minnesota	0	0	0	0	0	3	0	0	0	0	—	3	11	1		

WP — Ortiz. LP — Reed. Save — Percival.
 Ortiz, Donnelly (6), Rodríguez (7), Percival (8) and B. Molina.
 Reed, Santana (6), Romero (7), Hawkins (7), Jackson (9) and Pierzynski.
 HR — Erstad, Fullmer. T — 3:13. A — 55,990.

GAME 3 Friday, October 11 at Anaheim

Minnesota	0	0	0	0	0	0	1	0	0	—	1	6	0			
Anaheim	0	1	0	0	0	0	0	1	x	—	2	7	0			

WP — Rodríguez. LP — Romero. Save — Percival.
 Milton, Hawkins (7), Santana (7), Jackson (7), Romero (7) and Pierzynski.
 Washburn, Rodríguez (8), Percival (9) and B. Molina, J. Molina (8).
 HR — Anderson, Glaus. T — 3:13. A — 44,234.

GAME 4 Saturday, October 12 at Anaheim

Minnesota	0	0	0	0	0	0	0	0	1	—	1	6	2			
Anaheim	0	0	0	0	0	0	2	5	x	—	7	10	0			

WP — Lackey. LP — Radke.
 Radke, Santana (7), Hawkins (8), Romero (8), Jackson (8), Wells (8) and Pierzynski.
 Lackey, Rodríguez (8), Weber (9) and B. Molina.
 T — 2:49. A — 44,830.

GAME 5 Sunday, October 13 at Anaheim

Minnesota	1	1	0	0	0	0	3	0	0	—	5	9	0			
Anaheim	0	0	1	0	2	0	10	0	x	—	13	18	0			

WP — Rodríguez. LP — Santana.
 Mays, Santana (6), Hawkins (7), Romero (7), Wells (7), Lohse (8) and Pierzynski, Prince (8).
 Appier, Donnelly (6), Rodríguez (7), Weber (8), Percival (9) and B. Molina, J. Molina (8).
 HR — Kennedy (3), Spiezo. T — 3:30. A — 44,835.





2003 AMERICAN LEAGUE DIVISION SERIES

Twins vs. New York Yankees

YANKEES:	AVG	G	AB	R	H	2B	3B	HR	RBI	BB	SO	SB
Boone	.200	4	15	1	3	1	0	0	0	0	3	1
Dellucci	.000	1	0	0	0	0	0	0	0	0	0	0
Giambi	.250	4	16	1	4	2	0	0	2	2	5	0
Jeter	.429	4	14	2	6	0	0	1	1	4	2	1
Johnson	.077	4	13	2	1	1	0	0	2	3	2	0
Matsui	.267	4	15	2	4	1	0	1	3	2	3	0
Posada	.176	4	17	1	3	1	0	0	0	0	6	0
Rivera	.333	4	12	2	4	0	0	0	0	1	0	0
Sierra	.000	1	2	0	0	0	0	0	0	0	0	0
Soriano	.368	4	19	2	7	1	0	0	4	0	6	2
Williams	.400	4	15	3	6	2	0	0	3	2	2	0
Totals	.275	4	138	16	38	9	0	2	15	14	29	4

Pitchers:	W	L	ERA	G	GS	CG	SHO	SV	IP	H	R	ER	BB	SO
Clemens	1	0	1.29	1	1	0	0	0	7.0	5	1	1	1	6
Heredia	0	0	0.00	1	0	0	0	0	2.0	1	0	0	1	1
Mussina	0	1	3.86	1	1	0	0	0	7.0	7	3	3	3	6
Nelson	0	0	0.00	1	0	0	0	0	0.0	0	0	0	1	0
Pettitte	1	0	1.29	1	1	0	0	0	7.0	4	1	1	3	10
Rivera	0	0	0.00	2	0	0	0	2	4.0	0	0	0	0	4
Wells	1	0	1.17	1	1	0	0	0	7.2	8	1	1	0	5
White	0	0	0.00	1	0	0	0	0	1.1	1	0	0	0	1
Totals	3	1	1.50	4	4	0	0	2	36.0	26	6	6	9	33

TWINS:	AVG	G	AB	R	H	2B	3B	HR	RBI	BB	SO	SB
Cuddyer	.250	1	4	0	1	0	0	0	1	0	3	0
Ford	.000	1	1	0	0	0	0	0	0	0	1	0
Gómez	.000	1	0	0	0	0	0	0	0	0	0	0
Guzmán	.154	4	13	1	2	0	0	0	0	1	2	0
Hocking	.000	1	0	0	0	0	0	0	0	0	0	0
Hunter	.429	4	14	3	6	0	1	1	2	2	2	0
Jones	.125	4	16	0	2	0	0	0	0	0	5	0
Koskie	.200	4	15	0	3	1	0	0	0	0	5	0
LeCroy	.091	3	11	1	1	0	0	0	0	1	4	0
Mientkiewicz	.133	4	15	0	2	0	0	0	0	1	2	0
Pierzynski	.231	4	13	1	3	0	0	1	1	2	0	0
Rivas	.000	4	13	0	0	0	0	0	1	0	4	0
Ryan	.000	1	1	0	0	0	0	0	0	0	1	0
Stewart	.400	4	15	0	6	2	0	0	0	2	4	1
Totals	.198	4	131	6	26	3	1	2	5	9	33	1

Pitchers:	W	L	ERA	G	GS	CG	SHO	SV	IP	H	R	ER	BB	SO
Guardado	0	0	9.00	2	0	0	0	1	2.0	5	2	2	0	2
Hawkins	1	0	6.00	3	0	0	0	0	3.0	5	3	2	0	5
Lohse	0	1	5.40	1	1	0	0	0	5.0	6	3	3	2	5
Milton	0	0	0.00	1	0	0	0	0	3.1	2	0	0	0	2
Radke	0	1	2.84	1	1	0	0	0	6.1	5	2	2	2	4
Reed	0	0	0.00	1	0	0	0	0	0.2	1	0	0	0	0
Rincón	0	0	0.00	3	0	0	0	0	2.1	1	0	0	4	1
Rogers	0	0	0.00	1	0	0	0	0	1.1	1	0	0	1	3
Romero	0	0	0.00	3	0	0	0	0	3.1	3	0	0	2	1
Santana	0	1	7.04	2	2	0	0	0	7.2	9	6	6	3	6
Totals	1	3	3.86	4	4	0	0	1	35.0	38	16	15	14	29

GAME 1 Tuesday, September 30 at New York

Minnesota	0	0	1	0	0	2	0	0	0	0	0	0	3	8	0
New York	0	0	0	0	0	0	0	0	1	1	9	1			

WP — Hawkins. LP — Mussina. Save — Guardado.
 Clemens, Reed (5), Romero (5), Hawkins (7), Guardado (9) and Pierzynski.
 Mussina, Nelson (8), Heredia (8) and Posada.
 T — 3:18. A — 56,292.

GAME 2 Thursday, October 2 at New York

Minnesota	0	0	0	0	1	0	0	0	0	0	0	0	1	4	1
New York	1	0	0	0	0	0	0	3	0	x	4	8	1		

WP — Pettitte. LP — Radke. Save — Rivera.
 Radke, Hawkins (7), Romero (7), Rincón (8) and Pierzynski.
 Pettitte, Rivera (8) and Posada.
 HR — Hunter. T — 3:07. A — 56,479.

GAME 3 Saturday, October 4 at Minnesota

New York	0	2	1	0	0	0	0	0	0	0	0	0	0	3	8	1
Minnesota	0	0	1	0	0	0	0	0	0	0	0	0	1	5	0	

WP — Clemens. LP — Lohse. Save — Rivera.
 Clemens, Rivera (8) and Posada.
 Lohse, Rogers (6), Romero (7), Rincón (8) and Pierzynski.
 HR — Matsui, Pierzynski. T — 3:02. A — 55,915.

GAME 4 Sunday, October 5 at Minnesota

New York	0	0	0	6	0	0	0	1	1	1	8	13	0		
Minnesota	0	0	0	1	0	0	0	0	0	0	1	9	1		

WP — Wells. LP — Santana.
 Wells, White (8) and Posada.
 Santana, Rincón (4), Milton (4), Hawkins (8), Guardado (9) and Pierzynski.
 HR — Jeter. T — 2:49. A — 55,875.



2004 AMERICAN LEAGUE DIVISION SERIES

Twins vs. New York Yankees

YANKEES:	AVG	G	AB	R	H	2B	3B	HR	RBI	BB	SO	SB		
Cairo	.214	4	14	3	3	1	0	0	1	2	5	0		
Clark	.000	1	1	0	0	0	0	0	0	0	1	0		
Crosby	.000	2	0	0	0	0	0	0	0	0	0	0		
Jeter	.316	4	19	3	6	1	0	1	4	1	4	1		
Lofton	.250	1	4	0	1	0	0	0	1	0	1	0		
Matsui	.412	4	17	3	7	1	0	1	3	3	4	0		
Olerud	.214	4	14	2	3	2	0	0	0	1	2	0		
Posada	.222	4	18	2	4	0	0	0	0	0	6	0		
Rodriguez	.421	4	19	3	8	3	0	1	3	2	1	2		
Sheffield	.222	4	18	2	4	1	0	1	2	3	1	0		
Sierra	.167	3	12	1	2	0	0	1	3	2	3	1		
Williams	.278	4	18	2	5	1	0	1	3	1	2	0		
Totals	.279	4	154	21	43	10	0	6	20	15	30	4		
Pitchers:	W	L	ERA	G	GS	CG	SHO	SV	IP	H	R	ER	BB	SO
Brown	1	0	1.50	1	1	0	0	0	6.0	8	1	1	0	1
Gordon	0	0	4.91	3	0	0	0	0	3.2	2	2	2	0	3
Heredia	0	0	54.00	1	0	0	0	0	0.1	0	2	2	0	0
Lieber	0	0	4.05	1	1	0	0	0	6.2	7	3	3	1	4
Loaiza	0	0	0.00	1	0	0	0	0	2.0	4	0	0	0	0
Mussina	0	1	2.57	1	1	0	0	0	7.0	7	2	2	1	7
Quantrill	1	0	0.00	2	0	0	0	0	2.0	2	0	0	0	1
Rivera	1	0	0.00	4	0	0	0	0	5.2	2	0	0	0	2
Sturtz	0	0	6.75	2	0	0	0	0	2.2	4	2	2	3	4
Vazquez	0	0	9.00	1	1	0	0	0	5.0	7	5	5	2	6
Totals	3	1	3.73	4	4	0	0	0	41.0	43	17	17	7	28

TWINS:	AVG	G	AB	R	H	2B	3B	HR	RBI	BB	SO	SB		
Blanco	.250	4	8	1	2	0	0	1	2	0	2	0		
Borders	.000	2	2	0	0	0	0	0	0	0	1	0		
Cuddyer	.467	4	15	1	7	0	0	0	2	0	3	0		
Ford	.273	3	11	1	3	1	0	0	2	0	2	1		
Guzmán	.333	4	15	2	5	0	0	0	0	2	3	1		
Hunter	.353	4	17	5	6	1	0	1	2	1	1	2		
Jones	.300	4	20	3	6	1	0	2	2	0	6	0		
Koskie	.308	4	13	2	4	1	0	0	2	3	2	0		
Kubel	.143	2	7	0	1	1	0	0	0	0	2	0		
LeCroy	.333	3	3	0	1	0	0	0	0	1	1	0		
Morneau	.235	4	17	1	4	2	0	0	2	0	3	0		
Offerman	.000	3	3	0	0	0	0	0	1	0	0	0		
Rivas	.000	3	1	0	0	0	0	0	0	0	0	0		
Stewart	.200	4	20	1	4	0	0	0	2	0	2	0		
Totals	.283	4	152	17	43	7	0	4	17	7	28	4		
Pitchers:	W	L	ERA	G	GS	CG	SHO	SV	IP	H	R	ER	BB	SO
Balfour	0	0	0.00	2	0	0	0	0	2.2	0	0	0	0	2
Crain	0	0	0.00	1	0	0	0	0	0.1	1	0	0	0	0
Lohse	0	1	4.50	1	0	0	0	0	2.0	1	1	1	0	3
Mulholland	0	0	3.00	1	0	0	0	0	3.0	3	1	1	0	0
Nathan	0	1	3.60	3	0	0	0	1	5.0	2	2	2	5	6
Radke	0	0	7.11	1	1	0	0	0	6.1	8	5	5	3	0
Rincón	0	0	10.80	3	0	0	0	0	3.1	4	4	4	2	5
Romero	0	0	9.00	2	0	0	0	0	1.0	0	1	1	1	1
Santana	1	0	0.75	2	2	0	0	0	12.0	14	1	1	4	12
Silva	0	1	10.80	1	1	0	0	0	5.0	10	6	6	0	1
Totals	1	3	4.65	4	4	0	1	1	40.2	43	21	21	15	30

GAME 1 Tuesday, October 5 at New York

Minnesota	0	0	1	0	0	0	0	0	0	0	0	0	2	7	0
New York	0	0	0	0	0	0	0	0	0	0	0	0	0	9	0
WP — Santana. LP — Mussina. Save — Nathan.															
Santana, Rincón (8), Nathan (9) and Blanco.															
Mussina, Gordon (8), Rivera (9) and Posada.															
HR — Jones. T — 2:53. A — 55,749.															

GAME 2 Wednesday, October 6 at New York

Minnesota	1	2	0	0	0	0	2	0	0	0	1	—	6	12	0
New York	1	0	2	0	1	0	1	0	0	0	2	—	7	9	0
WP — Quantrill. LP — Nathan.															
Radke, Balfour (7), Rincón (8), Nathan (10), Romero (12) and Blanco, Borders (7).															
Lieber, Gordon (7), Rivera (8), Sturtz (10), Quantrill (12) and Posada.															
HR — Jeter, Sheffield, Rodriguez, Hunter. T — 4:19. A — 56,354.															

GAME 3 Friday, October 8 at Minnesota

New York	0	3	0	0	0	4	1	0	0	—	8	14	1
Minnesota	1	0	0	0	0	0	0	0	3	—	4	12	1
WP — Brown. LP — Silva.													
Brown, Quantrill (7), Heredia (8), Sturtz (9), Rivera (9) and Posada.													
Silva, Romero (6), Crain (6), Mulholland (7) and Blanco, LeCroy (8).													
HR — Jones, Williams, Matsui. T — 3:02. A — 54,803.													

GAME 4 Saturday, October 9 at Minnesota

New York	0	0	1	0	0	0	0	4	0	0	1	—	6	11	0
Minnesota	1	0	0	1	3	0	0	0	0	0	0	—	5	12	1
WP — Rivera. LP — Lohse.															
Vazquez, Loaiza (6), Gordon (8), Rivera (10) and Posada.															
Santana, Balfour (4), Rincón (4), Nathan (8), Lohse (9) and Blanco, Borders (9).															
HR — Blanco, Sierra. T — 4:16. A — 52,498.															

ATHLETICS:	AVG	G	AB	R	H	2B	3B	HR	RBI	BB	SO	SB
Bocachica	.000	0	0	0	0	0	0	0	0	0	0	0
Bradley	.077	3	13	1	1	0	0	1	2	0	1	0
Chavez	.200	3	10	2	2	1	0	1	1	2	4	0
Ellis	.286	2	7	0	2	0	0	0	0	0	2	0
Jimenez	.000	2	4	0	0	0	0	0	0	0	1	0
Johnson	.000	0	0	0	0	0	0	0	0	0	0	0
Kendall	.214	3	14	1	3	1	0	0	1	0	4	0
Kielty	.000	0	0	0	0	0	0	0	0	0	0	0
Kotsay	.143	3	14	2	2	0	0	1	2	0	2	0
Melhuse	.000	0	0	0	0	0	0	0	0	0	0	0
Payton	.333	3	12	3	4	0	0	0	0	0	1	0
Scutaro	.333	3	12	1	4	4	0	0	6	0	1	0
Swisher	.300	3	10	3	3	2	0	0	1	2	2	0
Thomas	.500	3	10	3	5	1	0	2	2	2	1	0
Totals	.245	3	106	16	26	9	0	5	15	6	19	0

Pitchers:	W	L	ERA	G	GS	CG	SHO	SV	IP	H	R	ER	BB	SO
Blanton	0	0	0.00	0	0	0	0	0	0.0	0	0	0	0	0
Calero	1	0	0.00	1	0	0	0	0	1.0	0	0	0	1	1
Duchscherer	0	0	2.25	2	0	0	0	0	4.0	1	1	1	0	4
Gaudin	0	0	0.00	0	0	0	0	0	0.0	0	0	0	0	0
Harden	0	0	0.00	0	0	0	0	0	0.0	0	0	0	0	0
Haren	1	0	3.00	1	1	0	0	0	6.0	9	2	2	1	2
Kennedy	0	0	0.00	0	0	0	0	0	0.0	0	0	0	0	0
Loaiza	0	0	3.60	1	1	0	0	0	5.0	8	2	2	0	2
Saarloos	0	0	0.00	0	0	0	0	0	0.0	0	0	0	0	0
Street	0	0	3.00	3	0	0	0	2	3.0	4	1	1	1	1
Zito	1	0	1.13	1	1	0	0	0	8.0	4	1	1	1	3
Totals	3	0	2.33	3	3	0	0	2	27.0	26	7	7	6	11

TWINS:	AVG	G	AB	R	H	2B	3B	HR	RBI	BB	SO	SB
Bartlett	.273	3	11	0	3	1	0	0	0	0	2	0
Castillo	.273	3	11	0	3	0	0	0	0	3	3	0
Cuddyer	.250	3	12	2	3	0	1	1	1	0	2	0
Ford	.000	1	0	0	0	0	0	0	0	0	0	0
Hunter	.273	3	11	1	3	1	0	1	2	0	1	0
Kubel	.000	0	0	0	0	0	0	0	0	0	0	0
Mauer	.182	3	11	0	2	0	0	0	0	1	0	0
Morneau	.417	3	12	3	5	1	0	2	2	0	0	0
Nevin	.000	1	3	0	0	0	0	0	0	0	0	0
Punto	.167	3	12	0	2	0	0	0	0	0	1	0
Redmond	.000	0	0	0	0	0	0	0	0	0	0	0
Rodriguez	.000	0	0	0	0	0	0	0	0	0	0	0
Tyner	.000	2	6	0	0	0	0	0	0	2	2	1
White	.417	3	12	1	5	1	0	1	2	0	0	0
Totals	.257	3	101	7	26	4	1	5	7	6	11	1

Pitchers:	W	L	ERA	G	GS	CG	SHO	SV	IP	H	R	ER	BB	SO
Bonser	0	0	3.00	1	1	0	0	0	6.0	7	2	2	1	3
Crain	0	0	9.00	2	0	0	0	0	1.0	3	3	1	1	1
Guerrier	0	0	0.00	1	0	0	0	0	1.0	0	0	0	0	0
Nathan	0	0	0.00	1	0	0	0	0	0.2	1	0	0	0	1
Neshek	0	1	9.00	2	0	0	0	0	1.0	1	1	1	0	1
Perkins	0	0	0.00	1	0	0	0	0	0.1	2	0	0	0	0
Radke	0	1	6.75	1	1	0	0	0	4.0	5	4	3	1	2
Reyes	0	0	9.00	2	0	0	0	0	1.0	1	3	1	2	0
Rincón	0	0	3.00	2	0	0	0	0	3.0	1	1	1	0	3
Santana	0	1	2.25	1	1	0	0	0	8.0	5	2	2	1	8
Silva	0	0	0.00	0	0	0	0	0	0.0	0	0	0	0	0
Totals	0	3	3.81	3	3	0	0	0	26.0	26	16	11	6	19

GAME 1 Tuesday, October 3 at Minnesota

Oakland	0	2	0	0	0	0	0	1	—	3	7	0
Minnesota	0	0	0	0	0	1	0	1	—	2	5	2

WP — Zito. LP — Santana. Save — Street.
Zito, Street (9) and Kendall.
Santana, Crain (9), Neshek (9) and Mauer.
HR — Thomas (2), White. T — 2:19. A — 55,542.

GAME 3 Friday, October 6 at Oakland

Minnesota	0	0	1	0	1	0	1	0	—	3	12	3
Oakland	0	2	0	0	0	4	0	x	—	8	8	1

WP — Haren. LP — Radke.
Radke, Perkins (5), Rincón (5), Reyes (7), Crain (7), Guerrier and Mauer.
Haren, Duchscherer (7), Street (9) and Kendall.
HR — Hunter, Morneau, Chavez, Bradley. T — 2:55. A — 35,694.

GAME 2 Wednesday, October 4 at Minnesota

Oakland	0	0	0	2	0	2	0	1	—	5	11	0
Minnesota	0	0	0	0	2	0	0	—	—	2	9	0

WP — Calero. LP — Neshek. Save — Street.
Loaiza, Calero (6), Duchscherer (7), Street (9) and Kendall.
Bonser, Neshek (7), Reyes (7), Rincón (8), Nathan (9) and Mauer.
HR — Kotsay, Morneau, Cuddyer. T — 3:02. A — 55,710.



2009 AMERICAN LEAGUE DIVISION SERIES

Twins vs. New York Yankees

YANKEES:	AVG	G	AB	R	H	2B	3B	HR	RBI	BB	SO	SB
Cabrera	.167	3	12	1	2	0	0	0	0	0	5	0
Cano	.167	3	12	1	2	0	0	0	1	0	1	0
Cervelli	.000	1	0	0	0	0	0	0	0	0	0	0
Damon	.083	3	12	0	1	0	0	0	0	1	4	0
Gardner	.000	1	0	0	0	0	0	0	0	0	0	1
Hairston	.000	1	0	0	0	0	0	0	0	0	0	0
Jeter	.400	3	10	4	4	2	0	1	2	3	0	0
Matsui	.222	3	9	1	2	0	0	1	2	3	3	0
Molina	.000	1	1	0	0	0	0	0	0	0	0	0
Posada	.365	3	11	1	4	0	0	1	2	0	2	0
Rodriguez	.455	3	11	4	5	0	0	2	6	1	2	0
Swisher	.083	3	12	0	1	1	0	0	1	0	4	0
Teixeira	.167	3	12	3	2	0	0	1	1	1	1	0
Totals	.225	3	102	15	23	3	0	6	15	9	22	1

Pitchers:	W	L	ERA	G	GS	CG	SHO	SV	IP	H	R	ER	BB	SO
Aceves	0	0	0.00	1	0	0	0	0	1.0	1	0	0	1	1
Burnett	0	0	1.50	1	1	0	0	0	6.0	3	1	1	5	6
Chamberlain	0	0	0.00	3	0	0	0	0	1.2	2	0	0	0	1
Coke	0	0	0.00	2	0	0	0	0	0.2	0	0	0	0	1
Hughes	0	0	9.00	3	0	0	0	0	2.0	5	2	2	1	3
Marte	0	0	0.00	1	0	0	0	0	0.0	2	0	0	0	0
Pettitte	1	0	1.42	1	1	0	0	0	6.1	3	1	1	1	7
Rivera	0	0	0.00	3	0	0	0	1	3.2	4	0	0	1	7
Robertson	1	0	0.00	1	0	0	0	0	1.0	1	0	0	0	0
Sabathia	1	0	1.35	1	1	0	0	0	6.2	8	2	1	1	8
Totals	3	0	1.55	3	3	0	0	29.0	29	6	5	9	34	34

TWINS:	AVG	G	AB	R	H	2B	3B	HR	RBI	BB	SO	SB
Cabrera	.154	3	13	1	2	0	0	0	0	2	3	1
Cuddyer	.429	3	14	0	6	0	0	0	1	0	2	0
Gómez	.000	1	4	1	0	0	0	0	0	1	2	0
Harris	.250	3	12	1	3	0	1	0	1	0	3	0
Kubel	.071	3	14	0	1	0	0	0	0	0	9	0
Mauer	.417	3	12	1	5	1	0	0	1	2	4	0
Morales	.000	1	3	0	0	0	0	0	0	0	2	0
Punto	.444	3	9	0	4	1	0	0	1	3	1	0
Span	.400	3	15	1	6	1	0	0	1	0	2	1
Tolbert	.200	2	5	0	1	0	0	0	0	0	1	0
Young	.083	3	12	1	1	1	0	0	0	1	5	1
Totals	.257	3	113	6	29	4	1	0	5	9	34	3

Pitchers:	W	L	ERA	G	GS	CG	SHO	SV	IP	H	R	ER	BB	SO
Blackburn	0	0	1.59	1	1	0	0	0	5.2	3	1	1	2	3
Duensing	0	1	9.64	1	1	0	0	0	4.2	7	5	5	1	3
Guerrier	0	0	0.00	2	2	0	0	0	2.0	0	0	0	0	2
Liriano	0	0	4.50	1	0	0	0	0	2.0	1	2	1	1	1
Mahay	0	0	5.40	3	0	0	0	0	1.2	0	1	1	1	2
Mijares	0	1	13.50	2	0	0	0	0	0.2	1	1	1	1	0
Nathan	0	0	9.00	2	0	0	0	0	2.0	5	2	2	1	2
Pavano	0	1	2.57	1	1	0	0	0	7.0	5	2	2	0	9
Rauch	0	0	6.75	3	0	0	0	0	1.1	1	1	1	2	0
Totals	0	3	4.67	3	3	0	0	27.0	23	15	14	9	22	22

GAME 1 Wednesday, October 7 at New York

Minnesota	0	0	2	0	0	0	0	0	0	—	2	9	1
New York	0	0	2	1	3	0	1	0	x	—	7	9	0

WP — Sabathia. LP — Duensing.
 Sabathia, Hughes (7), Coke (8), Chamberlain (8), Rivera (9) and Posada.
 Duensing, Liriano (5), Rauch (7), Mahay (8) and Mauer.
 HR — Jeter, Matsui. T — 3:38. A — 49,464.

GAME 3 Sunday, October 11 at Minnesota

New York	0	0	0	0	0	0	2	0	2	—	4	7	0
Minnesota	0	0	0	0	1	0	0	0	0	—	1	7	0

WP — Pettitte. LP — Pavano. Save — Rivera.
 Pettitte, Chamberlain (7), Hughes (8), Rivera (8) and Posada.
 Pavano, Guerrier (8), Mahay (9), Rauch (9), Mijares (9), Nathan (9) and Mauer.
 HR — Rodriguez, Posada. T — 3:45. A — 54,735.

GAME 2 Friday, October 9 at New York

Minnesota	0	0	0	0	0	1	0	2	0	0	0	—	3	12	1
New York	0	0	0	0	0	1	0	0	2	0	1	—	4	7	0

WP — Robertson. LP — Mijares.
 Burnett, Chamberlain (7), Coke (7), Hughes (8), Rivera (9), Aceves (10), Marte (11), Robertson (11) and Molina, Posada (7).
 Blackburn, Mahay (6), Rauch (7), Guerrier (8), Nathan (9), Mijares (10) and Mauer.
 HR — Rodriguez, Teixeira. T — 4:22. A — 50,006.



2010 AMERICAN LEAGUE DIVISION SERIES

Twins vs. New York Yankees

YANKEES:	AVG	G	AB	R	H	2B	3B	HR	RBI	BB	SO	SB
Berkman	.500	1	4	2	2	1	0	1	2	0	1	0
Cano	.333	3	12	3	4	0	1	0	1	0	0	0
Gardner	.200	3	10	1	2	0	0	0	1	1	3	1
Golson	.000	2	0	0	0	0	0	0	0	0	0	0
Granderson	.455	3	11	2	5	1	1	0	3	1	1	1
Jeter	.286	3	14	0	4	0	0	0	1	0	3	1
Posada	.273	3	11	2	3	0	0	0	2	1	4	0
Rodriguez	.273	3	11	1	3	0	0	0	1	1	2	1
Swisher	.333	3	12	3	4	2	0	1	1	1	1	0
Teixeira	.308	3	13	2	4	1	0	1	3	1	2	0
Thames	.286	2	7	1	2	0	0	1	2	1	1	0
Totals	.314	3	105	17	33	5	2	4	17	7	18	4

Pitchers:	W	L	ERA	G	GS	CG	SHO	SV	IP	H	R	ER	BB	SO
Hughes	1	0	0.00	1	1	0	0	0	7.0	4	0	0	1	6
Logan	0	0	0.00	2	0	0	0	0	1.0	1	0	0	0	0
Pettitte	1	0	2.57	1	1	0	0	0	7.0	5	2	2	1	4
Rivera	0	0	0.00	3	0	0	0	2	3.1	2	0	0	0	1
Robertson	0	0	0.00	2	0	0	0	0	0.2	0	0	0	1	1
Sabathia	1	0	4.50	1	1	0	0	0	6.0	5	4	3	3	5
Wood	0	0	4.50	3	0	0	0	0	2.0	4	1	1	2	3
Totals	3	0	2.00	3	3	0	0	2	27.0	21	7	6	8	20

TWINS:	AVG	G	AB	R	H	2B	3B	HR	RBI	BB	SO	SB
Cuddyer	.182	3	11	1	2	1	0	1	2	0	4	0
Hardy	.100	3	10	0	1	1	0	0	0	0	2	0
Hudson	.333	3	12	2	4	0	0	1	2	0	2	0
Kubel	.000	3	8	0	0	0	0	0	0	3	2	0
Mauer	.250	3	12	0	3	0	0	0	0	1	3	0
Repko	.000	1	0	0	0	0	0	0	0	0	0	0
Span	.308	3	13	0	4	0	0	0	0	0	0	0
Thome	.100	3	10	2	1	0	0	0	0	2	3	0
Tolbert	.000	1	0	0	0	0	0	0	0	0	0	0
Valencia	.222	3	9	1	2	1	0	0	2	1	3	0
Young	.333	3	12	7	4	3	1	0	0	1	1	0
Totals	.216	3	97	7	21	3	1	2	6	8	20	0

Pitchers:	W	L	ERA	G	GS	CG	SHO	SV	IP	H	R	ER	BB	SO
Baker	0	0	3.86	1	0	0	0	0	2.1	3	1	1	0	2
Capps	0	0	9.00	1	0	0	0	0	1.0	2	1	1	0	0
Crain	0	1	54.00	1	0	0	0	0	0.1	3	2	2	0	0
Duensing	0	1	13.50	1	1	0	0	0	3.1	7	5	5	1	1
Fuentes	0	0	0.00	2	0	0	0	0	2.2	1	0	0	0	2
Guerrier	0	0	0.00	2	0	0	0	0	1.2	1	0	0	1	2
Liriano	0	0	6.35	1	1	0	0	0	5.2	6	4	4	3	7
Mijares	0	0	0.00	3	0	0	0	0	1.1	0	0	0	1	0
Pavano	0	1	6.00	1	1	0	0	0	6.0	10	4	4	1	3
Rauch	0	0	0.00	2	0	0	0	0	1.2	0	0	0	0	1
Totals	0	3	5.88	3	3	0	0	0	26.0	33	17	17	7	18

GAME 1 Wednesday, October 6 at Minnesota

New York 0 0 0 0 0 4 2 0 0 — 6 9 0
Minnesota 0 2 1 0 0 1 0 0 0 — 4 8 0
 WP — Sabathia. LP — Crain. Save — Rivera.
 Sabathia, Logan (7), Robertson (7), Wood (8), Rivera (8) and Posada.
 Liriano, Mijares (6), Crain (7), Fuentes (7), Rauch (9) and Mauer.
 HR — Cuddyer, Teixeira. T — 3:47. A — 42,032.

GAME 2 Thursday, October 7 at Minnesota

New York 0 0 0 1 1 0 2 0 1 — 5 12 0
Minnesota 0 1 0 0 0 1 0 0 0 — 2 6 0
 WP — Pettitte. LP — Pavano. Save — Rivera.
 Pettitte, Wood (8), Rivera (9) and Posada.
 Pavano, Mijares (7), Rauch (7), Guerrier (8), Capps (9) and Mauer.
 HR — Berkman, Hudson. T — 2:59. A — 42,035.

GAME 3 Saturday, October 9 at New York

Minnesota 0 0 0 0 0 0 0 1 0 0 — 1 7 0
 New York 0 1 1 3 0 0 0 1 0 x — 6 12 0
 WP — Hughes. LP — Duensing.
 Hughes, Wood (8), Logan (8), Robertson (8), Rivera (9) and Posada.
 Duensing, Guerrier (4), Baker (5), Mijares (7), Fuentes (8) and Mauer.
 HR — Thames, Swisher. T — 3:06. A — 50,840.

2017 AMERICAN LEAGUE WILD CARD GAME

Twins vs. New York Yankees

Twins.....	3	0	1	0	0	0	0	0	0	0	0	0	0	—	4	9	1
Yankees.....	3	1	1	2	0	0	1	0	0	1	0	X	—	8	9	0	

Twins	AB	R	H	RBI
Brian Dozier, 2b.....	4	1	2	1
Joe Mauer, 1b.....	5	0	1	0
Jorge Polanco, ss.....	4	2	1	0
Eddie Rosario, lf-cf.....	3	1	1	2
Eduardo Escobar, 3b.....	4	0	2	0
Max Kepler, rf.....	3	0	1	0
Byron Buxton, cf.....	2	0	0	1
Zack Granite, cf.....	2	0	1	0
Chris Gimenez, c.....	0	0	0	0
Jason Castro, c.....	3	0	0	0
Ehire Adrianza, ph-lf.....	1	0	0	0
Robbie Grossman, dh.....	4	0	0	0
Totals.....	35	4	9	4

Yankees	AB	R	H	RBI
Brett Gardner, lf.....	4	3	2	1
Aaron Judge, rf.....	4	3	2	2
Gary Sánchez, c.....	4	1	2	0
Didi Gregorius, ss.....	3	1	1	3
Starlin Castro, 2b.....	4	0	0	0
Greg Bird, 1b.....	3	0	1	1
Aaron Hicks, cf.....	3	0	1	1
Jacoby Ellsbury, dh.....	4	0	0	0
Todd Frazier, 3b.....	4	0	0	0
Totals.....	33	8	9	8

E — Rosario. LOB — Twins 8, Yankees 6. 2B — Kepler, Sanchez. HR — Dozier, Rosario, Gregorius, Gardner, Judge. IBB — Gregorius. GDP — Mauer. SB — Buxton.

PITCHING

Twins	IP	H	R	ER	BB	SO
Ervin Santana.....	2.0	3	4	4	2	0
José Berrios (L).....	3.0	5	3	3	0	4
Trevor Hildenberger.....	1.1	1	1	1	2	0
Taylor Rogers.....	0.1	0	0	0	0	1
Alan Busenitz.....	0.1	0	0	0	1	0
Matt Belisle.....	1.0	0	0	0	0	0
Totals.....	8.0	9	8	8	5	5

Yankees	IP	H	R	ER	BB	SO
Luis Severino.....	0.1	4	3	3	1	0
Chad Green.....	2.0	1	1	1	2	4
David Robertson (W).....	3.1	3	0	0	1	5
Tommy Kahnle.....	2.1	0	0	0	0	1
Aroldis Chapman.....	1.0	1	0	0	0	3
Totals.....	9.0	9	4	4	4	13

WP — Robertson. IBB — Hildenberger. Umpires — Marquez, Winters, Cooper, Barksdale, Gibson, Tumpane.
T — 3:51. A — 49,280. Weather — 62 degrees.



DID YOU Know?

...that Brian Dozier's leadoff home run in the 2017 AL Wild Card game marked the first time in baseball history that a given year's slate of Postseason games began with a home run.



2019 AMERICAN LEAGUE DIVISION SERIES

Twins vs. New York Yankees

YANKEES:	AVG	G	AB	R	H	2B	3B	HR	RBI	BB	SO	SB
Torres	.417	3	12	5	5	3	0	1	4	1	2	2
Gregorius	.400	3	10	2	4	0	0	1	6	2	3	0
Judge	.333	3	9	3	3	0	0	0	0	4	1	0
Maybin	.333	3	3	2	1	0	0	1	1	0	2	2
Encarnacion	.308	3	13	2	4	2	0	0	2	1	2	0
LeMahieu	.286	3	14	4	4	2	0	1	4	1	4	0
Gardner	.250	3	12	3	3	0	0	1	3	1	5	0
Urshela	.250	3	12	1	3	1	0	0	0	0	2	0
Stanton	.167	3	6	0	1	0	0	0	1	4	2	0
Sanchez	.125	3	8	1	1	0	0	0	0	3	4	0
Totals	.293	3	99	23	29	8	0	5	21	17	27	4

Pitchers:	W	L	ERA	G	GS	CG	SHO	SV	IP	H	R	ER	BB	SO
Britton	0	0	3.86	2	0	0	0	0	2.1	1	1	1	1	1
Chapman	0	0	0.00	2	0	0	0	1	2.2	1	0	0	2	4
Green	1	0	0.00	2	0	0	0	0	2.0	2	0	0	0	1
Happ	0	0	0.00	1	0	0	0	0	1.0	1	0	0	1	2
Kahnle	1	0	3.86	3	0	0	0	0	2.1	2	1	1	1	3
Loaisiga	0	0	9.00	1	0	0	0	0	1.0	2	1	1	0	2
Lyons	0	0	0.00	1	0	0	0	0	1.0	0	0	0	0	2
Ottavino	0	0	0.00	3	0	0	0	0	1.0	1	0	0	2	1
Paxton	0	0	5.79	1	1	0	0	0	4.2	5	3	3	1	8
Severino	0	0	0.00	1	1	0	0	0	4.0	4	0	0	2	4
Tanaka	1	0	1.80	1	1	0	0	0	5.0	3	1	1	1	7
Totals	3	0	2.33	3	3	0	0	1	27.0	22	7	7	11	35

TWINS:	AVG	G	AB	R	H	2B	3B	HR	RBI	BB	SO	SB
Arraez	.455	3	11	1	5	4	0	0	1	0	2	0
Rosario	.308	3	13	1	4	1	0	1	1	0	4	0
Gonzalez	.273	3	11	0	3	1	0	0	0	0	4	0
Polanco	.273	3	11	1	3	0	0	1	2	2	1	1
Cave	.250	2	4	0	1	0	0	0	0	0	2	0
Cron	.200	2	5	0	1	0	0	0	0	1	1	0
Cruz	.200	3	10	2	2	0	0	1	1	4	3	0
Garver	.167	3	12	1	2	0	0	0	1	1	5	0
Sano	.083	3	12	1	1	0	0	1	1	0	8	0
Kepler	.000	3	10	0	0	0	0	0	0	3	3	0
Schoop	.000	2	2	0	0	0	0	0	0	0	2	0
Totals	.218	3	101	7	22	6	0	4	7	11	35	1

Pitchers:	W	L	ERA	G	GS	CG	SHO	SV	IP	H	R	ER	BB	SO
Berrios	0	0	2.25	1	1	0	0	0	4.0	4	3	1	3	6
Dobnak	0	1	18.00	1	1	0	0	0	2.0	6	4	4	2	0
Duffey	0	0	21.6	2	0	0	0	0	1.2	3	4	4	2	4
Gibson	0	0	27.00	1	0	0	0	0	1.0	1	3	3	3	1
Graterol	0	0	0.00	1	0	0	0	0	1.0	0	0	0	0	2
Littell	0	1	54.00	2	0	0	0	0	0.1	0	2	2	1	0
May	0	0	0.00	2	0	0	0	0	1.0	1	0	0	0	2
Odorizzi	0	1	3.60	1	1	0	0	0	5.0	5	2	2	0	5
Rogers	0	0	4.50	1	0	0	0	0	2.0	2	1	1	0	2
Romo	0	0	9.00	2	0	0	0	0	2.0	2	2	2	2	1
Smeltzer	0	0	0.00	1	0	0	0	0	3.1	2	0	0	3	4
Stashak	0	0	10.80	2	0	0	0	0	1.2	3	2	2	1	0
Totals	0	3	7.56	3	3	0	0	0	25.0	29	23	21	17	27

GAME 1 Friday, October 4 at New York

Minnesota	1	0	1	0	1	1	0	0	0	—	4	7	1
New York	0	0	3	0	2	2	3	0	x	—	10	8	1

WP — Kahnle. LP — Littell.

Paxton, Ottavino (5), Kahnle (5), Green (6), Britton (7), Happ (8), Chapman (9) and Sánchez.

Berrios, Littell (5), Duffey (5), Stashak (6), Gibson (7), Graterol (8) and Garver.
HR — Polanco, Cruz, Sano, LeMahieu, Gardner. T — 4:15. A — 49,233.

GAME 3 Monday, October 7 at Minnesota

New York	0	1	0	0	0	0	1	0	2	—	5	10	0
Minnesota	0	0	0	0	0	0	0	1	0	—	1	9	1

WP — Green. LP — Odorizzi.

Severino, Kahnle (5), Ottavino (5), Green (5), Britton (7), Chapman (8) and Sánchez.

Odorizzi, Rogers (6), Romo (8), May (9) and Garver.

HR — Torres, Maybin, Rosario. T — 4:02. A — 41,121

GAME 2 Saturday, October 5 at New York

Minnesota	0	0	0	1	0	0	0	0	1	—	2	6	0
New York	1	0	7	0	0	0	0	0	x	—	8	11	0

WP — Tanaka. LP — Dobnak.

Tanaka, Kahnle (6), Ottavino (7), Lyons (8), Loaisiga (9) and Sánchez.

Dobnak, Duffey (3), Smeltzer (3), Stashak (7), May (7), Romo (8), Littell (8) and Garver.

HR — Gregorius. T — 3:34. A — 49,277.



2020 AMERICAN LEAGUE WILD CARD SERIES

Twins vs. houston astros

ASTROS:	AVG	G	AB	R	H	2B	3B	HR	RBI	BB	SO	SB
Correa	.500	2	6	2	3	0	0	1	1	2	1	0
Tucker	.375	2	8	0	3	0	0	0	2	0	1	0
Brantley	.286	2	7	2	2	1	0	0	2	2	2	0
Bregman	.143	2	7	0	1	0	0	0	0	2	0	0
Maldonado	.143	2	7	0	1	0	0	0	0	0	3	0
Gurriel	.125	2	8	1	1	0	0	0	0	0	1	0
Reddick	.125	2	8	1	1	0	0	0	0	0	4	0
Springer	.111	2	9	1	1	0	0	0	1	0	1	0
Altuve	.000	2	7	0	0	0	0	0	1	2	0	0
Straw	-	1	0	0	0	0	0	0	0	0	0	0
Totals	.194	2	67	7	13	1	0	1	7	8	13	0

Pitchers:	W	L	ERA	G	GS	CG	SHO	SV	IP	H	R	ER	BB	SO
Javier	1	0	0.00	1	0	0	0	0	0.3	0	0	0	2	2
Pressly	0	0	0.00	1	0	0	0	1	0.1	0	0	0	0	2
Raley	0	0	0.00	1	0	0	0	0	0.2	1	0	0	1	1
Valdez	1	0	0.00	1	0	0	0	0	0.5	2	0	0	2	5
Urquidy	0	0	2.08	1	1	0	0	0	4.1	2	1	1	1	2
Greinke	0	0	2.25	1	1	0	0	0	0.4	2	1	1	3	1
Totals	2	0	1.00	2	2	0	0	1	18	7	2	2	10	14

TWINS:	AVG	G	AB	R	H	2B	3B	HR	RBI	BB	SO	SB
Cruz	.333	2	6	0	2	2	0	0	2	2	1	0
Buxton	.250	2	4	0	1	0	0	0	0	0	3	1
Kirilloff	.250	1	4	0	1	0	0	0	0	0	0	0
Gonzalez	.200	2	5	1	1	0	0	0	0	1	0	0
Polanco	.143	2	7	0	1	0	0	0	0	1	2	0
Sanó	.143	2	7	0	1	0	0	0	0	1	1	0
Arraez	.000	2	6	0	0	0	0	0	0	2	1	0
Astudillo	.000	1	1	0	0	0	0	0	0	0	0	0
Cave	.000	1	1	0	0	0	0	0	0	0	1	0
Garver	.000	1	1	0	0	0	0	0	0	0	1	0
Jeffers	.000	2	5	0	0	0	0	0	0	0	2	0
Kepler	.000	2	5	1	0	0	0	0	0	3	1	0
Rosario	.000	2	7	0	0	0	0	0	0	0	1	0
Avila	-	1	0	2	0	2	0	0	0	0	0	0
Totals	.119	2	59	2	7	2	0	0	2	10	14	1

Pitchers:	W	L	ERA	G	GS	CG	SHO	SV	IP	H	R	ER	BB	SO
Maeda	0	0	0.00	1	1	0	0	0	5.0	2	0	0	3	5
May	0	0	0.00	2	0	0	0	0	2.0	0	0	0	0	0
Romo	0	1	0.00	1	0	0	0	0	0.2	2	3	0	1	0
Thielbar	0	0	0.00	1	0	0	0	0	0.1	1	0	0	0	0
Berrios	0	0	1.80	1	1	0	0	0	5.0	2	1	1	2	4
Duffey	0	0	4.50	2	0	0	0	0	2.0	3	1	1	1	2
Stashak	0	1	4.50	1	0	0	0	0	2.0	1	1	1	0	1
Rogers	0	0	9.00	2	0	0	0	0	1.0	2	1	1	1	1
Totals	0	2	2.00	2	2	0	0	0	18.0	13	7	4	8	13

GAME 1 Tuesday, September 29 at Minnesota
 Houston 0 0 0 0 0 1 0 3 — 4 8 0
 Minnesota 0 0 1 0 0 0 0 0 — 1 4 1
 WP — Valdez. LP — Romo.
 Greinke, Valdez (5) and Maldonado.
 Maeda, May (6), Duffey (7), Rogers (8), Romo (9), Thielbar (9), Jeffers and Avila (8).
 T — 3:49. A — None.

GAME 2 Wednesday, September 30 at Minnesota
 Houston 0 0 0 1 0 0 1 0 1 — 3 5 1
 Minnesota 0 0 0 0 1 0 0 0 0 — 1 3 0
 WP — Javier. LP — Stashak. Save — Pressly.
 Urquidy, Raley (5), Javier (6), Pressly (9) and Maldonado.
 Berrios, Stashak (6), May (8), Rogers (9), Duffey (9) and Jeffers.
 HR — Correa T — 3:32. A — None.



TWINS POSTSEASON RECORDS

SERIES-BY-SERIES

YEAR	SERIES	OPPONENT	W	L
1965	WS	Los Angeles-NL	3	4
1969	ALCS	Baltimore	0	3
1970	ALCS	Baltimore	0	3
1987	ALCS	Detroit	4	1
	WS	St. Louis	4	3
1991	ALCS	Toronto	4	1
	WS	Atlanta	4	3
2002	ALDS	Oakland	3	2
	ALCS	Anaheim	1	4
2003	ALDS	New York-AL	1	3
2004	ALDS	New York-AL	1	3
2006	ALDS	Oakland	0	3
2009	ALDS	New York-AL	0	3
2010	ALDS	New York-AL	0	3
2017	ALWC	New York-AL	0	1
2019	ALDS	New York-AL	0	3
2020	ALWCS	Houston	0	2

ALL ROUNDS	W	L
AL Wild Card Game (0-1 in series, 1 game)	0	1
AL Wild Card Series (0-1 in series, 2 games)	0	2
AL Division Series (1-6 in series, 25 games)	5	20
AL Championship Series (2-3 in series, 21 games)	9	12
World Series (2-1 in series, 21 games)	11	10
TOTAL (5-12 in series, 70 games)	25	45

RECORD BY OPPONENT

YEAR	ALWC	ALWCS	ALDS	ALCS	WS	TOTAL
Atlanta	--	--	--	--	4-3 (1-0)	4-3 (1-0)
Baltimore	--	--	--	0-6 (0-2)	--	0-6 (0-2)
Detroit	--	--	--	4-1 (1-0)	--	4-1 (1-0)
Houston	--	0-2 (0-1)	--	--	--	0-2 (0-1)
Los Angeles-AL	--	--	--	1-4 (0-1)	--	1-4 (0-1)
Los Angeles-NL	--	--	--	3-4 (0-1)	--	3-4 (0-1)
New York-AL	0-1 (0-1)	--	2-15 (0-5)	--	--	2-16 (0-6)
Oakland	--	--	3-5 (1-1)	--	--	3-5 (1-1)
St. Louis	--	--	--	4-3 (1-0)	--	4-3 (1-0)
Toronto	--	--	--	4-1 (1-0)	--	4-1 (1-0)

Record (Series Record)

POSTSEASON AWARDS

YEAR	SERIES	AWARD	PLAYER
1965	WS	World Series MVP	Sandy Koufax
1987	ALCS	Leland S. MacPhail, Jr. Award (ALCS MVP)	Gary Gaetti
	WS	World Series MVP	Frank Viola
1991	ALCS	Leland S. MacPhail, Jr. Award (ALCS MVP)	Kirby Puckett
	WS	World Series MVP	Jack Morris
2002	ALCS	Leland S. MacPhail, Jr. Award (ALCS MVP)	Adam Kennedy



TWINS POSTSEASON RECORDS

TEAM SINGLE-GAME RECORDS

BATTING AND BASE-RUNNING

CATEGORY	RECORD	OPPONENT AND DATE
Runs.....	11..... 2 times	last, ALDS Game 4 vs. Oakland, October 5, 2002
Fewest Runs.....	0..... 4 times	last, ALCS Game 2 at Baltimore, October 5, 1969
Runs, Inning.....	7..... 2 times	last, ALDS Game 4 vs. Oakland (4th), October 5, 2002
Hits.....	15..... 2 times	last, WS Game 6 vs. St. Louis, October 24, 1987
Fewest Hits.....	3..... 3 times	last, ALWCSC Game 2 vs. Houston, September 30, 2020
Extra-Base Hits.....	6..... 4 times	last, ALDS Game 5 at Oakland, October 6, 2002
Singles.....	12.....	ALCS Game 5 at Toronto, October 13, 1991
Doubles.....	5..... 2 times	last, ALDS Game 5 at Toronto, October 13, 1991
Triples.....	2.....	last, WS Game 5 at Atlanta, October 24, 1991
Home runs.....	3.....	ALDS Game 1 at New York, October 4, 2019
Walks.....	7..... 2 times	last, ALDS Game 2 at New York, October 9, 2009
Strikeouts.....	14.....	ALDS Game 2 at New York, October 5, 2019
Stolen Bases.....	4.....	ALCS Game 1 vs. Toronto, October 8, 1991
Runs in Shutout.....	2.....	ALDS Game 1 at New York, October 5, 2004
Walk-off Wins.....	2 times	last, WS Game 7 vs. Atlanta, October 27, 1991

PITCHING

CATEGORY	RECORD	OPPONENT AND DATE
Runs Allowed.....	14.....	WS Game 5 at Atlanta, October 24, 1991
Fewest Runs Allowed.....	0..... 2 times	last, ALDS Game 1 at New York, October 5, 2004
Runs Allowed, Inning.....	10.....	ALCS Game 5 at Anaheim (7th), October 13, 2002
Hits Allowed.....	18..... 2 times	last, ALCS Game 5 at Anaheim, October 13, 2002
Fewest Hits Allowed.....	4.....	ALCS Game 1 vs. Anaheim, October 8, 2002
Extra-Base Hits Allowed.....	8..... 2 times	last, WS Game 5 at Atlanta, October 24, 1991
Singles Allowed.....	14.....	ALCS Game 5 at Anaheim, October 13, 2002
Doubles Allowed.....	6.....	ALCS Game 3 vs. Baltimore, October 6, 1969
Triples Allowed.....	3.....	WS Game 5 at Atlanta, October 24, 1991
Home Runs Allowed.....	4..... 2 times	last, ALCS Game 5 at Anaheim, October 13, 2002
Walks Allowed.....	8..... 4 times	last, ALDS Game 2 at New York, October 5, 2019
Strikeouts.....	16.....	ALDS Game 4 vs. New York, October 9, 2004
Stolen Bases Allowed.....	5.....	WS Game 5 at St. Louis, October 22, 1987
Runs Allowed in Shutout.....	7.....	WS Game 5 at Los Angeles, October 11, 1965
Complete Games.....	7..... 4 times	last, WS Game 7 vs. Atlanta (Morris - 10.0 IP), October 27, 1991
Walk-off Losses.....	6 times	last, ALDS Game 2 at New York, October 9, 2009

FIELDING

CATEGORY	RECORD	OPPONENT AND DATE
Double Plays.....	3..... 2 times	last, ALDS Game 1 at New York, October 5, 2004
Double Plays, Opponent.....	2..... 11 times	last, ALDS Game 2 vs. New York, October 7, 2010
Errors.....	3..... 2 times	last, ALDS Game 3 at Oakland, October 6, 2006
Errors, Opponent.....	3..... 2 times	last, ALCS Game 4 at Detroit, October 11, 1987

MISCELLANEOUS

CATEGORY	RECORD	OPPONENT AND DATE
Left on Base.....	17.....	ALDS Game 2 at New York (11 inn.), October 9, 2009
Left on Base, Opponent.....	12..... 2 times	last, ALDS Game 1 at Oakland, October 1, 2002
Longest Game, Innings.....	12..... 3 times	last, ALDS Game 2 at New York, October 6, 2004
Longest Game, Time.....	4:22.....	ALDS Game 2 at New York, October 9, 2009
Largest Margin of Victory.....	9..... 2 times	last, ALDS Game 4 vs. Oakland (11-2), October 5, 2002
Largest Margin of Defeat.....	9..... 2 times	last, WS Game 5 at Atlanta (14-5), October 24, 1991
Largest Crowd, Home.....	55,990.....	ALCS Game 2 vs. Anaheim, October 9, 2002
Largest Crowd, Away.....	56,479.....	ALDS Game 2 at New York, October 2, 2003



TWINS POSTSEASON RECORDS

INDIVIDUAL SINGLE-GAME RECORDS

BATTING AND BASERUNNING

CATEGORY	RECORD	PLAYER	OPPONENT AND DATE
At-Bats	6	12, last Span/Kubel/Cuddyer	ALDS Game 2 at New York, October 9, 2009
Runs	4	Puckett	WS Game 6 vs. St. Louis, October 24, 1987
Hits	4	2, last Pierzynski	ALDS Game 1 at Oakland, October 1, 2002
Doubles	2	8, last Arraez	ALDS Game 2 at New York, October 5, 2019
Triples	1	19, last Young	ALDS Game 2 vs. New York, October 7, 2010
Home Runs	2	Gaetti	ALCS Game 1 vs. Detroit, October 7, 1987
Grand Slams	1	2, last Hrbek	WS Game 6 vs. St. Louis, October 24, 1987
RBI	5	Gladden	WS Game 1 vs. St. Louis, October 17, 1987
Walks	3	2, last Puckett	WS Game 7 vs. Atlanta, October 27, 1991
Strikeouts	4	4, last Sanó	ALDS Game 2 at New York, October 5, 2019
Hitting Streak	9	2, last Mauer	October 4, 2006-October 3, 2017

PITCHING

CATEGORY	RECORD	PLAYER	OPPONENT AND DATE
Innings Pitched	10.2	Boswell	ALCS Game 2 at Baltimore, October 5, 1969
Strikeouts	9	Pavano	ALDS Game 3 vs. New York, October 11, 2009
Walks Allowed	7	Boswell	ALCS Game 2 at Baltimore, October 5, 1969
Earned Runs Allowed	7	Perry	ALCS Game 1 vs. Baltimore, October 3, 1970
Hits Allowed	10	3, last Pavano	ALDS Game 2 vs. New York, October 7, 2010
Home Runs Allowed	4	Reed	ALDS Game 3 vs. Oakland, October 4, 2002
Longest No-hit Bid (Innings)	4.2	Blackburn	ALDS Game 2 at New York, October 9, 2009

LAST TIME IT HAPPENED...

TWINS BATTING:

Grand Slam	Hrbek, WS Game 6 vs. STL, 10/24/1987 (2 all-time)
Inside-the-Park Home Run	never
Pinch-hit Home Run	Davis, WS Game 3 at ATL, 10/22/1991 (2 all-time)
Four-hit Game	Pierzynski, ALDS Game 1 at OAK, 10/7/2002 (2 all-time)
Five-hit Game	never
Two Hits, One Inning	Mientkiewicz, ALDS Game 4 vs. OAK, 10/5/2002 (4th inning, 2 singles; 3 all-time)
Two-Homer Game	Gaetti, ALCS Game 1 vs. DET, 10/7/1987 (1 all-time)
Three-Homer Game	never
Back-to-back Home Runs	Cuddyer/Morneau, ALDS Game 2 vs. OAK 10/4/2006 (2 all-time)
Three-Homer Inning	never
Walk-off Home Run	Puckett, WS Game 6 vs. ATL, 10/26/1991 (1 all-time)
Leadoff Home Run	Dozier, ALWC at NYY, 10/3/2017 (1 all-time)
Consecutive HRs to Lead Off Game	never
Pitcher Home Run	Grant, WS Game 6 vs. LAD, 10/13/1965 (1 all-time)

TWINS PITCHING:

One-Hitter	never
Two-Hitter	never
10+ Innings Pitched	Morris (10.0 IP), WS Game 7 vs. ATL 10/27/1991 (2 all-time)
Complete Game	Morris, WS Game 7 vs. ATL 10/27/1991 (4 all-time)
Complete Game Shutout	Morris, WS Game 7 vs. ATL 10/27/1991 (1 all-time)

TWINS MISCELLANEOUS:

Triple Play	never
Position Player Pitching	never
Three or more Steals	never

OPPONENT BATTING:

Grand Slam	Gregorius, ALDS Game 2 at New York, 10/5/2019 (2 all-time)
Inside-the-Park Home Run	Kotsay, ALDS Game 2 vs. OAK, 10/4/2006 (2 all-time)
Pinch-hit Home Run	never
Four-hit Game	Rodríguez, ALDS Game 2 at NYY, 10/6/2004 (7 all-time)
Five-hit Game	Blair, ALCS Game 3 vs. BAL, 10/6/1969 (1 all-time)
Two Hits, One Inning	Spiezo/Kennedy, ALCS Game 5 at ANA, 10/13/2002 (2 singles/single and home run; 2 all-time)
Two-Homer Game	Judge, ALDS Game 2 at NYY (10/5/19 (3rd inning, 2 singles; 3 all-time)
Three-Homer Game	Kennedy, ALCS Game 5 at ANA, 10/13/2002 (1 all-time)
Back-to-back Home Runs	Durham/Hatteberg, ALDS Game 3 vs. OAK 10/4/2002 (2 all-time)
Three-Homer Inning	Cuellar/Burford/Powell, ALCS Game 1 vs. BAL 10/3/1970 (1 all-time)
Walk-off Home Run	Teixeira, ALDS Game 2 at NYY, 10/9/2009 (1 all-time)
Leadoff Home Run	Jeter, ALDS Game 2 at NYY, 10/6/2004 (2 all-time)
Consecutive HRs to Lead Off Game	Durham/Hatteberg, ALDS Game 3 vs. OAK 10/4/2002 (1 all-time)
Pitcher Home Run	Cuellar, ALCS Game 1 vs. BAL, 10/3/1970 (1 all-time)

OPPONENT PITCHING:

One-Hitter	never
Two-Hitter	never
10+ Innings Pitched	McNally (11.0 IP), ALCS Game 2 at BAL 10/5/1969 (1 all-time)
Complete Game	Glavin, WS Game 2 vs. ATL 10/20/1991 (10 all-time)
Complete Game Shutout	McNally, ALCS Game 2 at BAL 10/5/1969 (4 all-time)

OPPONENT MISCELLANEOUS:

Triple Play	never
Position Player Pitching	never
Three or more Steals	Davis, WS Game 5 at LAD 10/11/1965 (1 all-time)

TWINS POSTSEASON RECORDS

HOME RUN DATA

BACK-TO-BACK HOME RUNS

ROUND	PLAYERS	PITCHER(S)	OPPONENT AND DATE (INNING)
ALDS	Michael Cuddyer/Justin Morneau	Loaiza	Game 2 vs. Oakland, October 4, 2006 (6th)
ALCS	Harmon Killebrew/Tony Oliva	McNally	Game 2 vs. Baltimore, October 4, 1970 (4th)

GRAND SLAMS

ROUND	PLAYER	PITCHER	OPPONENT AND DATE (INNING)
WS	Dan Gladden	Forsch	Game 1 vs. St. Louis, October 17, 1987 (4th)
	Kent Hrbek	Dayley	Game 6 vs. St. Louis, October 24, 1987 (6th)

LEADOFF HOME RUNS

ROUND	PLAYER	PITCHER	OPPONENT AND DATE (INNING)
ALCS	Brian Dozier	Severino	at New York, October 3, 2017 (1st)

MULTI-HOMER GAMES

ROUND	PLAYER	PITCHER(S)	OPPONENT AND DATE (# OF HOME RUNS)
ALCS	Gary Gaetti	Alexander	Game 1 vs. Detroit, October 7, 1987 (2)

PINCH-HIT HOME RUNS

ROUND	PLAYER	PITCHER	OPPONENT AND DATE (INNING)
ALCS	Mike Pagliarulo	Timlin	Game 3 at Toronto, October 11, 1991 (10th)
WS	Chili Davis	Peña	Game 3 at Atlanta, October 22, 1991 (8th)

FIRST POSTSEASON AT-BAT

ROUND	PLAYER	PITCHER	OPPONENT AND DATE (INNING)
ALWC	Brian Dozier	Severino	at New York, October 3, 2017 (1st)
	Eddie Rosario	Severino	at New York, October 3, 2017 (1st)
ALCS	Gary Gaetti	Alexander	Game 1 vs. Detroit, October 7, 1987 (2nd, 5th)
WS	Don Mincher	Drysdale	Game 1 vs. Los Angeles, October 6, 1965 (2nd)

WALK-OFF HOME RUNS

ROUND	PLAYER	PITCHER	OPPONENT AND DATE (INNING)
WS	Kirby Puckett	Leibrandt	Game 6 vs. Atlanta, October 26, 1991 (11th)

POSTSEASON GAMES DECIDED IN LAST AT-BAT

DATE	SERIES	OPPONENT	W/L	FINAL	RUNS SCORED	NOTES
October 4, 1969	ALCS Game 1	at BAL	L	3-4 (12)	1 in bot 12th	Blair bunt single off Perranoski
October 5, 1969	ALCS Game 2	at BAL	L	0-1 (11)	1 in bot 11th	Motton single off Perranoski
October 7, 1987	ALCS Game 1	vs. DET	W	8-5	4 in bot 8th	Puckett 2B, Baylor 1B, Brunansky 2B
October 10, 1987	ALCS Game 3	at DET	L	6-7	2 in bot 8th	Sheridan two-run homer off Reardon
October 11, 1991	ALCS Game 3	at TOR	W	3-2 (10)	1 in top 10th	Pagliarulo pinch-hit home run off Timlin
October 20, 1991	WS Game 2	vs. ATL	W	3-2	1 in bot 8th	Leius home run off Glavine
October 22, 1991	WS Game 3	at ATL	L	4-5 (12)	1 in bot 12th	Lemke single off Aguilera
October 23, 1991	WS Game 4	at ATL	L	2-3	1 in bot 9th	Willard sac fly off Bedrosian
October 26, 1991	WS Game 6	vs. ATL	W	4-3 (11)	1 in bot 11th	Puckett home run off Leibrandt
October 27, 1991	WS Game 7*	vs. ATL	W	1-0 (10)	1 in bot 10th	Larkin single off Peña
October 11, 2002	ALCS Game 3	at ANA	L	1-2	1 in bot 8th	Glaus home run off Romero
October 6, 2004	ALDS Game 2	at NYY	L	6-7 (12)	2 in bot 12th	Rodriguez 2B off Nathan, Matsui sac fly
October 9, 2004	ALDS Game 4*	vs. NYY	L	5-6 (11)	1 in top 11th	Rodriguez scores on Lohse wild pitch
October 9, 2009	ALDS Game 2	at NYY	L	3-4 (11)	2 in bot 11th	Teixeira two-run homer off Mijares
Sept. 29, 2020	ALCWS Game 1	vs. HOU	L	1-4	3 in top 9th	Altuve bases loaded walk off Romo

BOLD indicates walk-off * indicates series clincher

DID YOU Know?

...that Gary Gaetti and Eddie Rosario are the only two players in baseball history to homer in both their first major league at-bat and first Postseason at-bat. Gaetti and Tampa Bay's Evan Longoria (2008) are the only two players to homer in each of their first two career Postseason at-bats.

TWINS POSTSEASON LEADERS

ALL-TIME TOP FIVE

BATTING

BATTING AVERAGE [min. 30 at-bats]

344	Steve Lombardozzi.....	1987
338	Michael Cuddyer.....	2002, 03, 04, 06, 09, 10
333	Brian Harper.....	1991
326	Chuck Knoblauch.....	1991
314	Tony Oliva.....	1965, 69, 70

AT-BATS

104	Dan Gladden.....	1987, 91
97	Kirby Puckett.....	1987, 91
91	Kent Hrbek.....	1987, 91
89	Greg Gagne.....	1987, 91
80	Torii Hunter.....	2002, 03, 04, 06

HITS

30	Kirby Puckett.....	1987, 91
29	Dan Gladden.....	1987, 91
25	Michael Cuddyer.....	2002, 03, 04, 06, 09, 10
24	Torii Hunter.....	2002, 03, 04, 06
19	Greg Gagne.....	1987, 91

HOME RUNS

5	Kirby Puckett.....	1987, 91
4	Greg Gagne.....	1987, 91
3	Gary Gaetti.....	1987
	Kent Hrbek.....	1987, 91
	Torii Hunter.....	2002, 03, 04, 06
	Harmon Killebrew.....	1965, 69, 70
	Tony Oliva.....	1965, 69, 70

WALKS

14	Harmon Killebrew.....	1965, 69, 70
11	Kent Hrbek.....	1987, 91
9	Dan Gladden.....	1987, 91
8	Tom Brunansky.....	1987
	Kirby Puckett.....	1987, 91

GAMES

24	Greg Gagne.....	1987, 91
	Dan Gladden.....	1987, 91
	Kent Hrbek.....	1987, 91
	Kirby Puckett.....	1987, 91
22	Michael Cuddyer.....	2002, 03, 04, 06, 09, 10

RUNS

17	Dan Gladden.....	1987, 91
16	Kirby Puckett.....	1987, 91
15	Torii Hunter.....	2002, 03, 04, 06
12	Greg Gagne.....	1987, 91
10	Tom Brunansky.....	1987
	Kent Hrbek.....	1987, 91

DOUBLES

8	Torii Hunter.....	2002, 03, 04, 06
6	Dan Gladden.....	1987, 91
5	Greg Gagne.....	1987, 91
	Jacque Jones.....	2002, 03, 04
	Tony Oliva.....	1965, 69, 70

RUNS BATTED IN

16	Kirby Puckett.....	1987, 91
15	Dan Gladden.....	1987, 91
12	Kent Hrbek.....	1987, 91
11	Tom Brunansky.....	1987
10	Greg Gagne.....	1987, 91

STRIKEOUTS

23	Jacque Jones.....	2002, 03, 04
22	Greg Gagne.....	1987, 91
21	Corey Koskie.....	2002, 03, 04
18	Michael Cuddyer.....	2002, 03, 04, 06, 09, 10
17	Kirby Puckett.....	1987, 91

PITCHING

WINS

4	Jack Morris.....	1991
3	Bert Blyleven.....	1970, 87
	Frank Viola.....	1987
2	Mudcat Grant.....	1965
	Brad Radke.....	2002, 03, 04, 06

LOSSES

3	Jim Kaat.....	1965, 69, 70
	Brad Radke.....	2002, 03, 04, 06
	Johan Santana.....	2002, 03, 04, 06
2	Brian Duensing.....	2009, 10
	Kyle Lohse.....	2002, 03, 04
	Carl Pavano.....	2009, 10
	Rick Reed.....	2002, 03

INNINGS PITCHED

36.1	Jack Morris.....	1991
35.0	Brad Radke.....	2002, 03, 04, 06
34.0	Johan Santana.....	2002, 03, 04, 06
31.1	Frank Viola.....	1987
28.1	Bert Blyleven.....	1970, 87

WALKS

10	Jack Morris.....	1991
	Johan Santana.....	2002, 03, 04, 06
9	Dave Boswell.....	1965, 69
	Scott Erickson.....	1991
8	Brad Radke.....	2002, 03, 04, 06
	Frank Viola.....	1987
	David West.....	1991

GAMES STARTED

6	Brad Radke.....	2002, 03, 04, 06
5	Jack Morris.....	1991
	Johan Santana.....	2002, 03, 04, 06
	Frank Viola.....	1987
4	Bert Blyleven.....	1970, 87
	Jim Kaat.....	1965, 69, 70
	Kevin Tapani.....	1991

ERA [min. 10 innings]

1.35	Dave Boswell.....	1965, 69
1.65	Eric Milton.....	2002, 03
2.23	Jack Morris.....	1991
2.70	Jeff Reardon.....	1987
2.74	Mudcat Grant.....	1965

SAVES

5	Rick Aguilera.....	1991
3	Eddie Guardado.....	2002, 03
	Jeff Reardon.....	1987
1	Juan Berenguer.....	1987
	Joe Nathan.....	2004, 06, 09

STRIKEOUTS

32	Johan Santana.....	2002, 03, 04, 06
25	Frank Viola.....	1987
23	Bert Blyleven.....	1970, 87
22	Jack Morris.....	1991
17	Brad Radke.....	2002, 03, 04, 06

SENATORS POSTSEASON INFO



1924 WORLD SERIES

Washington Senators vs. New York Giants

GIANTS:	AVG	G	AB	R	H	2B	3B	HR	RBI	BB	SO	SB
Heinie Groh	1.000	1	1	0	1	0	0	0	0	0	0	0
Hugh McQuillan	1.000	3	1	0	1	0	0	0	1	1	0	0
Rosy Ryan	.500	2	2	1	1	0	0	1	1	0	0	0
Art Nehf	.429	3	7	1	3	0	0	0	0	0	0	0
Bill Terry	.429	5	14	3	6	0	1	1	1	3	1	0
Frankie Frisch	.333	7	30	1	10	4	1	0	0	4	1	1
Freddie Lindstrom	.333	7	30	1	10	2	0	0	4	3	6	0
George Kelly	.290	7	31	7	9	1	0	1	4	1	8	0
Jack Bentley	.286	5	7	1	2	0	0	1	2	1	1	0
Hank Gowdy	.259	7	27	4	7	0	0	0	2	2	2	0
Hack Wilson	.233	7	30	1	7	1	0	0	3	1	9	0
Ross Youngs	.185	7	27	3	5	1	0	0	1	5	6	1
Irish Meusel	.154	4	13	0	2	0	0	0	1	2	0	0
Travis Jackson	.074	7	27	3	2	0	0	0	1	1	4	1
Virgil Barnes	.000	2	4	0	0	0	0	0	0	1	2	0
Frank Snyder	.000	1	1	0	0	0	0	0	0	0	0	0
Billy Southworth	.000	5	1	1	0	0	0	0	0	0	0	0
Totals	.261	7	253	27	66	9	2	4	21	25	40	3

Pitchers:	W	L	ERA	G	GS	CG	SHO	SV	IP	H	R	ER	BB	SO
Harry Baldwin	0	0	0.00	1	0	0	0	0	2.0	1	0	0	0	1
Mule Watson	0	0	0.00	1	0	0	0	1	0.2	0	0	0	0	0
Art Nehf	1	1	1.83	3	2	1	0	0	19.2	15	5	4	9	7
Hugh McQuillan	1	0	2.57	3	1	0	0	1	7.0	2	2	2	6	2
Jack Bentley	1	2	3.18	3	2	1	0	0	17.0	18	7	6	8	10
Rosy Ryan	0	0	3.18	2	0	0	0	0	5.2	7	2	2	4	3
Wayland Dean	0	0	4.50	1	0	0	0	0	2.0	3	2	1	0	2
Virgil Barnes	0	1	5.68	2	2	0	0	0	12.2	15	8	8	1	9
Claude Jonnard	0	0	INF	1	0	0	0	0	0.0	0	0	0	1	0
Totals	3	4	3.11	7	7	2	0	2	66.2	61	26	23	29	34

SENATORS:	AVG	G	AB	R	H	2B	3B	HR	RBI	BB	SO	SB
Mule Shirley	.500	3	2	1	1	0	0	0	1	0	0	0
Roger Peckinpaugh	.417	4	12	1	5	2	0	0	2	1	0	1
Joe Judge	.385	7	26	4	10	1	0	0	0	5	2	0
Goose Goslin	.344	7	32	4	11	1	0	3	7	0	7	0
Bucky Harris	.333	7	33	5	11	0	0	2	7	1	4	0
Earl McNeely	.222	7	27	4	6	3	0	0	1	4	4	1
Sam Rice	.207	7	29	2	6	0	0	0	1	3	2	2
Ossie Bluege	.192	7	26	2	5	0	0	0	2	3	4	1
Ralph Miller	.182	4	11	0	2	0	0	0	2	1	0	0
Nemo Leibold	.167	3	6	1	1	1	0	0	0	1	0	0
Walter Johnson	.111	3	9	0	1	0	0	0	0	0	0	0
Muddy Ruel	.095	7	21	2	2	1	0	0	0	6	1	0
Firpo Marberry	.000	4	2	0	0	0	0	0	0	0	0	0
George Mogridge	.000	2	5	0	0	0	0	0	0	0	5	0
Tommy Taylor	.000	3	2	0	0	0	0	0	0	0	2	0
Tom Zachary	.000	2	5	0	0	0	0	0	0	1	3	0
Bennie Tate	---	3	0	0	0	0	0	5	24	3	0	0
Totals	.246	7	248	25	61	9	0	5	24	29	34	5

Pitchers:	W	L	ERA	G	GS	CG	SHO	SV	IP	H	R	ER	BB	SO
Joe Martina	0	0	0.00	1	0	0	0	0	1.0	0	0	0	0	1
Curly Ogden	0	0	0.00	1	1	0	0	0	0.1	0	0	0	1	1
Firpo Marberry	0	1	1.13	4	1	0	0	2	8.0	9	5	1	4	10
Tom Zachary	2	0	2.04	2	2	1	0	0	17.2	13	4	4	3	3
Walter Johnson	1	2	2.25	3	2	2	0	0	24.0	30	10	6	11	20
George Mogridge	1	0	2.25	2	1	0	0	0	12.0	7	5	3	6	5
Allen Russell	0	0	3.00	1	0	0	0	0	3.0	4	2	1	0	0
Byron Speece	0	0	9.00	1	0	0	0	0	1.0	3	1	1	0	0
Totals	4	3	2.15	7	7	3	0	2	67.0	66	27	16	25	40



WASHINGTON BASEBALL TEAM - WORLD CHAMPIONS 1924



1924 WORLD SERIES CONTINUED

GAME 1 Saturday, October 4 at Washington

New York	0	1	0	1	0	0	0	0	0	0	2	4	14	1
Washington	0	0	0	0	1	0	0	1	0	0	1	3	10	1
WP — Nehf. LP — Johnson.														
Nehf and Gowdy.														
Johnson and Ruel.														
HR — Kelly, Terry. T — 3:07. A — 35,760.														

GAME 2 Sunday, October 5 at Washington

New York	0	0	0	0	0	0	1	0	2	—	3	6	0
Washington	2	0	0	1	0	0	0	1	—	4	6	1	
WP — Zachary. LP — Bentley. Save — Marberry.													
Bentley and Gowdy.													
Zachary, Marberry (9) and Ruel.													
HR — Harris, Goslin. T — 1:58. A — 35,922.													

GAME 3 Monday, October 6 at New York

Washington	0	0	0	2	0	0	0	1	1	—	4	9	2
New York	0	2	1	0	1	0	1	x	—	6	12	0	
WP — McQuillan. LP — Marberry. Save — Watson.													
Marberry, Russell (4), Martina (7), Speece (8) and Ruel.													
McQuillan, Ryan (4), Jonnard (9), Watson (9) and Gowdy.													
HR — Ryan. T — 2:25. A — 47,608.													

GAME 4 Tuesday, October 7 at New York

Washington	0	0	3	0	2	0	0	2	0	—	7	13	3
New York	1	0	0	0	1	0	1	1	—	4	6	1	
WP — Mogridge. LP — Barnes. Save — Marberry.													
Mogridge, Marberry (8) and Ruel.													
Barnes, Baldwin (6), Dean (8) and Gowdy.													
HR — Goslin. T — 2:10. A — 49,243.													

GAME 5 Wednesday, October 8 at New York

Washington	0	0	1	0	0	0	1	0	—	2	9	1	
New York	0	0	1	0	2	0	0	3	x	—	6	13	0
WP — Bentley. LP — Johnson. Save — McQuillan.													
Johnson and Ruel.													
Bentley, McQuillan (8) and Gowdy.													
HR — Goslin, Bentley. T — 2:30. A — 49,271.													

GAME 6 Thursday, October 9 at Washington

New York	1	0	0	0	0	0	0	0	—	1	7	1
Washington	0	0	0	2	0	0	0	x	—	2	4	0
WP — Zachary. LP — Nehf.												
Nehf, Ryan (8) and Gowdy.												
Zachary and Ruel.												
T — 1:57. A — 34,254.												

GAME 7 Friday, October 10 at Washington

New York	0	0	0	0	0	0	0	0	0	—	2	4	14	1
Washington	0	0	0	0	1	0	0	1	0	0	1	3	10	1
WP — Johnson. LP — Bentley.														
Barnes, Nehf (8), McQuillan (9), Bentley (11) and Gowdy.														
Ogden, Mogridge (1), Marberry (6), Johnson (9) and Ruel.														
HR — Harris. T — 3:00. A — 31,667.														



1925 WORLD SERIES

Washington Senators vs. Pittsburgh Pirates

PIRATES:	AVG	G	AB	R	H	2B	3B	HR	RBI	BB	SO	SB
Johnny Morrison	.500	3	2	1	1	0	0	0	0	0	0	0
Max Carey	.458	7	24	6	11	4	0	0	2	2	3	3
Earl Smith	.350	6	20	0	7	1	0	0	0	1	2	0
Pie Traynor	.346	7	26	2	9	0	2	1	4	3	1	1
Carson Bigbee	.333	4	3	1	1	1	0	0	1	0	0	1
Stuffy McInnis	.286	4	14	0	4	0	0	0	1	0	2	0
Kiki Cuyler	.269	7	26	3	7	3	0	1	6	1	4	0
Clyde Barnhart	.250	7	28	1	7	1	0	0	5	3	5	1
Eddie Moore	.231	7	26	7	6	1	0	1	2	5	2	0
Glenn Wright	.185	7	27	3	5	1	0	1	3	1	4	0
Ray Kremer	.143	3	7	0	1	0	0	0	1	0	5	0
George Grantham	.133	5	15	0	2	0	0	0	0	0	3	1
Vic Aldridge	.000	3	7	0	0	0	0	0	0	0	0	0
Johnny Gooch	.000	3	3	0	0	0	0	0	0	0	0	0
Lee Meadows	.000	1	1	0	0	0	0	0	0	1	1	0
Emil Yde	.000	2	1	1	0	0	0	0	0	0	0	0
Team Totals	.265	7	230	25	61	12	2	4	25	17	32	7

Pitchers:	W	L	ERA	G	GS	CG	SHO	SV	IP	H	R	ER	BB	SO
Babe Adams	0	0	0.00	1	0	0	0	0	1.0	2	0	0	0	0
Red Oldham	0	0	0.00	1	0	0	0	1	1.0	0	0	0	0	2
Johnny Morrison	0	0	2.89	3	0	0	0	0	9.1	11	3	3	1	7
Ray Kremer	2	1	3.00	3	2	2	0	0	21.0	17	7	7	4	9
Lee Meadows	0	1	3.38	1	1	0	0	0	8.0	6	3	3	0	4
Vic Aldridge	2	0	4.42	3	3	2	0	0	18.1	18	9	9	9	9
Emil Yde	0	1	11.57	1	1	0	0	0	2.1	5	4	3	3	1
Team Totals	4	3	3.69	7	7	4	0	1	61	59	26	25	17	32

SENATORS:	AVG	G	AB	R	H	2B	3B	HR	RBI	BB	SO	SB
Nemo Leibold	.500	3	2	1	1	1	0	0	0	1	0	0
Joe Harris	.440	7	25	5	11	2	0	3	6	3	4	0
Sam Rice	.364	7	33	5	12	0	0	0	3	0	1	0
Hank Severoid	.333	1	3	0	1	0	0	0	0	0	0	0
Muddy Ruel	.316	7	19	0	6	1	0	0	1	3	2	0
Goose Goslin	.308	7	26	6	8	1	0	3	6	3	3	0
Ossie Bluege	.278	5	18	2	5	1	0	0	2	0	4	0
Buddy Myer	.250	3	8	0	2	0	0	0	0	1	2	0
Roger Peckinpaugh	.250	7	24	1	6	1	0	1	3	1	2	1
Joe Judge	.174	7	23	2	4	1	0	1	3	3	2	0
Walter Johnson	.091	3	11	0	1	0	0	0	0	0	3	0
Bucky Harris	.087	7	23	2	2	0	0	0	0	1	3	0
Spencer Adams	.000	2	1	0	0	0	0	0	0	0	0	0
Stan Coveleski	.000	2	3	0	0	0	0	0	0	1	2	0
Alex Ferguson	.000	2	4	0	0	0	0	0	0	0	3	0

1925 WORLD SERIES CONTINUED

1925 World Series stats, continued.....

Dutch Ruether.....	.000	1	1	0	0	0	0	0	0	0	0	1	0
Bobby Veach.....	.000	2	1	0	0	0	0	0	1	0	0	0	0
Firpo Marberry.....	---	2	0	0	0	0	0	0	0	0	0	0	0
Earl McNeely.....	---	4	0	2	0	0	0	0	0	0	0	0	0
Totals262	7	225	26	59	8	0	8	25	17	32	2	1

Pitchers:	W	L	ERA	G	GS	CG	SHO	SV	IP	H	R	ER	BB	SO
Win Ballou.....	0	0	0.00	2	0	0	0	0	1.2	0	0	0	1	1
Firpo Marberry.....	0	0	0.00	2	0	0	0	1	2.1	3	0	0	0	2
Walter Johnson.....	2	1	2.08	3	3	3	1	0	26.0	26	10	6	4	15
Alex Ferguson.....	1	1	3.21	2	2	0	0	0	14.0	13	6	5	6	11
Stan Coveleski.....	0	2	3.77	2	2	1	0	0	14.1	16	7	6	5	3
Tom Zachary.....	0	0	10.80	1	0	0	0	0	1.2	3	2	2	1	0
Totals	3	4	2.85	7	7	4	1	1	60	61	25	19	17	32

GAME 1 Wednesday, October 7 at Pittsburgh

Washington.....	0	1	0	0	2	0	0	1	---	4	8	1
Pittsburgh.....	0	0	0	0	1	0	0	0	---	1	5	0

WP — Johnson. LP — Meadows.

Johnson and Ruel.

Meadows, Morrison (9) and Smith/Gooch.

HR — Harris, Traynor. T — 1:57. A — 41,723.

GAME 2 Thursday, October 8 at Pittsburgh

Washington.....	0	1	0	0	0	0	0	1	---	2	8	2
Pittsburgh.....	0	0	0	1	0	0	2	x	---	3	7	0

WP — Aldridge. LP — Coveleski.

Coveleski and Ruel.

Aldridge and Smith.

HR — Judge, Cuyler, Wright. T — 2:04. A — 43,364.

GAME 3 Saturday, October 10 at Washington

Pittsburgh.....	0	1	0	1	0	1	0	0	---	3	8	2	
Washington.....	0	0	1	0	0	1	2	0	x	---	4	10	1

WP — Ferguson. LP — Kremer. Save — Marberry.

Kremer and Smith.

Ferguson, Marberry (8) and Ruel.

HR — Goslin. T — 2:10. A — 36,495.

GAME 4 Sunday, October 11 at Washington

Pittsburgh.....	0	0	0	0	0	0	0	0	---	0	6	1	
Washington.....	0	0	4	0	0	0	0	0	x	---	4	12	0

WP — Johnson. LP — Yde.

Yde, Morrison (3), Adams (8) and Gooch.

Johnson and Ruel.

HR — Harris, Goslin. T — 2:00. A — 38,701.

GAME 5 Monday, October 12 at Washington

Pittsburgh.....	0	0	2	0	0	0	2	1	---	6	13	0
Washington.....	1	0	0	1	0	0	1	0	---	3	8	1

WP — Aldridge. LP — Coveleski.

Aldridge and Smith.

Coveleski, Ballou (7), Zachary (8), Marberry (9) and Ruel.

HR — Harris. T — 2:26. A — 35,899.

GAME 6 Tuesday, October 13 at Pittsburgh

Washington.....	1	1	0	0	0	0	0	0	---	2	6	2	
Pittsburgh.....	0	0	2	0	1	0	0	0	x	---	3	7	1

WP — Kremer. LP — Ferguson.

Ferguson, Ballou (8) and Severid/Ruel.

Kremer and Smith.

HR — Goslin, Moore. T — 1:57. A — 43,810.

GAME 7 Thursday, October 15 at Washington

Washington.....	4	0	0	2	0	0	0	1	---	7	7	2
Pittsburgh.....	0	0	0	3	0	1	2	3	---	9	15	3

WP — Kremer. LP — Johnson. Save — Oldham.

Johnson and Ruel.

Aldridge, Morrison (1), Kremer (5), Oldham (9) and Smith/Gooch.

HR — Peckinpaugh. T — 2:31. A — 42,856.



1933 WORLD SERIES

Washington Senators vs. new york giants

GIANTS:	AVG	G	AB	R	H	2B	3B	HR	RBI	BB	SO	SB
Dolf Luque.....	1.000	1	1	0	1	0	0	0	0	0	0	0
Lefty O'Doul.....	1.000	1	1	1	1	0	0	0	2	0	0	0
Freddie Fitzsimmons.....	.500	1	2	0	1	0	0	0	0	0	0	0
Homer Peel.....	.500	2	2	0	1	0	0	0	0	0	0	0
Mel Ott.....	.389	5	18	3	7	0	0	2	4	4	4	0
Kiddo Davis.....	.368	5	19	1	7	1	0	0	0	0	3	0
Carl Hubbell.....	.286	2	7	0	2	0	0	0	0	0	0	0
Hal Schumacher.....	.286	2	7	0	2	0	0	0	3	0	3	0
Blondy Ryan.....	.278	5	18	0	5	0	0	0	1	1	5	0
Bill Terry.....	.273	5	22	3	6	1	0	1	1	0	0	0
Jo-Jo Moore.....	.227	5	22	1	5	1	0	0	1	1	3	0
Travis Jackson.....	.222	5	18	3	4	1	0	0	2	1	3	0
Hughie Critz.....	.136	5	22	2	3	0	0	0	0	1	0	0
Gus Mancuso.....	.118	5	17	2	2	1	0	0	2	3	0	0
Team Totals267	5	176	16	47	5	0	3	16	11	21	0

Pitchers:	W	L	ERA	G	GS	CG	SHO	SV	IP	H	R	ER	BB	SO
Hi Bell.....	0	0	0.00	1	0	0	0	0	1.0	0	0	0	0	0
Carl Hubbell.....	2	0	0.00	2	2	2	0	0	20.0	13	3	0	6	15
Dolf Luque.....	1	0	0.00	1	0	0	0	0	4.1	2	0	0	2	5
Hal Schumacher.....	1	0	2.45	2	2	1	0	0	14.2	13	4	4	5	3
Freddie Fitzsimmons.....	0	1	5.14	1	1	0	0	0	7.0	9	4	4	4	2
Team Totals	4	1	1.53	5	5	3	0	0	47.0	37	11	8	13	25

1933 WORLD SERIES CONTINUED

SENATORS:	AVG	G	AB	R	H	2B	3B	HR	RBI	BB	SO	SB
Sam Rice	1.000	1	1	0	1	0	0	0	0	0	0	0
Fred Schulte	.333	5	21	1	7	1	0	1	4	1	1	0
Joe Cronin	.318	5	22	1	7	0	0	0	2	0	2	0
Buddy Myer	.300	5	20	2	6	1	0	0	2	2	3	0
General Crowder	.250	2	4	0	1	0	0	0	0	0	0	0
Goose Goslin	.250	5	20	2	5	1	0	1	1	1	3	0
Luke Sewell	.176	5	17	1	3	0	0	0	1	2	0	1
Joe Kuhel	.150	5	20	1	3	0	0	0	1	1	4	0
Ossie Bluege	.125	5	16	1	2	1	0	0	0	1	6	0
Heinie Manush	.111	5	18	2	2	0	0	0	0	2	1	0
Cliff Bolton	.000	2	2	0	0	0	0	0	0	0	0	0
Dave Harris	.000	3	2	0	0	0	0	0	0	2	0	0
Jack Russell	.000	3	2	0	0	0	0	0	0	1	2	0
Lefty Stewart	.000	1	1	0	0	0	0	0	0	0	1	0
Montie Weaver	.000	1	4	0	0	0	0	0	0	0	2	0
Earl Whitehill	.000	1	3	0	0	0	0	0	0	0	0	0
John Kerr	---	1	0	0	0	0	0	0	0	0	0	0
Team Totals	.214	5	173	11	37	4	0	2	11	13	25	1

Pitchers:	W	L	ERA	G	GS	CG	SHO	SV	IP	H	R	ER	BB	SO
Alex McColl	0	0	0.00	1	0	0	0	0	2.0	0	0	0	0	0
Tommy Thomas	0	0	0.00	2	0	0	0	0	1.1	1	0	0	0	2
Earl Whitehill	1	0	0.00	1	1	1	1	0	9.0	5	0	0	2	2
Jack Russell	0	1	0.87	3	0	0	0	0	10.1	8	1	1	0	7
Montie Weaver	0	1	1.74	1	1	0	0	0	10.1	11	2	2	4	3
General Crowder	0	1	7.36	2	2	0	0	0	11.0	16	9	9	5	7
Lefty Stewart	0	1	9.00	1	1	0	0	0	2.0	6	4	2	0	0
Team Totals	1	4	2.74	5	5	1	1	0	46.0	47	16	14	11	21

GAME 1 Tuesday, October 3 at New York

Washington	0	0	0	1	0	0	0	0	1	—	2	5	3
New York	2	0	2	0	0	0	0	0	0	x	4	10	2

WP — Hubbell. LP — Stewart.
Stewart, Russell (3), Thomas (8) and Sewell.
Hubbell and Mancuso.
HR — Ott. T — 2:07. A — 46,672.

GAME 4 Friday, October 6 at Washington

New York	0	0	0	1	0	0	0	0	0	0	1	—	2	11	1	
Washington	0	0	0	0	0	0	0	0	1	0	0	0	—	1	8	0

WP — Hubbell. LP — Weaver.
Hubbell and Mancuso.
Weaver, Russell (11) and Sewell.
HR — Terry. T — 2:59. A — 26,762.

GAME 2 Wednesday, October 4 at New York

Washington	0	0	1	0	0	0	0	0	0	—	1	5	0
New York	0	0	0	0	6	0	0	0	x	—	6	10	0

WP — Schumacher. LP — Crowder.
Crowder, Thomas (6), McColl (7) and Sewell.
Schumacher and Mancuso.
HR — Goslin. T — 2:09. A — 35,461.

GAME 5 Saturday, October 7 at Washington

New York	0	2	0	0	0	1	0	0	0	1	—	4	11	1
Minnesota	0	0	0	0	0	3	0	0	0	0	—	3	10	0

WP — Luque. LP — Russell.
Schumacher, Luque (6) and Mancuso.
Crowder, Russell (6) and Sewell.
HR — Ott, Schulte. T — 2:38. A — 28,454.

GAME 3 Thursday, October 5 at Washington

New York	0	0	0	0	0	0	0	0	0	—	0	5	0
Washington	2	1	0	0	0	0	1	0	x	—	4	9	1

WP — Whitehill. LP — Fitzsimmons.
Fitzsimmons, Bell (8) and Mancuso.
Whitehill and Sewell.
T — 1:55. A — 25,727.



2024 MINNESOTA TWINS SCHEDULE

DATE	DAY	OPPONENT	TIME	DATE	DAY	OPPONENT	TIME
3/28	Thursday	@ Kansas City	--	7/1	Monday	Off Day	--
3/29	Friday	Off Day	--	7/2	Tuesday	DETROIT	6:40
3/30	Saturday	@ Kansas City	--	7/3	Wednesday	DETROIT	--
3/31	Sunday	@ Kansas City	--	7/4	Thursday	DETROIT	1:10
4/1	Monday	Off Day	--	7/5	Friday	HOUSTON	7:10
4/2	Tuesday	@ Milwaukee	--	7/6	Saturday	HOUSTON	1:10
4/3	Wednesday	@ Milwaukee	--	7/7	Sunday	HOUSTON	1:10
4/4	Thursday	CLEVELAND	3:10	7/8	Monday	@ Chicago-AL	--
4/5	Friday	Off Day	--	7/9	Tuesday	@ Chicago-AL	--
4/6	Saturday	CLEVELAND	1:10	7/10	Wednesday	@ Chicago-AL	--
4/7	Sunday	CLEVELAND	1:10	7/11	Thursday	Off Day	--
4/8	Monday	LOS ANGELES-NL	--	7/12	Friday	@ San Francisco	--
4/9	Tuesday	LOS ANGELES-NL	--	7/13	Saturday	@ San Francisco	--
4/10	Wednesday	LOS ANGELES-NL	12:10	7/14	Sunday	@ San Francisco	--
4/11	Thursday	@ Detroit	--	7/15	Monday	Off Day	--
4/12	Friday	@ Detroit	--	7/16	Tuesday	94th All-Star Game	--
4/13	Saturday	@ Detroit	--	7/17	Wednesday	Off Day	--
4/14	Sunday	@ Detroit	--	7/18	Thursday	Off Day	--
4/15	Monday	@ Baltimore	--	7/19	Friday	Off Day	--
4/16	Tuesday	@ Baltimore	--	7/20	Saturday	MILWAUKEE	6:10
4/17	Wednesday	@ Baltimore	--	7/21	Sunday	MILWAUKEE	1:10
4/18	Thursday	Off Day	--	7/22	Monday	PHILADELPHIA	6:40
4/19	Friday	DETROIT	7:10	7/23	Tuesday	PHILADELPHIA	6:40
4/20	Saturday	DETROIT	1:10	7/24	Wednesday	PHILADELPHIA	12:10
4/21	Sunday	DETROIT	1:10	7/25	Thursday	Off Day	--
4/22	Monday	CHICAGO-AL	6:40	7/26	Friday	@ Detroit	--
4/23	Tuesday	CHICAGO-AL	6:40	7/27	Saturday	@ Detroit	--
4/24	Wednesday	CHICAGO-AL	6:40	7/28	Sunday	@ Detroit	--
4/25	Thursday	CHICAGO-AL	12:10	7/29	Monday	@ New York-NL	--
4/26	Friday	@ Los Angeles-AL	--	7/30	Tuesday	@ New York-NL	--
4/27	Saturday	@ Los Angeles-AL	--	7/31	Wednesday	@ New York-NL	--
4/28	Sunday	@ Los Angeles-AL	--	8/1	Thursday	Off Day	--
4/29	Monday	@ Chicago-AL	--	8/2	Friday	CHICAGO-AL	7:10
4/30	Tuesday	@ Chicago-AL	--	8/3	Saturday	CHICAGO-AL	6:10
5/1	Wednesday	@ Chicago-AL	--	8/4	Sunday	CHICAGO-AL	1:10
5/2	Thursday	Off Day	--	8/5	Monday	@ Chicago-NL	--
5/3	Friday	BOSTON	7:10	8/6	Tuesday	@ Chicago-NL	--
5/4	Saturday	BOSTON	1:10	8/7	Wednesday	@ Chicago-NL	--
5/5	Sunday	BOSTON	1:10	8/8	Thursday	Off Day	--
5/6	Monday	SEATTLE	6:40	8/9	Friday	CLEVELAND	7:10
5/7	Tuesday	SEATTLE	6:40	8/10	Saturday	CLEVELAND	6:10
5/8	Wednesday	SEATTLE	6:40	8/11	Sunday	CLEVELAND	1:10
5/9	Thursday	SEATTLE	12:10	8/12	Monday	KANSAS CITY	6:40
5/10	Friday	@ Toronto	--	8/13	Tuesday	KANSAS CITY	6:40
5/11	Saturday	@ Toronto	--	8/14	Wednesday	KANSAS CITY	12:10
5/12	Sunday	@ Toronto	--	8/15	Thursday	@ Texas	--
5/13	Monday	Off Day	--	8/16	Friday	@ Texas	--
5/14	Tuesday	NEW YORK-AL	6:40	8/17	Saturday	@ Texas	--
5/15	Wednesday	NEW YORK-AL	6:40	8/18	Sunday	@ Texas	--
5/16	Thursday	NEW YORK-AL	12:10	8/19	Monday	@ San Diego	--
5/17	Friday	@ Cleveland	--	8/20	Tuesday	@ San Diego	--
5/18	Saturday	@ Cleveland	--	8/21	Wednesday	@ San Diego	--
5/19	Sunday	@ Cleveland	--	8/22	Thursday	Off Day	--
5/20	Monday	@ Washington	--	8/23	Friday	ST. LOUIS	7:10
5/21	Tuesday	@ Washington	--	8/24	Saturday	ST. LOUIS	6:10
5/22	Wednesday	@ Washington	--	8/25	Sunday	ST. LOUIS	1:10
5/23	Thursday	Off Day	--	8/26	Monday	ATLANTA	6:40
5/24	Friday	TEXAS	7:10	8/27	Tuesday	ATLANTA	6:40
5/25	Saturday	TEXAS	1:10	8/29	Wednesday	ATLANTA	6:40
5/26	Sunday	TEXAS	1:10	8/29	Thursday	Off Day	--
5/27	Monday	KANSAS CITY	1:10	8/30	Friday	TORONTO	7:10
5/28	Tuesday	KANSAS CITY	6:40	8/31	Saturday	TORONTO	6:10
5/29	Wednesday	KANSAS CITY	6:40	9/1	Sunday	TORONTO	1:10
5/30	Thursday	KANSAS CITY	12:10	9/2	Monday	@ Tampa Bay	--
5/31	Friday	@ Houston	--	9/3	Tuesday	@ Tampa Bay	--
6/1	Saturday	@ Houston	--	9/4	Wednesday	@ Tampa Bay	--
6/2	Sunday	@ Houston	--	9/5	Thursday	@ Tampa Bay	--
6/3	Monday	Off Day	--	9/6	Friday	@ Kansas City	--
6/4	Tuesday	@ New York-AL	--	9/7	Saturday	@ Kansas City	--
6/5	Wednesday	@ New York-AL	--	9/8	Sunday	@ Kansas City	--
6/6	Thursday	@ New York-AL	--	9/9	Monday	LOS ANGELES-AL	6:40
6/7	Friday	@ Pittsburgh	--	9/10	Tuesday	LOS ANGELES-AL	6:40
6/8	Saturday	@ Pittsburgh	--	9/11	Wednesday	LOS ANGELES-AL	6:10
6/9	Sunday	@ Pittsburgh	--	9/12	Thursday	Off Day	--
6/10	Monday	COLORADO	6:40	9/13	Friday	CINCINNATI	7:10
6/11	Tuesday	COLORADO	6:40	9/14	Saturday	CINCINNATI	6:10
6/12	Wednesday	COLORADO	12:10	9/15	Sunday	CINCINNATI	1:10
6/13	Thursday	OAKLAND	6:40	9/16	Monday	@ Cleveland	--
6/14	Friday	OAKLAND	7:10	9/17	Tuesday	@ Cleveland	--
6/15	Saturday	OAKLAND	1:10	9/18	Wednesday	@ Cleveland	--
6/16	Sunday	OAKLAND	1:10	9/19	Thursday	@ Cleveland	--
6/17	Monday	Off Day	--	9/20	Friday	@ Boston	--
6/18	Tuesday	TAMPA BAY	6:40	9/21	Saturday	@ Boston	--
6/19	Wednesday	TAMPA BAY	6:40	9/22	Sunday	@ Boston	--
6/20	Thursday	TAMPA BAY	12:10	9/23	Monday	Off Day	--
6/21	Friday	@ Oakland	--	9/24	Tuesday	MIAMI	6:40
6/22	Saturday	@ Oakland	--	9/25	Wednesday	MIAMI	6:40
6/23	Sunday	@ Oakland	--	9/26	Thursday	MIAMI	6:40
6/24	Monday	Off Day	--	9/27	Friday	BALTIMORE	7:10
6/25	Tuesday	@ Arizona	--	9/28	Saturday	BALTIMORE	1:10
6/26	Wednesday	@ Arizona	--	9/29	Sunday	BALTIMORE	2:10
6/27	Thursday	@ Arizona	--				
6/28	Friday	@ Seattle	--				
6/29	Saturday	@ Seattle	--				
6/30	Sunday	@ Seattle	--				

Schedule and times subject to change



TARGET FIELD

DELTA 360 SUITE



 Coordinated
Business
Systems, Ltd

Customers First Always

Turins

