







## Minnesota Twins Minor League Report Sunday, August 6, 2017

Team	Level	Record	Yesterday's Scores	Streak/Last 10
 Rochester Red Wings	Triple-A	64-49; 7.5 GB 3 <sup>rd</sup> in Int. League North	L, 4-9 at Syracuse	L1, 5-5
 Chattanooga Lookouts	Double-A	31-11; +8.0 GB 1 <sup>st</sup> in Southern League North	L, 3-14 vs. Jackson	L1, 7-3
 Fort Myers Miracle	High-A	26-16; 1.5 GB 1 <sup>st</sup> in Fla. State League South	W, 10-4 vs. Jupiter	W4, 7-3
 C. Rapids Kernels	Low-A	18-24; 9.0 GB 6 <sup>th</sup> in Midwest League Western	L, 2-6 at Wisconsin	L4, 4-6
 Elizabethton Twins	Rookie	27-16; +4.0 GB 1 <sup>st</sup> in App. League West	L, 3-4 vs. Burlington	L1, 7-3
 GCL Twins	Rookie	22-14; +4.0 GB 1 <sup>st</sup> in GCL South	W, 12-4 vs. DSL Red Sox	W4, 6-4
 DSL Twins	DSL	39-15; +3.5 GB 1 <sup>st</sup> in DSL South	W, 6-1 vs. DSL Cardinals	W3, 7-3

### Table of Contents

-  Yesterday's Boxscores, Team Stats and Standings **Pg. 2**
-  Minor League Clips **Pg. 23**

 Rochester (64-49)	2	0	1	0	1	0	0	0	0		4	11	4
 Syracuse (44-68)	5	0	0	2	0	0	2	0	X		9	14	1

W: Kelley (1-1, 12.27) ;

L: Hurlbut (8-6, 3.78)

HR:

ROC: Garver (16) .

Game Story: Syracuse

### Rochester Red Wings

Player	Pos	AB	R	H	2B	3B	HR	RBI	BB	SO	AVG*
<u>Zack Granite</u>	CF	5	0	0	0	0	0	0	0	3	.353
<u>Mitch Garver</u>	C	5	2	3	0	0	1	1	0	0	.278
<u>Daniel Palka</u>	RF	5	1	1	1	0	0	0	0	2	.263
<u>Kennys Vargas</u>	DH	4	1	2	2	0	0	1	0	1	.210
<u>ByungHo Park</u>	1B	4	0	1	1	0	0	1	0	1	.266
<u>Niko Goodrum</u>	2B	4	0	2	0	0	0	1	0	1	.259
<u>J.B. Shuck</u>	LF	3	0	0	0	0	0	0	1	1	.262
<u>Leonardo Reginatto</u>	3B	4	0	1	0	0	0	0	0	1	.282
<u>Engelb Vielma</u>	SS	4	0	1	1	0	0	0	0	2	.193
<b>Totals</b>		<b>38</b>	<b>4</b>	<b>11</b>	<b>5</b>	<b>0</b>	<b>1</b>	<b>4</b>	<b>1</b>	<b>12</b>	<b>.258</b>

### BATTING

**2B:** Vargas 2 (6, Satterwhite, Satterwhite); Park (22, Satterwhite); Vielma (9, Kelley); Palka (7, Martin).

**HR:** Garver (16, 1st inning off Satterwhite, 0 on, 1 out).

**TB:** Park 2; Vielma 2; Vargas 4; Goodrum 2; Reginatto; Palka 2; Garver 6.

**RBI:** Garver (43); Park (42); Vargas (23); Goodrum (48).

**2-out RBI:** Park; Goodrum.

**Runners left in scoring position, 2 out:** Goodrum; Shuck; Garver 2; Palka.

**Team RISP:** 4-for-15.

**Team LOB:** 8.

### FIELDING

**E:** Granite (1, throw); Goodrum 2 (11, fielding, fielding); Melotakis (1, throw).

**Outfield assists:** Granite (Almanzar at 2nd base).

**DP:** 2 (Goodrum-Vielma-Park; Reginatto-Goodrum-Park).

### Syracuse Chiefs

Player	Pos	AB	R	H	2B	3B	HR	RBI	BB	SO	AVG
<u>Zach Collier</u>	CF	5	1	1	1	0	0	0	0	2	.267
<u>Brandon Snyder</u>	2B	4	2	2	1	0	0	2	1	0	.258
<u>Neftali Soto</u>	1B	4	1	2	1	0	0	1	0	1	.301
<u>Clint Robinson</u>	DH	4	0	0	0	0	0	0	0	3	.255
<u>Chad Huffman</u>	LF	4	1	1	0	0	0	0	0	2	.115
<u>Alejandro De Aza</u>	RF	4	1	2	0	0	0	1	0	1	.296
<u>Pedro Severino</u>	C	4	1	1	0	0	0	1	0	1	.216
<u>Michael Almanzar</u>	3B	4	1	3	1	0	0	2	0	1	.261
<u>Emmanuel Burriss</u>	SS	2	1	1	0	0	0	1	0	0	.253
<u>Bengie Gonzalez</u>	SS	2	0	1	0	0	0	0	0	1	.243
<b>Totals</b>		<b>37</b>	<b>9</b>	<b>14</b>	<b>4</b>	<b>0</b>	<b>0</b>	<b>8</b>	<b>1</b>	<b>12</b>	<b>.255</b>

**BATTING****2B:** Collier (5, Hurlbut); Snyder, B (20, Hurlbut); Soto, N (11, Hurlbut); Almanzar (12, Hurlbut).**TB:** Almanzar 4; Snyder, B 3; Severino; Huffman; Gonzalez, B; Collier 2; Burriss; De Aza 2; Soto, N 3.**RBI:** Snyder, B 2 (56); Soto, N (27); Severino (27); Almanzar 2 (36); Burriss (18); De Aza (19).**2-out RBI:** Severino; Almanzar 2; De Aza.**Runners left in scoring position, 2 out:** Robinson, C.**GIDP:** Soto, N; Snyder, B.**Team RISP:** 9-for-17.**Team LOB:** 5.**FIELDING****E:** Satterwhite (1, missed catch).**Rochester Red Wings**

Player	IP	H	R	ER	BB	SO	HR	ERA*
<u>David Hurlbut</u> (L, 8-6)	3.0	9	7	6	0	4	0	3.78
<u>D.J. Baxendale</u>	3.0	1	1	1	1	4	0	2.98
<u>Mason Melotakis</u>	2.0	4	1	1	0	4	0	1.80
<b>Totals</b>	<b>8.0</b>	<b>14</b>	<b>9</b>	<b>8</b>	<b>1</b>	<b>12</b>	<b>0</b>	<b>3.20</b>

**Syracuse Chiefs**

Player	IP	H	R	ER	BB	SO	HR	ERA
<u>Cody Satterwhite</u>	3.0	6	3	3	1	3	1	4.74
<u>Shawn Kelley</u> (W, 1-1)	1.0	1	0	0	0	0	0	12.27
<u>Rafael Martin</u>	2.0	3	1	1	0	3	0	4.08
<u>Kevin Jepsen</u> (H, 1)	2.0	0	0	0	0	4	0	8.74
<u>Wander Suero</u>	1.0	1	0	0	0	2	0	2.08
<b>Totals</b>	<b>9.0</b>	<b>11</b>	<b>4</b>	<b>4</b>	<b>1</b>	<b>12</b>	<b>1</b>	<b>5.26</b>

Hurlbut pitched to 3 batters in the 4th.

Baxendale pitched to 1 batter in the 7th.

**Game Scores:** Hurlbut 23; Satterwhite 32.**WP:** Melotakis; Martin.**Pitches-strikes:** Hurlbut 62-44; Baxendale 33-26; Melotakis 31-23; Satterwhite 63-40; Kelley 17-12; Martin 40-22; Jepsen 29-18; Suero, W 21-13.**Groundouts-flyouts:** Hurlbut 5-1; Baxendale 2-1; Melotakis 1-0; Satterwhite 4-0; Kelley 2-1; Martin 1-1; Jepsen 1-1; Suero, W 1-0.**Batters faced:** Hurlbut 19; Baxendale 10; Melotakis 9; Satterwhite 16; Kelley 4; Martin 9; Jepsen 6; Suero, W 4.**Inherited runners-scored:** Baxendale 2-1; Melotakis 1-1.**Umpires:** HP: Adam Beck. 1B: Jeremie Rehak. 3B: Ryan Additon.**Weather:** 69 degrees, cloudy.**Wind:** 17 mph, L to R.**First pitch:** 7:05 PM.**T:** 2:56.**Att:** 8,345.**Venue:** NBT Bank Stadium.**August 5, 2017**

Choose a highlighted category to sort. NOTE: Rate stats do not use qualifiers.

GI ---GAMES BY POSITION---

BATTERS		AVG	G	AB	R	H	2B	3B	HR	RBI	TB	BB	IBB	SO	SB	CS	OBP	SLG	OPS	SF	SAC	HBP	DP	1B	2B	3B	SS	OF	C	E
#	<a href="#">Adrianza, Ehire</a>	.216	10	37	1	8	0	0	0	3	8	6	0	11	0	1	.326	.216	.542	0	1	0	1	0	1	1	2	4	0	0
*	<a href="#">Berry, Quintin</a>	.194	14	36	5	7	1	1	0	0	10	4	0	11	1	2	.275	.278	.553	0	0	0	0	0	0	0	0	13	0	0
	<a href="#">Buxton, Byron</a>	.417	3	12	3	5	0	0	2	3	11	1	0	3	0	0	.462	.917	1.378	0	0	0	0	0	0	0	0	3	0	0
#	<a href="#">Corcino, Edgar</a>	.224	20	58	2	13	1	1	0	3	16	1	0	14	0	0	.237	.276	.513	0	0	0	2	0	0	0	0	19	0	0
	<a href="#">Field, Tommy</a>	.233	96	339	42	79	26	0	5	26	120	25	1	75	4	0	.295	.354	.649	3	2	6	11	0	44	31	7	9	0	5
	<a href="#">Garver, Mitch</a>	.278	80	288	51	80	23	0	16	43	151	45	0	78	1	0	.376	.524	.900	1	0	1	9	5	0	0	0	14	60	4
1 #	<a href="#">Gonzalez, Bengie</a>	.229	67	201	15	46	6	3	0	15	58	19	0	34	2	2	.293	.289	.581	2	1	0	2	0	25	7	33	0	0	3
#	<a href="#">Goodrum, Niko</a>	.259	104	370	54	96	22	4	9	48	153	27	0	89	8	5	.309	.414	.723	3	1	1	5	2	24	16	9	53	0	11
*	<a href="#">Granite, Zack</a>	.353	60	241	40	85	14	4	3	24	116	20	0	28	15	6	.405	.481	.886	0	2	1	1	0	0	0	0	59	0	1
	<a href="#">Haque, Matt</a>	.294	108	394	48	116	21	0	8	48	161	48	0	63	7	1	.372	.409	.781	7	0	5	14	39	0	25	0	16	0	5
	<a href="#">Murphy, John Ryan</a>	.222	59	194	21	43	9	0	4	27	64	22	0	36	0	0	.298	.330	.628	2	0	0	6	0	0	0	0	0	53	4
*	<a href="#">Palka, Daniel</a>	.263	55	213	31	56	7	2	10	28	97	17	2	58	1	1	.319	.455	.774	1	0	1	2	0	0	0	0	50	0	3
	<a href="#">Park, ByungHo</a>	.266	85	316	37	84	22	2	9	42	137	24	0	99	0	0	.325	.434	.758	1	0	4	10	41	0	0	0	0	0	0
*	<a href="#">Paulsen, Ben</a>	.230	22	74	6	17	6	0	3	12	32	5	1	16	0	0	.278	.432	.711	0	0	0	1	8	0	0	0	13	0	2
	<a href="#">Recker, Anthony</a>	.222	2	9	1	2	1	0	0	0	3	0	0	2	0	0	.222	.333	.556	0	0	0	1	0	0	0	0	0	2	0
T	<a href="#">Recker, Anthony</a>	.223	43	148	21	33	9	1	4	10	56	11	0	50	1	0	.297	.378	.675	1	0	5	6	0	0	0	0	0	39	2
	<a href="#">Reginato, Leonardo</a>	.282	60	195	15	55	9	0	2	30	70	15	0	38	0	4	.327	.359	.686	4	3	0	10	0	19	39	1	0	0	4
*	<a href="#">Shuck, J.B.</a>	.262	95	321	34	84	21	3	3	25	120	37	2	37	4	1	.339	.374	.713	3	0	2	6	0	0	0	0	92	0	3
	<a href="#">Strausborger, Ryan</a>	.074	11	27	2	2	1	0	0	2	3	3	0	11	0	1	.167	.111	.278	0	0	0	0	0	0	0	0	11	0	0
#	<a href="#">Vargas, Kennys</a>	.210	40	138	22	29	6	1	7	23	58	26	0	42	0	0	.333	.420	.754	1	0	0	4	23	0	0	0	0	0	0
#	<a href="#">Vielma, Engelb</a>	.193	66	228	23	44	9	0	0	14	53	7	0	60	1	5	.218	.232	.450	3	0	1	5	0	2	0	64	0	8	
	Team Total	.258	113	3691	453	951	205	21	81	416	1441	352	6	805	44	29	.323	.390	.714	31	10	22	90							62

PITCHERS		W	L	ERA	G	GS	CG	SHO	SV	SVO	IP	H	R	ER	HR	HB	BB	IBB	SO	BK	WP	GO/AO	DP	WHIP	AVG	AB	TBF	SF	GF	HLD
	<a href="#">Baxendale, D.J.</a>	1	3	2.98	29	4	0	0	1	1	54.1	54	24	18	2	1	15	1	40	0	4	1.43	9	1.27	.262	206	224	2	7	4
	<a href="#">Berrios, Jose</a>	3	0	1.13	6	6	0	0	0	0	39.2	24	8	5	2	0	8	0	39	0	0	0.80	1	0.81	.169	142	152	2	0	0
*	<a href="#">Boshers, Buddy</a>	0	0	4.38	14	0	0	0	0	0	12.1	12	6	6	1	0	3	0	12	0	1	2.83	1	1.22	.255	47	50	0	3	4
*	<a href="#">Breslow, Craig</a>	0	0	3.38	3	0	0	0	0	0	2.2	1	1	1	0	0	1	0	2	0	0	1.00	0	0.75	.111	9	10	0	0	1
	<a href="#">Busenitz, Alan</a>	3	0	1.78	24	0	0	0	2	2	35.1	19	7	7	0	2	10	0	39	0	6	0.88	3	0.82	.161	118	132	1	7	6
*	<a href="#">Chapman, Kevin</a>	0	1	5.56	9	0	0	0	0	0	11.1	13	9	7	0	1	5	0	14	0	0	0.90	0	1.59	.283	46	52	0	2	1
T	<a href="#">Chapman, Kevin</a>	0	1	6.65	18	0	0	0	0	0	23.0	27	19	17	1	2	8	0	24	0	1	1.28	2	1.52	.297	91	102	1	5	2
	<a href="#">Chargois, J.T.</a>	0	0	0.00	2	0	0	0	1	1	2.2	1	0	0	0	0	1	0	2	0	0	0.25	0	0.75	.125	8	9	0	1	0
	<a href="#">Colon, Bartolo</a>	0	1	9.82	1	1	0	0	0	0	3.2	4	4	4	1	0	2	0	5	0	0	0.20	0	1.64	.267	15	17	0	0	0
	<a href="#">Curtiss, John</a>	0	0	2.30	13	0	0	0	6	6	15.2	7	4	4	0	0	7	0	22	0	3	0.86	0	0.89	.130	54	62	1	11	1
	<a href="#">Eades, Ryan</a>	2	0	1.13	2	1	0	0	0	0	8.0	6	1	1	0	0	2	0	9	0	1	1.00	0	1.00	.207	29	31	0	0	0
*	<a href="#">Enns, Dietrich</a>	0	1	3.00	1	1	1	0	0	0	6.0	7	2	2	1	0	2	0	4	0	0	0.71	1	1.50	.304	23	25	0	0	0
T	<a href="#">Enns, Dietrich</a>	1	2	2.38	8	8	1	0	0	0	45.1	37	13	12	2	2	12	0	41	0	0	1.00	4	1.08	.220	168	182	0	0	0
	<a href="#">Fernandez, Raul</a>	0	0	3.72	7	0	0	0	0	0	9.2	11	4	4	2	1	1	0	6	0	0	1.30	1	1.24	.289	38	42	0	2	0
	<a href="#">Gee, Dillon</a>	3	1	2.00	5	5	0	0	0	0	27.0	24	6	6	1	3	3	0	20	0	0	0.70	1	1.00	.240	100	106	0	0	0
	<a href="#">Gibson, Kyle</a>	1	2	2.08	3	3	0	0	0	0	17.1	13	4	4	1	0	5	0	23	0	0	2.38	1	1.04	.206	63	68	0	0	0
1	<a href="#">Haley, Justin</a>	1	0	3.63	5	4	0	0	0	0	17.1	17	8	7	3	0	3	0	11	0	1	1.24	3	1.15	.258	66	69	0	0	0
	<a href="#">Heston, Chris</a>	0	1	7.63	4	4	0	0	0	0	15.1	28	13	13	3	0	10	0	7	0	0	1.19	2	2.48	.412	68	80	2	0	0
	<a href="#">Hildenberger, Trevor</a>	2	1	2.05	21	0	0	0	6	7	30.2	27	7	7	1	1	8	1	35	0	1	1.50	2	1.14	.235	115	126	1	10	3
	<a href="#">Hughes, Phil</a>	0	0	3.00	3	0	0	0	0	0	3.0	3	1	1	1	0	2	0	1	0	0	0.14	0	1.67	.250	12	14	0	0	2
*	<a href="#">Hurlbut, David</a>	8	6	3.78	18	17	0	0	0	0	100.0	116	50	42	6	1	22	0	79	0	3	1.30	11	1.38	.291	398	425	3	0	0
*	<a href="#">Meija, Adalberto</a>	0	1	3.48	4	4	0	0	0	0	20.2	18	8	8	1	0	3	0	16	0	1	1.39	4	1.02	.234	77	80	0	0	0
*	<a href="#">Melotakis, Mason</a>	2	0	1.80	13	0	0	0	0	0	15.0	15	3	3	0	0	3	0	15	0	2	0.86	4	1.20	.268	56	59	0	2	1
	<a href="#">Melville, Tim</a>	3	3	2.72	9	8	1	0	0	0	53.0	43	17	16	4	5	17	0	49	0	2	0.56	3	1.13	.218	197	220	1	0	0
	<a href="#">Mickolio, Kam</a>	0	1	4.00	7	0	0	0	1	2	9.0	4	4	4	1	0	4	0	3	0	1	1.18	0	0.89						

International League North



	<b>W</b>	<b>L</b>	<b>PCT</b>	<b>GB</b>	<b>Home</b>	<b>Away</b>	<b>Div</b>	<b>Streak</b>	<b>Last10</b>
# Scranton/Wilkes-Barre RailRiders	71	41	.634	-	36-20	35-21	47-27	W2	7-3
Lehigh Valley IronPigs	67	46	.593	4.5	36-20	31-26	44-30	L3	4-6
<b>Rochester Red Wings</b>	<b>64</b>	<b>49</b>	<b>.566</b>	<b>7.5</b>	<b>31-22</b>	<b>33-27</b>	<b>41-33</b>	<b>L1</b>	<b>5-5</b>
Pawtucket Red Sox	54	58	.482	17.0	28-28	26-30	36-38	L7	2-8
Buffalo Bisons	49	64	.434	22.5	30-30	19-34	27-47	W4	6-4
Syracuse Chiefs	44	68	.393	27.0	23-32	21-36	27-47	W1	8-2

International League South

	<b>W</b>	<b>L</b>	<b>PCT</b>	<b>GB</b>	<b>Home</b>	<b>Away</b>	<b>Div</b>	<b>Streak</b>	<b>Last10</b>
# Durham Bulls	69	43	.616	-	38-19	31-24	36-17	L2	6-4
Gwinnett Braves	54	57	.486	14.5	29-26	25-31	26-26	W1	4-6
Norfolk Tides	52	61	.460	17.5	27-29	25-32	25-29	W2	7-3
Charlotte Knights	46	66	.411	23.0	27-29	19-37	19-34	L1	2-8

International League West

	<b>W</b>	<b>L</b>	<b>PCT</b>	<b>GB</b>	<b>Home</b>	<b>Away</b>	<b>Div</b>	<b>Streak</b>	<b>Last10</b>
# Indianapolis Indians	61	52	.540	-	33-24	28-28	28-26	W2	4-6
Columbus Clippers	59	54	.522	2.0	27-29	32-25	28-26	L3	5-5
Toledo Mud Hens	52	59	.468	8.0	27-26	25-33	31-23	W6	8-2
Louisville Bats	44	68	.393	16.5	23-37	21-31	21-33	L6	2-8

	1	2	3	4	5	6	7	8	9	R	H	E
 Jackson (58-54)	0	0	0	0	1	0	4	7	2	14	16	2
 Chattanooga (73-39)	0	0	0	2	0	0	0	0	1	3	5	2

### Jackson Generals

Player	Pos	AB	R	H	2B
Emilio Bonifacio	LF	5	3	3	0
Victor Reyes	CF	5	0	1	0
Kevin Cron	1B	5	2	2	0
Michael Perez	DH	4	1	3	1
Jamie Westbrook	2B	6	1	2	0
Kelly Dugan	RF	4	1	1	1
Marty Herum	3B	5	2	2	0
Daniel Lockhart	SS	2	3	1	1
Oscar Hernandez	C	3	1	1	0
<b>Totals</b>		<b>39</b>	<b>14</b>	<b>16</b>	<b>3</b>

### BATTING

**2B:** Perez, M (19, Stewart); Dugan (15, Stewart); Lockhart (1, Stewart).

**HR:** Westbrook (6, 8th inning off Rosario, R, 3 on, 1 out).

**TB:** Hernandez, O; Lockhart 2; Perez, M 4; Herum 2; Westbrook 5; Bonifacio, E 3; Dugan 2; Reyes, V; Cron 2.

**RBI:** Lockhart (1); Cron 3 (76); Perez, M 3 (31); Bonifacio, E (1); Reyes, V (40); Westbrook 4 (49).

**2-out RBI:** Cron 2; Perez, M 3.

**Runners left in scoring position, 2 out:** Bonifacio, E; Dugan 3; Westbrook.

**SAC:** Hernandez, O.

**SF:** Reyes, V.

**GIDP:** Herum.

**Team RISP:** 9-for-20.

**Team LOB:** 9.

### BASERUNNING

**SB:** Westbrook (2, 2nd base off Rosario, R/Paulino, C); Herum (1, 2nd base off Rosario, R/Paulino, C).

### FIELDING

**E:** Westbrook (8, throw); Herum (2, fielding).

### Chattanooga Lookouts

Player	Pos	AB	R	H	2B
Nick Gordon	SS	5	0	1	0
Ryan Walker	2B	4	0	1	0
Jonathan Rodriguez	1B	4	0	0	0
Andy Wilkins	RF	3	1	0	0
T.J. White	3B	5	0	0	0
Max Murphy	CF	3	1	1	0
Carlos Paulino	C	3	0	1	0
Alex Perez	DH	3	0	0	0
Travis Harrison	LF	3	1	1	1
<b>Totals</b>		<b>33</b>	<b>3</b>	<b>5</b>	<b>1</b>

**BATTING****2B:** Harrison (20, Pineyro).**TB:** Harrison 2; Gordon; Murphy, M; Paulino, C; Walker.**RBI:** Perez (7); Harrison (26).**2-out RBI:** Harrison.**Runners left in scoring position, 2 out:** Rodriguez, Jon; Gordon 2; Wilkins; White.**SF:** Perez.**Team RISP:** 2-for-9.**Team LOB:** 11.**FIELDING****E:** Harrison (1, fielding); Walker (6, throw).**DP:** 2 (Gordon-Rodriguez, Jon; Walker-Gordon-Rodriguez, Jon).**Jackson Generals**

Player	IP	H	R	ER	BB	SO	HR	ERA*
Ivan Pineyro	5.0	4	2	2	2	1	0	3.11
Mason McCullough (W, 2-0)	1.2	1	0	0	2	0	0	1.88
Yuhei Nakaushiro (H, 6)	1.1	0	0	0	1	2	0	2.56
Drew Muren	1.0	0	1	0	2	2	0	4.70
<b>Totals</b>	<b>9.0</b>	<b>5</b>	<b>3</b>	<b>2</b>	<b>7</b>	<b>5</b>	<b>0</b>	<b>3.79</b>

**Chattanooga Lookouts**

Player	IP	H	R	ER	BB	SO	HR	ERA
Kohl Stewart	6.0	5	1	1	3	5	0	3.65
Raul Fernandez (BS, 4)(L, 3-2)	0.2	4	4	3	2	1	0	4.23
Randy Rosario	0.2	4	7	7	3	1	1	3.28
Luke Bard	1.2	3	2	2	1	3	0	2.58
<b>Totals</b>	<b>9.0</b>	<b>16</b>	<b>14</b>	<b>13</b>	<b>9</b>	<b>10</b>	<b>1</b>	<b>2.99</b>

**Game Scores:** Pineyro 53; Stewart 62.**WP:** McCullough; Stewart 2.**Pitches-strikes:** Pineyro 93-61; McCullough 32-15; Nakaushiro 16-10; Muren 32-17; Stewart 96-62; Fernandez, R 35-22; Rosario, R 34-16; Bard 32-21.**Groundouts-flyouts:** Pineyro 7-5; McCullough 2-2; Nakaushiro 2-0; Muren 1-1; Stewart 4-3; Fernandez, R 1-0; Rosario, R 0-1; Bard 1-1.**Batters faced:** Pineyro 22; McCullough 8; Nakaushiro 5; Muren 6; Stewart 24; Fernandez, R 8; Rosario, R 9; Bard 9.**Inherited runners-scored:** Nakaushiro 2-0; Rosario, R 2-0.**Umpires:** HP: Brandon Butler. 1B: Ben Sonntag. 3B: Skyler Shown.**Weather:** 85 degrees, clear.**Wind:** 2 mph, Varies.**First pitch:** 7:19 PM.**T:** 3:41.**Att:** 6,369.**Venue:** AT&T Field.**August 5, 2017**

Choose a highlighted category to sort. NOTE: Rate stats do not use qualifiers.

		GI ---GAMES BY POSITION---																												
BATTERS	AVG	G	AB	R	H	2B	3B	HR	RBI	TB	BB	IBB	SO	SB	CS	OBP	SLG	OPS	SF	SAC	HBP	DP	1B	2B	3B	SS	OF	C	E	
# <a href="#">Corcino, Edgar</a>	.299	76	291	37	87	14	0	2	29	107	31	2	51	2	3	.365	.368	.733	3	1	1	9	0	0	0	0	70	0	0	
<a href="#">English, Tanner</a>	.129	24	62	11	8	2	1	0	3	12	8	0	26	6	1	.236	.194	.430	1	2	1	1	0	0	0	0	22	0	0	
* <a href="#">Gamache, Dan</a>	.206	54	199	16	41	10	2	0	29	55	23	4	46	0	0	.286	.276	.562	2	1	0	10	13	1	17	0	0	0	4	
# <a href="#">Garcia, Kevin</a>	.154	4	13	2	2	0	0	0	1	2	2	0	2	0	0	.267	.154	.421	0	0	0	0	0	0	0	0	0	0	0	0
<a href="#">Gonzalez, Jose</a>	.156	25	77	9	12	1	0	1	6	16	9	0	28	0	1	.250	.208	.458	1	0	1	2	0	0	0	0	0	25	0	
* <a href="#">Gordon, Nick</a>	.282	96	404	63	114	25	7	8	54	177	46	2	99	13	5	.358	.438	.796	2	0	3	12	0	14	0	79	0	0	20	
<a href="#">Harrison, Travis</a>	.181	79	265	33	48	19	1	3	25	78	39	1	96	4	2	.311	.294	.606	2	1	12	6	0	0	0	0	54	0	0	
<a href="#">Michael, Levi</a>	.266	76	259	37	69	13	1	6	39	102	27	1	79	7	3	.354	.394	.748	0	1	8	3	0	14	0	0	58	0	1	
<a href="#">Murphy, Max</a>	.280	25	107	15	30	7	1	1	12	42	8	0	22	0	0	.325	.393	.717	2	0	0	1	0	0	0	0	24	0	0	
<a href="#">Navarro, Brian</a>	.156	8	32	1	5	0	0	1	3	8	1	0	5	0	0	.206	.250	.456	0	0	1	4	0	0	0	0	0	8	1	
<a href="#">Paulino, Carlos</a>	.358	21	67	10	24	5	0	0	9	29	9	1	10	0	0	.438	.433	.870	2	1	2	2	0	0	0	0	0	20	0	
* <a href="#">Perez, Alex</a>	.308	24	78	11	24	4	0	0	6	28	12	1	14	0	0	.398	.359	.757	2	0	1	2	0	22	0	0	0	0	0	
<a href="#">Rodriguez, Jonathan</a>	.316	96	351	69	111	24	0	15	58	180	62	2	88	2	0	.417	.513	.929	5	0	2	12	76	0	0	0	0	0	5	
<a href="#">Rohlfing, Dan</a>	.142	66	225	21	32	3	1	4	18	49	22	0	98	0	0	.220	.218	.438	2	1	1	8	4	0	0	0	0	63	4	
<a href="#">Strausborger, Ryan</a>	.286	22	70	14	20	6	1	1	7	31	13	0	22	5	2	.414	.443	.857	1	0	3	2	0	0	0	0	21	0	0	
# <a href="#">Vielma, Engelb</a>	.286	34	119	7	34	5	0	0	18	39	14	0	13	1	3	.362	.328	.690	3	3	2	2	0	14	0	19	0	0	5	
* <a href="#">Wade, LaMonte</a>	.277	95	343	58	95	18	2	6	52	135	65	3	55	8	2	.393	.394	.787	5	3	4	7	0	0	0	0	88	0	1	
* <a href="#">Walker, Ryan</a>	.234	89	308	39	72	11	6	3	30	104	45	0	69	11	3	.334	.338	.672	3	0	3	4	0	48	28	14	0	0	5	
<a href="#">White, T.J.</a>	.257	68	257	30	66	16	2	11	47	119	31	2	62	1	4	.350	.463	.813	2	0	7	6	1	0	67	0	0	9		
* <a href="#">Wilkins, Andy</a>	.263	41	160	24	42	13	0	8	29	79	23	1	52	1	0	.358	.494	.852	2	0	2	4	20	0	0	0	2	0	1	
Team Total	.254	111	3691	507	936	196	25	70	475	1392	490	20	940	61	29	.346	.377	.723	40	14	54	97							67	

PITCHERS	W	L	ERA	G	GS	CG	SHO	SV	SVO	IP	H	R	ER	HR	HB	BB	IBB	SO	BK	WP	GO/AO	DP	WHIP	AVG	AB	TBF	SF	GF	HLD
<a href="#">Anderson, Nick</a>	2	1	1.19	18	0	0	0	5	5	22.2	12	3	3	0	1	6	0	28	0	0	0.50	1	0.79	.156	77	86	1	11	1
<a href="#">Bard, Luke</a>	4	3	2.31	32	0	0	0	5	6	50.2	47	14	13	4	5	19	3	75	0	3	0.55	1	1.30	.245	192	219	1	19	3
<a href="#">Burd, Nick</a>	2	0	0.53	14	0	0	0	1	2	17.0	9	1	1	1	0	4	1	20	0	0	1.00	2	0.76	.161	56	61	0	9	2
<a href="#">Clemens, Paul</a>	3	0	2.87	17	8	0	0	2	3	53.1	47	21	17	5	5	23	0	42	0	5	0.76	3	1.31	.240	196	229	1	6	1
<a href="#">Curtiss, John</a>	2	0	0.72	21	0	0	0	13	13	25.0	12	3	2	0	0	12	0	35	0	3	1.11	1	0.96	.140	86	99	0	19	1
<a href="#">Eades, Ryan</a>	2	2	3.43	20	5	0	0	0	1	57.2	39	23	22	2	1	22	0	51	0	0	0.62	2	1.06	.193	202	232	3	2	4
<a href="#">Fernandez, Raul</a>	3	1	3.58	20	0	0	0	1	4	37.2	35	15	15	6	2	21	1	42	0	4	1.42	2	1.49	.254	138	163	0	6	1
* <a href="#">Gonsalves, Stephen</a>	8	3	2.68	15	15	0	0	0	0	87.1	67	28	26	7	4	23	0	96	0	5	0.53	2	1.03	.207	323	352	1	0	0
* <a href="#">Jay, Tyler</a>	0	0	4.50	2	0	0	0	0	0	2.0	1	1	1	1	0	3	0	2	0	1	1.00	0	2.00	.143	7	10	0	1	0
<a href="#">Jorge, Felix</a>	9	2	3.51	19	19	0	0	0	0	115.1	121	47	45	11	2	30	0	84	1	3	1.43	11	1.31	.270	448	482	0	0	0
<a href="#">LeBlanc, Randy</a>	3	4	4.81	17	9	0	0	0	0	63.2	77	36	34	1	4	23	0	40	0	4	1.33	7	1.57	.306	252	284	3	1	1
<a href="#">Littell, Zack</a>	0	0	3.00	1	1	0	0	0	0	6.0	5	4	2	0	2	3	0	6	1	0	5.00	1	1.33	.217	23	28	0	0	0
* <a href="#">Melotakis, Mason</a>	3	1	2.42	21	0	0	0	5	7	26.0	15	9	7	2	1	9	0	31	1	2	1.56	2	0.92	.163	92	102	0	12	1
* <a href="#">Moya, Gabriel</a>	1	0	2.08	4	0	0	0	2	2	4.1	3	1	1	1	0	1	0	5	0	0	0.60	0	0.92	.188	16	17	0	3	0
T * <a href="#">Moya, Gabriel</a>	5	1	0.94	38	0	0	0	19	19	48.0	25	6	5	2	1	13	0	73	1	2	0.84	2	0.79	.152	165	180	0	29	3
<a href="#">Muren, Alex</a>	1	0	2.00	4	0	0	0	0	0	9.0	9	2	2	0	0	0	0	6	0	0	1.71	2	1.00	.265	34	34	0	1	0
<a href="#">Murphy, Max</a>	1	0	0.00	1	0	0	0	0	0	1.0	0	0	0	0	0	1	0	1	0	0	2.00	0	1.00	.000	2	4	0	1	0
<a href="#">Perez, Alex</a>	0	0	0.00	1	0	0	0	0	0	2.0	0	0	0	0	0	1	0	0	0	0	0.20	0	0.50	.000	6	7	0	0	0
<a href="#">Pino, Yohan</a>	0	1	3.00	1	1	0	0	0	0	3.0	2	1	1	0	0	0	0	3	0	0	0.67	0	0.67	.200	10	10	0	0	0
<a href="#">Reed, Jake</a>	1	0	2.45	5	0	0	0	1	2	7.1	4	2	2	0	1	6	0	8	0	1	0.40	0	1.36	.154	26	33	0	2	1
<a href="#">Rodriguez, Dereck</a>	4	2	3.86	9	8	0	0	0	0	44.1	43	19	19	3	3	20	0	39	0	4	0.74	2	1.42	.256	168	192	1	0	0
<a href="#">Romero, Fernando</a>	11	6	2.60	21	20	1	1	0	0	110.2	98	41	32	3	9	41	0	115	0	3	1.58	7	1.26	.234	418	472	1	0	0
* <a href="#">Rosario, Randy</a>	1	0	1.96	24	0	0	0	1	2	46.0	35	13	10	2	3	12	0	33	0	2	1.49	5	1.02	.212	165	180	0	7	3
<a href="#">Stewart, Kohl</a>	5	5	3.86	13	13	0	0	0	0	63.0	56	33	27	3	4	38	0	41	0	11	1.79	6	1.49	.243	230	273	0	0	0
* <a href="#">Tracy, Matt</a>	3	4	4.04	13	9	0	0	0	0	62.1	63	34	28	6	2	22	0	53	0	0	0.74	7	1.36	.269	234	262	2	2	0
* <a href="#">Turley, Nik</a>	0	1	0.37	5	3	1	0	0	0	24.1	6	1	1	0	1	7	0	45	0	0	0.80	0	0.53	.078	77	86	0	1	0
<a href="#">Van Steensel, Todd</a>	4	2	1.48	28	0	0	0	0	0	48.2	36	8	8	0	4	19	0												





Southern League North

	W	L	PCT	GB	Home	Away	Div	Streak	Last10
# <b>Chattanooga Lookouts</b>	31	11	.738	-	15-7	16-4	11-6	L1	7-3
Montgomery Biscuits	23	19	.548	8.0	11-9	12-10	14-10	L4	4-6
Tennessee Smokies	22	20	.524	9.0	13-9	9-11	13-12	W3	5-5
Jackson Generals	21	21	.500	10.0	12-13	9-8	11-17	W1	4-6
Birmingham Barons	18	24	.429	13.0	8-12	10-12	8-12	W1	5-5

Southern League South

	W	L	PCT	GB	Home	Away	Div	Streak	Last10
# Mobile BayBears	23	19	.548	-	15-7	8-12	10-6	W8	9-1
Biloxi Shuckers	20	22	.476	3.0	10-10	10-12	14-17	W2	7-3
Jacksonville Jumbo Shrimp	20	22	.476	3.0	12-5	8-17	12-8	L1	4-6
Pensacola Blue Wahoos	20	22	.476	3.0	12-8	8-14	9-6	L3	4-6
Mississippi Braves	12	30	.286	11.0	6-16	6-14	12-20	L8	1-9

	1	2	3	4	5	6	7	8	9		R	H	E
 Jupiter (57-52)	0	0	1	0	0	0	0	0	0	3	4	13	0
 Fort Myers (59-51)	0	0	4	0	5	1	0	0	X		10	10	0

W:**McIver** (4-2, 2.20) ;

L:**Poteet** (3-4, 3.70)

HR:

FTM: **Rooker** (3) .

Game Story:**Fort Myers**

### Jupiter Hammerheads

Player	Pos	AB	R	H	2B	3B	HR	RBI	BB	SO	AVG*
Corey Bird	CF	5	1	3	0	0	0	0	0	0	.382
Mason Davis	2B	4	1	1	0	0	0	0	1	0	.303
Colby Lusignan	1B	4	1	3	0	0	0	0	1	1	.368
John Silviano	RF	5	1	2	0	0	0	2	0	1	.252
Boo Vazquez	DH	4	0	0	0	0	0	0	0	0	.288
a- Justin Twine	PH-DH	1	0	0	0	0	0	0	0	1	.167
Brian Schales	3B	4	0	2	1	0	0	1	1	1	.264
Cleuluis Rondon	SS	4	0	1	0	0	0	0	1	1	.204
Gunner Pollman	C	3	0	1	0	0	0	0	1	1	.171
Zach Sullivan	LF	4	0	0	0	0	0	0	0	1	.197
<b>Totals</b>		<b>38</b>	<b>4</b>	<b>13</b>	<b>1</b>	<b>0</b>	<b>0</b>	<b>3</b>	<b>5</b>	<b>7</b>	<b>.238</b>

a-Struck out for Vazquez, B in the 9th.

#### BATTING

**2B:** Schales (13, Robinson).

**TB:** Bird 3; Schales 3; Pollman; Davis; Lusignan 3; Silviano 2; Rondon.

**RBI:** Silviano 2 (44); Schales (37).

**2-out RBI:** Schales.

**Runners left in scoring position, 2 out:** Silviano; Sullivan 2; Vazquez, B; Rondon.

**GIDP:** Sullivan.

**Team RISP:** 3-for-12.

**Team LOB:** 12.

#### FIELDING

**Outfield assists:** Silviano (Kranson at 2nd base).

### Fort Myers Miracle

Player	Pos	AB	R	H	2B	3B	HR	RBI	BB	SO	AVG
Sean Miller	2B	5	0	0	0	0	0	0	0	2	.267
Brandon Lopez	3B	3	1	1	0	0	0	1	1	0	.281
Jermaine Palacios	SS	4	1	1	0	0	0	1	0	0	.304
Mitchell Kranson	1B	3	1	1	0	0	0	2	1	0	.245
Brent Rooker	DH	4	1	1	0	0	1	4	0	1	.197
Kevin Garcia	C	4	0	1	0	0	0	0	0	0	.282
Tanner English	CF	3	1	0	0	0	0	0	1	0	.207
Jaylin Davis	RF	4	3	3	0	0	0	1	0	1	.208
Nelson Molina	LF	3	2	2	1	0	0	0	1	0	.245

**Totals** 33 10 10 1 0 1 9 4 4 .249

### BATTING

**2B:** Molina (7, Poteet).

**HR:** Rooker (3, 5th inning off Poteet, 3 on, 2 out).

**TB:** Lopez; Kranson; Molina 3; Garcia; Palacios; Davis, J 3; Rooker 4.

**RBI:** Davis, J (18); Kranson 2 (18); Palacios (18); Rooker 4 (9); Lopez (19).

**2-out RBI:** Kranson 2; Palacios; Rooker 4; Lopez.

**Team RISP:** 4-for-8.

**Team LOB:** 3.

### BASERUNNING

**SB:** Palacios (8, 2nd base off Poteet/Pollman).

### FIELDING

**Outfield assists:** Davis, J (Bird at home).

**DP:** 2 (Lopez-Miller-Kranson; Palacios).

## Jupiter Hammerheads

Player	IP	H	R	ER	BB	SO	HR	ERA*
Cody Poteet (L, 3-4)	4.2	7	9	9	3	3	1	3.70
James Buckelew	2.1	3	1	1	0	0	0	2.03
Marcus Crescentini	1.0	0	0	0	1	1	0	0.00
<b>Totals</b>	<b>8.0</b>	<b>10</b>	<b>10</b>	<b>10</b>	<b>4</b>	<b>4</b>	<b>1</b>	<b>2.85</b>

## Fort Myers Miracle

Player	IP	H	R	ER	BB	SO	HR	ERA
Randy LeBlanc	3.0	3	1	1	3	2	0	1.80
Anthony Mclver (W, 4-2)	3.0	5	0	0	0	2	0	2.20
Keaton Steele	2.0	3	0	0	0	1	0	5.23
Alex Robinson	1.0	2	3	3	2	2	0	4.82
<b>Totals</b>	<b>9.0</b>	<b>13</b>	<b>4</b>	<b>4</b>	<b>5</b>	<b>7</b>	<b>0</b>	<b>3.36</b>

**Game Scores:** Poteet 18; LeBlanc 45.

**WP:** Poteet; Robinson.

**Pitches-strikes:** Poteet 80-50; Buckelew 26-18; Crescentini 19-13; LeBlanc 54-29; Mclver 47-31; Steele 26-19; Robinson 31-15.

**Groundouts-flyouts:** Poteet 6-2; Buckelew 2-3; Crescentini 0-2; LeBlanc 3-2; Mclver 2-2; Steele 2-2; Robinson 1-0.

**Batters faced:** Poteet 23; Buckelew 10; Crescentini 4; LeBlanc 14; Mclver 13; Steele 9; Robinson 7.

**Umpires:** HP: Tyler Jones. 1B: Ricardo Estrada.

**Weather:** 81 degrees, cloudy.

**Wind:** 20 mph, In from LF.

**First pitch:** 6:05 PM.

**T:** 2:46.

**Att:** 2,011.

**Venue:** CenturyLink Sports Complex.

**August 5, 2017**

Choose a highlighted category to sort. NOTE: Rate stats do not use qualifiers.

GI --GAMES BY POSITION--

BATTERS	AVG	G	AB	R	H	2B	3B	HR	RBI	TB	BB	IBB	SO	SB	CS	OBP	SLG	OPS	SF	SAC	HBP	DP	1B	2B	3B	SS	OF	C	E
# <a href="#">Adrianza, Ehire</a>	.400	3	15	5	6	2	0	0	1	8	0	0	0	1	0	.400	.533	.933	0	0	0	0	0	1	1	1	0	0	0
* <a href="#">Arraez, Luis</a>	.385	3	13	1	5	0	1	0	1	7	0	0	0	0	0	.385	.538	.923	0	0	0	0	0	3	0	0	0	0	0
<a href="#">Davis, Jaylin</a>	.208	36	130	16	27	4	2	1	18	38	9	0	40	0	0	.266	.292	.558	2	0	2	5	0	0	0	0	35	0	1
<a href="#">English, Tanner</a>	.207	71	232	35	48	11	4	6	31	85	34	0	87	23	3	.330	.366	.696	1	2	9	0	0	0	0	0	71	0	0
# <a href="#">Garcia, Kevin</a>	.282	45	149	19	42	0	1	0	14	44	15	0	15	3	1	.347	.295	.643	2	0	1	8	0	0	0	0	0	37	2
* <a href="#">Granite, Zack</a>	.368	5	19	2	7	1	1	0	1	10	2	0	2	3	0	.429	.526	.955	0	0	0	0	0	0	0	0	5	0	0
* <a href="#">Hazard, Justin</a>	.125	2	8	0	1	0	0	0	0	1	0	0	1	0	0	.125	.125	.250	0	0	0	0	0	0	0	0	0	2	1
* <a href="#">Hutcheon, Dane</a>	.000	4	9	0	0	0	0	0	0	0	0	0	2	0	0	.000	.000	.000	0	0	0	0	0	1	0	0	2	0	0
<a href="#">Kennedy, Shane</a>	.220	38	127	22	28	5	2	2	13	43	16	0	56	10	2	.320	.339	.658	1	0	3	0	0	0	5	2	19	0	5
<a href="#">Kihle, Daniel</a>	.206	44	141	10	29	8	0	4	18	49	13	0	39	2	0	.283	.348	.631	2	0	3	3	0	0	0	0	42	0	1
* <a href="#">Kranson, Mitchell</a>	.245	36	139	16	34	5	0	3	18	48	12	0	23	0	0	.301	.345	.646	2	0	0	0	9	0	0	0	0	12	1
<a href="#">Lopez, Brandon</a>	.281	35	121	15	34	5	0	0	19	39	19	0	34	0	1	.388	.322	.710	3	1	4	4	0	2	33	0	0	0	2
<a href="#">Miller, Sean</a>	.267	98	356	41	95	14	1	2	34	117	20	0	64	2	5	.308	.329	.637	2	4	2	2	0	32	0	64	3	0	8
* <a href="#">Molina, Nelson</a>	.245	73	245	32	60	7	4	4	32	87	12	0	38	3	2	.287	.355	.642	1	0	3	10	1	33	25	7	9	0	9
<a href="#">Murphy, Max</a>	.307	78	300	52	92	16	3	5	34	129	30	2	76	9	2	.390	.430	.820	2	0	12	7	0	0	0	0	77	0	0
<a href="#">Navarreto, Brian</a>	.210	65	219	20	46	11	0	2	18	63	11	0	45	1	1	.255	.288	.543	2	2	3	7	1	0	0	0	0	61	3
<a href="#">Palacios, Jermaine</a>	.304	39	161	21	49	6	3	2	18	67	4	0	35	8	3	.327	.416	.744	3	1	3	4	0	0	0	39	0	0	5
<a href="#">Paul, Chris</a>	.351	49	188	27	66	16	1	3	28	93	12	1	34	0	5	.402	.495	.897	3	0	6	1	8	0	31	0	2	0	10
* <a href="#">Perez, Alex</a>	.252	56	202	26	51	7	1	0	15	60	26	0	49	1	3	.343	.297	.641	0	0	2	9	0	40	2	0	13	0	6
<a href="#">Rooker, Brent</a>	.197	19	66	5	13	2	0	3	9	24	9	0	22	0	0	.293	.364	.657	0	0	0	2	5	0	0	0	8	0	0
* <a href="#">Scoggins, Casey</a>	.213	17	61	8	13	3	0	0	4	16	11	0	12	3	3	.333	.262	.596	0	0	0	4	0	0	0	0	17	0	2
* <a href="#">Strong, Bradley</a>	.250	25	92	11	23	4	0	2	10	33	8	0	28	5	1	.310	.359	.669	0	1	0	1	0	0	0	0	19	0	1
<a href="#">Valera, Rafael P</a>	.212	42	137	18	29	3	4	1	11	43	14	0	38	1	2	.299	.314	.613	2	2	4	2	1	4	17	0	6	3	4
<a href="#">Vavra, Trey</a>	.132	32	106	11	14	2	0	1	8	19	12	0	31	0	0	.262	.179	.441	1	0	7	4	20	0	0	0	0	0	2
<a href="#">Wiel, Zander</a>	.232	103	362	43	84	23	5	8	48	141	51	4	83	7	2	.333	.390	.723	4	0	6	11	68	0	0	0	8	0	9
Team Total	.249	110	3598	456	896	155	33	49	403	1264	340	7	854	82	36	.323	.351	.674	33	13	70	84							83

PITCHERS	W	L	ERA	G	GS	CG	SHO	SV	SVO	IP	H	R	ER	HR	HB	BB	IBB	SO	BK	WP	GO/AO	DP	WHIP	AVG	AB	TBF	SF	GF	HLB
<a href="#">Anderson, Brady</a>	5	6	4.20	22	13	0	0	0	0	90.0	112	47	42	14	5	22	1	46	0	5	0.81	9	1.49	.309	363	393	1	2	0
<a href="#">Anderson, Chris</a>	0	1	18.90	3	3	0	0	0	0	10.0	29	22	21	2	3	6	0	8	0	4	0.58	0	3.50	.527	55	65	1	0	0
<a href="#">Anderson, Nick</a>	2	0	0.89	15	0	0	0	2	2	20.1	13	2	2	0	0	3	0	20	0	2	0.77	2	0.79	.186	70	75	1	13	0
* <a href="#">Booser, Cam</a>	0	0	3.38	3	0	0	0	0	0	2.2	0	1	1	0	2	7	0	0	0	0	0.75	0	2.63	.000	7	16	0	0	0
* <a href="#">Clay, Sam</a>	8	0	1.29	35	0	0	0	9	11	56.0	33	9	8	0	5	28	1	56	0	2	1.70	7	1.09	.176	187	222	0	22	0
<a href="#">Del Rosario, Eduardo</a>	1	0	2.57	2	2	0	0	0	0	14.0	6	5	4	3	2	3	0	8	0	0	0.68	2	0.64	.130	46	51	0	0	0
* <a href="#">Drozd, Jonny</a>	1	0	2.83	18	0	0	0	3	5	28.2	32	14	9	0	2	8	0	19	0	2	3.00	5	1.40	.294	109	121	0	9	2
<a href="#">Fischer, David</a>	4	8	4.29	22	15	0	0	0	0	79.2	64	40	38	6	13	55	0	67	0	4	0.69	4	1.49	.228	281	356	2	4	0
<a href="#">Garcia, Kevin</a>	0	1	3.38	1	0	0	0	0	0	2.2	2	1	1	1	0	1	0	1	0	1	0.50	1	1.13	.222	9	10	0	1	0
<a href="#">Hackimer, Tom</a>	3	0	1.07	18	0	0	0	3	3	25.1	14	5	3	0	4	11	0	25	0	0	1.88	3	0.99	.161	87	103	1	6	2
<a href="#">Haley, Justin</a>	0	0	0.00	1	1	0	0	0	0	2.0	1	0	0	0	0	1	0	2	0	0	2.00	2	1.00	.200	5	6	0	0	0
<a href="#">LeBlanc, Randy</a>	2	1	1.80	5	5	0	0	0	0	30.0	29	6	6	0	3	8	0	18	0	0	1.31	4	1.23	.274	106	118	1	0	0
* <a href="#">McIver, Anthony</a>	4	2	2.20	25	5	0	0	1	2	57.1	62	16	14	0	2	19	0	46	0	1	0.75	1	1.41	.243	227	250	1	7	0
<a href="#">Muren, Alex</a>	1	2	2.25	20	0	0	0	3	3	28.0	25	8	7	1	0	8	1	29	0	3	1.83	1	1.18	.273	103	113	1	11	1
* <a href="#">Perkins, Glen</a>	0	0	10.12	3	1	0	0	0	1	2.2	4	3	3	1	0	1	0	4	0	0	1.00	0	1.88	.333	12	13	0	0	0
<a href="#">Poppen, Sean</a>	2	2	3.06	6	6	0	0	0	0	32.1	35	11	11	0	1	5	0	24	0	1	1.41	3	1.24	.273	128	135	0	0	0
<a href="#">Ramirez, Williams</a>	2	1	3.42	31	0	0	0	0	1	47.1	38	18	18	0	5	27	0	49	0	7	0.95	3	1.37	.229	166	203	2	10	4
* <a href="#">Robinson, Alex</a>	2	0	4.82	7	0	0	0	0	0	9.1	7	5	5	1	0	7	0	18	0	1	1.25	0	1.50	.212	33	41	0	4	0
<a href="#">Rodriguez, Dereck</a>	5	2	2.51	11	11	1	0	0	0	68.0	59	22	19	7	4	11	0	59	0	6	0.90	6	1.03	.238	248	268	4	0	0
* <a href="#">Rosario, Randy</a>	0	0	0.00	2	0	0	0	0	0	3.2	2	0	0	0	1	0	0	3	0	0	6.00	2	0.55	.182	11	13	0	0	0
<a href="#">Stashak, Cody</a>	3	4	3.89	16	16	0	0	0	0	83.1	72	40	36	7	4	20	0	72	0	5	0.60	4	1.10	.236	305	336	5	0	0
<a href="#">Steele, Keaton</a>	2	6	5.23	15	8	0	0	0	0	51.2	68	32	30	5	2	11	0	27	0	2	2.08	6	1.53	.319	213	228	1	2	1
* <a href="#">Theofanopoulos, Michael</a>	5	2	4.25	29	0	0	0	1	2	53.0	53	25	25	3	2	17	0	61	0	2	1.00	4	1.32	.261	203	225	1	9	2
* <a href="#">Thorpe, Lewis</a>	3	4	2.79	12	11	0	0	0	0	58.0	44	21	18	3	2	24	0	64	1	11	0.89	5	1.17	.216	204	236	1	0	0
* <a href="#">Vasquez, Andrew</a>	0	0	0.73	16	0	0	0	2	3	24.2	17	4	2	0	5	5	0	39	0	0	2.67	1	0.89	.191	89	99	0	7	4
* <a href="#">Wells, Lachlan</a>	4	9	4.11	14	13	1	0	0	0	72.1	70	39	33	11	2	15	0	58	0	3	0.73	2	1.18	.250	280	302	2	1	0
Team Total	59	51	3.36	110	110	2	10	24	33	953.0	891	396	356	65	69	323	3	823	1	62	1.28	77	1.27	.251	3547	3998	25	108	16



KEY: \* - lefthanded hitter/pitcher, # - switch hitter

Florida State League North

	W	L	PCT	GB	Home	Away	Div	Streak	Last10
# Tampa Yankees	26	15	.634	-	13-4	13-11	12-6	L1	6-4
Dunedin Blue Jays	25	17	.595	1.5	19-3	6-14	19-10	W2	7-3
Clearwater Threshers	22	20	.524	4.5	14-10	8-10	15-10	L1	7-3
Lakeland Flying Tigers	17	21	.447	7.5	8-11	9-10	12-8	W1	3-7
Florida Fire Frogs	13	23	.361	10.5	8-8	5-15	2-8	W2	2-8
Daytona Tortugas	9	33	.214	17.5	4-16	5-17	7-25	L1	3-7

Florida State League South

	W	L	PCT	GB	Home	Away	Div	Streak	Last10
# Fort Myers Miracle	26	16	.619	-	14-6	12-10	15-5	W4	7-3
Jupiter Hammerheads	24	17	.585	1.5	13-8	11-9	9-11	L3	7-3
Bradenton Marauders	23	17	.575	2.0	14-7	9-10	7-7	L4	4-6
Charlotte Stone Crabs	22	19	.537	3.5	10-11	12-8	14-11	L2	6-4
Palm Beach Cardinals	20	21	.488	5.5	9-11	11-10	15-14	W1	4-6
St. Lucie Mets	17	25	.405	9.0	10-13	7-12	10-22	W1	4-6

	1	2	3	4	5	6	7	8	9	R	H	E
 Cedar Rapids (57-55)	0	0	0	0	2	0	0	0	0	2	5	2
 Wisconsin (45-65)	0	1	0	0	1	0	3	1	X	6	11	1

W:**Diplan** (3-8, 6.72) ;

L:**Cordy** (1-4, 3.58)

HR:

CR:**Gore** (1) .

WIS:**Carroll** (1) .

Game Story:**Cedar Rapids** | **Wisconsin**

### Jupiter Hammerheads

Player	Pos	AB	R	H	2B	3B	HR	RBI	BB	SO	AVG*
Corey Bird	CF	5	1	3	0	0	0	0	0	0	.382
Mason Davis	2B	4	1	1	0	0	0	0	1	0	.303
Colby Lusignan	1B	4	1	3	0	0	0	0	1	1	.368
John Silviano	RF	5	1	2	0	0	0	2	0	1	.252
Boo Vazquez	DH	4	0	0	0	0	0	0	0	0	.288
a- Justin Twine	PH-DH	1	0	0	0	0	0	0	0	1	.167
Brian Schales	3B	4	0	2	1	0	0	1	1	1	.264
Cleuluis Rondon	SS	4	0	1	0	0	0	0	1	1	.204
Gunner Pollman	C	3	0	1	0	0	0	0	1	1	.171
Zach Sullivan	LF	4	0	0	0	0	0	0	0	1	.197
<b>Totals</b>		<b>38</b>	<b>4</b>	<b>13</b>	<b>1</b>	<b>0</b>	<b>0</b>	<b>3</b>	<b>5</b>	<b>7</b>	<b>.238</b>

a-Struck out for Vazquez, B in the 9th.

#### BATTING

**2B:** Schales (13, Robinson).

**TB:** Bird 3; Schales 3; Pollman; Davis; Lusignan 3; Silviano 2; Rondon.

**RBI:** Silviano 2 (44); Schales (37).

**2-out RBI:** Schales.

**Runners left in scoring position, 2 out:** Silviano; Sullivan 2; Vazquez, B; Rondon.

**GIDP:** Sullivan.

**Team RISP:** 3-for-12.

**Team LOB:** 12.

#### FIELDING

**Outfield assists:** Silviano (Kranson at 2nd base).

### Fort Myers Miracle

Player	Pos	AB	R	H	2B	3B	HR	RBI	BB	SO	AVG
Sean Miller	2B	5	0	0	0	0	0	0	0	2	.267
Brandon Lopez	3B	3	1	1	0	0	0	1	1	0	.281
Jermaine Palacios	SS	4	1	1	0	0	0	1	0	0	.304

## Fort Myers Miracle

Mitchell Kranson	1B	3	1	1	0	0	0	2	1	0	.245
Brent Rooker	DH	4	1	1	0	0	1	4	0	1	.197
Kevin Garcia	C	4	0	1	0	0	0	0	0	0	.282
Tanner English	CF	3	1	0	0	0	0	0	1	0	.207
Jaylin Davis	RF	4	3	3	0	0	0	1	0	1	.208
Nelson Molina	LF	3	2	2	1	0	0	0	1	0	.245
<b>Totals</b>		<b>33</b>	<b>10</b>	<b>10</b>	<b>1</b>	<b>0</b>	<b>1</b>	<b>9</b>	<b>4</b>	<b>4</b>	<b>.249</b>

### BATTING

**2B:** Molina (7, Poteet).

**HR:** Rooker (3, 5th inning off Poteet, 3 on, 2 out).

**TB:** Lopez; Kranson; Molina 3; Garcia; Palacios; Davis, J 3; Rooker 4.

**RBI:** Davis, J (18); Kranson 2 (18); Palacios (18); Rooker 4 (9); Lopez (19).

**2-out RBI:** Kranson 2; Palacios; Rooker 4; Lopez.

**Team RISP:** 4-for-8.

**Team LOB:** 3.

### BASERUNNING

**SB:** Palacios (8, 2nd base off Poteet/Pollman).

### FIELDING

**Outfield assists:** Davis, J (Bird at home).

**DP:** 2 (Lopez-Miller-Kranson; Palacios).

## Jupiter Hammerheads

Player	IP	H	R	ER	BB	SO	HR	ERA*
Cody Poteet (L, 3-4)	4.2	7	9	9	3	3	1	3.70
James Buckelew	2.1	3	1	1	0	0	0	2.03
Marcus Crescentini	1.0	0	0	0	1	1	0	0.00
<b>Totals</b>	<b>8.0</b>	<b>10</b>	<b>10</b>	<b>10</b>	<b>4</b>	<b>4</b>	<b>1</b>	<b>2.85</b>

## Fort Myers Miracle

Player	IP	H	R	ER	BB	SO	HR	ERA
Randy LeBlanc	3.0	3	1	1	3	2	0	1.80
Anthony Mclver (W, 4-2)	3.0	5	0	0	0	2	0	2.20
Keaton Steele	2.0	3	0	0	0	1	0	5.23
Alex Robinson	1.0	2	3	3	2	2	0	4.82
<b>Totals</b>	<b>9.0</b>	<b>13</b>	<b>4</b>	<b>4</b>	<b>5</b>	<b>7</b>	<b>0</b>	<b>3.36</b>

**Game Scores:** Poteet 18; LeBlanc 45.

**WP:** Poteet; Robinson.

**Pitches-strikes:** Poteet 80-50; Buckelew 26-18; Crescentini 19-13; LeBlanc 54-29; Mclver 47-31; Steele 26-19; Robinson 31-15.

**Groundouts-flyouts:** Poteet 6-2; Buckelew 2-3; Crescentini 0-2; LeBlanc 3-2; Mclver 2-2; Steele 2-2; Robinson 1-0.

**Batters faced:** Poteet 23; Buckelew 10; Crescentini 4; LeBlanc 14; Mclver 13; Steele 9; Robinson 7.

**Umpires:** HP: Tyler Jones. 1B: Ricardo Estrada.

**Weather:** 81 degrees, cloudy.

**Wind:** 20 mph, In from LF.

**First pitch:** 6:05 PM.

**T:** 2:46.

**Att:** 2,011.

**Venue:** CenturyLink Sports Complex.

**August 5, 2017**

Choose a highlighted category to sort. NOTE: Rate stats do not use qualifiers.

GI ---GAMES BY POSITION---

BATTERS	AVG	G	AB	R	H	2B	3B	HR	RBI	TB	BB	IBB	SO	SB	CS	OBP	SLG	OPS	SF	SAC	HBP	DP	1B	2B	3B	SS	OF	C	E	
* <a href="#">Blankenhorn, Travis</a>	.234	104	380	55	89	19	10	8	52	152	42	2	109	9	2	.333	.400	.733	4	1	16	7	0	30	55	0	0	13		
* <a href="#">Cabbage, Trev</a>	.197	22	76	6	15	4	0	1	1	22	7	0	26	0	1	.265	.289	.555	0	0	0	2	0	0	5	0	13	0	1	
<a href="#">Carrier, Shane</a>	.215	30	107	5	23	6	0	1	10	32	2	0	25	0	1	.243	.299	.542	0	0	2	3	0	0	0	0	23	0	0	
* <a href="#">Cavaness, Christian</a>	.243	78	259	31	63	11	7	5	35	103	24	1	91	8	8	.311	.398	.709	1	1	2	1	0	0	0	0	74	0	2	
<a href="#">Cronin, Joe</a>	.214	31	103	15	22	4	1	3	8	37	19	0	35	1	1	.349	.359	.708	1	0	3	1	0	7	10	13	2	0	4	
<a href="#">Davis, Jaylin</a>	.267	66	251	36	67	13	3	12	41	122	16	0	77	9	2	.316	.486	.802	2	0	3	5	0	0	0	0	60	0	2	
* <a href="#">Diaz, Lewin</a>	.280	101	386	38	108	28	1	10	57	168	21	3	66	1	0	.314	.435	.750	10	0	3	13	90	0	0	0	0	0	0	10
# <a href="#">Gore, Jordan</a>	.357	4	14	2	5	1	0	1	2	9	0	0	3	0	0	.357	.643	1.000	0	0	0	1	0	0	0	4	0	0	1	
<a href="#">Hamilton, Caleb</a>	.207	70	227	38	47	13	2	8	33	88	40	0	81	2	2	.332	.388	.720	1	1	3	5	10	2	19	0	12	26	13	
<a href="#">Jernigan, Andre</a>	.157	16	51	7	8	3	0	1	5	14	4	0	23	0	0	.214	.275	.489	1	1	0	0	0	0	14	0	0	0	2	
<a href="#">Kerrigan, Jimmy</a>	.265	8	34	3	9	0	0	1	3	12	0	0	7	1	1	.265	.353	.618	0	0	0	0	0	0	0	0	8	0	0	
* <a href="#">Kranson, Mitchell</a>	.268	57	220	24	59	15	1	3	21	85	14	2	41	0	0	.318	.386	.704	0	0	2	9	8	0	3	0	0	17	3	
<a href="#">Lopez, Brandon</a>	.276	53	185	22	51	4	2	0	13	59	11	0	32	1	0	.322	.319	.641	1	1	2	8	0	47	1	2	0	0	2	
* <a href="#">Marrero, Lean</a>	.200	11	40	1	8	1	1	0	2	11	3	0	7	1	1	.256	.275	.531	0	0	0	2	0	0	0	0	11	0	0	
# <a href="#">Minier, Amaurys</a>	.156	27	90	6	14	7	0	3	14	30	15	0	33	0	0	.290	.333	.623	0	0	2	2	7	0	0	0	0	0	2	
# <a href="#">Montesino, Ariel</a>	.185	45	151	14	28	7	2	0	5	39	16	0	40	3	3	.259	.258	.517	3	3	0	0	0	21	8	10	5	0	9	
<a href="#">Morrison, Hank</a>	.224	50	174	21	39	6	1	4	9	59	8	0	36	2	0	.288	.339	.627	1	0	8	4	0	0	0	0	45	0	2	
<a href="#">Munoz, Gorge</a>	.240	29	96	8	23	3	1	2	12	34	5	0	27	4	2	.295	.354	.649	1	2	3	3	0	7	0	22	0	0	10	
<a href="#">Palacios, Jermaine</a>	.320	62	259	52	83	13	6	11	39	141	12	0	46	9	8	.362	.544	.907	0	0	5	7	0	0	0	62	0	0	10	
* <a href="#">Rortvedt, Ben</a>	.214	73	252	26	54	12	0	3	26	75	19	0	49	1	0	.279	.298	.577	1	0	4	5	0	0	0	0	0	71	5	
<a href="#">Whitefield, Aaron</a>	.271	95	329	53	89	13	5	10	42	142	25	0	93	27	7	.328	.432	.759	6	1	6	4	0	0	0	0	89	0	2	
Team Total	.245	112	3684	463	904	183	43	87	430	1434	303	8	947	79	39	.311	.389	.700	33	11	64	82							112	

PITCHERS	W	L	ERA	G	GS	CG	SHO	SV	SVO	IP	H	R	ER	HR	HB	BB	IBB	SO	BK	WP	GO/AO	DP	WHIP	AVG	AB	TBF	SF	GF	HLD
<a href="#">Anderson, Brady</a>	0	1	1.42	2	0	0	0	1	1	6.1	4	1	1	0	0	1	0	4	0	1	0.50	0	0.79	.174	23	24	0	2	0
* <a href="#">Barnes, Charlie</a>	0	0	0.00	1	1	0	0	0	0	4.0	4	0	0	0	0	1	0	4	0	1	1.67	0	1.25	.250	16	17	0	0	0
<a href="#">Beardsley, Tyler</a>	3	5	5.61	11	10	1	0	0	0	59.1	71	39	37	7	1	9	0	28	0	3	1.01	0	1.35	.296	240	254	3	0	0
<a href="#">Beeker, Clark</a>	10	3	2.15	19	19	2	2	0	0	121.2	99	34	29	11	9	14	0	84	0	0	0.93	12	0.93	.221	448	476	3	0	0
* <a href="#">Carlini, Domenick</a>	4	8	5.18	17	16	0	0	0	0	83.1	96	56	48	12	5	29	0	66	0	9	0.99	5	1.50	.288	333	374	4	1	0
<a href="#">Cordy, Max</a>	1	4	3.58	31	4	0	0	3	3	55.1	48	32	22	3	4	33	1	53	0	14	2.11	6	1.46	.234	205	247	1	12	2
<a href="#">Cronin, Joe</a>	0	0	9.00	1	0	0	0	0	0	1.0	2	1	1	0	0	1	0	2	0	1	0.00	0	3.00	.400	5	6	0	1	0
<a href="#">Davis, Colton</a>	4	3	2.52	35	1	0	0	2	5	50.0	37	15	14	3	2	22	1	49	0	3	1.16	4	1.18	.207	179	203	0	15	5
<a href="#">Del Rosario, Eduardo</a>	7	6	4.39	18	18	0	0	0	0	98.1	90	49	48	8	5	40	0	90	4	10	0.82	7	1.32	.245	367	416	1	0	0
<a href="#">Grogan, Quin</a>	0	0	0.00	2	0	0	0	1	1	2.1	5	0	0	0	0	1	0	3	0	0	0.33	0	2.57	.417	12	13	0	1	0
<a href="#">Hackimer, Tom</a>	3	1	1.50	16	0	0	0	6	9	24.0	11	5	4	0	4	3	0	28	0	1	3.50	1	0.58	.133	83	91	1	12	1
<a href="#">Hamilton, Caleb</a>	0	0	0.00	1	0	0	0	0	0	1.0	0	0	0	0	0	1	0	2	0	0	1.00	0	1.00	.000	3	4	0	1	0
<a href="#">Jax, Griffin</a>	2	1	2.39	4	4	0	0	0	0	26.1	19	7	7	1	1	7	0	13	0	0	1.29	2	0.99	.200	95	104	1	0	0
<a href="#">Lombana, Logan</a>	0	2	3.33	27	0	0	0	0	1	46.0	41	17	17	4	2	13	0	40	0	3	1.14	2	1.17	.243	169	186	1	10	2
<a href="#">Lujan, Hector</a>	3	1	1.65	33	0	0	0	11	13	43.2	35	14	8	3	2	6	0	43	1	1	1.79	3	0.94	.224	156	167	1	26	0
* <a href="#">Marzi, Anthony</a>	3	2	2.21	6	6	0	0	0	0	36.2	31	13	9	2	5	7	0	29	0	2	0.72	3	1.04	.226	137	151	1	0	0
<a href="#">Mason, Ryan</a>	1	1	2.00	20	0	0	0	0	0	36.0	40	12	8	1	1	6	0	34	0	6	2.79	2	1.28	.278	144	153	0	3	5
<a href="#">McGuff, Patrick</a>	1	2	2.61	18	0	0	0	0	1	31.0	29	11	9	1	1	10	1	37	0	4	0.88	2	1.26	.252	115	126	0	10	1
<a href="#">Poppen, Sean</a>	6	2	2.90	14	14	0	0	0	0	87.0	76	40	28	5	7	17	0	81	0	8	1.73	4	1.07	.226	336	364	2	0	0
* <a href="#">Robinson, Alex</a>	2	5	2.84	28	0	0	0	2	2	38.0	29	12	12	2	2	15	0	51	0	5	1.21	3	1.16	.207	140	159	1	10	6
* <a href="#">Sarmmons, Bryan</a>	0	0	9.00	1	0	0	0	0	0	3.0	5	3	3	0	0	2	0	3	0	0	0.50	0	2.33	.357	14	16	0	0	0
* <a href="#">Sanders, Evan</a>	1	4	8.63	9	5	0	0	0	0	24.0	27	24	23	2	4	24	0	22	0	6	0.50	3	2.13	.303	89	119	2	3	0
<a href="#">Schick, Alex</a>	1	1	6.10	2	2	0	0	0	0	10.1	14	7	7	1	0	2	0	10	0	3	1.38	1	1.55	.326	43	45	0	0	0
<a href="#">Tillery, Zack</a>	0	0	6.43	6	0	0	0	0	0	7.0	5	5	5	0	1	14	0	8	0	3	0.33	0	2.71	.200	25	40	0	0	1
* <a href="#">Vasquez, Andrew</a>	1	0	1.61	14	0	0	0	0	1	22.1	15	4	4	0	1	10	0	33	0	1	2.88	0	1.12	.190	79	90	0	2	4
* <a href="#">Watson, Tyler</a>	0	1	6.75	1	1	0	0	0	0	5.1	7	4	4	2	0	1	0	4	0	0	0.71	0	1.50	.304	23	24	0	0	0
<a href="#">Wells, Tyler</a>	4	2	2.21	11	11	0	0	0	0	61.0	45	17	15	4	1	16	0	82	2	5	0.59	1	1.00	.199	226	244	1	0	0
Team Total	57	55	3.32	112	112	3	12	26	37	984.1	885	422	363	72	58	305	3	903	7	90	1.51	61	1.21	.239	3705	4113	23	109	27

KEY: \* - lefthanded hitter/pitcher, # - switch hitter





Midwest  
League  
Eastern

	W	L	PCT	GB	Home	Away	Div	Streak	Last10
West # Michigan Whitecaps	29	11	.725	-	17-4	12-7	21-8	W1	8-2
Fort Wayne TinCaps	27	15	.643	3.0	18-6	9-9	19-11	W2	6-4
Bowling Green Hot Rods	26	16	.619	4.0	14-7	12-9	20-10	W3	8-2
Great Lakes Loons	20	22	.476	10.0	8-10	12-12	15-15	L1	6-4
Lake County Captains	18	23	.439	11.5	9-12	9-11	12-17	L4	3-7
South Bend Cubs	18	24	.429	12.0	8-12	10-12	13-17	L1	3-7
Lansing Lugnuts	17	25	.405	13.0	10-10	7-15	12-18	W1	5-5
Dayton Dragons	13	29	.310	17.0	9-13	4-16	7-23	L8	1-9

Midwest  
League  
Western

	W	L	PCT	GB	Home	Away	Div	Streak	Last10
Quad Cities # River Bandits	27	15	.643	-	15-6	12-9	21-9	W5	7-3
Beloit Snappers	24	17	.585	2.5	12-8	12-9	16-14	L2	7-3
Peoria Chiefs	24	18	.571	3.0	12-8	12-10	17-13	W2	5-5
Kane County Cougars	21	21	.500	6.0	11-10	10-11	16-14	L1	5-5
Wisconsin Timber Rattlers	19	23	.452	8.0	7-15	12-8	13-17	W1	6-4
<b>Cedar Rapids Kernels</b>	<b>18</b>	<b>24</b>	<b>.429</b>	<b>9.0</b>	<b>11-13</b>	<b>7-11</b>	<b>14-16</b>	<b>L4</b>	<b>4-6</b>
Clinton LumberKings	17	25	.405	10.0	10-11	7-14	11-19	L1	4-6
Burlington Bees	16	26	.381	11.0	5-13	11-13	12-18	W1	2-8

	1	2	3	4	5	6	7	8	9	R	H	E
 Burlington (20-23)	0	0	1	0	0	0	2	0	1	4	6	0
 Elizabethton (27-16)	0	1	0	0	0	1	1	0	0	3	9	0

W:**Snider** (3-0, 2.21) ;

L:**Martinez, Jo** (4-1, 2.78) ;

SV:**Zuber** (4)

HR:

BUR: **Cash** (2) .

Game Story:**Burlington**

### Burlington Royals

Player	Pos	AB	R	H	2B	3B	HR	RBI	BB	SO	AVG*
Michael Gigliotti	CF	5	0	2	1	1	0	3	0	1	.331
Cal Jones	LF	4	0	0	0	0	0	0	0	2	.232
Seuly Matias	RF	3	0	1	1	0	0	0	0	1	.270
Reed Rohlman	1B	4	0	0	0	0	0	0	0	3	.250
Dennicher Carrasco	3B	3	0	1	0	0	0	0	1	1	.288
Jeison Guzman	SS	3	1	0	0	0	0	0	1	1	.179
Jesus Atencio	C	4	0	0	0	0	0	0	0	0	.226
Benji Cash	DH	3	2	1	0	0	1	1	1	1	.188
Oliver Nunez	2B	3	1	1	0	0	0	0	1	0	.320
<b>Totals</b>		<b>32</b>	<b>4</b>	<b>6</b>	<b>2</b>	<b>1</b>	<b>1</b>	<b>4</b>	<b>4</b>	<b>10</b>	<b>.261</b>

### BATTING

**2B:** Matias (8, Lakso); Gigliotti (8, Ramirez).

**3B:** Gigliotti (3, Ober).

**HR:** Cash (2, 9th inning off Martinez, Jo, 0 on, 1 out).

**TB:** Matias 2; Nunez, O; Carrasco; Gigliotti 5; Cash 4.

**RBI:** Gigliotti 3 (29); Cash (5).

**2-out RBI:** Gigliotti 2.

**Runners left in scoring position, 2 out:** Matias; Gigliotti; Carrasco; Jones, C.

**Team RISP:** 1-for-8.

**Team LOB:** 6.

### BASERUNNING

**SB:** Nunez, O (13, 2nd base off Lakso/Cosgrove); Gigliotti (15, 3rd base off Ramirez/Cosgrove).

**CS:** Matias (1, 2nd base by Ramirez/Cosgrove).

### FIELDING

**DP:** (Nunez, O-Rohlman).

### Elizabethton Twins

Player	Pos	AB	R	H	2B	3B	HR	RBI	BB	SO	AVG
Akil Baddoo	CF	5	1	3	2	0	0	1	0	1	.340
Andrew Bechtold	3B	3	0	0	0	0	0	0	2	2	.333
Jose Miranda	DH	4	0	0	0	0	0	0	0	0	.304

Kolton Kendrick	1B	3	1	1	1	0	0	1	1	1	.222
Matt Albanese	LF	4	0	1	0	0	0	0	0	3	.275
Colton Waltner	RF	4	0	0	0	0	0	0	0	0	.263
Andrew Cosgrove	C	4	0	1	0	0	0	0	0	3	.188
Gorge Munoz	SS	4	0	0	0	0	0	0	0	2	.000
Carson Crites	2B	4	1	3	1	0	0	0	0	0	.316
<b>Totals</b>		<b>35</b>	<b>3</b>	<b>9</b>	<b>4</b>	<b>0</b>	<b>0</b>	<b>2</b>	<b>3</b>	<b>12</b>	<b>.289</b>

#### BATTING

**2B:** Kendrick (4, Messier); Baddoo 2 (5, Messier, Snider); Crites (8, Snider).

**TB:** Kendrick 2; Cosgrove; Albanese; Crites 4; Baddoo 5.

**RBI:** Kendrick (13); Baddoo (8).

**2-out RBI:** Baddoo.

**Runners left in scoring position, 2 out:** Waltner 2; Miranda; Bechtold.

**GIDP:** Waltner.

**Team RISP:** 2-for-8.

**Team LOB:** 8.

#### FIELDING

**PB:** Cosgrove (4).

### Burlington Royals

Player	IP	H	R	ER	BB	SO	HR	ERA*
Michael Messier	5.1	5	2	2	2	6	0	7.64
Collin Snider (W, 3-0)	2.2	2	1	1	1	3	0	2.21
Tyler Zuber (S, 4)	1.0	2	0	0	0	3	0	2.33
<b>Totals</b>	<b>9.0</b>	<b>9</b>	<b>3</b>	<b>3</b>	<b>3</b>	<b>12</b>	<b>0</b>	<b>4.66</b>

### Elizabethton Twins

Player	IP	H	R	ER	BB	SO	HR	ERA
Bailey Ober	4.0	2	1	1	1	6	0	0.79
Blair Lakso	2.0	1	1	1	2	2	0	8.38
Rickey Ramirez (BS, 2)	2.0	2	1	1	1	1	0	5.50
Jose Martinez (L, 4-1)	1.0	1	1	1	0	1	1	2.78
<b>Totals</b>	<b>9.0</b>	<b>6</b>	<b>4</b>	<b>4</b>	<b>4</b>	<b>10</b>	<b>1</b>	<b>3.94</b>

Lakso pitched to 1 batter in the 7th.

**Game Scores:** Messier 58; Ober 61.

**HBP:** Matias (by Ramirez).

**Pitches-strikes:** Messier 86-54; Snider 42-26; Zuber 21-13; Ober 65-40; Lakso 37-19; Ramirez 36-18; Martinez, Jo 13-9.

**Groundouts-flyouts:** Messier 6-3; Snider 1-1; Zuber 0-0; Ober 3-2; Lakso 3-0; Ramirez 1-0; Martinez, Jo 1-0.

**Batters faced:** Messier 22; Snider 11; Zuber 5; Ober 15; Lakso 9; Ramirez 9; Martinez, Jo 4.

**Inherited runners-scored:** Snider 3-0; Ramirez 1-1.

**Umpires:** HP: Justin Whiddon. 1B: Rick Bolton.

**Weather:** 77 degrees, clear.

**Wind:** 4 mph, Out to CF.

**First pitch:** 6:02 PM.

**T:** 2:52.

**Att:** 789.

**Venue:** Joe O'Brien Field.

**August 5, 2017**

GI ---GAMES BY POSITION---

BATTERS	AVG	G	AB	R	H	2B	3B	HR	RBI	TB	BB	IBB	SO	SB	CS	OBP	SLG	OPS	SF	SAC	HBP	DP	1B	2B	3B	SS	OF	C	E	
<a href="#">Albanese, Matt</a>	.275	27	102	12	28	4	0	2	15	38	9	0	31	2	0	.336	.373	.709	3	0	2	7	0	0	0	0	25	0	1	
* <a href="#">Baddoo, Akil</a>	.340	13	53	15	18	5	1	1	8	28	10	0	9	1	1	.453	.528	.981	0	0	1	0	0	0	0	0	9	0	0	
<a href="#">Bechtold, Andrew</a>	.333	25	81	21	27	7	1	2	12	42	14	0	20	0	0	.423	.519	.941	2	0	0	3	0	0	21	0	0	0	4	
* <a href="#">Cabbage, Trev</a>	.240	13	50	10	12	3	1	2	10	23	11	0	16	1	0	.377	.460	.837	0	0	0	0	0	0	4	0	6	0	2	
<a href="#">Carrier, Shane</a>	.348	32	138	19	48	10	0	5	32	73	1	0	30	3	2	.359	.529	.888	1	0	2	4	0	0	0	0	29	0	0	
* <a href="#">Contreras, Mark</a>	.290	23	93	19	27	5	2	2	12	42	5	0	30	4	1	.337	.452	.788	1	0	2	2	0	0	0	0	22	0	0	
<a href="#">Cosgrove, Andrew</a>	.188	13	48	7	9	0	0	1	6	12	3	0	13	0	0	.291	.250	.541	0	0	4	2	0	0	0	0	0	13	3	
<a href="#">Crites, Carson</a>	.316	20	76	17	24	8	0	2	17	38	6	0	11	3	2	.360	.500	.860	3	0	1	2	0	19	0	0	0	0	2	
* <a href="#">Dixon, T.J.</a>	.286	22	70	14	20	1	1	1	14	26	8	0	12	2	4	.363	.371	.734	1	0	1	1	0	0	0	0	20	0	1	
# <a href="#">Gore, Jordan</a>	.389	18	72	14	28	5	0	1	16	36	6	0	21	1	0	.443	.500	.943	0	1	1	0	0	0	0	18	0	0	6	
<a href="#">Javier, Wander</a>	.275	25	91	21	25	10	1	1	9	40	13	0	27	3	1	.374	.440	.813	1	0	2	0	0	0	0	24	0	0	10	
<a href="#">Jernigan, Andre</a>	.000	4	10	0	0	0	0	0	1	0	3	0	4	0	0	.231	.000	.231	0	0	0	0	0	0	3	0	0	0	0	
* <a href="#">Kendrick, Kolton</a>	.222	23	72	17	16	4	0	3	13	29	18	0	27	0	0	.374	.403	.776	1	0	0	2	22	0	0	0	0	0	1	
<a href="#">Miranda, Jose</a>	.304	34	138	30	42	5	0	7	28	68	11	1	16	2	3	.364	.493	.856	2	0	3	4	0	23	1	0	0	0	5	
# <a href="#">Molina, Robert</a>	.292	14	48	4	14	3	1	1	8	22	2	0	7	0	0	.320	.458	.778	0	1	0	2	0	0	0	0	0	14	0	
# <a href="#">Montesino, Ariel</a>	.254	16	63	15	16	1	0	2	9	23	10	0	6	1	2	.356	.365	.721	0	0	0	0	0	1	14	0	0	0	1	
<a href="#">Munoz, Gorge</a>	.000	1	4	0	0	0	0	0	0	0	0	0	2	0	0	.000	.000	.000	0	0	0	0	0	0	0	1	0	0	0	
* <a href="#">Robinson, J.J.</a>	.247	24	85	12	21	1	1	5	21	39	10	0	27	0	0	.350	.459	.809	1	0	4	2	23	0	0	0	0	0	3	
<a href="#">Rooker, Brent</a>	.282	22	85	19	24	5	0	7	17	50	11	0	21	2	2	.364	.588	.952	2	0	1	1	0	0	0	0	17	0	0	
<a href="#">Silva, Rainis</a>	.286	17	56	7	16	2	0	1	3	21	11	0	4	0	0	.397	.375	.772	1	2	0	1	0	0	0	0	0	16	1	
<a href="#">Waltner, Colton</a>	.263	12	38	10	10	4	0	1	8	17	10	0	7	2	1	.429	.447	.876	0	0	1	1	0	0	0	0	1	1	0	
Team Total	.289	43	1473	283	425	83	9	47	259	667	172	1	341	27	19	.368	.453	.821	19	4	25	34								54

PITCHERS	W	L	ERA	G	GS	CG	SHO	SV	SVO	IP	H	R	ER	HR	HB	BB	IBB	SO	BK	WP	GO/AO	DP	WHIP	AVG	AB	TBF	SF	GF	HLD
<a href="#">Acosta, Melvi</a>	4	1	5.80	7	7	0	0	0	0	35.2	40	28	23	3	3	13	2	29	0	3	2.00	5	1.49	.286	140	160	2	0	0
* <a href="#">Barnes, Charlie</a>	2	1	1.19	6	5	0	0	0	0	22.2	14	5	3	1	1	10	0	23	1	3	1.29	1	1.06	.165	85	96	0	1	0
<a href="#">Broussard, Christian</a>	0	1	8.10	2	0	0	0	0	0	6.2	10	6	6	1	0	2	0	2	0	2	0.56	0	1.80	.400	25	28	1	0	0
<a href="#">Brown, Nick</a>	0	1	4.18	7	3	0	0	1	1	28.0	27	15	13	6	0	8	0	34	0	1	1.14	2	1.25	.257	105	114	0	1	1
* <a href="#">Clemensia, Taylor</a>	1	0	0.00	2	0	0	0	0	0	4.2	0	0	0	0	1	2	0	3	0	1	0.50	1	0.43	.000	12	15	0	2	0
<a href="#">Colina, Edwar</a>	2	3	2.93	8	8	0	0	0	0	40.0	30	17	13	5	3	20	0	43	0	1	1.11	4	1.25	.207	145	170	1	0	0
<a href="#">Dobnak, Randy</a>	0	0	6.75	1	0	0	0	1	1	4.0	3	3	3	1	0	1	0	5	0	0	2.50	0	1.00	.200	15	16	0	1	0
<a href="#">Faucher, Calvin</a>	2	0	1.42	4	0	0	0	1	2	6.1	4	1	1	1	0	3	0	13	0	1	1.33	0	1.11	.167	24	27	0	4	0
<a href="#">Finkel, Jared</a>	1	1	3.86	10	0	0	0	1	2	18.2	27	12	8	0	1	7	0	15	0	1	2.33	3	1.82	.333	81	90	1	7	0
<a href="#">Gamez, Juan</a>	1	1	6.75	10	0	0	0	1	2	16.0	18	13	12	1	4	6	0	13	1	2	3.13	2	1.50	.281	64	74	0	5	2
<a href="#">Gomez, Moises</a>	3	1	6.00	7	5	0	0	0	0	30.0	37	24	20	4	6	17	0	31	1	3	1.20	2	1.80	.311	119	146	3	2	0
<a href="#">Graterol, Brusdar</a>	1	0	4.00	2	2	0	0	0	0	9.0	8	4	4	1	0	5	0	9	0	1	3.25	2	1.44	.235	34	39	0	0	0
<a href="#">Jax, Griffin</a>	0	1	3.86	1	1	0	0	0	0	4.2	6	5	2	1	0	0	0	7	0	0	7.00	0	1.29	.300	20	21	0	0	0
<a href="#">Lakso, Blair</a>	1	3	8.38	10	0	0	0	0	3	19.1	20	19	18	2	0	15	1	16	0	4	0.95	1	1.81	.263	76	92	1	3	0
<a href="#">Martinez, Jose</a>	4	1	2.78	11	0	0	0	0	2	22.2	19	7	7	2	0	5	2	18	0	1	0.96	0	1.06	.221	86	93	1	9	1
* <a href="#">Moran, Jovani</a>	2	0	0.00	6	0	0	0	0	1	15.1	9	0	0	0	0	4	0	24	1	4	1.11	2	0.85	.176	51	56	1	3	1
<a href="#">Ober, Bailey</a>	1	0	0.79	3	1	0	0	0	0	11.1	6	1	1	0	1	1	0	12	0	2	0.91	0	0.62	.154	39	41	0	0	0
<a href="#">Ramirez, Rickey</a>	0	0	5.50	9	0	0	0	2	4	18.0	16	13	11	1	1	6	0	13	0	5	1.38	2	1.22	.239	67	74	0	4	1
* <a href="#">Sammons, Bryan</a>	2	0	1.46	7	3	0	0	0	0	24.2	14	6	4	1	0	7	0	31	0	4	1.10	1	0.85	.161	87	96	0	1	1
<a href="#">Suniaqa, Carlos</a>	0	0	0.00	1	0	0	0	0	0	3.1	1	0	0	0	0	0	0	4	0	0	0.75	0	0.30	.083	12	12	0	0	0
* <a href="#">Widell, Rylev</a>	0	0	0.90	3	2	0	0	0	0	10.0	5	1	1	1	1	2	0	12	0	1	2.20	2	0.70	.152	33	36	0	0	0
1 <a href="#">Ynoa, Huascar</a>	0	1	5.26	6	6	0	0	0	0	25.2	28	16	15	1	1	14	0	23	0	1	0.89	2	1.64	.277	101	117	1	0	0
Team Total	27	16	3.94	43	43	0	4	7	18	376.2	342	196	165	33	23	148	5	380	4	41	1.81	32	1.30	.241	1421	1613	12	43	7



KEY: \* - lefthanded hitter/pitcher, # - switch hitter

Appalachian League East

	<b>W</b>	<b>L</b>	<b>PCT</b>	<b>GB</b>	<b>Home</b>	<b>Away</b>	<b>Div</b>	<b>Streak</b>	<b>Last10</b>
# Pulaski Yankees	29	13	.690	-	16-9	13-4	15-6	W1	8-2
Bluefield Blue Jays	28	15	.651	1.5	13-8	15-7	14-11	L1	5-5
Danville Braves	23	20	.535	6.5	12-10	11-10	10-9	L1	6-4
Burlington Royals	20	23	.465	9.5	8-12	12-11	7-12	W1	6-4
Princeton Rays	16	27	.372	13.5	8-10	8-17	7-15	W1	1-9

Appalachian League West

	<b>W</b>	<b>L</b>	<b>PCT</b>	<b>GB</b>	<b>Home</b>	<b>Away</b>	<b>Div</b>	<b>Streak</b>	<b>Last10</b>
# <b>Elizabethton Twins</b>	<b>27</b>	<b>16</b>	<b>.628</b>	<b>-</b>	<b>14-11</b>	<b>13-5</b>	<b>13-3</b>	<b>L1</b>	<b>7-3</b>
Greeneville Astros	22	19	.537	4.0	10-9	12-10	14-7	W1	5-5
Johnson City Cardinals	21	22	.488	6.0	12-9	9-13	9-13	L1	5-5
Kingsport Mets	18	24	.429	8.5	11-12	7-12	10-14	W3	5-5
Bristol Pirates	9	34	.209	18.0	3-16	6-18	6-15	L6	1-9

	1	2	3	4	5	6	7	8	9		R	H	E
 DSL Cardinals (23-31)	0	0	0	0	0	0	1	X	X		1	3	5
 DSL Twins (39-15)	0	5	1	0	0	0	0	X	X		6	7	1

W: **Castro** (3-2, 4.18) ;

L: **Diaz, O** (1-2, 4.66)

HR: None.

### DSL Cardinals

Player	Pos	AB	R	H	2B	3B	HR	RBI	BB	SO	AVG*
Carlos Soler	CF	3	0	0	0	0	0	0	0	1	.209
Franklin Soto	SS	3	0	0	0	0	0	0	0	0	.304
Raffy Ozuna	DH	3	1	1	0	0	0	0	0	1	.225
Freddy De Jesus	1B	3	0	1	0	0	0	0	0	2	.278
Francisco Hernandez	3B	2	0	0	0	0	0	1	0	1	.200
Pablo Gomez	2B	3	0	0	0	0	0	0	0	0	.312
Luis Montano	RF	1	0	0	0	0	0	0	2	0	.177
Joyser Garcia	C	2	0	1	0	0	0	0	0	0	.268
Erik Pena	LF	2	0	0	0	0	0	0	0	0	.204
<b>Totals</b>		<b>22</b>	<b>1</b>	<b>3</b>	<b>0</b>	<b>0</b>	<b>0</b>	<b>1</b>	<b>2</b>	<b>5</b>	<b>.251</b>

### BATTING

**TB:** De Jesus; Garcia, J; Ozuna.

**RBI:** Hernandez (8).

**Runners left in scoring position, 2 out:** Soto, F 2; Montano.

**SF:** Hernandez.

**GIDP:** Garcia, J.

**Team RISP:** 0-for-5.

**Team LOB:** 3.

### FIELDING

**E:** Soto, F 2 (20, fielding, fielding); Gomez, P (8, throw); Hernandez (7, throw); Zamora (3, pickoff).

**DP:** (Gomez, P-Soto, F-De Jesus).

### DSL Twins

Player	Pos	AB	R	H	2B	3B	HR	RBI	BB	SO	AVG
Samuel Vasquez	CF	3	0	1	0	0	0	0	1	0	.294
Agustin Marte	SS	4	0	1	0	0	0	1	0	0	.305
Estamy Urena	2B	4	0	0	0	0	0	0	0	1	.336
Darling Cuesto	DH	4	1	0	0	0	0	0	0	1	.143
Alberoni Nunez	RF	2	2	1	1	0	0	1	2	1	.368
Wander Valdez	3B	4	1	2	1	0	0	1	0	1	.286
Mariano Calcano	LF	3	1	1	0	0	0	0	0	1	.236
Yeison Perez	C	3	0	1	0	0	0	0	0	0	.247
Ruben Santana	1B	2	1	0	0	0	0	1	1	0	.333
<b>Totals</b>		<b>29</b>	<b>6</b>	<b>7</b>	<b>2</b>	<b>0</b>	<b>0</b>	<b>4</b>	<b>4</b>	<b>5</b>	<b>.284</b>

### BATTING

**2B:** Nunez (7, Diaz, O); Valdez (10, Diaz, O).  
**TB:** Calcano; Perez, Y; Vasquez; Nunez 2; Marte, Ag; Valdez 3.  
**RBI:** Nunez (32); Valdez (18); Santana, R (14); Marte, Ag (23).  
**Runners left in scoring position, 2 out:** Urena; Vasquez 2; Nunez; Cuesto 2.  
**GIDP:** Calcano.  
**Team RISP:** 5-for-13.  
**Team LOB:** 7.

**BASERUNNING**

**SB:** Vasquez (14, 3rd base off Garcia, R/Garcia, J); Marte, Ag (9, 2nd base off Garcia, R/Garcia, J).

**FIELDING**

**E:** Navas (1, pickoff).  
**DP:** (Urena-Santana, R).

**DSL Cardinals**

Player	IP	H	R	ER	BB	SO	HR	ERA*
Oneiver Diaz (L, 1-2)	2.0	5	5	3	0	0	0	4.66
Dionis Zamora	3.0	1	1	1	2	3	0	2.20
Roy Garcia	1.0	1	0	0	1	1	0	6.85
Nelson Prada	1.0	0	0	0	1	1	0	4.35
<b>Totals</b>	<b>7.0</b>	<b>7</b>	<b>6</b>	<b>4</b>	<b>4</b>	<b>5</b>	<b>0</b>	<b>4.55</b>

**DSL Twins**

Player	IP	H	R	ER	BB	SO	HR	ERA
Steven Cruz	4.0	0	0	0	1	4	0	2.95
Cristian Castro (W, 3-2)	2.0	1	0	0	1	1	0	4.18
Junior Navas	1.0	2	1	0	0	0	0	0.00
<b>Totals</b>	<b>7.0</b>	<b>3</b>	<b>1</b>	<b>0</b>	<b>2</b>	<b>5</b>	<b>0</b>	<b>3.20</b>

**Game Scores:** Diaz, O 27; Cruz 66.

**HBP:** Calcano (by Zamora).

**Groundouts-flyouts:** Diaz, O 5-0; Zamora 4-1; Garcia, R 2-0; Prada 1-0; Cruz 5-1; Castro 5-0; Navas 1-1.

**Batters faced:** Diaz, O 12; Zamora 14; Garcia, R 5; Prada 3; Cruz 12; Castro 8; Navas 5.

**Umpires:** HP: German Talavera. 1B: Felipe Morillo.

**Weather:** 90 degrees, sunny.

**Wind:** 8 mph, Varies.

**First pitch:** 10:07 AM.

**T:** 2:10.

**Venue:** TBD.

**August 5, 2017**

Choose a highlighted category to sort. NOTE: Rate stats do not use qualifiers.

GI ---GAMES BY POSITION---

BATTERS	AVG	G	AB	R	H	2B	3B	HR	RBI	TB	BB	IBB	SO	SB	CS	OBP	SLG	OPS	SF	SAC	HBP	DP	1B	2B	3B	SS	OF	C	E
<a href="#">Calcagno, Mariano</a>	.236	28	89	17	21	5	0	2	12	32	13	0	32	3	3	.358	.360	.717	2	0	5	2	17	0	0	0	10	0	7
<a href="#">Cuesto, Darling</a>	.143	2	7	2	1	0	0	0	0	1	1	0	1	0	0	.250	.143	.393	0	0	0	1	0	0	0	0	0	1	0
<a href="#">De La Cruz, Yeremi</a>	.245	15	53	9	13	3	1	1	8	21	4	0	11	1	3	.298	.396	.694	0	0	0	1	0	0	0	0	0	12	3
* <a href="#">Encarnacion, Yeltsin</a>	.352	34	105	24	37	7	6	1	15	59	18	1	10	4	4	.452	.562	1.014	0	2	1	1	1	12	11	3	0	0	3
<a href="#">Feliz, Jesus</a>	.255	34	110	14	28	6	5	1	18	47	5	0	36	5	4	.333	.427	.761	0	0	8	3	0	5	1	21	0	0	12
# <a href="#">Henriquez, Zaino</a>	.211	24	76	13	16	1	1	0	7	19	9	0	14	1	0	.310	.250	.560	0	5	2	2	4	13	0	0	0	0	3
<a href="#">Heredia, Victor</a>	.300	19	60	10	18	3	0	1	7	24	7	0	14	1	0	.391	.400	.791	0	0	2	0	0	0	0	0	0	13	0
# <a href="#">Marte, Agustin</a>	.305	34	131	24	40	8	2	1	23	55	10	0	32	9	2	.364	.420	.783	0	1	2	2	0	10	3	19	0	0	7
# <a href="#">Martinez, Francisco</a>	.235	31	115	19	27	6	0	3	15	42	12	1	45	2	1	.313	.365	.678	0	0	1	2	0	0	0	0	30	0	4
<a href="#">Martinez, Juan</a>	.305	32	105	19	32	7	2	0	18	43	12	0	22	1	1	.387	.410	.797	3	0	4	2	19	0	0	0	12	0	2
<a href="#">Nunez, Alberoni</a>	.368	35	125	26	46	7	5	2	32	69	14	0	27	5	5	.428	.552	.980	4	0	2	1	0	0	0	0	34	0	0
<a href="#">Perez, Yeison</a>	.247	29	89	13	22	2	1	2	16	32	8	1	9	2	0	.333	.360	.693	1	0	4	2	0	0	0	0	0	25	4
<a href="#">Pimentel, Davinson</a>	.242	9	33	6	8	3	0	1	5	14	5	0	6	1	0	.375	.424	.799	0	0	2	0	0	0	0	0	0	9	2
* <a href="#">Reves, Felix</a>	.237	29	93	16	22	6	3	1	12	37	10	0	39	5	2	.327	.398	.725	1	1	3	0	0	0	0	0	27	0	4
* <a href="#">Salazar, Cesar</a>	.208	22	72	11	15	3	1	0	6	20	11	0	22	4	1	.337	.278	.615	0	1	3	1	0	0	0	0	22	0	1
# <a href="#">Santana, Ruben</a>	.333	32	117	26	39	7	2	0	14	50	11	0	13	4	3	.407	.427	.835	2	1	5	1	12	8	7	2	0	0	4
<a href="#">Urena, Estamy</a>	.336	34	125	28	42	5	3	3	29	62	16	0	15	3	4	.404	.496	.900	4	0	1	4	0	12	2	14	0	0	5
<a href="#">Valdez, Wander</a>	.286	37	126	25	36	10	4	1	18	57	20	1	27	4	2	.387	.452	.839	2	0	2	2	3	0	33	0	0	0	7
* <a href="#">Vasquez, Samuel</a>	.294	36	126	31	37	3	1	1	12	45	17	0	28	14	6	.382	.357	.739	0	1	1	1	0	0	0	0	33	0	1
Team Total	.285	54	1757	333	500	92	37	21	267	729	203	4	403	69	41	.370	.415	.785	19	12	48	28							84

PITCHERS	W	L	ERA	G	GS	CG	SHO	SV	SVO	IP	H	R	ER	HR	HB	BB	IBB	SO	BK	WP	GO/AO	DP	WHIP	AVG	AB	TBF	SF	GF	HLD
* <a href="#">Bellorin, Luis</a>	3	1	2.64	13	3	0	0	0	3	30.2	31	16	9	0	3	14	2	32	0	4	3.00	5	1.47	.261	119	140	2	2	2
<a href="#">Berroa, Prelander</a>	2	0	3.48	6	0	0	0	0	0	10.1	10	7	4	0	0	7	0	10	0	1	0.67	0	1.65	.294	34	47	4	2	0
<a href="#">Castro, Cristian</a>	3	2	4.18	17	0	0	0	1	1	28.0	19	18	13	0	3	22	1	28	1	5	0.75	5	1.46	.204	93	121	1	3	3
<a href="#">Cruz, Steven</a>	3	0	2.95	12	2	0	0	1	2	21.1	15	8	7	0	2	10	0	21	2	1	1.35	1	1.17	.200	75	88	1	3	0
* <a href="#">De La Cruz, Luciano</a>	0	0	5.87	6	0	0	0	0	0	7.2	10	6	5	0	0	4	0	4	1	4	1.63	0	1.83	.294	34	39	1	0	1
<a href="#">Encarnacion, Yeltsin</a>	0	0	0.00	1	0	0	0	0	0	1.0	0	0	0	0	0	0	0	0	0	0	2.00	0	0.00	.000	3	3	0	1	0
<a href="#">Garcia, Yeremi</a>	2	2	5.21	13	0	0	0	2	4	19.0	17	22	11	1	4	18	0	8	0	5	0.52	4	1.84	.243	70	94	2	3	0
<a href="#">German, Osiris</a>	1	1	2.25	10	2	0	0	0	0	24.0	17	9	6	0	4	7	0	19	0	1	1.22	0	1.00	.202	84	98	2	1	3
<a href="#">Gil, Luis</a>	0	2	2.94	11	11	0	0	0	0	33.2	24	14	11	2	4	17	0	38	0	4	1.19	1	1.22	.200	120	142	0	0	0
<a href="#">Gutierrez, Robert</a>	3	0	6.14	11	0	0	0	1	1	22.0	24	17	15	3	2	14	0	21	0	5	1.05	1	1.73	.270	89	106	0	4	0
<a href="#">Marin, Andriu</a>	3	1	2.35	9	8	0	0	0	0	38.1	42	18	10	0	3	10	0	34	1	3	0.75	6	1.36	.290	145	159	0	0	0
<a href="#">Montero, Michael</a>	4	1	2.47	10	10	1	0	0	0	47.1	31	16	13	2	2	12	0	48	0	2	0.80	3	0.91	.186	167	183	2	0	0
<a href="#">Navas, Junior</a>	1	0	0.00	7	2	0	0	2	2	9.2	8	5	0	0	1	7	0	7	0	2	1.10	1	1.55	.235	34	44	2	3	0
<a href="#">Rivas, Elvis</a>	2	1	6.39	15	0	0	0	2	2	25.1	26	24	18	0	4	23	0	31	0	8	1.75	3	1.93	.263	99	128	1	8	0
<a href="#">Sanchez, Fernando</a>	2	3	7.47	17	0	0	0	2	3	31.1	46	30	26	0	3	15	0	15	0	4	1.28	3	1.95	.351	131	152	1	7	1
* <a href="#">Soto, Fredderi</a>	1	1	1.36	12	7	0	0	0	0	39.2	40	10	6	0	0	9	0	24	0	2	1.59	1	1.24	.265	151	161	0	1	0
* <a href="#">Toledo, Jesus</a>	3	0	1.77	10	9	0	0	0	0	35.2	28	7	7	1	7	14	0	23	1	4	1.14	5	1.18	.228	123	147	2	0	0
<a href="#">Torres, Frandy</a>	6	0	0.93	17	0	0	0	5	7	29.0	19	8	3	0	5	11	0	30	0	2	0.65	1	1.03	.188	101	121	4	14	0
* <a href="#">Vasquez, Samuel</a>	0	0	0.00	2	0	0	0	0	0	1.1	0	0	0	0	0	1	0	0	0	0	1.00	0	0.75	.000	4	5	0	1	0
Team Total	39	15	3.20	54	54	1	4	16	25	455.1	407	235	162	9	47	215	3	393	6	57	1.67	40	1.37	.243	1676	1978	25	53	10

KEY: \* - lefthanded hitter/pitcher, # - switch hitter



Dominican Summer League  
North

#	Team	W	L	PCT	GB	Home	Away	Div	Streak	Last10
#	DSL Rangers1	32	21	.604	-	18-8	14-13	32-21		5-5
	DSL Rays2	31	21	.596	0.5	13-13	18-8	31-21	W2	6-4
	DSL Dodgers2	30	24	.556	2.5	16-11	14-13	30-24	L3	4-6
	DSL Pirates	29	25	.537	3.5	15-12	14-13	29-25	W2	5-5
	DSL Cubs1	27	25	.519	4.5	12-14	15-11	27-25	L1	5-5
	DSL Indians/Brewers	22	31	.415	10.0	9-17	13-14	22-31	L2	6-4
	DSL Astros Orange	20	32	.385	11.5	13-12	7-20	20-32	L2	4-6
	DSL Indians	19	31	.380	11.5	14-13	5-18	19-31		3-7

Dominican Summer League  
South

#	Team	W	L	PCT	GB	Home	Away	Div	Streak	Last10
#	DSL Twins	39	15	.722	-	18-9	21-6	39-15	W3	7-3
	DSL Mets1	35	18	.660	3.5	18-8	17-10	35-18	W2	5-5
	DSL Rockies	26	27	.491	12.5	13-14	13-13	26-27	W1	5-5
	DSL Angels	24	27	.471	13.5	12-15	12-12	24-27	W1	5-5
	DSL Phillies Red	24	30	.444	15.0	14-13	10-17	24-30	L3	4-6
	DSL Cardinals	23	31	.426	16.0	11-15	12-16	23-31	L2	6-4
	DSL Yankees	21	32	.396	17.5	12-14	9-18	21-32	L3	3-7
	DSL Nationals	21	33	.389	18.0	14-13	7-20	21-33	L2	4-6

Dominican Summer League  
Northwest



#	Team	W	L	PCT	GB	Home	Away	Div	Streak	Last10
#	DSL Dodgers1	33	18	.647	-	20-5	13-13	33-18		8-2
	DSL Red Sox	33	19	.635	0.5	14-12	19-7	33-19		4-6
	DSL Astros Blue	29	23	.558	4.5	14-12	15-11	29-23		6-4
	DSL Athletics	29	26	.527	6.0	20-8	9-18	29-26	L1	6-4
	DSL Marlins	27	25	.519	6.5	15-11	12-14	27-25	W2	5-5
	DSL Royals	24	26	.480	8.5	15-11	9-15	24-26		5-5
	DSL Rays1	18	33	.353	15.0	11-14	7-19	18-33	L1	5-5
	DSL Braves	15	38	.283	19.0	10-16	5-22	15-38	W1	2-8

Dominican Summer League  
Baseball City

#	Team	W	L	PCT	GB	Home	Away	Div	Streak	Last10
#	DSL Blue Jays	35	19	.648	-	19-8	16-11	35-19	W1	6-4
	DSL Reds	33	21	.611	2.0	16-11	17-10	33-21	W2	7-3
	DSL D-backs1	28	23	.549	5.5	13-13	15-10	28-23	L1	4-6
	DSL Giants	25	25	.500	8.0	11-15	14-10	25-25	L1	5-5
	DSL Mariners	24	29	.453	10.5	10-15	14-14	24-29	W1	5-5
	DSL Orioles	24	29	.453	10.5	8-19	16-10	24-29		4-6
	DSL White Sox	22	31	.415	12.5	12-15	10-16	22-31	L1	5-5
	DSL Padres	19	33	.365	15.0	10-15	9-18	19-33		3-7

Dominican Summer League  
San Pedro

#	Team	W	L	PCT	GB	Home	Away	Div	Streak	Last10
#	DSL Mets2	39	15	.722	-	24-3	15-12	39-15	W8	9-1
	DSL Phillies White	33	21	.611	6.0	20-7	13-14	33-21		6-4
	DSL Rangers2	31	20	.608	6.5	17-10	14-10	31-20		7-3
	DSL Brewers	25	29	.463	14.0	16-10	9-19	25-29		5-5
	DSL Cubs2	24	29	.453	14.5	14-12	10-17	24-29	L1	3-7
	DSL Rojos	24	30	.444	15.0	14-13	10-17	24-30		4-6
	DSL D-backs2	19	34	.358	19.5	10-16	9-18	19-34	L1	4-6
	DSL Tigers	19	36	.345	20.5	12-16	7-20	19-36	W1	2-8

	1	2	3	4	5	6	7	8	9		R	H	E
 GCL Red Sox (17-18)	0	0	0	1	0	3	0	0	0		4	9	1
 GCL Twins (22-14)	5	2	0	3	2	0	0	0	X		12	10	1

W:**Leach** (1-0, 2.45) ;

L:**Mosqueda** (0-4, 6.75) ;

SV:**Molina** (1)

HR:

TWI:**Arias, J** (3)

### GCL Red Sox

Player	Pos	AB	R	H	2B	3B	HR	RBI	BB	SO	AVG*
Cole Brannen	CF	5	0	1	0	0	0	0	0	1	.286
Jagger Rusconi	2B	4	0	0	0	0	0	0	0	3	.308
b- Jecorrah Arnold	PH	1	0	0	0	0	0	0	0	0	.250
Blake Swihart	DH	5	0	0	0	0	0	0	0	2	.091
Pedro Castellanos	1B	4	2	2	0	0	0	0	0	0	.379
Everlouis Lozada	3B	4	0	2	0	0	0	0	0	1	.309
Kervin Suarez	RF	2	0	1	0	0	0	1	0	0	.272
a- Juan Carlos Abreu	PH- LF	1	1	0	0	0	0	0	1	0	.242
Andre Colon	SS	3	1	1	0	0	0	0	1	0	.279
Eduard Conde	C	4	0	0	0	0	0	1	0	1	.250
David Durden	LF- RF	4	0	2	0	0	0	1	0	0	.292
<b>Totals</b>		<b>37</b>	<b>4</b>	<b>9</b>	<b>0</b>	<b>0</b>	<b>0</b>	<b>3</b>	<b>2</b>	<b>8</b>	<b>.261</b>

a-Walked for Suarez in the 6th. b-Popped out for Rusconi in the 9th.

### BATTING

**TB:** Colon; Lozada 2; Durden 2; Suarez; Castellanos 2; Brannen.

**RBI:** Suarez (8); Conde (2); Durden (7).

**2-out RBI:** Durden.

**Runners left in scoring position, 2 out:** Conde 2; Swihart.

**Team RISP:** 2-for-8.

**Team LOB:** 8.

### FIELDING

**E:** Lopez-Soto (1, throw).

### GCL Twins

Player	Pos	AB	R	H	2B	3B	HR	RBI	BB	SO	AVG
Royce Lewis	SS	5	2	1	0	0	0	0	0	1	.287
Emmanuel Morel	2B	4	2	1	0	0	0	0	1	3	.313
Jean Carlos Arias	CF	3	4	3	1	0	1	2	1	0	.330
Humberto Maldonado	CF	1	0	0	0	0	0	0	0	1	.204
Benjamin Rodriguez	1B	2	1	0	0	0	0	1	2	2	.310
Alex Robles	RF	2	2	2	0	0	0	2	1	0	.342
Jared Akins	RF	1	0	0	0	0	0	0	0	0	.200

Taylor Grzelakowski	DH	4	1	1	0	0	0	2	1	1	.250
Roni Tapia	3B	5	0	0	0	0	0	0	0	3	.175
Kerby Camacho	C	3	0	1	0	0	0	3	1	0	.323
Edgar Herrera	LF	2	0	1	0	0	0	2	0	0	.500
a- Dane Hutcheon	PH- LF	2	0	0	0	0	0	0	0	0	.192
<b>Totals</b>		<b>34</b>	<b>12</b>	<b>10</b>	<b>1</b>	<b>0</b>	<b>1</b>	<b>12</b>	<b>7</b>	<b>11</b>	<b>.267</b>

a- Grounded into a forceout for Herrera, E in the 4th.

#### BATTING

**2B:** Arias, J (4, Mendoza, R).

**HR:** Arias, J (3, 5th inning off Lopez-Soto, 1 on, 1 out).

**TB:** Arias, J 7; Lewis; Robles 2; Grzelakowski; Camacho; Morel, E; Herrera, E.

**RBI:** Robles 2 (23); Camacho 3 (6); Herrera, E 2 (2); Rodriguez (26); Grzelakowski 2 (2); Arias, J 2 (19).

**2-out RBI:** Camacho 3; Herrera, E 2.

**Runners left in scoring position, 2 out:** Lewis; Tapia 2; Hutcheon.

**SF:** Rodriguez.

**Team RISP:** 5-for-14.

**Team LOB:** 7.

#### BASERUNNING

**SB:** Lewis (12, 2nd base off Mosqueda/Conde).

#### FIELDING

**E:** Tapia (2, fielding).

### GCL Red Sox

Player	IP	H	R	ER	BB	SO	HR	ERA*
Oddanier Mosqueda (L, 0-4)	1.0	4	5	5	3	2	0	6.75
Ritzi Mendoza	3.0	4	5	5	3	2	0	4.18
Francisco Lopez-Soto	2.0	2	2	1	0	3	1	3.21
Tanner Raiburn	2.0	0	0	0	1	4	0	0.00
<b>Totals</b>	<b>8.0</b>	<b>10</b>	<b>12</b>	<b>11</b>	<b>7</b>	<b>11</b>	<b>1</b>	<b>4.18</b>

### GCL Twins

Player	IP	H	R	ER	BB	SO	HR	ERA
Michael Kohn	1.0	0	0	0	0	2	0	4.50
Landon Leach (W, 1-0)	3.0	5	1	1	0	2	0	2.45
Kevin Marnon	2.0	3	3	0	1	2	0	0.00
Derek Molina (S, 1)	3.0	1	0	0	1	2	0	0.00
<b>Totals</b>	<b>9.0</b>	<b>9</b>	<b>4</b>	<b>1</b>	<b>2</b>	<b>8</b>	<b>0</b>	<b>4.05</b>

**Game Scores:** Mosqueda 19; Kohn 48.

**WP:** Mendoza, R; Lopez-Soto; Marnon.

**IBB:** Robles (by Mendoza, R).

**HBP:** Robles (by Mendoza, R).

**Groundouts-flyouts:** Mosqueda 1-0; Mendoza, R 4-2; Lopez-Soto 3-0; Raiburn 1-1; Kohn 0-0; Leach 6-1; Marnon 1-2; Molina 2-2.

**Batters faced:** Mosqueda 10; Mendoza, R 17; Lopez-Soto 9; Raiburn 7; Kohn 3; Leach 14; Marnon 11; Molina 11.

**Umpires:** HP: Adam Clark. 1B: Rene Gallegos.

**Weather:** 85 degrees, partly cloudy.

**Wind:** 11 mph, R to L.

**First pitch:** 9:59 AM.

**T:** 2:49.

**Venue:** CenturyLink Sports Complex Fields.

**August 5, 2017**

Choose a highlighted category to sort. NOTE: Rate stats do not use qualifiers.

GI ---GAMES BY POSITION---

BATTERS	AVG	G	AB	R	H	2B	3B	HR	RBI	TB	BB	IBB	SO	SB	CS	OBP	SLG	OPS	SF	SAC	HBP	DP	1B	2B	3B	SS	OF	C	E
* <a href="#">Akins, Jared</a>	.200	17	40	9	8	3	0	0	0	11	8	0	13	3	1	.347	.275	.622	0	0	1	0	0	1	0	0	16	0	0
<a href="#">Alvarez, Jhon</a>	.194	15	31	2	6	0	0	0	1	6	6	0	7	0	0	.342	.194	.536	0	1	1	0	0	0	0	0	14	2	
* <a href="#">Arias, Jean Carlos</a>	.330	28	94	17	31	4	3	3	19	50	6	0	22	8	1	.382	.532	.914	0	1	2	0	0	0	0	0	27	0	3
* <a href="#">Baddoo, Akil</a>	.267	20	75	18	20	4	3	1	10	33	9	0	13	4	0	.360	.440	.800	0	0	2	0	0	0	0	0	8	0	0
* <a href="#">Burns, Colton</a>	.308	15	39	8	12	0	0	1	4	15	9	2	11	3	2	.460	.385	.845	0	0	2	0	0	0	0	0	13	0	1
# <a href="#">Camacho, Kerby</a>	.323	11	31	4	10	4	0	0	6	14	9	0	6	2	0	.475	.452	.927	0	0	0	3	2	0	0	0	0	7	4
<a href="#">Cuesto, Darling</a>	.136	7	22	1	3	1	0	0	2	4	3	0	6	0	1	.240	.182	.422	0	0	0	2	0	0	0	0	0	6	1
<a href="#">De La Torre, Ricky</a>	.256	24	90	12	23	1	1	1	6	29	7	0	21	5	4	.316	.322	.639	0	0	1	3	0	14	1	7	0	0	4
* <a href="#">Grzelakowski, Taylor</a>	.250	1	4	1	1	0	0	0	2	1	1	0	1	0	0	.400	.250	.650	0	0	0	0	0	0	0	0	1	0	0
* <a href="#">Herrera, Edgar</a>	.500	1	2	0	1	0	0	0	2	1	0	0	0	0	0	.500	.500	1.000	0	0	0	0	0	0	0	0	1	0	0
* <a href="#">Hutcheon, Dane</a>	.192	10	26	6	5	1	1	0	7	8	3	0	7	1	1	.290	.308	.598	1	0	1	2	0	4	0	0	4	0	1
<a href="#">Lewis, Royce</a>	.287	31	115	36	33	6	1	3	17	50	16	0	15	12	2	.397	.435	.832	0	0	5	1	0	0	0	28	0	0	4
# <a href="#">Maldonado, Humberto</a>	.204	16	49	5	10	3	1	1	9	18	5	1	24	0	1	.291	.367	.658	0	0	1	2	0	0	0	0	16	0	0
# <a href="#">Morel, Emmanuel</a>	.313	20	67	20	21	7	0	0	6	28	10	0	21	7	3	.425	.418	.843	0	0	3	2	0	17	0	0	0	0	4
<a href="#">Olson, Brian</a>	.156	11	32	1	5	1	1	0	6	8	2	0	7	0	0	.229	.250	.479	0	0	1	0	0	0	0	0	0	9	1
* <a href="#">Palka, Daniel</a>	.278	6	18	4	5	0	0	1	2	8	2	0	1	1	0	.350	.444	.794	0	0	0	0	0	0	0	0	4	0	0
<a href="#">Robles, Alex</a>	.342	31	117	20	40	5	0	3	23	54	5	1	9	5	2	.381	.462	.842	1	1	3	6	4	2	3	0	21	0	4
<a href="#">Rodriguez, Benjamin</a>	.310	32	100	13	31	8	2	1	26	46	14	1	24	4	1	.426	.460	.886	1	0	7	1	31	0	0	0	0	1	1
# <a href="#">Salva, Kidany</a>	.174	8	23	3	4	1	0	0	0	5	6	0	4	1	1	.345	.217	.562	0	0	0	1	0	0	0	0	2	5	0
<a href="#">Tademo, Victor</a>	.232	29	95	13	22	3	1	2	16	33	6	0	31	3	1	.286	.347	.633	2	0	2	2	0	1	27	2	0	0	4
<a href="#">Tapia, Roni</a>	.175	18	63	6	11	5	1	1	10	21	3	0	20	1	0	.235	.333	.569	0	0	2	2	1	0	8	0	6	0	2
Team Total	.267	36	1133	199	302	57	15	18	174	443	130	5	263	60	21	.358	.391	.749	5	3	34	27							42
PITCHERS	W	L	ERA	G	GS	CG	SHO	SV	SVO	IP	H	R	ER	HR	HB	BB	IBB	SO	BK	WP	GO/AO	DP	WHIP	AVG	AB	TBF	SF	GF	HLD
* <a href="#">Balan, Petru</a>	0	3	7.13	6	5	0	0	1	1	17.2	19	17	14	0	4	14	1	19	1	3	1.06	2	1.87	.279	68	89	1	1	0
<a href="#">Balan, Vadim</a>	1	1	2.31	9	0	0	0	4	4	11.2	9	9	3	0	3	7	0	9	0	3	2.11	2	1.37	.205	44	56	0	7	0
<a href="#">Balazovic, Jordan</a>	0	3	4.85	6	2	0	0	0	0	26.0	27	15	14	3	2	10	0	19	0	1	0.65	4	1.42	.270	100	114	2	1	0
<a href="#">Beardslev, Tyler</a>	0	0	0.00	2	2	0	0	0	0	5.0	4	0	0	0	1	0	0	5	0	2	2.00	1	0.80	.222	18	19	0	0	0
<a href="#">Bermudez, Jose</a>	2	0	6.91	8	0	0	0	0	1	14.1	21	11	11	1	4	9	1	11	0	4	0.71	1	2.09	.356	59	74	2	4	0
<a href="#">Bizzle, Austin</a>	0	0	2.45	3	0	0	0	0	0	3.2	2	1	1	0	0	2	0	3	0	0	1.67	0	1.09	.167	12	15	1	1	1
<a href="#">Centeno, Henry</a>	0	0	6.75	2	1	0	0	0	0	2.2	2	2	2	0	1	2	0	2	0	0	4.00	2	1.50	.222	9	12	0	0	0
* <a href="#">Clemensia, Taylor</a>	1	3	6.39	6	3	0	0	0	0	12.2	13	14	9	2	5	16	0	11	2	3	0.94	0	2.29	.236	55	76	0	0	1
<a href="#">Cruz, Amilcar</a>	1	0	4.63	9	0	0	0	1	1	23.1	28	13	12	1	4	14	2	21	1	3	1.05	4	1.80	.308	91	110	1	2	1
<a href="#">Enlow, Blayne</a>	1	0	1.80	3	1	0	0	0	0	10.0	5	3	2	1	1	1	0	10	1	0	2.33	0	0.60	.143	35	37	0	0	0
* <a href="#">Featherstone, Zach</a>	0	1	2.70	7	0	0	0	2	3	10.0	8	6	3	0	1	6	0	8	0	4	0.85	0	1.40	.205	39	47	1	4	0
<a href="#">Garcia, Pedro</a>	5	1	2.90	6	2	0	0	0	0	31.0	16	10	10	0	6	10	0	25	2	3	1.13	0	0.84	.148	108	125	0	2	0
<a href="#">Gerics, David</a>	0	0	0.00	1	0	0	0	0	0	1.0	0	1	0	0	2	0	0	2	0	0	1.00	0	0.00	.000	3	5	0	0	0
<a href="#">Graterol, Brusdar</a>	2	0	1.40	5	2	0	0	0	0	19.1	10	3	3	1	2	4	0	21	0	2	1.33	0	0.72	.152	66	72	0	0	0
<a href="#">Haley, Justin</a>	0	0	0.00	1	1	0	0	0	0	1.0	1	0	0	0	0	0	0	1	0	0	1.00	1	1.00	.333	3	3	0	0	0
<a href="#">Hutcheon, Dane</a>	0	0	0.00	1	0	0	0	0	0	0.1	0	0	0	0	0	0	0	1	0	0		0	0.00	.000	1	1	0	1	0
* <a href="#">Jones, Matt</a>	2	1	4.09	8	0	0	0	2	2	22.0	19	11	10	0	6	10	0	14	0	5	1.45	3	1.32	.232	82	98	0	2	0
<a href="#">Jones, Zack</a>	0	0	0.00	1	1	0	0	0	0	1.0	0	0	0	0	0	0	0	2	0	0	1.00	0	0.00	.000	3	3	0	0	0
<a href="#">Kohn, Michael</a>	0	0	3.00	2	2	0	0	0	0	3.0	3	1	1	0	0	0	0	3	0	0	2.00	0	1.00	.250	12	12	0	0	0
<a href="#">Leach, Landon</a>	1	0	3.38	2	1	0	0	0	0	2.2	3	2	1	0	0	2	0	3	0	1	4.00	0	1.88	.273	11	13	0	0	0
<a href="#">Maldonado, Humberto</a>	0	0	0.00	1	0	0	0	0	0	0.1	1	0	0	0	0	0	0	1	0	0	1.00	0	3.00	.333	3	3	0	1	0
* <a href="#">Marnon, Kevin</a>	0	0	0.00	2	0	0	0	0	0	4.0	4	3	0	0	0	1	0	3	0	1	0.29	0	1.25	.250	16	17	0	1	0
<a href="#">Moica, Juan</a>	3	0	7.24	8	1	0	0	0	0	13.2	17	12	11	1	2	14	0	7	2	4	0.88	0	2.27	.315	54	72	2	3	0
<a href="#">Molina, Derek</a>	0	0	0.00	4	2	0	0	1	1	7.0	4	0	0	0	0	2	0	6	0	0	0.27	0	0.86	.167	24	26	0	1	1
* <a href="#">Perkins, Glen</a>	0	0	0.00	2	2	0	0	0	0	2.0	1	0	0	0	0	1	0	3	0	0	2.00	0	1.00	.143	7	8	0	0	0
<a href="#">Rosenstein, Joe</a>	0	0	9.00	3	0	0	0	1	1	5.0	7	6	5	0	1	6	0	2	0	4	1.75	2	2.60	.350	20	27	0	1	1
<a href="#">Schutte, Matz</a>	0	0	9.00	6	0	0	0	2	2	11.0	7	13	11	2	3	12	0	7	1	1	1.08	3	1.73	.189	37	52	0	4	0
<a href="#">Suniaga, Carlos</a>	3	0	2.28	7	4	0	0	0	0	27.2	21	8	7	1	4	9	1	21	0	2	1.44	3	1.08	.210	100	116	2	0	0
<a href="#">Tepesch, Nick</a>	0	1	11.25	3	3	0	0	0	0	8.0	11	10	10	0	2	3	0	6	0	1	2.60	0	1.75	.324	34	40	1	0	0
<a href="#">Wells, Tyler</a>	0	0	0.00	2	1	0	0	0	0	5.0	2	1	0	0	0	1	0	7	0	1	1.00	0	0.60	.118	17	18	0	0	0
Team Total	22	14	4.05	36	36	0	5	14	16	302.0	265	172	136	13	54	156	5	253	10	48	1.46	28	1.39	.234	1131	1360	13	36	5

KEY: \* - lefthanded hitter/pitcher, # - switch hitter

Gulf Coast League East

	<b>W</b>	<b>L</b>	<b>PCT</b>	<b>GB</b>	<b>Home</b>	<b>Away</b>	<b>Div</b>	<b>Streak</b>	<b>Last10</b>
# GCL Nationals	20	12	.625	-	9-6	11-6	20-12		7-3
GCL Astros	18	15	.545	2.5	9-7	9-8	18-15	L1	4-6
GCL Cardinals	17	16	.515	3.5	12-6	5-10	17-16	W4	5-5
GCL Marlins	16	18	.471	5.0	10-7	6-11	16-18	L1	6-4
GCL Mets	11	21	.344	9.0	8-8	3-13	11-21		4-6

Gulf Coast League Northeast

	<b>W</b>	<b>L</b>	<b>PCT</b>	<b>GB</b>	<b>Home</b>	<b>Away</b>	<b>Div</b>	<b>Streak</b>	<b>Last10</b>
# GCL Braves	20	16	.556	-	10-8	10-8	9-7	W2	8-2
GCL Yankees East	16	18	.471	3.0	7-9	9-9	8-8	L4	3-7
GCL Pirates	13	23	.361	7.0	8-10	5-13	9-7	W1	3-7
GCL Tigers East	10	24	.294	9.0	7-10	3-14	6-10		3-7

Gulf Coast League Northwest

	<b>W</b>	<b>L</b>	<b>PCT</b>	<b>GB</b>	<b>Home</b>	<b>Away</b>	<b>Div</b>	<b>Streak</b>	<b>Last10</b>
# GCL Blue Jays	24	12	.667	-	12-6	12-6	11-5	L1	7-3
GCL Phillies	21	13	.618	2.0	13-4	8-9	10-5		7-3
GCL Yankees West	17	15	.531	5.0	9-7	8-8	5-9		5-5
GCL Tigers West	17	17	.500	6.0	11-7	6-10	4-11	W5	5-5

Gulf Coast League South

	<b>W</b>	<b>L</b>	<b>PCT</b>	<b>GB</b>	<b>Home</b>	<b>Away</b>	<b>Div</b>	<b>Streak</b>	<b>Last10</b>
# <b>GCL Twins</b>	<b>22</b>	<b>14</b>	<b>.611</b>	<b>-</b>	<b>12-6</b>	<b>10-8</b>	<b>22-14</b>	<b>W4</b>	<b>6-4</b>
GCL Orioles	18	18	.500	4.0	11-7	7-11	18-18	L1	5-5
GCL Red Sox	17	18	.486	4.5	11-6	6-12	17-18	L3	4-6
GCL Rays	14	21	.400	7.5	12-6	2-15	14-21	W1	5-5

## MINOR LEAGUE CLIPS

### **Lookouts lose 14-3 on 'Used Car Night'**

Staff | Times Free Press | August 6, 2017

The Chattanooga Lookouts suffered a 14-3 thumping against the Jackson Generals on Saturday night at AT&T Field, but there were at least 11 spectators who didn't seem to mind.

Saturday marked the 25th consecutive year the Lookouts have conducted their popular "Used Car Night," which encompasses all 18 seasons at AT&T Field and the last seven at Engel Stadium. Among the 11 vehicles given away were a 2007 Jeep Liberty, a 2008 Buick LaCrosse, a 2006 Volkswagen Jetta and a 2002 Toyota Camry.

The game sold out more than six hours before Saturday's first pitch, according to Lookouts general manager Rich Mozingo. That marked the earliest sellout for a Lookouts home contest since Mozingo took over the daily operations of the franchise in August 2011 so former owner Frank Burke could focus on the sale of the team.

Picture-perfect weather this weekend didn't hurt the attendance, either.

"This is one of the nicest days I can remember in the summer," Mozingo said an hour before the first pitch. "It's August 5th, and we've got this? It's unbelievable."

The Lookouts took a 2-0 lead in the fourth inning when Max Murphy and Carlos Paulino singled to center field and Travis Harrison doubled to left. The Generals trimmed the deficit to 2-1 in the fifth on Daniel Lockhart's double to center that scored Kelly Dugan.

Jackson had the bases loaded with two out in the seventh inning when Kevin Cron's single to center scored Marty Herum and Lockhart to put the Generals ahead for the first time. Michael Perez followed with a single to right that scored Emilio Bonifacio to make it 4-2.

Jamie Westbrook's grand slam to right in the eighth inning scored Bonifacio, Cron and Perez and gave the Generals a 12-2 lead.

### **Baseball notebook: Minnesota Twins employ roving nutritionist to make sure minor leaguers eating properly**

Jeff Johnson | The Gazette | August 5, 2017

CEDAR RAPIDS — You've heard of roving pitching instructors in baseball, roving hitting instructors, roving catching instructors. Kate Moran is the roving nutritionist for the Minnesota Twins.

Yes, that's a real thing. Moran was in Cedar Rapids for a few days during a week-long Kernels homestand to counsel players on their eating habits and to make sure they were getting appropriate pregame and postgame meals.

She is in her second season with the Twins organization. Based at the Twins' complex in Fort Myers, Fla., she travels twice during the season to each of Minnesota's minor-league affiliates, including the Dominican Republic.

"I love it. I'm really lucky to have this job," she said. "I worked in higher education at different universities (before), so I love this age group. Especially with pro athletes, they are eager to learn. They want the edge, and nutrition is definitely an edge for them."

The Kernels have meals prepared for them by in-house chefs before all games, home and road. These are of the healthy variety: lots of chicken, whole grains and vegetables.

And fruit. Moran said this group of players loves its fruit.

"Fueling them before and after the game, working with our clubhouse managers to provide food during the game and while they are here during the day," she said of her duties. "Educating them on healthy options. How to eat on the road, while they are on the bus. Make sure sleep is a priority for them. Managing their stress, managing their eating habits, just educating them on the long-term career."

She'll even tour grocery stores with players to point out proper nutritional choices. The days of eating at ballpark concession stands, Taco Bell, Pizza Hut and Wendy's is out for Twins minor leaguers.

Those used to be staples for minor leaguers, who receive just \$25 a day in road meal money. Moran did OK a pizza party earlier this season thrown by the Kernels Booster Club, but that's the exception and not the rule.

"Now and again they'll have some more indulgent meals, but we try and keep it health focused about 80 percent of the time," she said. "We focus on good nutrition and health. Then the other 20 percent of the time, maybe it's postgame after a day game or they have an off day, they can have more of those 'treat' meals. We just try to keep them happy. Happy and healthy."

#### DAYTON'S SIRI SETS MWL HIT-STREAK RECORD

Outfielder Jose Siri of the Dayton Dragons set the Midwest League for getting a hit in the most consecutive games Monday night and just kept extending it ... until Friday night.

That's when Siri saw a 39-game hit streak end. An eighth-inning double in a loss Thursday night to Great Lakes increased Siri's impressive streak to 39.

The previous MWL record of 35 was set by Waterloo's Tony Troups in 1977.

The overall minor league record is 69 games, set by Joe Wilhoit in 1919. He played for Wichita in the defunct Western League.

#### PEORIA'S TORSCLAIR WITH UNIQUE CYCLE

Stefan Trosclair entered the eighth inning of the Peoria Chiefs game Friday night against Beloit just 1-for-3 with a home run. He ended it with the cycle.

The infielder batted twice in a 10-run eighth inning, picking up a double and triple. He got one more opportunity in the ninth to hit and singled to left for one of the more unique cycles you'll see.

#### SCHEBLER TO DL

Former Cedar Rapids Prairie prep Scott Schebler was placed on the 10-day disabled list last week by the Cincinnati Reds.

Schebler first hurt his left shoulder making a diving catch in a game in June and it has hindered him since. Schebler hit just .146 in July.

#### HOW THEY'RE DOING

Jake Adams (University of Iowa) — Big first baseman went 2-for-3 with his eighth home run of the season Friday night for Short Season-A Tri-City (Astros). Hitting .193 in 33 games, with 18 RBIs overall.

Joel Booker (University of Iowa) — Back-to-back two-hit games for the outfielder at high-A Winston-Salem (White Sox), boosting overall batting average to .203 in 32 games.

Matt Dermody (University of Iowa) — Four relief appearances since returning to big leagues for Toronto Blue Jays last week. Picked up his first MLB win with three-inning shutout stint against Los Angeles Angels. Has 15.75 ERA in five appearances overall this season.

Ryan Erickson (University of Iowa) — Nine pitching appearances for Arizona Rookie League White Sox, has a save and 9.26 ERA.

Blake Hickman (University of Iowa) — Is 3-5 with a 4.10 ERA in 12 starts for low-A Kannapolis (White Sox). Has allowed fewer hits (66) than innings pitched (68).

Jon Keller (Cedar Rapids Xavier) — Is 0-1 with a save and 1.29 ERA in four relief appearances since joining high-A Frederick (Orioles). Also has spent time at Short Season-A Aberdeen and Double-A Bowie.

Mitch Keller (Cedar Rapids Xavier) — Promoted this week by Pirates from high-A Bradenton to Double-A Altoona. Went 6-3 with a 3.14 ERA in 15 starts for Bradenton.

Derrick Loveless (Solon) — Outfielder went 2-for-4 Friday night with his first home run of the season for Double-A New Hampshire (Blue Jays). Hitting .253 in 57 games for Fisher Cats.

Mason McCoy (University of Iowa) — Shortstop had three hits and an RBI Friday night for Short Season-A Aberdeen (Orioles) to boost his batting average to .325 in 26 games.

Tyler Peyton (University of Iowa) — Has pitched five innings and given up just a run in each of his last two starts for low-A South Bend (Cubs). Has 3.74 ERA and 3-3 record in 14 games for Cubs.

A.J. Puk (Cedar Rapids Washington) — Struck out 13 in 6 2/3 innings in his start Thursday night for Double-A Midland (Athletics). Has 5.66 ERA and 1-3 record in eight starts for RockHounds.

Jake Yacinich (University of Iowa) — Shortstop went 5-for-20 with three RBIs in six games he appeared as emergency injury recall to Triple-A Salt Lake (Angels). Has been sent back to high-A Inland Empire, where he is hitting .269 in 71 games.