



MAJOR LEAGUE BASEBALL

WEEKLY NOTES

THURSDAY, SEPTEMBER 7, 2017

2017 POSTSEASON OUTLOOK



Series
AL Wild Card Game
NL Wild Card Game

2017 WILD CARD GAMES (AL GAMES IN RED, NL GAMES IN GREEN)

Date
Tuesday, October 3
Wednesday, October 4

Network
ESPN
TBS



Air Time (ET)
TBA
TBA



2017 DIVISION SERIES (AL GAMES IN RED, NL GAMES IN GREEN)



Series

ALDS A Game 1
ALDS B Game 1
ALDS A Game 2
ALDS B Game 2
NLDS A Game 1
NLDS B Game 1
NLDS A Game 2
NLDS B Game 2
ALDS A Game 3
ALDS B Game 3
ALDS A Game 4
ALDS B Game 4
NLDS A Game 3
NLDS B Game 3
NLDS A Game 4
NLDS B Game 4
ALDS A Game 5
ALDS B Game 5
NLDS A Game 5
NLDS B Game 5

Date

Thursday, October 5
Thursday, October 5
Friday, October 6
Friday, October 6
Friday, October 6
Friday, October 6
Saturday, October 7
Saturday, October 7
Sunday, October 8
Sunday, October 8
Monday, October 9
Monday, October 9
Monday, October 9
Monday, October 9
Tuesday, October 10
Tuesday, October 10
Wednesday, October 11
Wednesday, October 11
Thursday, October 12
Thursday, October 12

Network

FS1 or MLBN
FS1 or MLBN
FS1 or MLBN
FS1 or MLBN
TBS
TBS
TBS
TBS
FS1 or MLBN
FS1 or MLBN
FS1
FS1
TBS
TBS
TBS
TBS
FS1
FS1
TBS
TBS

Air Time (ET)

TBA
TBA
TBA
TBA
TBA
TBA
TBA
TBA
TBA
TBA
TBA
TBA
TBA
TBA
TBA
TBA
TBA
TBA
TBA
TBA

A = Involves club with best record vs. Wild Card Game Winner; B = Non-Wild Card Series


NOTE: One Division Series will feature a Division Winner vs. the winner of the Wild Card Game. The other DS will feature the two remaining Division Winners. The Division Series will follow a 2-2-1 format and the Wild Card Club will not hold home-field advantage regardless of record.

TBS will air all NLDS games, while FS1 and MLB Network will combine to air all ALDS games.

Italics above indicate if necessary.



2017 LEAGUE CHAMPIONSHIP SERIES
(AL GAMES IN RED, NL GAMES IN GREEN)



Series	Date	Network	Air Time (ET)
ALCS Game 1	Friday, October 13	FOX or FS1	TBA
ALCS Game 2	Saturday, October 14	FOX or FS1	TBA
NLCS Game 1	Saturday, October 14	TBS	TBA
NLCS Game 2	Sunday, October 15	TBS	TBA
ALCS Game 3	Monday, October 16	FOX or FS1	TBA
NLCS Game 3	Tuesday, October 17	TBS	TBA
ALCS Game 4	Tuesday, October 17	FOX or FS1	TBA
ALCS Game 5	Wednesday, October 18	FOX or FS1	TBA
NLCS Game 4	Wednesday, October 18	TBS	TBA
NLCS Game 5	Thursday, October 19	TBS	TBA
ALCS Game 6	Friday, October 20	FOX or FS1	TBA
NLCS Game 6	Saturday, October 21	TBS	TBA
ALCS Game 7	Saturday, October 21	FOX or FS1	TBA
NLCS Game 7	Sunday, October 22	TBS	TBA



2017 WORLD SERIES



Game	Date	Site	Network	Air Time (ET)
Game 1	Tuesday, October 24	at Better Record	FOX	TBA
Game 2	Wednesday, October 25	at Better Record	FOX	TBA
Game 3	Friday, October 27	at Lower Record	FOX	TBA
Game 4	Saturday, October 28	at Lower Record	FOX	TBA
Game 5	<i>Sunday, October 29</i>	<i>at Lower Record</i>	<i>FOX</i>	<i>TBA</i>
Game 6	<i>Tuesday, October 31</i>	<i>at Better Record</i>	<i>FOX</i>	<i>TBA</i>
Game 7	<i>Wednesday, November 1</i>	<i>at Better Record</i>	<i>FOX</i>	<i>TBA</i>

Italics above indicate if necessary.

2017 AMERICAN LEAGUE POSTSEASON OUTLOOK
(Through Games of Wednesday, September 6th)

Division Races (including teams within 10.0 games of first place)

EAST	W-L	Pct.	GB	CENTRAL	W-L	Pct.	GB	WEST	W-L	Pct.	GB
BOS	79-61	.564	---	CLE	83-56	.597	---	HOU	86-53	.619	---
NYY	74-64	.536	4.0								
BAL	71-68	.511	7.5								
TB	70-71	.496	9.5								

AL WILD CARD RACE

Club	W-L	Pct.	GB*
NYY	74-64	.536	---
MIN	72-67	.518	--- (2.5 behind NYY)
LAA	72-68	.514	0.5
BAL	71-68	.511	1.0
TEX	70-69	.504	2.0
KC	69-69	.500	2.5
TB	70-71	.496	3.0
SEA	69-71	.493	3.5
TOR	64-76	.457	8.5

*The "games behind" column in the Wild Card standings reflects games behind the second Wild Card team.

Teams Eliminated from the Division Races:

Chicago White Sox, Detroit Tigers, Oakland Athletics

Teams Eliminated from Postseason Contention:

None

Magic Numbers for AL Division Leaders and Wild Card:

East: Boston Red Sox – 20 (Mathematical Magic Number for Postseason Berth – 16; *Actual – 16)
Central: Cleveland Indians – 13 (Mathematical Magic Number for Postseason Berth – 12; *Actual – 12)
West: Houston Astros – 9 (Mathematical Magic Number for Postseason Berth – 9; *Actual – 9)
Wild Card: New York Yankees – 21 (*Actual – 21)
 Minnesota Twins – 23 (*Actual – 23)

(To calculate a mathematical Magic Number, first determine the number of games yet to be played, add one, then subtract the number of games ahead in the loss column of the standings from the closest opponent. *Actual magic numbers take into consideration the remaining matchups during the 2017 regular season.)

Season Series Records for Tie-Breakers

Following are several notable season-series records for potential one-game tie-breakers or to determine Postseason seeding (other possibilities will be added as they become necessary); potential one-game tie-breakers, if necessary, would be scheduled for Monday, October 2nd:

- *NYY won season series vs. BOS, 11-8
- *MIN leads NYY, 2-1 (3 games left)
- *BOS won season series vs. CLE, 4-3
- *CLE won season series vs. HOU, 4-2
- *LAA won season series vs. NYY, 4-2
- *NYY leads BAL, 8-6 (5 games left)
- *TEX leads NYY, 2-1 (3 games left)
- *NYY won season series vs. KC, 4-2
- *NYY won season series vs. SEA, 5-2
- *NYY leads TB, 8-5 (6 games left)
- *MIN won season series vs. LAA, 5-2
- *MIN won season series vs. BAL, 5-2
- *MIN won season series vs. TEX, 4-3
- *MIN leads KC, 9-6 (4 games left)
- *SEA won season series vs. MIN, 4-3
- *TB won season series vs. MIN, 4-2
- *LAA won season series vs. BAL, 4-2
- *TEX leads LAA, 10-6 (3 games left)
- *KC won season series vs. LAA, 6-1
- *LAA leads SEA, 9-4 (6 games left)
- *TB won season series vs. LAA, 4-3
- *BAL won season series vs. TEX, 6-1
- *BAL-KC tied season series, 3-3
- *BAL won season series vs. SEA, 4-2
- *BAL-TB tied, 6-6 (7 games left)
- *TEX won season series vs. KC, 6-1
- *SEA leads TEX, 8-4 (7 games left)
- *TEX won season series vs. TB, 4-2
- *KC won season series vs. SEA, 5-2
- *KC won season series vs. TB, 4-3
- *SEA won season series vs. TB, 5-1

American League Wild Card Game

- Home-field advantage will go to the Wild Card winner who had the higher winning percentage during the regular season.

American League Division Series

- Home-field advantage will go to the two Division winners who had the highest winning percentage during the regular season (Games 1-2 and 5).
- The Wild Card team that wins the Wild Card Game can NEVER have home-field advantage, but CAN play a team from its own division in the Division Series.

American League Championship Series

- The Division Series winner with the higher regular season winning percentage (but NEVER the Wild Card) will have the home-field advantage (Games 1-2 and 6-7).

World Series

- Home-field advantage in the World Series (Games 1-2 and 6-7) will go to the team with the higher regular season winning percentage, regardless of whether team is a Wild Card winner or Division winner.

If the Postseason began *today*, the American League match-ups would be:

WILD CARD GAME

Wild Card Game: MIN @ NYY

DIVISION SERIES

Games 1, 2 and 5*: MIN/NYY @ HOU

Games 3 and 4*: HOU @ MIN/NYY

Games 1, 2 and 5*: BOS @ CLE

Games 3 and 4*: CLE @ BOS

LEAGUE CHAMPIONSHIP SERIES

Possibility #1 – If the Houston Astros advance to the ALCS:

Games 1, 2, 6* and 7*: BOS/CLE @ HOU

Games 3, 4 and 5*: HOU @ BOS/CLE

Possibility #2 – If the New York Yankees or Minnesota Twins, as a Wild Card, advance to the ALCS:

Games 1, 2, 6* and 7*: MIN/NYY @ BOS/CLE

Games 3, 4 and 5*: BOS/CLE @ MIN/NYY

* - If necessary

2017 NATIONAL LEAGUE POSTSEASON OUTLOOK
(Through Games of Wednesday, September 6th)

Division Races (including teams within 10.0 games of first place)

EAST	W-L	Pct.	GB	CENTRAL	W-L	Pct.	GB	WEST	W-L	Pct.	GB
WSH	85-54	.612	---	CHI	76-63	.547	---	LAD	92-47	.662	---
				STL	72-67	.518	4.0				
				MIL	72-68	.514	4.5				
				PIT	67-73	.479	9.5				

NL WILD CARD RACE

Club	W-L	Pct.	GB*
ARI	82-58	.586	---
COL	74-65	.532	--- (7.5 behind Arizona)
STL	72-67	.518	2.0
MIL	72-68	.514	2.5
MIA	67-72	.482	7.0
PIT	67-73	.479	7.5

*The "games behind" column in the Wild Card standings reflects games behind the second Wild Card team.

Teams Eliminated from the Division Races:

New York Mets, Philadelphia Phillies, San Diego Padres, San Francisco Giants

Teams Eliminated from Postseason Contention:

None

Magic Numbers for NL Division Leaders and Wild Card:

East: Washington Nationals – 6 (*Mathematical Magic Number for Postseason Berth – 6; *Actual – 6*)
Central: Chicago Cubs – 20 (*Mathematical Magic Number for Postseason Berth – 20; *Actual – 18*)
West: Los Angeles Dodgers – 13 (*Mathematical Magic Number for Postseason Berth – 4; *Actual – 2*)
Wild Card: Arizona Diamondbacks – 14 (**Actual – 12*)
 Colorado Rockies – 22 (**Actual – 20*)

(To calculate a mathematical Magic Number, first determine the number of games yet to be played, add one, then subtract the number of games ahead in the loss column of the standings from the closest opponent.

*Actual magic numbers take into consideration the remaining matchups during the 2017 regular season.)

Season Series Records for Tie-Breakers

Following are several notable season-series records for potential one-game tie-breakers or to determine Postseason seeding (other possibilities will be added as they become necessary); potential one-game tie-breakers, if necessary, would be scheduled for Monday, October 2nd:

*CHI leads MIL, 7-5 (7 games left)

*CHI leads STL, 8-4 (7 games left)

*ARI leads COL, 9-6 (4 games left)

*COL won season series vs. MIL, 4-3

*STL won season series vs. COL, 4-2

*MIA leads COL, 3-0 (3 games left)

*MIL leads STL, 9-7 (3 games left)

National League Wild Card Game

- Home-field advantage will go to the Wild Card winner who had the higher winning percentage during the regular season.

National League Division Series

- Home-field advantage will go to the two Division winners who had the highest winning percentage during the regular season (Games 1-2 and 5).
- The Wild Card team that wins the Wild Card Game can NEVER have home-field advantage, but CAN play a team from its own division in the Division Series.

National League Championship Series

- The Division Series winner with the higher regular season winning percentage (but NEVER the Wild Card) will have the home-field advantage (Games 1-2 and 6-7).

World Series

- Home-field advantage in the World Series (Games 1-2 and 6-7) will go to the team with the higher regular season winning percentage, regardless of whether team is a Wild Card winner or Division winner.

If the Postseason began *today*, the National League match-ups would be:

WILD CARD GAME

Wild Card Game: COL @ ARI

DIVISION SERIES

Games 1, 2 and 5*: COL/ARI @ LAD

Games 3 and 4*: LAD @ COL/ARI

Games 1, 2 and 5*: CHI @ WSH

Games 3 and 4*: WSH @ CHI

LEAGUE CHAMPIONSHIP SERIES

Possibility #1 – If the Los Angeles Dodgers advance to the NLCS:

Games 1, 2, 6* and 7*: CHI/WSH @ LAD

Games 3, 4 and 5*: LAD @ CHI/WSH

Possibility #2 – If the Arizona Diamondbacks or the Colorado Rockies, as a Wild Card, advance to the NLCS:

Games 1, 2, 6* and 7*: ARI/COL @ CHI/WSH

Games 3, 4 and 5*: CHI/WSH @ ARI/COL

* - If necessary

MLB ON-AIR THIS WEEK
(All Times ET)

Thursday, September 7th: Chicago Cubs at Pittsburgh Pirates 7:05 p.m.
Philadelphia Phillies at Washington Nationals 7:05 p.m.
St. Louis Cardinals at San Diego Padres 9:10 p.m.
Colorado Rockies at Los Angeles Dodgers 10:10 p.m.

Friday, September 8th: Baltimore Orioles at Cleveland Indians 7:10 p.m.
Tampa Bay Rays at Boston Red Sox 7:10 p.m.

Saturday, September 9th: Milwaukee Brewers at Chicago Cubs 4:05 p.m.
Houston Astros at Oakland Athletics 4:05 p.m.
Tampa Bay Rays at Boston Red Sox 7:10 p.m.
Minnesota Twins at Kansas City Royals 7:15 p.m.
San Diego Padres at Arizona D-backs 8:10 p.m.
Colorado Rockies at Los Angeles Dodgers 9:10 p.m.

Monday, September 11th: New York Yankees at Tampa Bay Rays 7:10 p.m.
Detroit Tigers at Cleveland Indians 7:10 p.m.
Colorado Rockies at Arizona D-backs 9:40 p.m.
Los Angeles Dodgers at San Francisco Giants 10:15 p.m.

Tuesday, September 12th: New York Yankees at Tampa Bay Rays 7:10 p.m.
Oakland Athletics at Boston Red Sox 7:10 p.m.

Wednesday, September 13th: Detroit Tigers at Cleveland Indians 12:10 p.m.
Chicago White Sox at Kansas City Royals 2:15 p.m.



Saturday, September 9th: New York Yankees at Texas Rangers 1:05 p.m.
Baltimore Orioles at Cleveland Indians 1:05 p.m.

Sunday, September 10th: Baltimore Orioles at Cleveland Indians 8:05 p.m.
Wednesday, September 13th: Los Angeles Dodgers at San Francisco Giants 10:15 p.m.



Sunday, September 10th: Colorado Rockies at Los Angeles Dodgers 4:10 p.m.




INTERLEAGUE TRACKER

<u>League</u>	<u>2017 Record</u>	<u>Batting Average</u>	<u>ERA</u>
American League	148-134	.262 (2,523-for-9,638)	4.28
National League	134-148	.252 (2,414-for-9,582)	4.45


EVERY PICTURE TELLS A STORY

(by MLB Official Historian John Thorn)


A Base Ball Puzzle from 1889 Can you Solve it? Answer Shown at Bottom




Pictured above is the last card (No. 15) of the exceedingly scarce Puzzle Card set Duke Sons & Co. issued in 1889 to promote Honest Long Cut Tobacco. Each of the N125 "Puzzles" cards offered instructions on the back, while devilishly providing the answer to another puzzle on the verso, compelling the perplexed cigarette purchaser to chase after his solution. Take my word for it, the other 14 puzzles are far more difficult than the one presented above! (Don't believe me? Here's Puzzle No. 4, below.)



And here is the verso of the "Base Ball Puzzle," with its solution for Puzzle No. 4 above:



Some familiarity with the baseball scene in 1889 will be helpful, but not imperative. I thought you might like to try to solve it, but if you're in a hurry (and yet curious), the answer is supplied below, upside down. If you're reading this is in PDF form, simply go to the "View" tab above and rotate the page!



LINE DRIVES (Compiled from Club Game Notes)

EFFECTIVE STRATEGY TO WINNING BASEBALL GAMES: Before surrendering a 1-0 lead in last night's game against the Los Angeles Dodgers, the Arizona Diamondbacks entered the contest having not trailed at any point in the previous 97.0 innings, matching the 1947 Brooklyn Dodgers for the second-longest streak by a Major League team in the Modern Era (1942 New York Yankees, 100.0).

DRIVE 'EM IN: Orioles second baseman Jonathan Schoop drove in his 100th RBI of the season last Thursday, his first career 100-RBI season. He became the fastest Oriole to reach 100 RBI (August 31st) since his teammate Chris Davis in 2013 (August 1st). Schoop has established an Orioles record for RBI by a second baseman (primary position), passing Hall of Famer Roberto Alomar, who logged 94 RBI in 1996.

BAT ADAMS: Braves first baseman Matt Adams clubbed a fourth-inning homer on Monday, his 20th of the season and his 19th with Atlanta. His 19 home runs are tied for the most in a single season by an Atlanta mid-season trade acquisition. Fred McGriff hit 19 in 1993. The Braves franchise record is held by Frank Thomas, who hit 25 in 1961 after the club acquired him on May 9.

RAYS TIE CLUB RECORD: The Rays have hit a home run in 17 straight games, tied for the second-longest streak in club history and matching the club record within one season (also April 15-May 3, 2013). The longest streak in the Majors this season was 19 games by Houston (May 23rd-June 11th).

30 2B, 30 HR, 100 RBI: Last weekend, Anthony Rizzo hit a three-run triple in the fourth inning to give him 100 RBI on the season, reaching 30 doubles, 30 homers and 100 RBI for the third-straight campaign, doing so this season before Labor Day. He is only the fourth Cub ever to reach those thresholds in at least three seasons, joining Hack Wilson (four times, 1927-30), Billy Williams (three times, 1965, 1970, 1972) and Sammy Sosa (three times, 1997, 2000-01).

MILESTONE HOME RUN: Mariners third baseman Kyle Seager clubbed his 22nd home run of the season last night. It is his sixth straight season with at least 20 home runs, joining Jay Buhner (seven, 1991-97) and Edgar Martinez (seven, 1995-2001) as the only Mariners to collect more than 20 homers in six-or-more consecutive years. In addition, Kyle has at least 20 home runs and 30 doubles for the fifth season overall (also: 2012-13, 2015-16). He is one of three Mariners to accomplish this feat in five-or-more seasons, joining Martinez (seven) and Hall of Famer Ken Griffey Jr. (five).

HOME COOKIN': Cincinnati Reds third baseman Eugenio Suárez is only the fourth batter to hit at least 20 home runs in a single season at Great American Ball Park (since 2003), joining Adam Dunn (2004-06), Jay Bruce (2012) and Todd Frazier (2014).

THE LONG BALL: The A's hit three home runs Tuesday night and now have 197 for the season, which is tied for the seventh-highest single season total in Athletics history (243 in 1996, 239 in 2000, 235 in 1999, 205 in 2002, 199 in 2001, 199 in 1987, 197 in 1997). Oakland needs three more home runs to reach 200 for the fifth time in Athletics history.

GEORGIA TECH LOST, TAKE IT OUT ON SF: Rockies outfielder Charlie Blackmon's 86 RBI when batting first are the second-most by a National League leadoff hitter since 1914 (Hall of Famer Craig Biggio had 88 in 1998). In addition, he is the 10th player in franchise history and the first Rockie since Todd Helton in 2003 with 60-or-more multi-hit games in a single season.

SEEING DOUBLE: Red Sox outfielder Mookie Betts recorded his 41st and 42nd doubles of the season Tuesday night, tied for second-most in the Majors. Betts is only the third Red Sox player ever with at least 40 doubles in three consecutive years, joining Wade Boggs (1985-91) and Jody Reed (1989-91).

HISTORIC FIRSTS: Tigers rookies JaCoby Jones and John Hicks each posted their first career multi-homer games in Tuesday night's win. According to Elias, Jones and Hicks are the second pair of rookie teammates in Major League history to each hit two homers in the same game, joining Jay Bruce and Joey Votto, who did so for the Cincinnati Reds on September 19, 2008 vs. the Milwaukee Brewers.

IN WALKS THE JUDGE: Yankees outfielder Aaron Judge is the fifth rookie in Baseball history to draw at least 100 walks in a season, joining Les Fleming (106 in 1942), Hall of Famer Ted Williams (105 in 1939), Lu Blue (103 in 1921) and Jim Gilliam (100 in 1953). He is also the fourth rookie to draw 100 walks and score 100 runs in a season, joining Williams (131 runs, 105 walks), Blue (103 runs, 103 walks) and Gilliam (125 runs, 100 walks).

MOVE OVER, MIKE: On Sunday, Dodgers rookie sensation Cody Bellinger broke Hall of Famer Mike Piazza's nearly 24-year-old record for home runs by a Dodger rookie in a single-season, belting his 36th of 2017. With the homer, Bellinger also tied José Abreu (2014) for the seventh-most longballs in a single season by a big league rookie and now trails Al Rosen (1950) and Albert Pujols (2001) by just one for fifth all-time.

53: Marlins outfielder Giancarlo Stanton hit his 53rd home run of the season Monday night, putting him at the same number of homers through September 4th as Roger Maris during his 61-homer campaign in 1961. The blast tied him with Chris Davis (2013) for the most homers in MLB in the last seven seasons, and it marked the most in the National League since Ryan Howard hit 58 in 2006.

ELIAS SAYS: At the plate Tuesday night, Phillies starting pitcher Ben Lively went 2-for-4 with a home run and four RBI. Lively is the third pitcher this season to have a game in which he was the winning pitcher and hit a home run with four RBI in the same game. Adam Wainwright did so for the Cardinals at Milwaukee on April 21st and Jaime Garcia did so for the Braves at Dodger Stadium on July 21st. The last Phillies pitcher to have such a game was Robert Person against the Montreal Expos on June 2, 2002.

DOUBLE DEJONG: Cardinals rookie shortstop Paul DeJong needs one more double to become just the third Cardinals rookie with 20 home runs (21) and 20 doubles (19). Albert Pujols recorded 47 doubles and 37 home runs in his 2001 rookie season (Rookie of the Year) and Ray Jablonski had 23 doubles and 21 home runs in 1953.

HISTORIC ROOKIE SEASON: Josh Bell's 24 home runs are the second-highest total in club history for a rookie behind Jason Bay's 26 in 2004. Bell's 82 RBI are the most by a Bucco rookie since Bay's 82 in 2004 and he is one of 13 rookies in team history to produce as many as 82 RBI in a season. Maurice Van Robays (116 in 1940) and Jimmy Williams (116 in 1899) share the Pittsburgh rookie record for most RBI in a season.

HOMERIN' HURLER: With his homer Tuesday night, Elias notes that Travis Wood became the third Padres pitcher to homer in back-to-back games, joining Mike Corkins (1973) and Tim Lollar (1982).

THIRTY: Nationals first baseman Ryan Zimmerman helped the Nationals avoid a shutout on Sunday with a two-run home run in the ninth inning, his 30th home run of the season. The blast makes 2017 the second 30-homer season of Zimmerman's career and his first since 2009, when he hit a career-best 33. This is the eighth 30-homer season by a player in Nationals history (2005-present), and Zimmerman joins Adam Dunn (2009-2010) as the only Nationals players to post two 30-homer seasons with the club.

JOHNNY HOLSTAFF (literally): In Monday's marathon victory at Oakland, which lasted four hours and 38 minutes, the Angels used 12 pitchers in the contest to set an AL record (MLB record is 13 by Colorado in 2015). The previous Angels' record was nine pitchers in a game. The Halos are just the second team in AL history to deploy six-or-more pitchers in six consecutive games (also 2015 Reds). No team has done seven straight games.

MAJOR LEAGUE BASEBALL'S PLAYERS OF THE WEEK

WEEK ENDING	AMERICAN LEAGUE	NATIONAL LEAGUE
April 9 th	Nomar Mazara, TEX (.417, 2 HR, 9 RBI, 6 R, 2 2B, .750 SLG)	J.T. Realmuto, MIA (.500, 2 HR, 6 RBI, 6 R, 2B, 3B, .909 SLG)
April 16 th	James Paxton, SEA (2-0, 0.00 ERA, 15.0 IP, 17 SO, 3 BB, 6 H)	Marcell Ozuna, MIA (.435, 4 HR, 12 RBI, 1 2B, 4 R, 1.000 SLG)
April 23 rd	Steven Souza Jr., TB (.414, 2 2B, 1 3B, 2 HR, 9 RBI, 5 R, 22 TB)	Bryce Harper, WSH (.550, 3 HR, 7 RBI, 4 2B, 10 R, 1.200 SLG)
April 30 th	Miguel Sanó, MIN (.524, 3 HR, 11 RBI, 4 R, 1 2B, .545 OBP)	Ryan Zimmerman, WSH (.500, 5 HR, 13 RBI, 2 2B, 11 R)
May 7 th	Yonder Alonso, OAK (.409, 5 HR, 10 RBI, 5 R, 1 2B, 25 TB)	Cody Bellinger, LAD (.429, 3 HR, 12 RBI, 8 R, 1 2B, 1 3B)
May 14 th	Mookie Betts, BOS (.375, 8 R, 4 2B, 3 HR, 11 RBI, .917 SLG)	Alex Wood, LAD (2-0, 0.00 ERA, 11.0 IP, 21 SO, 2 BB)
May 21 st	J.D. Martinez, DET (.389, 7 R, 4 HR, 9 RBI, 10 BB, 1.056 SLG)	Jake Lamb, ARI (.412, 7 R, 4 HR, 10 RBI, 1.176 SLG, 20 TB)
May 28 th	José Abreu, CWS (.452, 14 H, 7 R, 3 2B, 2 HR, 5 RBI, 23 TB)	Charlie Blackmon, COL (.400, 3 HR, 12 RBI, 6 R, 1 2B, 1 3B)
June 4 th	George Springer, HOU (.500, 11 R, 5 HR, 9 RBI, 1.033 SLG)	Edinson Volquez, MIA (2-0, 0.60 ERA, 14 SO, 1 no-hitter)
June 11 th	Aaron Judge, NYY (.500/.600/1.000, 10 R, 3 2B, 3 HR, 6 RBI)	Scooter Gennett, CIN (Hit 17 th 4 HR game in MLB history)
June 18 th	José Ramírez, CLE (.516/.545/1.065, 9 R, 8 2B, 3 HR, 33 TB)	Jacob deGrom, NYM (2-0, 0.53 ERA, 17.0 IP, 12 SO, 1 CG)
June 25 th	Corey Kluber, CLE (1-0, 0.00 ERA, 16.0 IP, 24 SO, 2 BB)	Cody Bellinger, LAD (.370/.400/1.037, 7 R, 5 HR, 12 RBI)
July 2 nd	Mookie Betts, BOS (.483, 10 R, 2 2B, 3 HR, 11 RBI, 3 SB)	Joey Votto, CIN (.524/.630/1.095, 6 R, 3 2B, 3 HR, 6 RBI)
July 9 th	Jose Altuve, HOU (.625, 9 R, 2 2B, 2 HR, 10 RBI, .667 OBP)	Clayton Kershaw, LAD (2-0, 1.13 ERA, 24 SO, 2 BB, 16.0 IP)
July 16 th	J.D. Martinez, DET (.455, 2 HR, 7 RBI, 12 TB, 1.091 SLG)	Anthony Rendon, WSH (.636/.714/1.545, 4 R, 3 HR, 9 RBI)
July 23 rd	Jonathan Schoop, BAL (.433, 8 R, 2 2B, 3 HR, 16 RBI, 24 TB)	Nolan Arenado, COL (.458/.480/1.000, 9 R, 4 HR, 13 RBI)
July 30 th	Adrian Beltre, TEX (.478, 5 R, 4 XBH, Recorded 3,000 th hit) James Paxton, SEA (2-0, 0.00 ERA, 18 SO, 0 BB, 13.0 IP)	Manuel Margot, SD (.500, 6 R, 2 2B, 1 3B, 3 HR, 6 RBI, 1 SB)
August 6 th	Tim Beckham, BAL (.583/.600/1.167, 6 R, 6 RBI, 28 TB)	Willson Contreras, CHI (.455, 5 HR, 13 RBI, 26 TB, 1.182 SLG)
August 13 th	Eddie Rosario, MIN (.444, 10 R, 3 2B, 4 HR, 9 RBI, 27 TB)	Giancarlo Stanton, MIA (.333/.379/1.037, 8 R, 6 HR, 11 RBI)
August 20 th	Manny Machado, BAL (.385, 4 HR, 12 RBI, 23 TB, .885 SLG)	Anthony Rizzo, CHI (.429, 12 H, 3 2B, 2 HR, 13 RBI, 21 TB)
August 27 th	Byron Buxton, MIN (.333, 9 R, 5 HR, 10 RBI, 2 SB, 27 TB)	Giancarlo Stanton, MIA (.448/.500/1.069, 8 R, 5 HR, 11 RBI)
September 3 rd	José Ramírez, CLE (.538, 7 R, 14 H, 6 2B, 4 HR, 1.308 SLG)	Jeff Samardzija (1-0, 0.56 ERA, 16.0 IP, 14 SO, 1 CG SHO)

BUDWEISER PRESENTS THE AL & NL PLAYERS OF THE MONTH

MONTH	AMERICAN LEAGUE	NATIONAL LEAGUE
April	Mike Trout, LAA (.364, 7 HR, 18 RBI, 9 2B, 2 3B, 18 R, 5 SB)	Ryan Zimmerman, WSH (.420, 11 HR, 29 RBI, 8 2B, 22 R)
May	Carlos Correa, HOU (.386, 24 R, 8 2B, 7 HR, 26 RBI)	Charlie Blackmon, COL (.359, 24 R, 6 2B, 5 3B, 6 HR, 29 RBI)
June	Aaron Judge, NYY (.324, 30 R, 5 2B, 10 HR, 25 RBI, 2 SB)	Andrew McCutchen, PIT (.411, 22 R, 5 2B, 6 HR, 23 RBI)
July	Jose Altuve, HOU (.485/.523/.727, 22 R, 48 H, 21 RBI)	Nolan Arenado, COL (.389, 18 R, 6 2B, 1 3B, 8 HR, 30 RBI)
August	Manny Machado, BAL (.341, 23 R, 6 2B, 12 HR, 35 RBI)	Giancarlo Stanton, MIA (.349, 28 R, 6 2B, 18 HR, 37 RBI)

MAJOR LEAGUE BASEBALL'S PITCHERS OF THE MONTH

MONTH	AMERICAN LEAGUE	NATIONAL LEAGUE
April	Dallas Keuchel, HOU (5-0, 1.21 ERA, 44.2 IP, 36 SO)	Ivan Nova, PIT (3-2, 1.50 ERA, 36.0 IP, 22 SO, 1 BB, 1 SHO)
May	Lance McCullers Jr., HOU (4-0, 0.99 ERA, 37 SO, 36.1 IP)	Alex Wood, LAD (5-0, 1.27 ERA, 41 SO, 7 BB, 28.1 IP)
June	Corey Kluber, CLE (4-0, 1.26 ERA, 64 SO, 43.0 IP, 1 SHO)	Max Scherzer, WSH (3-2, 0.99 ERA, 51 SO, 6 BB, 36.1 IP)
July	James Paxton, SEA (6-0, 1.37 ERA, 46 SO, 6 BB, 39.1 IP)	Rich Hill, LAD (4-0, 1.45 ERA, 40 SO, 5 BB, 19 H, 31.0 IP)
August	Corey Kluber, CLE (5-1, 1.96 ERA, 54 SO, 6 BB, 46.0 IP)	Jake Arrieta, CHI (4-1, 1.21 ERA, 37 SO, 27 H, 37.1 IP)

MAJOR LEAGUE BASEBALL'S ROOKIES OF THE MONTH

MONTH	AMERICAN LEAGUE	NATIONAL LEAGUE
April	Aaron Judge, NYY (.303, 10 HR, 20 RBI, 2 2B, 1 3B, 23 R)	Antonio Senzatela, COL (3-1, 2.81 ERA, 32.0 IP, 18 SO)
May	Aaron Judge, NYY (.347, 17 R, 5 2B, 7 HR, 17 RBI, 3 SB)	Cody Bellinger, LAD (22 R, 5 2B, 9 HR, 27 RBI, .556 SLG)
June	Aaron Judge, NYY (.324, 30 R, 5 2B, 10 HR, 25 RBI, 2 SB)	Cody Bellinger, LAD (22 R, 9 2B, 13 HR, 27 RBI, .743 SLG)
July	Yuli Gurriel, HOU (.304, 15 R, 9 2B, 5 HR, 20 RBI, 2 SB)	Paul DeJong, STL (.298, 14 R, 8 2B, 8 HR, 16 RBI, .638 SLG)
August	Andrew Benintendi, BOS (.333, 18 R, 5 2B, 6 HR, 19 RBI)	Rhys Hoskins, PHI (.304, 19 R, 24 H, 11 HR, 12 BB, 25 RBI)

MAJOR LEAGUE BASEBALL'S RELIEVERS OF THE MONTH PRESENTED BY THE HARTFORD

MONTH	AMERICAN LEAGUE	NATIONAL LEAGUE
April	Cody Allen, CLE (0-0, 6 SV, 0.90 ERA, 10.0 IP, 20 SO, 1 BB)	Greg Holland, COL (0-0, 11 SV, 1.50 ERA, 12.0 IP, 13 SO)
May	Craig Kimbrel, BOS (12.2 IP, 7 SV, 0.00 ERA, 25 SO, 1 BB)	Greg Holland, COL (9 G, 8 SV, 1.17 ERA, 15 SO, 1 BB)
June	Roberto Osuna, TOR (11.1 IP, 8 SV, 0.79 ERA, 19 SO, 1 BB)	Kenley Jansen, LAD (2-0, 0.00 ERA, 10 SV, 18 SO, 1 BB)
July	Edwin Díaz, SEA (13 G, 8 SV, 1.98 ERA, 21 SO, 13.2 IP)	Brad Hand, SD (11 G, 1-0, 4, SV, 0.00 ERA, 19 SO, 2 BB)
August	Alex Colomé, TB (12 G, 10 SV, 0.75 ERA, 13 SO, 1 BB)	Corey Knebel, MIL (15 G, 13 SV, 0.00 ERA, 21 SO, 9 H)

UPON FURTHER REVIEW

Through 2,090 games played this season (through Wednesday), Major League Baseball has had 1,222 replay reviews, which have taken an average of one minute and twenty-nine seconds.

- *1,211 Replay Reviews
- *273 Confirmed (22.5%)
- *363 Stands (30.0%)
- *570 Overturned (47.1%)
- *11 Rules Check (0.9%)
- *5 Record Keeping (0.4%)
- *1:29 Average Time

