






## Minnesota Twins Minor League Report Sunday, September 4, 2016

Team	Level	Record (Overall)	Yesterday's Scores	Streak/Last 10
 Rochester Red Wings	Triple-A	80-62; 9.5 GB 3 <sup>rd</sup> in International League North	L, 5-1 at Lehigh Valley	L2, 7-3
 Chattanooga Lookouts	Double-A	38-30 (74-64); 3.0 GB 2 <sup>nd</sup> in Southern League North	W, 2-1 at Jackson	W3, 7-3
 Fort Myers Miracle	High-A	35-33 (69-68); 4.5 GB 3 <sup>rd</sup> in Fla. State League South	G1: W, 7-3 vs. Bradenton G2: L, 11-6 vs. Bradenton	L1, 5-5
 C. Rapids Kernels	Low-A	41-27 (77-60); 5.0 GB 2 <sup>nd</sup> in MW League Western	L, 8-5 vs. Clinton	L1, 7-3
 Elizabethton Twins	Rookie	36-31; 2.5 GB 2 <sup>nd</sup> in Appalachian League West	L, 7-4 vs. Johnson City	L3, 4-6
 GCL Twins	Rookie	32-29; 0.5 GB; 2 <sup>nd</sup> in Gulf Coast League South	L, 4-3 vs. GCL Red Sox	L1, 4-6
 DSL Twins	DSL	36-34; 11.5 GB 5 <sup>th</sup> in Dominican Summer League South	No Game	W3, 6-4

### Table of Contents

-  Yesterday's Boxscores, Team Stats and Standings **Pg. 2**
-  Minor League Clips **Pg. 25**

Lehigh Valley IronPigs (84-57) 5, Rochester Red Wings (80-62) 1  
September 3, 2016

	1	2	3	4	5	6	7	8	9	R	H	E
Rochester	0	0	0	0	0	0	0	0	1	1	9	0
Lehigh Valley	0	0	1	2	0	0	0	2	x	5	7	0

Rochester	AB	R	H	RBI	BB	SO	LOB	AVG	Lehigh Valley	AB	R	H	RBI	BB	SO	LOB	AVG
English, CF	3	0	2	0	0	1	0	.222	Featherston, 3B	3	1	0	0	1	0	1	.253
Beresford, 2B	4	0	0	0	0	0	5	.269	Crawford, SS	4	1	1	2	0	1	1	.245
Walker, LF	4	0	0	0	0	2	5	.245	Williams, LF	4	0	1	0	0	2	1	.260
Vargas, K, 1B	2	0	1	0	1	0	1	.229	Asche, 1B	4	1	2	1	0	1	0	.271
Palka, RF	4	1	0	0	0	1	3	.236	Stassi, DH	4	0	0	0	0	1	2	.266
Garver, C	4	0	2	0	0	0	1	.311	Hunter, RF	3	1	1	1	0	0	0	.294
Rodriguez, R, DH	4	0	0	0	0	2	4	.224	Sweeney, CF	3	0	1	0	0	1	0	.230
Reginatto, 3B	4	0	4	1	0	0	0	.236	Moore, L, C	3	0	0	0	0	1	1	.226
Meneses, SS	3	0	0	0	1	1	4	.111	Valentin, J, 2B	2	1	1	1	1	0	1	.237
Duffey, P	0	0	0	0	0	0	0	.000	Pivetta, P	0	0	0	0	0	0	0	.000
<b>Totals</b>	<b>32</b>	<b>1</b>	<b>9</b>	<b>1</b>	<b>2</b>	<b>7</b>	<b>23</b>	<b>.248</b>	Russell, J, P	0	0	0	0	0	0	0	.000
									Hinojosa, P	0	0	0	0	0	0	0	.000
									Milner, P	0	0	0	0	0	0	0	.000
									<b>Totals</b>	<b>30</b>	<b>5</b>	<b>7</b>	<b>5</b>	<b>2</b>	<b>7</b>	<b>7</b>	<b>.256</b>

**BATTING**

**TB:** Vargas, K; Reginatto 4; Garver 2; English 2.

**RBI:** Reginatto (6).

**2-out RBI:** Reginatto.

**Runners left in scoring position, 2 out:** Vargas, K; Walker 3; Meneses.

**SAC:** English.

**GIDP:** Garver; Meneses; Rodriguez, R.

**Team RISP:** 1-for-10.

**Team LOB:** 8.

**BASERUNNING**

**SB:** English (1, 2nd base off Pivetta/Moore, L).

**FIELDING**

**Pickoffs:** Garver (Sweeney at 1st base).

**BATTING**

**HR:** Valentin, J (4, 3rd inning off Duffey, 0 on, 0 out); Asche (6, 4th inning off Duffey, 0 on, 0 out); Hunter (10, 4th inning off Duffey, 0 on, 1 out); Crawford (4, 8th inning off Duffey, 1 on, 0 out).

**TB:** Hunter 4; Williams; Sweeney; Asche 5; Crawford 4; Valentin, J 4.

**RBI:** Valentin, J (13); Asche (15); Hunter (53); Crawford 2 (30).

**Runners left in scoring position, 2 out:** Stassi; Williams.

**Team RISP:** 0-for-3.

**Team LOB:** 3.

**BASERUNNING**

**PO:** Sweeney (1st base by Garver).

**FIELDING**

**DP:** 3 (Featherston-Valentin, J-Asche; Crawford-Valentin, J-Asche 2).

Rochester	IP	H	R	ER	BB	SO	HR	ERA	Lehigh Valley	IP	H	R	ER	BB	SO	HR	ERA
Duffey (L, 1-1)	8.0	7	5	5	2	7	4	2.93	Pivetta (W, 1-2)	5.0	3	0	0	1	2	0	2.55
<b>Totals</b>	<b>8.0</b>	<b>7</b>	<b>5</b>	<b>5</b>	<b>2</b>	<b>7</b>	<b>4</b>	<b>3.39</b>	Russell, J (H, 6)	1.1	1	0	0	1	3	0	4.29
									Hinojosa (H, 3)	1.2	2	0	0	0	0	0	2.96
									Milner	1.0	3	1	1	0	2	0	4.50
									<b>Totals</b>	<b>9.0</b>	<b>9</b>	<b>1</b>	<b>1</b>	<b>2</b>	<b>7</b>	<b>0</b>	<b>3.13</b>

**Game Scores:** Duffey 38; Pivetta 64.

**HBP:** Vargas, K (by Pivetta).

**Pitches-strikes:** Duffey 109-71; Pivetta 65-43; Russell, J 30-19; Hinojosa 17-12; Milner 28-17.

**Groundouts-flyouts:** Duffey 7-3; Pivetta 5-4; Russell, J 1-0; Hinojosa 2-1; Milner 1-0.

**Batters faced:** Duffey 32; Pivetta 18; Russell, J 6; Hinojosa 6; Milner 6.

**Inherited runners-scored:** Hinojosa 2-0.

**Umpires:** HP: Joey Amaral. 1B: Shane Livensparger. 3B: Jeremie Rehak.

**Weather:** 75 degrees, clear.

**Wind:** 10 mph, In from CF.

**First pitch:** 6:35 PM.

**T:** 2:17.

**Att:** 9,833. **Venue:** Coca-Cola Park. **September 3, 2016**

September 3, 2016

Rochester Red Wings Batting

	AVG	G	AB	R	H	TB	2B	3B	HR	BI	SH	SF	HP	BB	IBB	SO	SB	CS	GIDP	SLG	OBP
Beresford, James	.269	122	465	63	125	145	14	3	0	35	4	3	1	43	0	78	2	1	10	.312	.330
English, Tanner	.222	3	9	0	2	2	0	0	0	0	1	0	0	0	0	3	1	0	0	.222	.222
Field, Tommy	.227	95	313	37	71	122	14	2	11	44	2	2	8	30	0	69	2	1	5	.390	.309
Garver, Mitch	.311	21	74	5	23	30	4	0	1	7	0	1	0	5	0	21	0	0	3	.405	.350
Meneses, Heiker	.111	21	54	6	6	9	1	1	0	4	1	1	0	8	0	21	1	0	3	.167	.222
Olson, Brian	.000	0	0	0	0	0	0	0	0	0	0	0	0	0	0	0	0	0	0	.000	.000
Palka, Daniel	.236	52	195	31	46	97	12	0	13	25	0	1	1	18	1	85	2	1	1	.497	.302
Paulino, Carlos	.232	34	99	10	23	28	5	0	0	11	1	2	0	12	0	22	0	0	4	.283	.310
Reginatto, Leonardo	.236	21	72	2	17	19	2	0	0	6	1	1	0	3	0	19	0	0	3	.264	.263
Rodriguez, Reynaldo	.224	48	165	20	37	56	7	0	4	12	0	0	0	21	0	43	3	0	4	.339	.312
Tovar, Wilfredo	.249	123	441	49	110	144	23	4	1	35	5	4	3	32	0	58	29	8	12	.327	.302
Vargas, Kennys	.229	95	327	41	75	137	15	1	15	57	0	4	2	65	2	88	1	0	7	.419	.357
Walker II, Adam	.245	130	470	61	115	226	22	4	27	75	0	7	2	44	2	198	7	4	8	.481	.308
Totals	.248	142	4685	584	1163	1831	215	33	129	552	21	46	31	447	12	1104	84	30	101	.391	.315

Rochester Red Wings Pitching

	W	L	ERA	G	GS	CG	GF	SHO	SV	IP	H	R	ER	HR	HB	BB	IBB	SO	WP
Baxendale, D.J.	2	1	1.29	23	0	0	2	0	0	35.0	28	9	5	1	1	8	0	40	2
Bencomo, Omar	3	1	3.63	4	3	0	0	0	0	22.1	25	10	9	2	0	4	0	19	0
Berrios, Jose	10	5	2.51	17	17	1	0	0	0	111.1	74	39	31	8	3	36	0	125	3
Busenitz, Alan	1	0	3.00	5	0	0	3	0	1	6.0	6	2	2	0	0	3	2	5	0
Duffey, Tyler	1	1	2.93	5	5	1	0	0	0	30.2	24	10	10	4	0	12	0	25	0
Greenwood, Nick	6	3	2.84	16	11	0	2	0	1	79.1	76	26	25	5	0	11	1	41	1
Hurlbut, David	0	1	2.45	4	4	0	0	0	0	22.0	25	7	6	0	0	3	0	10	0
Mejia, Adalberto	2	2	3.76	4	4	0	0	0	0	26.1	28	11	11	3	1	3	0	25	0
Mujica, Edward	0	3	3.25	41	0	0	32	0	25	44.1	47	19	16	3	0	6	0	33	0
Ramirez, Neil	0	0	3.57	15	0	0	6	0	0	17.2	12	7	7	2	1	7	0	22	0
Reed, Jake	1	1	1.93	8	0	0	3	0	0	9.1	7	2	2	0	1	2	1	7	1
Wheeler, Jason	11	6	3.53	24	24	1	0	0	0	145.1	137	60	57	13	3	37	0	113	5
Totals	80	62	3.39	142	142	8	134	14	42	1249.1	1209	529	470	87	29	347	9	994	71

International League North

	W	L	PCT	GB	Home	Away	Div	Streak	Last10
# Scranton/Wilkes-Barre RailRiders	89	52	.631	-	42-27	47-25	54-33	W5	7-3
& Lehigh Valley IronPigs	84	57	.596	5.0	41-29	43-28	49-37	W2	7-3
Rochester Red Wings	80	62	.563	9.5	42-30	38-32	46-43	L2	7-3
Pawtucket Red Sox	72	68	.514	16.5	39-31	33-37	42-45	W1	4-6
Buffalo Bisons	66	76	.465	23.5	34-38	32-38	38-53	L5	2-8
Syracuse Chiefs	61	80	.433	28.0	37-34	24-46	35-53	L1	3-7

International League South

	W	L	PCT	GB	Home	Away	Div	Streak	Last10
Gwinnett Braves	64	77	.454	-	34-37	30-40	36-34	L2	5-5
Charlotte Knights	64	78	.451	0.5	36-34	28-44	38-33	W2	4-6
Durham Bulls	63	79	.444	1.5	37-33	26-46	36-36	W2	6-4
Norfolk Tides	61	81	.430	3.5	33-39	28-42	32-39	L2	4-6

International League West

	W	L	PCT	GB	Home	Away	Div	Streak	Last10
# Columbus Clippers	80	62	.563	-	43-29	37-33	38-33	L4	2-8
Indianapolis Indians	70	72	.493	10.0	37-35	33-37	35-38	W1	6-4
Louisville Bats	69	73	.486	11.0	31-39	38-34	30-42	L1	6-4
Toledo Mud Hens	68	74	.479	12.0	33-37	35-37	41-31	W4	7-3

	W	L	PCT	GB	Streak	Last10
& Lehigh Valley IronPigs	84	57	.596	-	W2	7-3
Rochester Red Wings	80	62	.563	4.5	L2	7-3
Pawtucket Red Sox	72	68	.514	11.5	W1	4-6
Indianapolis Indians	70	72	.493	14.5	W1	6-4
Louisville Bats	69	73	.486	15.5	L1	6-4
Toledo Mud Hens	68	74	.479	16.5	W4	7-3
Buffalo Bisons	66	76	.465	18.5	L5	2-8
Charlotte Knights	64	78	.451	20.5	W2	4-6
Durham Bulls	63	79	.444	21.5	W2	6-4
Syracuse Chiefs	61	80	.433	23.0	L1	3-7
Norfolk Tides	61	81	.430	23.5	L2	4-6

**Chattanooga Lookouts (74-64) 2, Jackson Generals (83-54) 1**  
**September 3, 2016**

	1	2	3	4	5	6	7	8	9	R	H	E
<b>Chattanooga</b>	1	0	0	1	0	0	0	0	0	2	8	0
<b>Jackson</b>	0	0	1	0	0	0	0	0	0	1	3	0

<b>Chattanooga</b>	AB	R	H	RBI	BB	SO	LOB	AVG	<b>Jackson</b>	AB	R	H	RBI	BB	SO	LOB	AVG
Granite, CF	3	0	0	0	0	0	0	.298	Miller, I, CF	4	0	1	0	0	0	1	.254
Vielma, 2B	4	1	1	0	0	0	1	.271	O'Neill, RF	3	0	0	1	0	2	0	.293
Harrison, LF	3	0	0	0	1	1	1	.230	Lopes, 2B	2	0	0	0	2	0	0	.287
Goodrum, SS	4	1	2	0	0	1	2	.261	Landry, LF	4	0	0	0	0	0	1	.229
Corcino, RF	4	0	1	1	0	0	1	.291	Casteel, DH	4	0	0	0	0	2	1	.249
Hicks, 1B	4	0	2	0	0	0	0	.262	Gonzalez, B, SS	3	0	1	0	0	0	0	.269
Turner, C	3	0	0	1	0	1	0	.242	Marlette, C	2	0	0	0	1	0	1	.298
White, 3B	3	0	1	0	0	1	1	.211	Hebert, 3B	1	1	1	0	1	0	0	.220
Michael, DH	3	0	1	0	0	2	1	.217	Brady, 1B	2	0	0	0	1	1	2	.231
Stewart, P	0	0	0	0	0	0	0	.000	Yarbrough, P	0	0	0	0	0	0	0	.000
LeBlanc, P	0	0	0	0	0	0	0	.000	Hunter, P	0	0	0	0	0	0	0	.000
<b>Totals</b>	<b>31</b>	<b>2</b>	<b>8</b>	<b>2</b>	<b>1</b>	<b>6</b>	<b>7</b>	<b>.257</b>	Schepel, P	0	0	0	0	0	0	0	.000
									Anderson, P	0	0	0	0	0	0	0	.000
									<b>Totals</b>	<b>25</b>	<b>1</b>	<b>3</b>	<b>1</b>	<b>5</b>	<b>5</b>	<b>6</b>	<b>.263</b>

**BATTING**

**2B:** Corcino (7, Yarbrough).  
**TB:** Vielma; Michael; Hicks 2; Goodrum 2; White; Corcino 2.  
**RBI:** Corcino (26); Turner (41).  
**2-out RBI:** Corcino.  
**Runners left in scoring position, 2 out:** Goodrum.  
**SAC:** Granite.  
**SF:** Turner.  
**Team RISP:** 2-for-4.  
**Team LOB:** 5.

**FIELDING**

**Outfield assists:** Granite (Miller, I at 2nd base).  
**DP:** 2 (Granite-Goodrum; Stewart-Vielma-Hicks).

**BATTING**

**2B:** Hebert (8, Stewart).  
**TB:** Gonzalez, B; Hebert 2; Miller, I.  
**RBI:** O'Neill (102).  
**Runners left in scoring position, 2 out:** Miller, I; Casteel.  
**SAC:** Hebert.  
**SF:** O'Neill.  
**GIDP:** Marlette.  
**Team RISP:** 1-for-4.  
**Team LOB:** 4.

**BASERUNNING**

**CS:** Lopes (5, 2nd base by Stewart/Turner).

**FIELDING**

**Outfield assists:** Landry (Goodrum at home); O'Neill (Hicks at 2nd base).

<b>Chattanooga</b>	IP	H	R	ER	BB	SO	HR	ERA	<b>Jackson</b>	IP	H	R	ER	BB	SO	HR	ERA
Stewart (W, 9-6)	6.0	3	1	1	3	1	0	3.03	Yarbrough	2.0	4	1	1	0	1	0	2.95
LeBlanc (S, 1)	3.0	0	0	0	2	4	0	0.00	Hunter (L, 3-4)	4.0	4	1	1	1	2	0	4.25
<b>Totals</b>	<b>9.0</b>	<b>3</b>	<b>1</b>	<b>1</b>	<b>5</b>	<b>5</b>	<b>0</b>	<b>3.58</b>	Schepel	2.0	0	0	0	0	3	0	2.13
									Anderson	1.0	0	0	0	0	0	0	3.65
									<b>Totals</b>	<b>9.0</b>	<b>8</b>	<b>2</b>	<b>2</b>	<b>1</b>	<b>6</b>	<b>0</b>	<b>3.50</b>

**Game Scores:** Stewart 62; Yarbrough 42.

**Pitches-strikes:** Stewart 78-46; LeBlanc 48-27; Yarbrough 25-21; Hunter 53-36; Schepel 19-14; Anderson 14-7.

**Groundouts-flyouts:** Stewart 9-1; LeBlanc 4-1; Yarbrough 2-1; Hunter 5-3; Schepel 1-2; Anderson 1-0.

**Batters faced:** Stewart 21; LeBlanc 11; Yarbrough 9; Hunter 16; Schepel 6; Anderson 3.

**Umpires:** HP: Adam Beck. 1B: Skyler Shown. 3B: Grant Conrad.

**Weather:** 82 degrees, partly cloudy.

**Wind:** 7 mph, In from CF.

**First pitch:** 6:06 PM.

**T:** 2:09.

**Att:** 3,010.

**Venue:** The Ballpark at Jackson.

**September 3, 2016**

September 3, 2016

Chattanooga Lookouts Batting

	AVG	G	AB	R	H	TB	2B	3B	HR	BI	SH	SF	HP	BB	IBB	SO	SB	CS	GIDP	SLG	OBP
Corcino, Edgar	.291	48	175	25	51	76	7	6	2	26	0	1	1	13	0	35	1	1	2	.434	.342
Goodrum, Niko	.261	47	176	22	46	74	9	2	5	27	0	1	2	20	2	51	5	2	4	.420	.342
Granite, Zach	.298	125	517	86	154	200	18	8	4	52	8	5	3	42	0	40	54	14	5	.387	.351
Harrison, Travis	.230	118	426	61	98	145	22	2	7	52	0	3	10	61	0	123	15	11	8	.340	.338
Hicks, D.J.	.262	109	413	46	108	152	26	0	6	58	0	2	3	51	0	107	2	0	13	.368	.345
Michael, Levi	.217	95	313	41	68	92	4	7	2	27	6	1	12	22	0	82	5	2	5	.294	.293
Rodriguez, Jairo	.146	12	41	2	6	7	1	0	0	3	1	0	0	0	0	9	0	0	1	.171	.146
Turner, Stuart	.242	96	318	40	77	117	22	0	6	41	1	5	7	35	0	71	5	3	12	.368	.326
Vielma, Engelb	.271	88	306	47	83	98	7	4	0	21	13	3	3	33	0	61	10	8	6	.320	.345
Walker, Ryan	.274	83	296	49	81	105	10	4	2	30	3	3	4	32	0	63	13	5	3	.355	.349
White, T.J.	.211	56	190	28	40	54	6	4	0	20	0	2	6	15	0	47	9	0	4	.284	.286
Witt, Tanner	.222	8	27	4	6	7	1	0	0	1	1	0	1	1	0	5	2	0	0	.259	.276
Totals	.257	138	4630	623	1190	1702	209	45	71	565	42	44	67	467	4	1030	140	60	101	.368	.331

Chattanooga Lookouts Pitching

	W	L	ERA	G	GS	CG	GF	SHO	SV	IP	H	R	ER	HR	HB	BB	IBB	SO	WP
Adam, Jason	0	0	-	0	0	0	0	0	0	0.0	0	0	0	0	0	0	0	0	0
Bard, Luke	0	0	5.68	8	0	0	4	0	0	12.2	16	8	8	1	0	5	0	10	1
Burdi, Nick	1	0	9.00	3	0	0	2	0	0	3.0	4	3	3	0	0	1	0	1	0
Eades, Ryan	6	5	4.36	25	18	0	3	0	0	109.1	108	58	53	4	4	40	0	87	7
Fernandez, Raul	3	2	3.55	26	0	0	18	0	6	38.0	35	15	15	2	2	15	0	29	8
Gonsalves, Stephen	8	1	1.82	13	13	1	0	0	0	74.1	43	17	15	1	4	37	0	89	5
Hildenberger, Trevor	2	3	0.70	32	0	0	29	0	16	38.2	21	4	3	2	1	6	1	45	0
Jay, Tyler	0	0	5.79	5	2	0	2	0	0	14.0	13	10	9	2	0	5	0	9	1
Jones, Zack	2	2	2.53	21	0	0	7	0	2	32.0	22	9	9	1	2	15	1	46	2
Jorge, Felix	2	5	4.55	10	10	0	0	0	0	65.1	76	33	33	7	1	10	0	29	2
LeBlanc, Randy	1	0	0.00	2	1	0	1	0	1	10.0	5	0	0	0	0	4	0	9	0
Melotakis, Mason	1	2	2.97	36	0	0	7	0	0	33.1	36	12	11	3	1	12	0	42	5
Peterson, Brandon	1	2	4.15	16	0	0	7	0	0	26.0	20	12	12	1	1	15	0	31	3
Rosario, Randy	0	0	9.00	3	0	0	1	0	0	4.0	2	4	4	0	0	3	0	6	1
Slegers, Aaron	10	7	3.41	25	25	0	0	0	0	145.1	137	61	55	11	12	46	0	104	5
Stewart, Kohl	9	6	3.03	16	16	1	0	0	0	92.0	91	40	31	4	6	44	0	47	6
Van Steensel, Todd	1	0	2.25	5	0	0	1	0	0	8.0	6	2	2	1	0	2	0	7	1
Totals	74	64	3.58	138	138	4	134	11	39	1224.2	1175	550	487	77	60	422	2	996	67

SECOND HALF STANDINGS

Southern League North

	W	L	PCT	GB	Home	Away	Div	Streak	Last10
# Montgomery Biscuits	41	27	.603	-	20-13	21-14	23-15	W3	8-2
Chattanooga Lookouts	38	30	.559	3.0	19-16	19-14	23-15	W3	7-3
Jackson Generals	37	30	.552	3.5	16-17	21-13	25-17	L4	2-8
Tennessee Smokies	29	38	.433	11.5	12-22	17-16	20-22	L3	5-5
Birmingham Barons	20	48	.294	21.0	7-26	13-22	9-31	L5	2-8

Southern League South

	W	L	PCT	GB	Home	Away	Div	Streak	Last10
# Mississippi Braves	39	28	.582	-	23-9	16-19	19-18	W5	6-4
Pensacola Blue Wahoos	38	30	.559	1.5	21-14	17-16	25-20	W3	8-2
Mobile BayBears	32	33	.492	6.0	22-13	10-20	18-17	L1	4-6
Jacksonville Suns	31	35	.470	7.5	13-18	18-17	16-20	W2	3-7
Biloxi Shuckers	31	37	.456	8.5	18-17	13-20	20-23	L3	5-5

OVERALL STANDINGS

Southern League North

	W	L	PCT	GB	Home	Away	Div	Streak	Last10
Jackson Generals	83	54	.606	-	41-25	42-29	55-27	L4	2-8
Montgomery Biscuits	75	63	.543	8.5	39-30	36-33	41-37	W3	8-2
Chattanooga Lookouts	74	64	.536	9.5	39-31	35-33	45-33	W3	7-3
Tennessee Smokies	57	80	.416	26.0	26-43	31-37	32-50	L3	5-5
Birmingham Barons	49	89	.355	34.5	25-43	24-46	27-53	L5	2-8

Southern League South

	W	L	PCT	GB	Home	Away	Div	Streak	Last10
Pensacola Blue Wahoos	79	59	.572	-	46-25	33-34	49-36	W3	8-2
Mississippi Braves	73	63	.537	5.0	39-28	34-35	37-39	W5	6-4
Biloxi Shuckers	70	67	.511	8.5	41-28	29-39	41-41	L3	5-5
Mobile BayBears	64	71	.474	13.5	38-32	26-39	38-37	L1	4-6
Jacksonville Suns	61	75	.449	17.0	32-34	29-41	32-44	W2	3-7

**Fort Myers Miracle (69-67) 7, Bradenton Marauders (69-65) 3**  
**September 1, 2016**

	1	2	3	4	5	6	7	8	9	R	H	E
<b>Bradenton</b>	0	0	0	0	2	1	0	0	0	3	8	1
<b>Fort Myers</b>	1	0	0	0	0	3	3	0	x	7	8	0

<b>Bradenton</b>	<b>AB</b>	<b>R</b>	<b>H</b>	<b>RBI</b>	<b>BB</b>	<b>SO</b>	<b>LOB</b>	<b>AVG</b>
Tucker, SS	3	0	1	0	1	1	0	.239
Reyes, Pab, CF	3	0	1	0	0	0	0	.266
Kramer, 2B	4	1	0	0	0	1	2	.276
Suiter, DH	4	0	2	1	0	1	1	.269
Simpson, 1B	4	0	0	0	0	3	2	.236
Joe, 3B	4	1	1	0	0	0	0	.277
Luplow, LF	3	1	2	2	0	0	0	.253
Gushue, C	3	0	0	0	0	1	1	.224
Suchy, RF	3	0	1	0	0	0	1	.252
Brubaker, P	0	0	0	0	0	0	0	.000
Scioneaux, P	0	0	0	0	0	0	0	.000
Neumann, P	0	0	0	0	0	0	0	.000
Keselica, P	0	0	0	0	0	0	0	.000
<b>Totals</b>	<b>31</b>	<b>3</b>	<b>8</b>	<b>3</b>	<b>1</b>	<b>7</b>	<b>7</b>	<b>.265</b>

**BATTING**

**2B:** Reyes, Pab (20, Lara, Co).  
**HR:** Luplow (10, 5th inning off Rodriguez, D, 1 on, 1 out).  
**TB:** Tucker; Luplow 5; Joe; Suiter 2; Reyes, Pab 2; Suchy.  
**RBI:** Luplow 2 (54); Suiter (61).  
**2-out RBI:** Suiter.  
**Runners left in scoring position, 2 out:** Suiter; Simpson; Suchy.  
**SAC:** Reyes, Pab.  
**Team RISP:** 1-for-7.  
**Team LOB:** 3.

**BASERUNNING**

**CS:** Suiter (4, 2nd base by Rodriguez, D/Navarreto); Suchy (8, 2nd base by Rodriguez, D/Navarreto); Tucker (6, 2nd base by Lara, Co/Navarreto).

**FIELDING**

**E:** Tucker (13, throw).  
**PB:** Gushue (15).  
**DP:** (Tucker-Kramer-Simpson).

<b>Bradenton</b>	<b>IP</b>	<b>H</b>	<b>R</b>	<b>ER</b>	<b>BB</b>	<b>SO</b>	<b>HR</b>	<b>ERA</b>
Brubaker	4.0	3	1	1	0	2	0	5.15
Scioneaux (L, 4-3)	1.2	1	3	3	2	2	1	3.06
Neumann	1.1	4	3	2	0	0	0	2.98
Keselica	1.0	0	0	0	0	1	0	0.00
<b>Totals</b>	<b>8.0</b>	<b>8</b>	<b>7</b>	<b>6</b>	<b>2</b>	<b>5</b>	<b>1</b>	<b>3.58</b>

**Game Scores:** Brubaker 57; Rodriguez, D 51.

**WP:** Neumann; Lara, Co.

**HBP:** Hartong (by Brubaker).

**Pitches-strikes:** Brubaker 44-31; Scioneaux 38-20; Neumann 23-18; Keselica 9-7; Rodriguez, D 58-41; Lara, Co 36-26; Theofanopoulos 23-16.

**Groundouts-flyouts:** Brubaker 8-0; Scioneaux 1-2; Neumann 4-0; Keselica 1-1; Rodriguez, D 5-3; Lara, Co 2-2; Theofanopoulos 1-1.

**Batters faced:** Brubaker 16; Scioneaux 8; Neumann 8; Keselica 3; Rodriguez, D 18; Lara, Co 9; Theofanopoulos 6.

**Umpires:** HP: Justin Robinson. 1B: Anthony Perez.

**Weather:** 82 degrees, overcast.

**Wind:** 17 mph, Out to LF.

**First pitch:** 7:05 PM.

**T:** 2:10 (1:06 delay).

**Att:** 1,478. **Venue:** CenturyLink Sports Complex. **September 1, 2016**

<b>Fort Myers</b>	<b>AB</b>	<b>R</b>	<b>H</b>	<b>RBI</b>	<b>BB</b>	<b>SO</b>	<b>LOB</b>	<b>AVG</b>
Miller, 2B	4	1	1	1	0	0	0	.190
Ibarra, 3B	3	3	2	0	1	0	0	.213
Gordon, SS	3	1	3	2	1	0	0	.299
Murphy, M, CF	4	0	1	0	0	3	4	.257
Vavra, Tr, 1B	4	0	0	0	0	0	5	.231
Maloney, RF	4	1	1	3	0	1	0	.266
Navarreto, C	4	0	0	0	0	0	0	.188
Hartong, LF	3	1	0	0	0	1	0	.208
Olson, DH	1	0	0	0	0	0	1	.242
a-Perez, PH-DH	2	0	0	0	0	0	1	.236
Rodriguez, D, P	0	0	0	0	0	0	0	.000
Lara, Co, P	0	0	0	0	0	0	0	.000
Theofanopoulos, P	0	0	0	0	0	0	0	.000
<b>Totals</b>	<b>32</b>	<b>7</b>	<b>8</b>	<b>6</b>	<b>2</b>	<b>5</b>	<b>11</b>	<b>.241</b>

a-Flied out for Olson in the 5th.

**BATTING**

**2B:** Gordon (23, Neumann).  
**3B:** Ibarra (2, Brubaker).  
**HR:** Maloney (5, 6th inning off Scioneaux, 2 on, 2 out).  
**TB:** Gordon 4; Miller; Maloney 4; Murphy, M; Ibarra 4.  
**RBI:** Maloney 3 (35); Miller (4); Gordon 2 (52).  
**2-out RBI:** Maloney 3.  
**Runners left in scoring position, 2 out:** Vavra, Tr; Murphy, M.  
**GIDP:** Vavra, Tr.  
**Team RISP:** 4-for-10.  
**Team LOB:** 4.

**BASERUNNING**

**SB:** Gordon 2 (20, 2nd base off Brubaker/Gushue, 2nd base off Brubaker/Gushue).

**FIELDING**

**DP:** (Navarreto-Gordon).

<b>Fort Myers</b>	<b>IP</b>	<b>H</b>	<b>R</b>	<b>ER</b>	<b>BB</b>	<b>SO</b>	<b>HR</b>	<b>ERA</b>
Rodriguez, D	5.0	5	2	2	0	3	1	2.70
Lara, Co (W, 3-2)	2.0	3	1	1	1	0	0	3.57
Theofanopoulos	2.0	0	0	0	0	4	0	2.73
<b>Totals</b>	<b>9.0</b>	<b>8</b>	<b>3</b>	<b>3</b>	<b>1</b>	<b>7</b>	<b>1</b>	<b>3.15</b>



**Bradenton Marauders (70-65) 11, Fort Myers Miracle (69-68) 6**  
**September 3, 2016**

	1	2	3	4	5	6	7	R	H	E
<b>Bradenton</b>	6	1	0	1	1	2	0	11	12	1
<b>Fort Myers</b>	1	0	0	0	1	4	0	6	7	0

Game called after the bottom of the 7th.

<b>Bradenton</b>	<b>AB</b>	<b>R</b>	<b>H</b>	<b>RBI</b>	<b>BB</b>	<b>SO</b>	<b>LOB</b>	<b>AVG</b>	<b>Fort Myers</b>	<b>AB</b>	<b>R</b>	<b>H</b>	<b>RBI</b>	<b>BB</b>	<b>SO</b>	<b>LOB</b>	<b>AVG</b>
Reyes, Pab, SS	3	1	1	2	2	0	3	.267	Perez, 2B	3	1	1	0	1	1	3	.237
Suchy, RF	4	1	0	0	1	1	7	.248	Ibarra, 3B	3	0	0	0	1	0	3	.197
Kramer, 2B	4	0	1	1	1	0	3	.277	Gordon, SS	4	0	0	0	0	2	5	.293
Suiter, 1B	5	1	1	2	0	2	3	.267	Murphy, M, CF	4	1	1	1	0	1	0	.260
Joe, DH	3	3	2	0	2	1	0	.279	Vavra, Tr, 1B	4	0	0	0	0	1	2	.230
Luplow, LF	4	2	2	2	1	0	2	.254	Maloney, RF	3	1	0	0	0	2	0	.265
Mathisen, 3B	2	2	1	1	2	0	0	.296	Murray, C	2	2	1	1	0	0	0	.202
Kelley, C	4	0	1	1	0	2	4	.355	Kihle, LF	2	1	1	3	1	1	0	.238
Ratledge, CF	4	1	3	2	0	1	0	.750	Navarroto, DH	3	0	3	1	0	0	0	.200
Garcia, Y, P	0	0	0	0	0	0	0	.000	Clay, P	0	0	0	0	0	0	0	.000
Street, P	0	0	0	0	0	0	0	.000	Lombana, P	0	0	0	0	0	0	0	.000
Heredia, P	0	0	0	0	0	0	0	.000	Booser, P	0	0	0	0	0	0	0	.000
<b>Totals</b>	<b>33</b>	<b>11</b>	<b>12</b>	<b>11</b>	<b>9</b>	<b>7</b>	<b>22</b>	<b>.266</b>	Westphal, P	0	0	0	0	0	0	0	.000
									<b>Totals</b>	<b>28</b>	<b>6</b>	<b>7</b>	<b>6</b>	<b>3</b>	<b>8</b>	<b>13</b>	<b>.241</b>

**BATTING**

**2B:** Suiter (16, Clay); Ratledge (1, Booser).  
**HR:** Luplow (10, 4th inning off Booser, 0 on, 2 out).  
**TB:** Luplow 5; Kelley; Kramer; Mathisen; Suiter 2; Reyes, Pab; Ratledge 4; Joe 2.  
**RBI:** Suiter 2 (63); Luplow 2 (54); Kelley (5); Ratledge 2 (2); Mathisen (18); Kramer (57); Reyes, Pab 2 (44).  
**2-out RBI:** Mathisen; Luplow; Kramer; Reyes, Pab 2.  
**Runners left in scoring position, 2 out:** Suchy 2; Kelley; Suiter.  
**GIDP:** Suiter.  
**Team RISP:** 7-for-16.  
**Team LOB:** 10.

**FIELDING**

**E:** Mathisen (4, fielding).  
**PB:** Kelley (3).  
**DP:** (Kramer-Reyes, Pab-Suiter).

**BATTING**

**2B:** Murphy, M (8, Garcia, Y).  
**3B:** Kihle (1, Street).  
**HR:** Murray (3, 5th inning off Garcia, Y, 0 on, 0 out).  
**TB:** Kihle 3; Murphy, M 2; Navarroto 3; Perez; Murray 4.  
**RBI:** Murphy, M (16); Murray (14); Kihle 3 (15); Navarroto (21).  
**2-out RBI:** Murphy, M; Kihle 3; Navarroto.  
**Runners left in scoring position, 2 out:** Vavra, Tr; Gordon 3; Ibarra.  
**GIDP:** Perez.  
**Team RISP:** 3-for-10.  
**Team LOB:** 6.

**FIELDING**

**DP:** (Lombana-Gordon-Vavra, Tr).

<b>Bradenton</b>	<b>IP</b>	<b>H</b>	<b>R</b>	<b>ER</b>	<b>BB</b>	<b>SO</b>	<b>HR</b>	<b>ERA</b>	<b>Fort Myers</b>	<b>IP</b>	<b>H</b>	<b>R</b>	<b>ER</b>	<b>BB</b>	<b>SO</b>	<b>HR</b>	<b>ERA</b>
Garcia, Y	4.0	5	2	1	1	5	1	2.76	Clay (L, 1-3)	0.1	2	6	6	4	0	0	6.80
Street (W, 3-2)	1.2	2	4	0	0	0	0	2.26	Lombana	2.2	5	1	1	2	1	0	3.38
Heredia	1.1	0	0	0	2	3	0	3.64	Booser	1.2	3	2	2	1	3	1	4.85
<b>Totals</b>	<b>7.0</b>	<b>7</b>	<b>6</b>	<b>1</b>	<b>3</b>	<b>8</b>	<b>1</b>	<b>3.57</b>	Westphal	2.1	2	2	2	2	3	0	3.65
									<b>Totals</b>	<b>7.0</b>	<b>12</b>	<b>11</b>	<b>11</b>	<b>9</b>	<b>7</b>	<b>1</b>	<b>3.21</b>

Garcia, Y pitched to 3 batters in the 5th.

**Game Scores:** Garcia, Y 45; Clay 12.

**WP:** Garcia, Y; Westphal.

**HBP:** Maloney (by Street); Murray (by Street).

**Pitches-strikes:** Garcia, Y 77-53; Street 38-21; Heredia 26-12; Clay 35-11; Lombana 55-34; Booser 54-37; Westphal 52-31.

**Groundouts-flyouts:** Garcia, Y 1-2; Street 3-2; Heredia 0-0; Clay 1-0; Lombana 2-3; Booser 1-1; Westphal 1-2.

**Batters faced:** Garcia, Y 18; Street 9; Heredia 6; Clay 7; Lombana 14; Booser 9; Westphal 12.

**Inherited runners-scored:** Street 2-0; Heredia 1-0; Lombana 3-3; Westphal 2-0.

**Umpires:** HP: Anthony Perez. 1B: Justin Robinson.

**Weather:** 87 degrees, partly cloudy.

**Wind:** 10 mph, Out to CF.

**First pitch:** 6:07 PM.

**T:** 2:52.

**Att:** 2,419. **Venue:** CenturyLink Sports Complex.

**September 3, 2016**

September 3, 2016  
Fort Myers Miracle Batting

	AVG	G	AB	R	H	TB	2B	3B	HR	BI	SH	SF	HP	BB	IBB	SO	SB	CS	GIDP	SLG	OBP
Gordon, Nick	.293	115	457	55	134	178	23	6	3	52	1	0	8	23	1	86	18	13	9	.389	.338
Hartong, Brad	.208	22	53	6	11	12	1	0	0	0	1	0	4	4	0	12	0	0	3	.226	.311
Ibarra, Christian	.197	20	76	9	15	24	4	1	1	9	0	0	1	5	0	11	0	0	2	.316	.256
Kihle, Daniel	.238	40	105	18	25	33	3	1	1	15	2	1	5	11	0	32	2	4	3	.314	.336
Maloney, Joe	.265	74	260	30	69	105	17	2	5	35	1	4	5	20	0	89	6	2	5	.404	.325
Mejia, Aderling	.000	0	0	0	0	0	0	0	0	0	0	0	0	0	0	0	0	0	0	.000	.000
Miller, Sean	.196	17	56	7	11	14	3	0	0	4	1	0	1	1	0	12	1	1	1	.250	.224
Murphy, Max	.260	48	173	20	45	68	8	0	5	16	0	1	2	8	0	33	2	1	7	.393	.299
Murray, A.J.	.202	54	183	23	37	58	10	1	3	14	1	2	5	16	0	42	1	0	6	.317	.282
Navarreto, Brian	.200	71	225	20	45	59	8	0	2	21	1	2	5	11	0	50	0	0	4	.262	.251
Paul, Chris	.219	92	338	33	74	100	14	3	2	36	2	5	5	22	1	86	4	0	4	.296	.273
Perez, Alex	.237	68	194	21	46	52	6	0	0	15	9	0	0	31	1	40	3	1	5	.268	.342
Vavra, Trey	.230	125	430	38	99	140	17	0	8	40	1	2	17	38	1	83	6	4	9	.326	.316
Wade, LaMonte	.318	32	110	17	35	57	8	1	4	24	0	3	4	10	0	17	1	1	1	.518	.386
Totals	.241	137	4459	510	1075	1533	190	35	66	458	32	36	86	354	6	1007	83	42	99	.344	.307

Fort Myers Miracle Pitching

	W	L	ERA	G	GS	CG	GF	SHO	SV	IP	H	R	ER	HR	HB	BB	IBB	SO	WP
Anderson, Nick	0	3	3.68	29	0	0	18	0	9	36.2	33	16	15	2	1	13	1	46	2
Booser, Cam	0	2	4.85	9	0	0	2	0	0	13.0	8	7	7	2	0	8	0	20	1
Clay, Sam	1	3	6.80	10	10	1	0	0	0	41.0	51	34	31	2	3	29	0	32	6
Curtiss, John	0	2	3.12	37	0	0	14	0	3	52.0	42	20	18	0	2	22	1	67	5
Landa, Yorman	2	2	3.24	31	0	0	18	0	7	41.2	39	18	15	0	4	22	1	39	2
Lara, Confesor	3	2	3.57	26	0	0	16	0	3	35.1	33	16	14	2	1	16	0	35	4
Lombana, Logan	0	0	3.38	1	0	0	0	0	0	2.2	5	1	1	0	0	2	0	1	0
Muren, Alex	0	0	-	0	0	0	0	0	0	0.0	0	0	0	0	0	0	0	0	0
Nordgren, Miles	1	5	5.50	7	7	0	0	0	0	37.2	43	27	23	3	1	13	0	17	1
Rodriguez, Dereck	1	2	2.56	5	5	0	0	0	0	31.2	29	12	9	4	1	2	0	18	2
Romero, Fernando	5	2	1.88	11	11	0	0	0	0	62.1	48	15	13	1	3	10	0	65	2
Stashak, Cody	2	0	0.54	3	3	0	0	0	0	16.2	13	1	1	0	0	3	0	10	0
Steele, Keaton	7	11	3.66	22	22	1	0	0	0	125.1	133	59	51	3	1	38	1	78	4
Theofanopoulos, Michael	2	3	2.73	23	0	0	6	0	1	33.0	24	10	10	2	4	18	1	39	9
Westphal, Luke	2	0	3.65	17	1	0	3	0	0	24.2	18	14	10	1	2	22	0	32	4
Totals	69	68	3.21	137	137	6	131	19	36	1183.0	1084	494	422	47	50	427	5	1026	87

## SECOND HALF STANDINGS

### Florida State League North

	W	L	PCT	GB	Home	Away	Div	Streak	Last10
# Dunedin Blue Jays	43	22	.662	-	21-9	22-13	32-13	W1	8-2
Clearwater Threshers	42	25	.627	2.0	19-12	23-13	27-20	L1	7-3
Daytona Tortugas	39	28	.582	5.0	24-12	15-16	29-18	L2	4-6
Tampa Yankees	35	29	.547	7.5	18-16	17-13	26-18	L1	7-3
Lakeland Flying Tigers	24	38	.387	17.5	14-15	10-23	15-28	W2	3-7
Brevard County Manatees	17	51	.250	27.5	9-25	8-26	8-40	W2	3-7

### Florida State League South

	W	L	PCT	GB	Home	Away	Div	Streak	Last10
# St. Lucie Mets	39	28	.582	-	23-14	16-14	27-20	W4	7-3
Jupiter Hammerheads	36	32	.529	3.5	22-12	14-20	24-24	L4	5-5
Fort Myers Miracle	35	33	.515	4.5	19-15	16-18	29-19	L1	5-5
Bradenton Marauders	32	35	.478	7.0	14-18	18-17	22-25	W1	4-6
Charlotte Stone Crabs	31	34	.477	7.0	16-15	15-19	20-26	L3	3-7
Palm Beach Cardinals	25	43	.368	14.5	12-24	13-19	20-28	W2	6-4

## OVERALL STANDINGS

### Florida State League North

	W	L	PCT	GB	Home	Away	Div	Streak	Last10
Clearwater Threshers	81	54	.600	-	39-29	42-25	51-38	L1	7-3
Tampa Yankees	77	56	.579	3.0	36-31	41-25	53-33	L1	7-3
Dunedin Blue Jays	76	58	.567	4.5	38-28	38-30	51-36	W1	8-2
Daytona Tortugas	75	61	.551	6.5	42-31	33-30	49-40	L2	4-6
Lakeland Flying Tigers	58	72	.446	20.5	29-35	29-37	36-49	W2	3-7
Brevard County Manatees	40	96	.294	41.5	18-47	22-49	23-67	W2	3-7

### Florida State League South

	W	L	PCT	GB	Home	Away	Div	Streak	Last10
St. Lucie Mets	74	60	.552	-	37-30	37-30	47-41	W4	7-3
Bradenton Marauders	70	65	.519	4.5	34-33	36-32	47-42	W1	4-6
Fort Myers Miracle	69	68	.504	6.5	35-32	34-36	51-39	L1	5-5
Jupiter Hammerheads	67	69	.493	8.0	37-33	30-36	44-45	L4	5-5
Charlotte Stone Crabs	64	70	.478	10.0	34-32	30-38	41-47	L3	3-7
Palm Beach Cardinals	57	79	.419	18.0	23-45	34-34	37-53	W2	6-4

Clinton LumberKings (85-53) 8, Cedar Rapids KERNELS (77-60) 5  
September 3, 2016

	1	2	3	4	5	6	7	8	9	R	H	E
Clinton	3	0	0	0	1	2	0	2	0	8	14	4
Cedar Rapids	0	0	0	0	0	0	3	2	0	5	7	1

Clinton	AB	R	H	RBI	BB	SO	LOB	AVG	Cedar Rapids	AB	R	H	RBI	BB	SO	LOB	AVG
Mariscal, 2B	2	1	2	1	2	0	0	.300	Guzman, M, SS	2	1	0	0	3	0	0	.188
Liberato, CF	5	1	2	1	0	1	4	.261	Molina, 3B	4	0	0	0	1	0	5	.304
Kelly, DH	4	0	1	1	1	1	3	.292	Wiel, 1B	5	2	3	2	0	0	2	.258
Taylor, L, 3B	5	2	2	1	0	1	2	.268	Blankenhorn, 2B	4	1	0	0	1	2	6	.284
Jackson, A, LF	4	0	2	2	0	1	2	.245	Fernandez, J, RF	5	1	1	3	0	3	4	.217
Hale, 1B	5	0	0	0	0	1	4	.263	Davis, J, LF	4	0	2	0	1	1	1	.249
Craig, RF	4	2	1	0	1	1	2	.224	Garcia, DH	5	0	1	0	0	1	2	.248
Nieto, C	4	0	1	0	0	1	2	.228	Silva, R, C	4	0	0	0	0	1	4	.221
Ascanio, SS	4	2	3	2	0	1	1	.256	Cavaness, CF	3	0	0	0	1	2	0	.204
Gohara, P	0	0	0	0	0	0	0	.000	Anderson, P	0	0	0	0	0	0	0	.000
Pierce, P	0	0	0	0	0	0	0	.000	Ramirez, W, P	0	0	0	0	0	0	0	.000
Silva, P	0	0	0	0	0	0	0	.000	Hackimer, P	0	0	0	0	0	0	0	.000
Gorgas, P	0	0	0	0	0	0	0	.000	<b>Totals</b>	<b>36</b>	<b>5</b>	<b>7</b>	<b>5</b>	<b>7</b>	<b>10</b>	<b>24</b>	<b>.259</b>
Schiraldi, P	0	0	0	0	0	0	0	.000									
<b>Totals</b>	<b>37</b>	<b>8</b>	<b>14</b>	<b>8</b>	<b>4</b>	<b>8</b>	<b>20</b>	<b>.254</b>									

**BATTING**

**2B:** Taylor, L (23, Anderson); Jackson, A (20, Anderson); Kelly (30, Anderson); Ascanio (15, Ramirez, W); Liberato (19, Ramirez, W).

**3B:** Taylor, L (2, Anderson); Ascanio (3, Anderson).

**TB:** Liberato 3; Taylor, L 5; Mariscal 2; Jackson, A 3; Nieto; Craig; Kelly 2; Ascanio 6.

**RBI:** Kelly (58); Taylor, L (75); Jackson, A 2 (55); Ascanio 2 (46); Mariscal (41); Liberato (29).

**2-out RBI:** Ascanio; Liberato.

**Runners left in scoring position, 2 out:** Craig 2; Hale; Liberato; Kelly 2.

**SF:** Mariscal.

**GIDP:** Hale.

**Team RISP:** 5-for-16.

**Team LOB:** 8.

**BASERUNNING**

**SB:** Craig (7, 2nd base off Anderson/Silva, R).

**CS:** Kelly (10, 2nd base by Ramirez, W/Silva, R).

**PO:** Kelly (1st base by Ramirez, W).

**FIELDING**

**E:** Nieto (4, throw); Taylor, L (16, fielding); Mariscal (8, fielding); Ascanio (22, throw).

**DP:** (Ascanio-Hale).

**BATTING**

**2B:** Davis, J 2 (13, Gohara, Gohara).

**HR:** Fernandez, J (10, 7th inning off Silva, 2 on, 2 out); Wiel (17, 8th inning off Gorgas, 1 on, 2 out).

**TB:** Fernandez, J 4; Garcia; Wiel 6; Davis, J 4.

**RBI:** Fernandez, J 3 (52); Wiel 2 (79).

**2-out RBI:** Fernandez, J 3; Wiel 2.

**Runners left in scoring position, 2 out:** Silva, R 2; Fernandez, J 2; Molina 2.

**GIDP:** Blankenhorn.

**Team RISP:** 3-for-13.

**Team LOB:** 11.

**BASERUNNING**

**SB:** Guzman, M (4, 2nd base off Gohara/Nieto).

**FIELDING**

**E:** Anderson (1, throw).

**PB:** Silva, R (5).

**DP:** 2 (Cavaness-Anderson-Silva, R; Guzman, M-Blankenhorn-Wiel).

**Pickoffs:** Ramirez, W (Kelly at 1st base).

Clinton	IP	H	R	ER	BB	SO	HR	ERA	Cedar Rapids	IP	H	R	ER	BB	SO	HR	ERA
Gohara (W, 5-2)	5.0	4	0	0	4	6	0	1.82	Anderson (L, 3-1)	5.1	12	6	6	1	2	0	2.62
Pierce	1.0	0	0	0	0	1	0	1.99	Ramirez, W	2.1	2	2	2	3	4	0	2.62
Silva	0.2	1	3	0	2	0	1	3.99	Hackimer	1.1	0	0	0	0	2	0	2.49
Gorgas (H, 2)	1.1	2	2	2	1	2	1	6.23	<b>Totals</b>	<b>9.0</b>	<b>14</b>	<b>8</b>	<b>8</b>	<b>4</b>	<b>8</b>	<b>0</b>	<b>3.20</b>
Schiraldi (S, 2)	1.0	0	0	0	0	1	0	2.68									
<b>Totals</b>	<b>9.0</b>	<b>7</b>	<b>5</b>	<b>2</b>	<b>7</b>	<b>10</b>	<b>2</b>	<b>3.11</b>									

**Game Scores:** Gohara 60; Anderson 30. **HBP:** Jackson, A (by Hackimer).

**Pitches-strikes:** Gohara 86-51; Pierce 10-8; Silva 31-14; Gorgas 27-17; Schiraldi 9-8; Anderson 90-62; Ramirez, W 62-38; Hackimer 19-14.

**Groundouts-flyouts:** Gohara 6-4; Pierce 1-1; Silva 3-0; Gorgas 2-0; Schiraldi 2-0; Anderson 5-4; Ramirez, W 0-2; Hackimer 2-0.

**Batters faced:** Gohara 24; Pierce 3; Silva 6; Gorgas 7; Schiraldi 3; Anderson 27; Ramirez, W 11; Hackimer 5.

**Inherited runners-scored:** Gorgas 1-0; Ramirez, W 1-1; Hackimer 2-0.

**Umpires:** HP: Andrew Barrett. 1B: Austin Jones. **Weather:** 79 degrees, partly cloudy. **Wind:** 12 mph, R to L. **First pitch:** 6:38 PM. **T:** 3:29. **Att:** 2,931.

**Venue:** Perfect Game Field. **September 3, 2016**

September 3, 2016

Cedar Rapids Kernels Batting

	AVG	G	AB	R	H	TB	2B	3B	HR	BI	SH	SF	HP	BB	IBB	SO	SB	CS	GIDP	SLG	OBP
Arraez, Luis	.348	113	471	67	164	210	31	3	3	66	4	3	1	31	0	51	3	3	10	.446	.387
Blankenhorn, Travis	.284	24	88	11	25	37	5	2	1	12	1	0	1	8	0	27	2	1	4	.420	.351
Cavaness, Christian	.204	66	211	28	43	49	2	2	0	13	3	0	2	27	0	83	4	4	2	.232	.300
Davis, Jaylin	.249	50	185	30	46	85	13	1	8	27	0	0	5	20	0	61	3	0	4	.459	.338
Diemer, Austin	.222	10	36	3	8	12	1	0	1	3	0	0	0	3	0	12	1	1	1	.333	.282
Fernandez, J.J.	.217	115	428	48	93	152	25	2	10	52	0	6	8	35	0	114	2	2	6	.355	.285
Garcia, Kevin	.248	37	141	12	35	46	8	0	1	11	0	0	2	7	1	28	1	0	2	.326	.293
Guzman, Manuel	.188	28	80	11	15	16	1	0	0	2	0	1	0	13	0	12	4	3	1	.200	.298
Lopez, Brandon	.286	18	70	8	20	23	3	0	0	7	0	1	2	11	0	16	0	0	5	.329	.393
Molina, Nelson	.304	93	329	37	100	127	15	3	2	43	5	3	3	38	2	52	5	1	2	.386	.378
Palacios, Jermaine	.222	71	261	34	58	75	8	3	1	28	2	4	3	18	0	39	3	4	11	.287	.276
Scoggins, Casey	.244	50	193	26	47	54	5	1	0	13	4	2	0	24	1	44	3	2	3	.280	.324
Silva, Rainis	.221	36	122	18	27	30	3	0	0	12	0	0	1	11	0	31	0	0	6	.246	.291
Valera, Rafael P	.261	30	115	16	30	47	9	4	0	11	0	0	2	17	0	30	0	3	2	.409	.366
Wiel, Zander	.258	126	493	73	127	221	27	8	17	79	3	6	3	54	1	125	7	1	13	.448	.331
Totals	.259	137	4722	633	1222	1715	221	43	62	562	31	47	62	466	7	1043	60	35	106	.363	.330

Cedar Rapids Kernels Pitching

	W	L	ERA	G	GS	CG	GF	SHO	SV	IP	H	R	ER	HR	HB	BB	IBB	SO	WP
Anderson, Brady	3	1	2.62	6	6	0	0	0	0	34.1	37	12	10	1	1	7	0	19	1
Beardsley, Tyler	1	2	3.86	5	5	0	0	0	0	25.2	21	13	11	1	0	9	0	13	2
Cederoth, Michael	4	0	2.51	29	0	0	11	0	0	46.2	33	14	13	3	1	33	0	60	5
Cordy, Max	1	2	3.12	14	0	0	5	0	1	26.0	23	12	9	1	3	15	0	32	5
Cutura, Andro	3	1	5.14	6	6	0	0	0	0	28.0	25	17	16	0	3	15	0	28	6
Davis, Colton	0	0	0.00	1	0	0	0	0	0	1.0	0	0	0	0	0	0	0	1	0
Del Rosario, Eduardo	6	2	3.65	15	15	0	0	0	0	81.1	74	33	33	7	5	31	0	79	12
Garcia, Kevin	1	0	0.00	1	0	0	1	0	0	2.0	0	0	0	0	0	0	0	2	0
Gibbons, Sam	7	5	4.77	29	14	0	6	0	0	100.0	107	66	53	9	7	45	0	64	8
Hackimer, Tom	1	3	2.49	20	0	0	17	0	5	25.1	20	12	7	1	7	10	0	23	0
Irby, C.K.	1	2	2.53	14	0	0	5	0	1	21.1	18	8	6	1	0	7	0	24	3
McIver, Anthony	0	2	2.58	31	0	0	20	0	10	52.1	46	19	15	2	2	12	2	55	1
Poppen, Sean	0	1	2.57	3	3	0	0	0	0	14.0	9	4	4	1	0	6	0	17	2
Ramirez, Williams	3	1	2.62	29	0	0	9	0	4	55.0	24	16	16	1	4	34	0	66	5
Thorpe, Lewis	0	0	-	0	0	0	0	0	0	0.0	0	0	0	0	0	0	0	0	0
Tillery, Zach	1	1	8.10	6	0	0	3	0	0	10.0	12	9	9	0	0	10	0	12	2
Vasquez, Andrew	1	0	1.71	12	0	0	3	0	1	26.1	13	7	5	0	4	12	0	33	2
Wells, Lachlan	6	4	1.77	12	12	0	0	0	0	71.1	57	21	14	4	4	16	0	63	2
Totals	77	60	3.20	137	137	2	135	17	33	1224.1	1021	517	435	53	75	492	2	1162	118

## SECOND HALF STANDINGS

### Midwest League Eastern

	W	L	PCT	GB	Home	Away	Div	Streak	Last10
# Bowling Green Hot Rods	45	23	.662	-	21-11	24-12	36-20	W2	7-3
South Bend Cubs	41	27	.603	4.0	20-13	21-14	34-22	W1	4-6
Great Lakes Loons	34	34	.500	11.0	20-13	14-21	29-27	W2	6-4
Lansing Lugnuts	33	35	.485	12.0	21-14	12-21	30-26	W1	5-5
West Michigan Whitecaps	32	35	.478	12.5	23-12	9-23	26-30	L1	5-5
Lake County Captains	30	38	.441	15.0	18-16	12-22	24-32	L3	4-6
Dayton Dragons	26	42	.382	19.0	15-19	11-23	21-35	L1	4-6
Fort Wayne TinCaps	26	42	.382	19.0	17-18	9-24	24-32	L2	5-5

### Midwest League Western

	W	L	PCT	GB	Home	Away	Div	Streak	Last10
Clinton LumberKings	46	22	.676	-	27-8	19-14	38-18	W1	3-7
@ Cedar Rapids Kernels	41	27	.603	5.0	18-15	23-12	32-24	L1	7-3
Wisconsin Timber Rattlers	36	32	.529	10.0	20-15	16-17	30-26	W1	7-3
Burlington Bees	35	33	.515	11.0	22-11	13-22	26-30	W2	4-6
Peoria Chiefs	33	34	.493	12.5	22-13	11-21	28-28	L1	6-4
Kane County Cougars	30	38	.441	16.0	14-19	16-19	26-30	W2	6-4
Quad Cities River Bandits	29	39	.426	17.0	18-17	11-22	22-34	L2	2-8
Beloit Snappers	26	42	.382	20.0	18-15	8-27	22-34	L2	5-5

## OVERALL STANDINGS

### Midwest League Eastern

	W	L	PCT	GB	Home	Away	Div	Streak	Last10
Bowling Green Hot Rods	82	55	.599	-	40-26	42-29	65-48	W2	7-3
South Bend Cubs	82	55	.599	-	45-24	37-31	69-45	W1	4-6
West Michigan Whitecaps	71	63	.530	9.5	42-26	29-37	60-53	L1	5-5
Lake County Captains	70	68	.507	12.5	39-30	31-38	57-57	L3	4-6
Lansing Lugnuts	69	69	.500	13.5	40-30	29-39	58-56	W1	5-5
Great Lakes Loons	63	75	.457	19.5	36-32	27-43	54-60	W2	6-4
Fort Wayne TinCaps	62	76	.449	20.5	37-33	25-43	52-62	L2	5-5
Dayton Dragons	47	91	.341	35.5	26-43	21-48	40-74	L1	4-6

### Midwest League Western

	W	L	PCT	GB	Home	Away	Div	Streak	Last10
Clinton LumberKings	85	53	.616	-	47-23	38-30	70-44	W1	3-7
Cedar Rapids Kernels	77	60	.562	7.5	38-29	39-31	62-52	L1	7-3
Peoria Chiefs	73	64	.533	11.5	45-25	28-39	63-51	L1	6-4
Wisconsin Timber Rattlers	70	68	.507	15.0	38-32	32-36	57-57	W1	7-3
Burlington Bees	67	71	.486	18.0	38-30	29-41	53-61	W2	4-6
Kane County Cougars	63	75	.457	22.0	31-37	32-38	53-61	W2	6-4
Quad Cities River Bandits	60	77	.438	24.5	33-36	27-41	48-66	L2	2-8



**Johnson City Cardinals (1-0) 7, Elizabethton Twins (0-1) 4**  
**September 3, 2016**

	1	2	3	4	5	6	7	8	9	R	H	E
<b>Johnson City</b>	0	0	0	2	0	1	0	2	2	7	9	2
<b>Elizabethton</b>	0	1	1	0	1	0	0	1	0	4	9	1

<b>Johnson City</b>	<b>AB</b>	<b>R</b>	<b>H</b>	<b>RBI</b>	<b>BB</b>	<b>SO</b>	<b>LOB</b>	<b>AVG</b>	<b>Elizabethton</b>	<b>AB</b>	<b>R</b>	<b>H</b>	<b>RBI</b>	<b>BB</b>	<b>SO</b>	<b>LOB</b>	<b>AVG</b>
Davis, 2B	4	0	1	1	0	0	0	.250	Montesino, SS	4	1	1	0	0	1	2	.250
Cordoba, SS	5	1	1	0	0	1	1	.200	Hamilton, RF	4	0	2	2	0	1	1	.500
Fiedler, RF	4	1	1	1	1	1	1	.250	Kranson, 3B	4	1	1	0	0	0	3	.250
Knizner, C	4	2	2	1	1	0	1	.500	Diaz, 1B	4	1	2	2	0	1	2	.500
Lopez, J, DH	3	2	2	2	1	0	0	.667	Minier, DH	4	0	0	0	0	3	0	.000
Denton, 3B	3	0	2	1	1	0	0	.667	Carrier, LF	4	0	1	0	0	3	0	.250
Newman, 1B	4	0	0	0	0	0	6	.000	Rortvedt, C	4	0	0	0	0	2	1	.000
Asbury-Heath, LF	4	1	0	0	0	2	3	.000	Jernigan, 2B	4	0	0	0	0	1	0	.000
Billings, CF	3	0	0	0	0	1	0	.000	Martinez, L, CF	4	1	2	0	0	1	0	.500
Vance, P	0	0	0	0	0	0	0	.000	De Jesus, M, P	0	0	0	0	0	0	0	.000
MaVorhis, P	0	0	0	0	0	0	0	.000	Lujan, P	0	0	0	0	0	0	0	.000
Siomkin, P	0	0	0	0	0	0	0	.000	Quezada, J, P	0	0	0	0	0	0	0	.000
Arias, E, P	0	0	0	0	0	0	0	.000	Grogan, P	0	0	0	0	0	0	0	.000
<b>Totals</b>	<b>34</b>	<b>7</b>	<b>9</b>	<b>6</b>	<b>4</b>	<b>5</b>	<b>12</b>	<b>.265</b>	<b>Totals</b>	<b>36</b>	<b>4</b>	<b>9</b>	<b>4</b>	<b>0</b>	<b>13</b>	<b>9</b>	<b>.250</b>

**BATTING**

**2B:** Denton (1, De Jesus, M).  
**3B:** Knizner (1, De Jesus, M).  
**HR:** Lopez, J (1, 8th inning off Lujan, 1 on, 1 out).  
**TB:** Lopez, J 5; Denton 3; Davis; Cordoba; Fiedler; Knizner 4.  
**RBI:** Knizner (1); Denton (1); Lopez, J 2 (2); Davis (1); Fiedler (1).  
**2-out RBI:** Fiedler.  
**Runners left in scoring position, 2 out:** Newman; Asbury-Heath 2.  
**SAC:** Billings.  
**SF:** Davis.  
**GIDP:** Newman.  
**Team RISP:** 2-for-7.  
**Team LOB:** 6.

**BASERUNNING**

**SB:** Cordoba (1, 2nd base off Quezada, J/Rortvedt).

**FIELDING**

**E:** Denton (1, fielding); Davis (1, missed catch).  
**PB:** Knizner (1).  
**Outfield assists:** Fiedler (Diaz at 3rd base).

**BATTING**

**2B:** Carrier (1, Vance); Diaz (1, MaVorhis).  
**HR:** Diaz (1, 2nd inning off Vance, 0 on, 0 out).  
**TB:** Kranson; Montesino; Carrier 2; Hamilton 2; Martinez, L 2; Diaz 6.  
**RBI:** Diaz 2 (2); Hamilton 2 (2).  
**2-out RBI:** Hamilton.  
**Runners left in scoring position, 2 out:** Diaz; Rortvedt.  
**Team RISP:** 2-for-5.  
**Team LOB:** 5.

**FIELDING**

**E:** Diaz (1, fielding).  
**DP:** (Kranson-Rortvedt-Diaz).

<b>Johnson City</b>	<b>IP</b>	<b>H</b>	<b>R</b>	<b>ER</b>	<b>BB</b>	<b>SO</b>	<b>HR</b>	<b>ERA</b>	<b>Elizabethton</b>	<b>IP</b>	<b>H</b>	<b>R</b>	<b>ER</b>	<b>BB</b>	<b>SO</b>	<b>HR</b>	<b>ERA</b>
Vance	6.0	6	3	2	0	11	1	3.00	De Jesus, M	5.0	4	3	3	3	4	0	5.40
MaVorhis (W, 1-0)	1.1	3	1	1	0	0	0	6.75	Lujan (BS, 1)(L, 0-1)	2.2	3	2	2	1	1	1	6.75
Siomkin (H, 1)	0.2	0	0	0	0	1	0	0.00	Quezada, J	1.0	2	2	0	0	0	0	0.00
Arias, E (S, 1)	1.0	0	0	0	0	1	0	0.00	Grogan	0.1	0	0	0	0	0	0	0.00
<b>Totals</b>	<b>9.0</b>	<b>9</b>	<b>4</b>	<b>3</b>	<b>0</b>	<b>13</b>	<b>1</b>	<b>3.00</b>	<b>Totals</b>	<b>9.0</b>	<b>9</b>	<b>7</b>	<b>5</b>	<b>4</b>	<b>5</b>	<b>1</b>	<b>5.00</b>

De Jesus, M pitched to 1 batter in the 6th.

**Game Scores:** Vance 60; De Jesus, M 51.

**WP:** Lujan; Quezada, J.

**Groundouts-flyouts:** Vance 4-2; MaVorhis 2-0; Siomkin 1-0; Arias, E 1-1; De Jesus, M 5-2; Lujan 3-1; Quezada, J 3-1; Grogan 0-1.

**Batters faced:** Vance 25; MaVorhis 6; Siomkin 2; Arias, E 3; De Jesus, M 22; Lujan 11; Quezada, J 6; Grogan 1.

**Inherited runners-scored:** Lujan 1-0; Grogan 1-0.

**Umpires:** HP: Dillon Wilson. 1B: Mike Snover. 2B: Zach Neff. 3B: Mark Stewart.

**Weather:** 81 degrees, clear.

**Wind:** 8 mph, In from CF.

**First pitch:** 6:00 PM. **T:** 2:44. **Att:** 637. **Venue:** Joe O'Brien Field. **September 3, 2016**



August 31, 2016

Elizabethton Twins Batting

	AVG	G	AB	R	H	TB	2B	3B	HR	BI	SH	SF	HP	BB	IBB	SO	SB	CS	GIDP	SLG	OBP
Albanese, Matt	.000	0	0	0	0	0	0	0	0	0	0	0	0	0	0	0	0	0	0	.000	.000
Cabbage, Trey	.204	31	98	16	20	33	5	1	2	8	0	0	2	11	0	38	2	1	2	.337	.297
Carrier, Shane	.275	55	207	21	57	93	14	2	6	29	0	3	2	7	0	42	3	1	6	.449	.301
Diaz, Lewin	.310	46	174	26	54	100	15	2	9	37	0	1	0	12	0	35	0	0	5	.575	.353
Gonzalez, Roberto	.221	24	77	7	17	26	4	1	1	7	0	0	0	4	0	29	3	0	3	.338	.259
Hamilton, Caleb	.207	45	140	25	29	46	7	2	2	15	1	0	3	28	0	44	2	1	0	.329	.351
Hayman, Bryant	.194	31	103	4	20	28	5	0	1	9	0	3	1	2	0	46	0	0	2	.272	.211
Jernigan, Andre	.243	36	107	16	26	40	6	1	2	15	0	0	2	13	0	41	1	1	1	.374	.336
Kiriloff, Alex	.306	55	216	33	66	98	9	1	7	33	0	3	2	11	0	32	0	1	5	.454	.341
Kranson, Mitchell	.245	43	163	23	40	58	6	0	4	15	0	0	2	13	0	21	0	0	0	.356	.309
Martinez, Luis	.223	34	94	16	21	24	3	0	0	3	1	0	1	11	0	17	2	1	1	.255	.311
Minier, Amaury	.222	48	167	20	37	75	8	0	10	32	0	1	0	24	0	62	0	0	1	.449	.318
Molina, Robert	.135	25	74	6	10	11	1	0	0	5	0	0	2	4	0	16	0	0	1	.149	.200
Montesino, Ariel	.299	47	187	33	56	62	4	1	0	13	1	1	0	13	0	34	7	6	3	.332	.343
Morrison, Hank	.148	20	61	8	9	14	1	2	0	3	0	0	1	7	0	18	0	0	2	.230	.246
Rortvedt, Ben	.250	13	40	2	10	10	0	0	0	7	1	0	1	5	0	2	0	0	2	.250	.348
Totals	.255	67	2232	323	569	881	102	15	60	282	4	14	25	203	0	565	29	12	43	.395	.322

Elizabethton Twins Pitching

	W	L	ERA	G	GS	CG	GF	SHO	SV	IP	H	R	ER	HR	HB	BB	IBB	SO	WP
Beeker, Clark	0	1	2.38	2	2	0	0	0	0	11.1	7	3	3	2	0	2	0	12	0
Carlini, Domenick	1	7	4.83	12	8	1	1	0	1	50.1	63	32	27	3	2	10	0	41	7
Davis, Colton	0	2	3.26	13	0	0	8	0	5	19.1	11	7	7	0	2	8	0	23	4
De Jesus, Miguel	0	2	3.00	4	4	0	0	0	0	18.0	14	8	6	1	2	8	0	13	2
Grogan, Quin	2	2	3.86	13	0	0	5	0	0	25.2	21	12	11	2	4	13	0	28	5
Jax, Griffin	0	1	4.15	4	0	0	2	0	0	8.2	15	4	4	2	0	1	0	8	2
Lujan, Hector	3	0	5.35	19	0	0	11	0	3	35.1	39	25	21	5	4	10	2	30	1
Martinez, Jose	1	5	7.88	11	11	0	0	0	0	48.0	76	49	42	8	2	18	0	26	6
Mason, Ryan	3	2	5.33	11	9	1	1	0	1	49.0	58	31	29	5	3	8	0	32	5
McGuff, Patrick	2	0	2.77	18	0	0	14	0	9	26.0	23	9	8	1	2	10	2	33	4
Quezada, Johan	2	1	5.04	19	0	0	13	0	3	30.1	24	21	17	1	4	21	0	29	15
Robinson, Alex	0	1	3.00	15	2	0	3	0	0	33.0	19	15	11	2	7	34	0	52	3
Schick, Alex	5	2	5.25	11	8	1	0	1	0	48.0	45	29	28	3	9	15	0	49	5
Tribby, Austin	5	0	5.40	16	0	0	3	0	0	31.2	44	24	19	3	1	14	0	30	6
Wells, Tyler	5	2	3.23	10	10	1	0	1	0	47.1	40	22	17	0	4	17	0	59	9
Totals	36	31	4.36	67	67	4	63	5	23	568.0	580	325	275	42	56	221	4	560	83

Appalachian League East

	W	L	PCT	GB	Home	Away	Div	Streak	Last10
# Burlington Royals	42	26	.618	-	19-14	23-12	21-17	L1	7-3
@ Princeton Rays	38	29	.567	3.5	21-13	17-16	20-17	L1	5-5
Bluefield Blue Jays	37	31	.544	5.0	20-13	17-18	23-15	W1	4-6
Danville Braves	31	36	.463	10.5	15-18	16-18	17-20	W1	4-6
Pulaski Yankees	29	37	.439	12.0	17-17	12-20	11-23	L1	6-4

Appalachian League West

	W	L	PCT	GB	Home	Away	Div	Streak	Last10
# Johnson City Cardinals	39	29	.574	-	20-16	19-13	25-13	W1	4-6
@ Elizabethton Twins	36	31	.537	2.5	17-16	19-15	23-14	L3	4-6
Greeneville Astros	33	34	.493	5.5	18-16	15-18	16-21	W3	5-5
Kingsport Mets	27	41	.397	12.0	15-18	12-23	16-22	W5	8-2
Bristol Pirates	25	43	.368	14.0	16-18	9-25	13-23	L3	2-8

**GCL Red Sox (33-28) 4, GCL Twins (32-29) 3**  
**September 3, 2016**

	1	2	3	4	5	6	7	8	9	R	H	E
<b>GCL Red Sox</b>	0	0	0	0	0	3	1	0	0	4	9	1
<b>GCL Twins</b>	0	0	0	0	0	0	3	0	3	6	0	

<b>GCL Red Sox</b>	<b>AB</b>	<b>R</b>	<b>H</b>	<b>RBI</b>	<b>BB</b>	<b>SO</b>	<b>LOB</b>	<b>AVG</b>	<b>GCL Twins</b>	<b>AB</b>	<b>R</b>	<b>H</b>	<b>RBI</b>	<b>BB</b>	<b>SO</b>	<b>LOB</b>	<b>AVG</b>
Cedrola, CF	4	1	1	0	0	1	0	.290	Whitefield, 3B-1B	3	0	0	0	1	0	1	.298
Oliveras, 1B	4	0	1	0	1	1	2	.275	Marrero, RF	3	1	3	0	0	0	0	.290
Reveles, DH	5	1	2	1	0	0	2	.303	Baddoo, CF	4	1	1	2	0	3	3	.178
Barriento, RF	3	1	0	0	1	1	1	.298	Hazard, C	4	0	1	0	0	1	2	.280
Espinal, St, 3B	4	1	0	0	0	1	3	.217	Alvarez, J, C	0	0	0	0	0	0	0	.259
Espinal, Sa, SS	3	0	2	2	1	0	0	.244	Munoz, G, SS	3	0	0	0	1	0	1	.256
Rusconi, 2B	4	0	3	1	0	0	1	.292	Salva, DH	4	0	0	0	0	0	1	.179
Miranda, S, C	4	0	0	0	0	1	6	.291	Davis, T, LF	3	0	0	0	0	3	1	.216
Abreu, LF	3	0	0	0	1	0	1	.219	a-Arias, J, PH	1	0	0	0	0	0	0	.202
Diaz, J, P	0	0	0	0	0	0	0	.000	Featherstone, 1B	3	0	1	0	0	1	1	.212
Requena, H, P	0	0	0	0	0	0	0	.000	1-Hutcheon, PR-3B	0	1	0	0	0	0	0	.216
<b>Totals</b>	<b>34</b>	<b>4</b>	<b>9</b>	<b>4</b>	<b>4</b>	<b>5</b>	<b>16</b>	<b>.237</b>	Morel, E, 2B	3	0	0	0	0	1	1	.116
									Fox, P	0	0	0	0	0	0	0	.000
									Strecker, P	0	0	0	0	0	0	0	.000
									Farfan, P	0	0	0	0	0	0	0	.000
									<b>Totals</b>	<b>31</b>	<b>3</b>	<b>6</b>	<b>2</b>	<b>2</b>	<b>9</b>	<b>11</b>	<b>.225</b>

**BATTING**

**TB:** Oliveras; Cedrola; Rusconi 3; Espinal, Sa 2; Reveles 2.

**RBI:** Espinal, Sa 2 (10); Rusconi (3); Reveles (4).

**2-out RBI:** Espinal, Sa 2; Rusconi; Reveles.

**Runners left in scoring position, 2 out:** Miranda, S 3; Abreu; Barriento.

**GIDP:** Reveles.

**Team RISP:** 3-for-10.

**Team LOB:** 8.

**BASERUNNING**

**SB:** Reveles (3, 2nd base off Fox/Hazard); Cedrola (9, 2nd base off Strecker/Hazard); Rusconi (1, 2nd base off Farfan/Hazard).

**PO:** Abreu (1st base by Farfan).

**FIELDING**

**E:** Barriento (4, fielding).

**Outfield assists:** Barriento (Morel, E at 3rd base).

a-Flie out for Davis, T in the 9th.

1-Ran for Featherstone in the 8th.

**BATTING**

**2B:** Marrero (6, Diaz, J).

**3B:** Baddoo (2, Requena, H).

**TB:** Featherstone; Baddoo 3; Marrero 4; Hazard.

**RBI:** Baddoo 2 (15).

**2-out RBI:** Baddoo 2.

**Runners left in scoring position, 2 out:** Hazard 2;

Featherstone; Baddoo.

**SAC:** Marrero.

**Team RISP:** 1-for-6.

**Team LOB:** 4.

**BASERUNNING**

**SB:** Munoz, G 2 (13, 2nd base off Diaz, J/Miranda, S, 3rd base off Diaz, J/Miranda, S); Marrero (5, 2nd base off Requena, H/Miranda, S).

**CS:** Hazard (1, 2nd base by Diaz, J/Miranda, S).

**FIELDING**

**PB:** Hazard (4).

**DP:** (Whitefield-Morel, E-Featherstone).

**Pickoffs:** Farfan (Abreu at 1st base).

<b>GCL Red Sox</b>	<b>IP</b>	<b>H</b>	<b>R</b>	<b>ER</b>	<b>BB</b>	<b>SO</b>	<b>HR</b>	<b>ERA</b>	<b>GCL Twins</b>	<b>IP</b>	<b>H</b>	<b>R</b>	<b>ER</b>	<b>BB</b>	<b>SO</b>	<b>HR</b>	<b>ERA</b>
Diaz, J (W, 4-4)	5.0	2	0	0	2	6	0	2.85	Fox (L, 2-3)	5.1	4	3	3	2	1	0	3.10
Requena, H (S, 2)	4.0	4	3	3	0	3	0	2.35	Strecker	1.2	4	1	1	0	1	0	3.27
<b>Totals</b>	<b>9.0</b>	<b>6</b>	<b>3</b>	<b>3</b>	<b>2</b>	<b>9</b>	<b>0</b>	<b>3.45</b>	Farfan	2.0	1	0	0	2	3	0	3.48
									<b>Totals</b>	<b>9.0</b>	<b>9</b>	<b>4</b>	<b>4</b>	<b>4</b>	<b>5</b>	<b>0</b>	<b>2.79</b>

**Game Scores:** Diaz, J 68; Fox 52.

**WP:** Requena, H.

**HBP:** Cedrola (by Fox).

**Groundouts-flyouts:** Diaz, J 2-4; Requena, H 5-4; Fox 8-1; Strecker 4-0; Farfan 2-0.

**Batters faced:** Diaz, J 18; Requena, H 16; Fox 22; Strecker 9; Farfan 8.

**Inherited runners-scored:** Strecker 3-3.

**Umpires:** HP: Gabriel Alfonzo. 1B: Harley Acosta. 2B: Edgar Huerta. 3B: Tyler Thurmond.

**Weather:** 83 degrees, sunny.

**Wind:** 7 mph, Out to LF.

**First pitch:** 9:59 AM. **T:** 2:45. **Venue:** CenturyLink Sports Complex Fields. **September 3, 2016**

September 3, 2016  
GCL Twins Batting

	AVG	G	AB	R	H	TB	2B	3B	HR	BI	SH	SF	HP	BB	IBB	SO	SB	CS	GIDP	SLG	OBP
Aluko, Isaiah	.133	5	15	3	2	5	0	0	1	2	0	0	0	2	0	7	0	0	1	.333	.235
Alvarez, Jhon	.259	25	58	6	15	17	2	0	0	3	0	1	0	11	0	11	0	0	0	.293	.371
Andrade, Jorge	.239	14	46	8	11	17	4	1	0	6	2	1	0	9	0	16	5	2	0	.370	.357
Arias, Jean Carlos	.202	45	124	14	25	33	4	2	0	9	3	1	1	10	0	28	7	3	1	.266	.265
Baddoo, Akil	.178	38	107	15	19	29	0	2	2	15	0	1	1	18	0	36	8	1	2	.271	.299
Blanco, Dominic	.300	7	20	0	6	7	1	0	0	3	0	0	0	3	1	8	0	0	0	.350	.391
Cronin, Joe	.198	24	81	6	16	20	1	0	1	7	1	1	5	9	0	17	7	3	0	.247	.313
Davis, Tyree	.216	34	97	10	21	34	6	2	1	4	0	0	1	9	1	44	4	5	0	.351	.290
Featherstone, Zach	.212	34	99	9	21	28	5	1	0	6	1	1	3	9	0	42	1	1	1	.283	.295
Gamez, Juan	.150	7	20	2	3	3	0	0	0	1	1	0	1	2	0	3	1	0	1	.150	.261
Hazard, Justin	.280	25	93	9	26	35	6	0	1	8	1	1	0	1	0	16	1	1	2	.376	.284
Hutcheon, Dane	.216	34	97	15	21	23	2	0	0	6	3	0	1	14	0	21	5	2	0	.237	.321
Kendrick, Kolton	.073	14	41	1	3	6	0	0	1	1	0	0	1	7	1	24	0	1	0	.146	.224
Marrero, Lean	.290	36	107	10	31	45	6	1	2	12	2	1	0	5	0	16	5	3	0	.421	.319
Miranda, Jose	.227	55	185	14	42	54	7	1	1	20	2	3	4	19	2	36	4	5	2	.292	.308
Morel, Emmanuel	.116	32	86	7	10	12	2	0	0	4	4	1	0	13	0	36	4	3	0	.140	.230
Munoz, Gorge	.256	54	199	23	51	72	13	1	2	18	1	5	6	13	1	37	13	3	6	.362	.314
Salva, Kidany	.179	18	56	4	10	13	1	1	0	6	0	1	0	3	0	13	1	0	0	.232	.217
Tapia, Roni	.127	20	55	5	7	17	1	0	3	5	0	0	0	3	0	29	0	1	2	.309	.172
Whitefield, Aaron	.298	51	191	30	57	70	7	0	2	17	1	2	4	19	1	47	31	9	4	.366	.370
Totals	.225	61	1970	212	444	602	80	12	18	169	23	20	32	205	7	530	107	49	26	.306	.306

GCL Twins Pitching

	W	L	ERA	G	GS	CG	GF	SHO	SV	IP	H	R	ER	HR	HB	BB	IBB	SO	WP
Balan, Vadim	0	0	-	0	0	0	0	0	0	0.0	0	0	0	0	0	0	0	0	0
Balazovic, Jordan	2	1	1.97	8	6	0	1	0	1	32.0	26	9	7	0	7	5	0	16	0
Benninghoff, Tyler	0	0	-	0	0	0	0	0	0	0.0	0	0	0	0	0	0	0	0	0
Clemensia, Taylor	1	4	2.47	11	10	0	0	0	0	43.2	27	24	12	0	6	26	0	47	8
Farfan, Onas	1	2	3.48	19	0	0	13	0	4	31.0	23	13	12	1	4	12	1	36	3
Fox, Tyler	2	3	3.10	13	10	0	2	0	1	52.1	42	20	18	1	3	11	0	36	1
Gomez, Moises	4	0	1.19	14	1	0	2	0	0	37.2	34	7	5	0	3	12	1	27	4
Hellquist, Bo	5	3	2.25	11	10	0	0	0	0	52.0	49	17	13	2	2	7	0	46	4
Jones, Matt	0	2	17.18	5	0	0	2	0	0	3.2	2	7	7	1	0	8	0	5	3
Kelly, Garrett	1	3	3.67	18	0	0	9	0	3	27.0	24	11	11	0	1	11	1	29	5
Lakso, Blair	0	0	-	0	0	0	0	0	0	0.0	0	0	0	0	0	0	0	0	0
Martinez, Daniel	2	0	8.83	13	0	0	5	0	1	17.1	27	17	17	0	1	6	0	17	4
Moran, Jovani	0	0	-	0	0	0	0	0	0	0.0	0	0	0	0	0	0	0	0	0
Pearce, Callan	2	2	1.99	18	0	0	7	0	2	31.2	27	13	7	0	3	12	1	28	2
Schutte, Matz	1	0	3.00	13	0	0	1	0	0	21.0	16	9	7	0	5	7	0	11	3
Strecker, Zach	0	1	3.27	17	0	0	9	0	6	33.0	35	15	12	1	1	8	1	28	4
Ynoa, Huascar	3	5	3.18	11	11	0	0	0	0	51.0	44	22	18	1	4	12	0	51	3
Totals	32	29	2.79	61	61	0	61	4	22	542.2	452	208	168	11	46	162	5	493	51

Gulf Coast League East

	W	L	PCT	GB	Home	Away	Div	Streak	Last10
# GCL Cardinals	33	21	.611	-	17-10	16-11	33-21	W1	6-4
GCL Nationals	30	23	.566	2.5	13-13	17-10	30-23	L2	5-5
GCL Mets	26	29	.473	7.5	17-11	9-18	26-29	L1	6-4
GCL Marlins	24	31	.436	9.5	11-16	13-15	24-31	W1	4-6
GCL Astros	22	31	.415	10.5	12-15	10-16	22-31	W1	5-5

Gulf Coast League Northeast

	W	L	PCT	GB	Home	Away	Div	Streak	Last10
# GCL Braves	28	28	.500	-	17-11	11-17	17-10	W1	5-5
GCL Pirates	22	34	.393	6.0	12-16	10-18	14-14	W1	2-8
GCL Tigers East	21	37	.362	8.0	12-17	9-20	13-15	L1	3-7
GCL Yankees East	19	36	.345	8.5	9-18	10-18	11-16	L2	4-6

Gulf Coast League Northwest

	W	L	PCT	GB	Home	Away	Div	Streak	Last10
# GCL Phillies	43	15	.741	-	21-8	22-7	16-12	W2	9-1
GCL Blue Jays	39	17	.696	3.0	20-8	19-9	18-10	L1	5-5
GCL Tigers West	30	28	.517	13.0	17-12	13-16	13-15	W1	5-5
GCL Yankees West	24	31	.436	17.5	14-14	10-17	9-19	L2	6-4

Gulf Coast League South

	W	L	PCT	GB	Home	Away	Div	Streak	Last10
GCL Red Sox	33	28	.541	-0.5	14-16	19-12	33-28	W1	5-5
GCL Twins	32	29	.525	0.5	16-15	16-14	32-29	L1	4-6
GCL Rays	28	31	.475	3.5	14-16	14-15	28-31	L1	5-5
GCL Orioles	27	32	.458	4.5	14-15	13-17	27-32	W1	6-4

August 27, 2016  
DSL Twins Batting

	AVG	G	AB	R	H	TB	2B	3B	HR	BI	SH	SF	HP	BB	IBB	SO	SB	CS	GIDP	SLG	OBP
Calcano, Mariano	.206	32	102	9	21	39	4	1	4	15	0	1	3	9	0	41	0	0	2	.382	.287
Cuesto, Darling	.245	44	143	23	35	45	5	1	1	16	0	0	5	25	0	27	6	2	7	.315	.376
De La Cruz, Yeremi	.244	38	135	19	33	50	6	1	3	21	0	3	2	9	0	25	1	1	3	.370	.295
Duran, Moris	.208	34	101	17	21	32	6	1	1	9	2	2	2	14	0	28	5	3	2	.317	.311
Encarnacion, Yeltsin	.220	43	159	22	35	43	6	1	0	17	1	0	3	23	2	17	7	5	4	.270	.330
Henriquez, Zaino	.161	22	62	4	10	11	1	0	0	2	1	1	1	7	0	14	2	1	2	.177	.254
Herrera, Edgar	.317	51	186	32	59	76	11	3	0	14	0	0	2	15	0	14	2	2	5	.409	.374
Javier, Wander	.308	9	26	7	8	17	3	0	2	6	0	0	0	4	0	5	0	0	0	.654	.400
Maldonado, Humberto	.283	48	166	21	47	67	11	3	1	24	0	4	2	21	0	56	14	10	5	.404	.363
Marte, Agustin	.263	46	160	23	42	48	4	1	0	14	5	0	0	25	0	37	15	5	2	.300	.362
Martinez, Juan	.242	41	124	18	30	45	8	2	1	19	0	3	3	22	1	31	2	4	2	.363	.362
Parra, Jorge	.294	45	160	17	47	60	5	4	0	23	0	4	1	12	2	30	7	6	2	.375	.339
Perez, Yeison	.272	31	103	11	28	44	7	0	3	13	1	1	4	5	0	13	0	0	3	.427	.327
Santana, Ruben	.248	44	145	16	36	43	3	2	0	13	2	3	1	11	0	26	5	6	2	.297	.300
Tademo, Victor	.311	51	177	42	55	76	16	1	1	22	0	1	4	19	0	22	21	4	3	.429	.388
Tejada, Oliver	.273	3	11	0	3	3	0	0	0	0	0	0	0	0	0	1	0	0	0	.273	.273
Tovar, Antonio	.270	52	189	24	51	69	10	1	2	24	1	1	3	21	0	30	5	3	4	.365	.350
Vasquez, Samuel	.181	49	138	25	25	35	4	3	0	11	2	2	4	15	0	35	8	4	2	.254	.277
Totals	.256	70	2287	330	586	803	110	25	19	263	15	26	40	257	5	452	100	56	50	.351	.338

DSL Twins Pitching

	W	L	ERA	G	GS	CG	GF	SHO	SV	IP	H	R	ER	HR	HB	BB	IBB	SO	WP
Acosta, Melvi	5	2	3.20	14	14	0	0	0	0	70.1	74	32	25	0	3	14	0	57	8
Balbuena, Erick	0	1	11.00	7	0	0	2	0	0	9.0	12	12	11	1	1	10	0	6	8
Bellorin, Luis	0	5	6.87	13	10	0	0	0	0	36.2	40	32	28	2	1	22	0	31	8
Bermudez, Jose	1	4	6.07	20	0	0	11	0	5	29.2	35	22	20	1	2	14	2	26	4
Castro, Cristian	0	0	9.82	11	0	0	2	0	0	11.0	19	18	12	0	2	9	0	7	2
Colina, Edwar	1	3	2.30	14	13	0	0	0	0	58.2	43	21	15	1	3	26	0	52	8
Cruz, Amilcar	2	2	4.09	16	0	0	4	0	0	33.0	38	19	15	1	1	9	0	25	7
Feliz, Danny	1	1	2.30	10	0	0	4	0	1	15.2	9	7	4	2	0	10	0	12	7
Garcia, Pedro	5	1	2.17	14	14	0	0	0	0	62.1	39	17	15	1	5	24	0	69	2
Marin, Andriu	4	3	2.88	20	0	0	10	0	4	40.2	40	16	13	2	4	15	1	36	4
Mojica, Juan	5	2	2.47	14	13	0	0	0	0	62.0	43	17	17	3	4	22	0	73	4
Pena, Juan	0	1	31.35	15	0	0	3	0	0	10.1	15	42	36	0	9	39	0	8	28
Rivas, Elvis	2	1	3.90	19	0	0	6	0	1	27.2	18	12	12	1	6	25	0	22	14
Soto, Fredderi	2	2	4.26	23	0	0	9	0	4	38.0	37	24	18	4	2	17	0	15	3
Suniaga, Carlos	7	3	2.03	16	6	0	3	0	1	57.2	45	18	13	0	1	13	0	58	4
Torres, Frandy	1	0	1.80	17	0	0	8	0	5	30.0	21	6	6	0	1	12	1	29	3
Totals	36	34	4.11	70	70	0	70	6	21	608.1	549	336	278	21	48	300	4	545	121

Dominican Summer League North

		W	L	PCT	GB	Home	Away	Div	Streak	Last10
#	DSL Rangers1	51	19	.729	-	23-12	28-7	51-19	W1	8-2
	DSL Mets1	45	26	.634	6.5	22-13	23-13	45-26	W4	7-3
	DSL Yankees1	33	36	.478	17.5	16-19	17-17	33-36	L2	6-4
	DSL Cubs1	29	42	.408	22.5	15-20	14-22	29-42	L2	6-4
	DSL Pirates	27	42	.391	23.5	16-19	11-23	27-42	L2	2-8
	DSL Indians	24	44	.353	26.0	14-20	10-24	24-44	L6	1-9

Dominican Summer League South

		W	L	PCT	GB	Home	Away	Div	Streak	Last10
#	DSL Mariners1	48	23	.676	-	26-10	22-13	48-23	L1	8-2
	DSL Dodgers1	42	27	.609	5.0	23-12	19-15	42-27	W2	6-4
	DSL Giants	40	30	.571	7.5	21-14	19-16	40-30	W1	4-6
	DSL Cubs2	38	32	.543	9.5	21-14	17-18	38-32	W1	5-5
	DSL Twins	36	34	.514	11.5	19-16	17-18	36-34	W3	6-4
	DSL Orioles2	29	42	.408	19.0	19-17	10-25	29-42	L5	2-8
	DSL Rojas	25	45	.357	22.5	12-22	13-23	25-45	L1	7-3
	DSL D-backs2	22	47	.319	25.0	10-24	12-23	22-47	L2	2-8

Dominican Summer League Northwest

		W	L	PCT	GB	Home	Away	Div	Streak	Last10
	DSL Red Sox1	50	18	.735	-	24-9	26-9	50-18	W1	7-3
	DSL Royals	48	21	.696	2.5	22-14	26-7	48-21	W9	9-1
	DSL Astros Blue	42	23	.646	6.5	21-11	21-12	42-23	W1	5-5
	DSL Rays1	34	35	.493	16.5	17-16	17-19	34-35	L1	6-4
	DSL Dodgers2	32	36	.471	18.0	17-17	15-19	32-36	L2	4-6
	DSL Phillies	28	40	.412	22.0	14-21	14-19	28-40	L4	4-6
	DSL Athletics	26	41	.388	23.5	17-18	9-23	26-41	L4	5-5
	DSL Marlins	10	56	.152	39.0	7-25	3-31	10-56	L1	2-8

Dominican Summer League Baseball City

		W	L	PCT	GB	Home	Away	Div	Streak	Last10
#	DSL D-backs	49	20	.710	-	27-8	22-12	49-20	W1	6-4
	DSL Blue Jays	36	32	.529	12.5	23-11	13-21	36-32	W2	4-6
	DSL Padres	36	33	.522	13.0	21-14	15-19	36-33	L1	7-3
	DSL Reds	31	37	.456	17.5	17-16	14-21	31-37	L5	2-8
	DSL Orioles1	27	42	.391	22.0	17-18	10-24	27-42	W4	6-4
	DSL White Sox	26	41	.388	22.0	14-19	12-22	26-41	L3	5-5

Dominican Summer League San Pedro

		W	L	PCT	GB	Home	Away	Div	Streak	Last10
#	DSL Rockies	51	20	.718	-	27-9	24-11	51-20	W1	7-3
	DSL Cardinals	45	26	.634	6.0	24-11	21-15	45-26	L1	5-5

DSL Angels	39	31	.557	11.5	19-15	20-16	39-31	L1	6-4
DSL Tigers	33	36	.478	17.0	22-13	11-23	33-36	W2	5-5
DSL Braves	30	40	.429	20.5	14-21	16-19	30-40	W3	3-7
DSL Nationals	29	41	.414	21.5	19-17	10-24	29-41	L2	4-6
DSL Yankees2	27	42	.391	23.0	15-19	12-23	27-42	L2	4-6
DSL Brewers	26	44	.371	24.5	14-21	12-23	26-44	W1	6-4

Dominican Summer League Northeast

#		W	L	PCT	GB	Home	Away	Div	Streak	Last10
#	DSL Red Sox2	48	22	.686	-	25-11	23-11	48-22	W1	7-3
	DSL Phillies2	42	28	.600	6.0	18-16	24-12	42-28	L1	5-5
	DSL Rangers2	38	32	.543	10.0	15-20	23-12	38-32	L1	5-5
	DSL Astros Orange	31	37	.456	16.0	12-21	19-16	31-37	W2	6-4
	DSL Rays2	29	40	.420	18.5	14-20	15-20	29-40	L2	4-6
	DSL Mets2	20	49	.290	27.5	12-24	8-25	20-49	W1	2-8



# MINOR LEAGUE CLIPS

## Red Wings offense limping toward finish

Democrat & Chronicle – 9/3/16

The Rochester Red Wings' bats continue to struggle after September call-ups decimated the roster.

The Red Wings scored their lone run in the ninth inning for the second straight night, and lost 5-1 in Lehigh Valley.

Rochester (80-62) has scored one run in three straight games.

The lone bright spot in the Red Wing lineup was Leonardo Reginatto, who went 4-for-4 and drove in the Wings' run on a two-out single.

Tyler Duffey pitched all eight innings, allowing five earned runs and two walks on seven hits with seven strikeouts.

Lehigh Valley had no trouble swinging the bats, hitting four home runs off Duffey.

Jesrael Valentin hit the first in the bottom of the third. Cody Asche and Cedric Hunter left the yard in the fourth inning and J.P. Crawford hit a long ball in the eighth.

Despite being 4 1/2 games out of a playoff spot, the Red Wings have the third best record in the IL. Only Lehigh Valley and Scranton/Wilkes-Barre own better records.

The Wings made a pair of roster moves Saturday, losing catcher John Ryan Murphy to Minnesota.

Replacing Murphy behind the plate will be Brian Olson after being called up from Class-A Fort Myers.

## Lookouts recap box: Chattanooga beats the Generals

Times Free Press – 9/3/16

LOOKOUTS 2, GENERALS 1

Saturday's recap: Kohl Stewart (9-6) and Randy LeBlanc pitched masterfully as visiting Chattanooga knocked off the Southern League's North Division first-half champions, Stewart giving up three hits in six innings and LeBlanc allowing no hits and striking out four batters in the final three, but Montgomery clinched the second-half title with a 3-2 home win over Tennessee. The Lookouts are in second place but three games behind the Biscuits with only two to play. Singles by Engelb Vielma and Niko Goodrum and Edgar Corcino's double put Chattanooga up 1-0 in the first inning, and Goodrum singled to lead off the fourth and broke a 1-1 tie on Stuart Turner's sacrifice fly.

Next up: Game four of a five-game series in Jackson, Tenn., is today at 3:05 p.m. EDT.

Pitchers: Ryan Eades (6-5, 4.44 ERA) is scheduled to start for the Lookouts, with Paul Blackburn (9-5, 3.27) scheduled for the Generals.

# Miracle split doubleheader

News-Press – 9/4/16

The Fort Myers Miracle and Bradenton Marauders split a resumed game doubleheader on Saturday night at Hammond Stadium.

In game one, the Miracle and Marauders restarted a 2-1 game with Bradenton leading in the middle of the fifth inning. The Marauders scored a run in the sixth inning to push the lead to two runs on a Jerrick Sutor RBI single to center field off Miracle reliever Confesor Lara.

Joe Maloney provided the power for the Miracle comeback in the bottom of the sixth. Marauders reliever Tate Scioneaux walked Nick Gordon and Christian Ibarra to begin the frame, but retired the next two batters. Maloney then connected on a 3-2 pitch to send a fly ball over the wall in left center, slamming off the batter's eye for a three-run homer. Maloney's fifth homer of the season and 436-foot blast pushed the Miracle into the lead, 4-3.

Fort Myers added three runs in the seventh off Bradenton reliever Nick Neumann to pad the advantage. Brad Hartong led off by reaching on an error by the shortstop Cole Tucker and moved to second on a grounder to second by Alex Perez. Sean Miller then laced a 1-0 pitch up the middle to bring in Hartong. After Ibarra singled into center to put two men on, Neumann threw a wild pitch that moved Miller and Ibarra up. Gordon then sliced a two-run double into left field to extend the Miracle lead to 7-3.

Lara (3-2) tossed two innings to pick up the win despite giving up one run on three hits. Michael Theofanopoulos retired all six batters he faced in the eighth and ninth with four strikeouts.

In game two, the Marauders pounced on Miracle starter Sam Clay and his command issues. Clay (1-2) surrendered six runs on two hits with four walks and faced just seven batters before exiting the game. Sutor struck the first blow with a two-run double to left center. Jordan Luplow singled in a run through the left side and Christian Kelley added an RBI single on the field. Logan Ratledge capped the scoring with a two-run base hit up the middle.

Bradenton built a lead as large as 11-2 with run additions in the second, fourth and fifth while plating two in the sixth. The Miracle got an RBI double from Max Murphy in the first and A.J. Murray cracked a solo home run in the fifth.

The Miracle put together a rally in the sixth with a four-run frame. With the bases loaded and two outs, Daniel Kihle drove in three runs with a triple into left center and Brian Navarreto followed with an RBI single through the right side, 11-6. Navarreto finished the game 3-for-3.

Luis Heredia came in for the Marauders on the mound in the sixth and got out of a bases loaded jam, then recorded a 1-2-3 seventh to seal a Bradenton win.

The Miracle (69-68, 35-33) complete the 2016 season with a 10:35 a.m. series finale against the Marauders (70-65, 32-35) on Sunday morning.