



Minnesota Twins Minor League Report Sunday, July 17, 2016










Team	Level	Record (Overall)	Yesterday's Scores	Streak/Last 10
 Rochester Red Wings	Triple-A	55-40; 4.5 GB 3rd in International League North	W, 4-0 vs. Norfolk	W4, 5-5
 Chattanooga Lookouts	Double-A	14-9 (50-43); 0.0 GB T-1st in Southern League North	W, 8-7 vs. Mobile	W1, 6-4
 Fort Myers Miracle	High-A	14-9 (48-44); 0.0 GB 1st in Fla. State League South	W, 2-1 at Tampa (13 inn.)	W2, 4-6
 C. Rapids Kernels	Low-A	13-10 (49-43); 4.0 GB 2nd in MW League Western	W, 13-10 at Fort Wayne (10 inn.)	W5, 7-3
 Elizabethton Twins	Rookie	8-14; 4.5 GB 5th in Appalachian League West	L, 5-1 at Princeton	L3, 3-7
 GCL Twins	Rookie	10-10; 1.0 GB T-2nd in Gulf Coast League South	L, 4-2 at GCL Red Sox	L2, 5-5
 DSL Twins	DSL	18-17; 6.0 GB 4th in Dominican Summer League South	--	L2, 5-5

Table of Contents

-  Yesterday's Boxscores, Team Stats and Standings **Pg. 2**
-  Minor League Clips **Pg. 23**

Rochester Red Wings (55-40) 4, Norfolk Tides (35-59) 0
July 16, 2016

	1	2	3	4	5	6	7	8	9	R	H	E
Norfolk	0	0	0	0	0	0	0	0	0	0	8	0
Rochester	0	0	0	4	0	0	0	0	x	4	8	0

Norfolk	AB	R	H	RBI	BB	SO	LOB	AVG	Rochester	AB	R	H	RBI	BB	SO	LOB	AVG
Hoes, CF	4	0	0	0	0	0	1	.223	Mastroianni, CF	4	0	1	0	0	1	1	.276
Alvarez, D, RF	4	0	1	0	0	0	0	.274	Field, 3B	4	0	1	0	0	0	0	.246
Mancini, 1B	3	0	1	0	1	0	1	.301	Polanco, J, 2B	4	0	0	0	0	2	1	.278
Walker, C, DH	4	0	2	0	0	0	1	.259	Palka, RF	4	1	1	1	0	2	1	.259
Almanzar, 3B	3	0	0	0	1	2	2	.220	Park, DH	2	1	1	0	0	1	0	.257
Pena, F, C	4	0	0	0	0	1	5	.194	Walker, LF	2	0	0	0	1	2	2	.239
Martinez, O, 2B	4	0	2	0	0	0	0	.227	Britton, 1B	3	1	1	0	0	0	2	.201
Yastrzemski, M, LF	4	0	2	0	0	1	1	.244	Tovar, SS	3	1	1	1	0	1	1	.247
Janish, SS	4	0	0	0	0	0	3	.297	Paulino, C, C	3	0	2	2	0	1	0	.235
Hale, P	0	0	0	0	0	0	0	.000	Albers, A, P	0	0	0	0	0	0	0	.000
Phillips, P	0	0	0	0	0	0	0	.000	Baxendale, P	0	0	0	0	0	0	0	.000
Stoffel, P	0	0	0	0	0	0	0	.000	O'Rourke, P	0	0	0	0	0	0	0	.000
Totals	34	0	8	0	2	4	14	.252	Totals	29	4	8	4	1	10	8	.251

BATTING

2B: Alvarez, D (23, Albers, A); Mancini (15, Albers, A).
TB: Walker, C 2; Mancini 2; Martinez, O 2; Yastrzemski, M 2; Alvarez, D 2.
Runners left in scoring position, 2 out: Janish; Pena, F 3.
GIDP: Yastrzemski, M.
Team RISP: 2-for-7.
Team LOB: 9.

FIELDING

Outfield assists: Yastrzemski, M (Mastroianni at 2nd base).
DP: (Martinez, O-Janish-Mancini).

BATTING

2B: Field (11, Hale); Tovar (17, Hale).
HR: Palka (3, 4th inning off Hale, 0 on, 1 out).
TB: Mastroianni; Park; Paulino, C 2; Field 2; Palka 4; Tovar 2; Britton.
RBI: Palka (3); Tovar (27); Paulino, C 2 (9).
2-out RBI: Tovar; Paulino, C 2.
Runners left in scoring position, 2 out: Palka; Tovar.
GIDP: Mastroianni.
Team RISP: 2-for-5.
Team LOB: 3.

FIELDING

DP: (Polanco, J-Tovar-Britton).

Norfolk	IP	H	R	ER	BB	SO	HR	ERA	Rochester	IP	H	R	ER	BB	SO	HR	ERA
Hale (L, 1-5)	6.0	8	4	4	1	6	1	5.22	Albers, A (W, 8-3)	6.0	8	0	0	2	2	0	3.36
Phillips	1.0	0	0	0	0	3	0	4.97	Baxendale	2.0	0	0	0	0	1	0	0.00
Stoffel	1.0	0	0	0	0	1	0	0.69	O'Rourke	1.0	0	0	0	0	1	0	2.89
Totals	8.0	8	4	4	1	10	1	3.78	Totals	9.0	8	0	0	2	4	0	3.41

Game Scores: Hale 46; Albers, A 58.

HBP: Park (by Hale).

Pitches-strikes: Hale 82-52; Phillips 21-17; Stoffel 17-10; Albers, A 92-64; Baxendale 17-13; O'Rourke 17-10.

Groundouts-flyouts: Hale 5-2; Phillips 0-0; Stoffel 0-1; Albers, A 6-3; Baxendale 3-1; O'Rourke 2-0.

Batters faced: Hale 25; Phillips 3; Stoffel 3; Albers, A 27; Baxendale 6; O'Rourke 3.

Umpires: HP: Joey Amaral. 1B: Shane Livensparger. 3B: Jeremie Rehak.

Weather: 72 degrees, partly cloudy.

Wind: 4 mph, In from LF.

First pitch: 6:05 PM.

T: 2:17.

Att: 10,883.

Venue: Frontier Field.

July 16, 2016

July 16, 2016
Rochester Red Wings Batting

	AVG	G	AB	R	H	TB	2B	3B	HR	BI	SH	SF	HP	BB	IBB	SO	SB	CS	GIDP	SLG	OBP
Beresford, James	.279	86	330	50	92	107	11	2	0	26	2	2	1	39	0	54	2	1	6	.324	.355
Britton, Buck	.201	66	229	25	46	69	12	1	3	25	0	2	0	14	1	41	0	1	5	.301	.245
Field, Tommy	.246	61	187	24	46	79	11	2	6	29	1	1	6	21	0	40	1	1	1	.422	.340
Mastroianni, Darin	.276	36	123	15	34	39	5	0	0	12	1	2	1	15	0	28	6	1	1	.317	.355
Meneses, Heiker	.091	18	44	5	4	7	1	1	0	3	1	1	0	6	0	18	1	0	2	.159	.196
Murphy, John Ryan	.201	51	169	16	34	48	11	0	1	27	0	6	0	16	0	33	0	0	2	.284	.262
Palka, Daniel	.259	7	27	6	7	18	2	0	3	3	0	0	0	3	0	11	0	0	0	.667	.333
Park, Byung Ho	.257	10	35	5	9	13	1	0	1	3	0	0	2	3	0	11	0	0	1	.371	.350
Paulino, Carlos	.235	26	81	8	19	24	5	0	0	9	1	2	0	8	0	16	0	0	3	.296	.297
Polanco, Jorge	.278	64	245	26	68	114	13	6	7	28	0	4	1	26	1	39	4	3	4	.465	.344
Schafer, Logan	.264	36	129	16	34	46	4	1	2	12	2	0	2	11	0	21	2	1	2	.357	.331
Tovar, Wilfredo	.247	82	295	32	73	96	17	3	0	27	4	4	2	21	0	43	22	4	10	.325	.298
Walker, Adam	.239	83	293	41	70	140	15	2	17	44	0	4	2	33	2	133	4	3	5	.478	.316
Totals	.251	95	3123	402	785	1227	157	27	77	377	14	36	19	326	10	687	58	20	67	.393	.322

Rochester Red Wings Pitching

	W	L	ERA	G	GS	CG	GF	SHO	SV	IP	H	R	ER	HR	HB	BB	IBB	SO	WP
Albers, Andrew	8	3	3.36	15	15	1	0	0	0	88.1	104	35	33	8	4	23	0	58	7
Baxendale, D.J.	2	0	0.00	8	0	0	0	0	0	10.1	3	0	0	0	0	2	0	8	0
Berrios, Jose	8	4	2.59	13	13	1	0	0	0	83.1	57	32	24	6	3	30	0	85	2
Boshers, Buddy	1	0	1.27	18	0	0	7	0	2	21.1	15	3	3	0	0	6	0	23	2
Burnett, Sean	0	2	1.85	23	0	0	7	0	1	24.1	18	7	5	0	0	5	1	17	3
Chargois, J.T.	2	0	1.35	21	0	0	11	0	6	26.2	20	4	4	1	0	5	0	35	4
Darnell, Logan	8	8	3.53	18	18	2	0	2	0	109.2	105	47	43	7	0	36	0	53	4
Dean, Pat	3	5	4.94	11	11	1	0	0	0	62.0	74	38	34	8	0	13	0	35	1
Greenwood, Nick	1	1	3.79	7	2	0	2	0	1	19.0	21	8	8	1	0	3	0	10	1
Meyer, Alex	1	1	1.04	3	2	0	1	0	1	17.1	11	2	2	0	0	4	0	19	0
O'Rourke, Ryan	1	1	2.89	24	0	0	11	0	1	18.2	21	9	6	1	0	6	2	16	0
Walden, Marcus	1	1	2.15	30	0	0	14	0	5	37.2	29	9	9	1	1	12	0	25	3
Wheeler, Jason	6	2	2.80	14	14	1	0	0	0	90.0	80	28	28	8	2	21	0	74	1
Wimmers, Alex	2	1	3.79	27	0	0	13	0	8	35.2	29	15	15	2	2	13	1	28	2
Totals	55	40	3.41	95	95	6	89	11	29	833.2	803	354	316	58	18	244	5	639	50

International League Standings
(As of 07/16/2016 11:55 PM EDT)

WILD CARD STANDINGS

International League North

	W	L	PCT	GB	Home	Away	Div	Streak	Last10
Scranton/Wilkes-Barre RailRiders	59	35	.628	-	25-21	34-14	31-21	W3	7-3
Lehigh Valley IronPigs	55	39	.585	4.0	27-21	28-18	27-22	W3	7-3
Rochester Red Wings	55	40	.579	4.5	28-21	27-19	27-25	W4	5-5
Buffalo Bisons	50	44	.532	9.0	22-23	28-21	26-33	L3	4-6
Pawtucket Red Sox	49	45	.521	10.0	24-25	25-20	24-28	W2	6-4
Syracuse Chiefs	44	49	.473	14.5	26-22	18-27	22-28	L1	7-3

International League South

	W	L	PCT	GB	Home	Away	Div	Streak	Last10
Charlotte Knights	43	52	.453	-	22-24	21-28	23-24	L2	4-6
Gwinnett Braves	41	53	.436	1.5	22-24	19-29	26-20	L5	4-6
Durham Bulls	41	54	.432	2.0	23-24	18-30	26-22	W1	4-6
Norfolk Tides	35	59	.372	7.5	19-29	16-30	19-28	L4	2-8

International League West

	W	L	PCT	GB	Home	Away	Div	Streak	Last10
Columbus Clippers	51	44	.537	-	27-20	24-24	22-21	W2	5-5
Indianapolis Indians	49	46	.516	2.0	25-19	24-27	23-22	L1	5-5
Louisville Bats	46	48	.489	4.5	20-27	26-21	18-25	W1	4-6
Toledo Mud Hens	42	52	.447	8.5	23-27	19-25	24-19	L2	6-4

	W	L	PCT	GB	Streak	Last10
Lehigh Valley IronPigs	55	39	.585	-	W3	7-3
Rochester Red Wings	55	40	.579	0.5	W4	5-5
Buffalo Bisons	50	44	.532	5.0	L3	4-6
Pawtucket Red Sox	49	45	.521	6.0	W2	6-4
Indianapolis Indians	49	46	.516	6.5	L1	5-5
Louisville Bats	46	48	.489	9.0	W1	4-6
Syracuse Chiefs	44	49	.473	10.5	L1	7-3
Toledo Mud Hens	42	52	.447	13.0	L2	6-4
Gwinnett Braves	41	53	.436	14.0	L5	4-6
Durham Bulls	41	54	.432	14.5	W1	4-6
Norfolk Tides	35	59	.372	20.0	L4	2-8

Chattanooga Lookouts (50-43) 8, Mobile BayBears (44-49) 7
July 16, 2016

	1	2	3	4	5	6	7	8	9	R	H	E
Mobile	0	1	0	0	4	1	1	0	0	7	8	0
Chattanooga	3	2	0	1	0	0	2	0	x	8	12	1

Mobile	AB	R	H	RBI	BB	SO	LOB	AVG	Chattanooga	AB	R	H	RBI	BB	SO	LOB	AVG
Marzilli, CF	3	2	1	0	2	1	0	.276	Granite, CF	5	2	2	0	0	0	1	.306
Westbrook, 2B	4	1	3	1	1	0	0	.285	Walker, LF	3	2	1	0	1	0	1	.287
Denker, DH	5	1	2	3	0	2	3	.344	Garver, C	2	2	1	4	1	0	2	.266
Cron, 1B	4	0	0	1	0	1	3	.223	Hicks, 1B	5	0	3	2	0	2	3	.259
Flores, R, LF	4	0	1	0	0	2	2	.338	Reginatto, 3B	4	0	1	0	0	1	3	.302
Lugo, D, 3B	4	2	1	0	0	1	1	.409	Goodrum, DH	4	1	2	0	0	1	2	.311
Medrano, SS	2	1	0	2	1	1	0	.299	Wilkerson, RF	4	0	1	2	0	0	3	.237
Taylor, C, RF	3	0	0	0	1	1	0	.286	Vielma, SS	4	0	1	0	0	1	3	.271
Freeman, C	3	0	0	0	0	1	2	.245	Michael, 2B	3	1	0	0	1	2	1	.205
a-James, PH	1	0	0	0	0	0	0	.265	Jay, P	0	0	0	0	0	0	0	.000
Koch, P	0	0	0	0	0	0	0	.063	Melotakis, P	0	0	0	0	0	0	0	.000
Wright, A, P	0	0	0	0	0	0	0	.000	Jones, P	0	0	0	0	0	0	0	.000
Ramirez, L, P	0	0	0	0	0	0	0	.000	Hildenberger, P	0	0	0	0	0	0	0	.000
Totals	33	7	8	7	5	10	11	.259	Totals	34	8	12	8	3	7	19	.259

a-Grounded out for Freeman in the 9th.

BATTING

2B: Westbrook (17, Jay).
3B: Lugo, D (1, Melotakis).
HR: Denker (6, 5th inning off Jay, 2 on, 2 out).
TB: Denker 5; Marzilli; Lugo, D 3; Flores, R; Westbrook 4.
RBI: Medrano 2 (23); Westbrook (29); Denker 3 (17); Cron (59).
2-out RBI: Westbrook; Denker 3.
Runners left in scoring position, 2 out: Cron 2; Flores, R.
SF: Medrano; Cron.
GIDP: Freeman.
Team RISP: 3-for-9.
Team LOB: 6.

BASERUNNING

SB: Westbrook (7, 2nd base off Jay/Garver); Marzilli (9, 2nd base off Jones/Garver).

FIELDING

DP: (Lugo, D-Westbrook-Cron).

BATTING

2B: Granite (10, Koch); Wilkerson (9, Ramirez, L).
HR: Garver (9, 1st inning off Koch, 2 on, 0 out).
TB: Walker; Reginatto; Hicks 3; Granite 3; Wilkerson 2; Vielma; Goodrum 2; Garver 4.
RBI: Garver 4 (52); Hicks 2 (46); Wilkerson 2 (16).
2-out RBI: Hicks 2; Wilkerson 2.
Runners left in scoring position, 2 out: Vielma 2; Hicks.
SF: Garver.
GIDP: Wilkerson.
Team RISP: 3-for-10.
Team LOB: 8.

BASERUNNING

SB: Walker (8, 2nd base off Ramirez, L/Freeman).

FIELDING

E: Wilkerson (1, fielding).
PB: Garver (5).
DP: (Michael-Vielma-Hicks).

Mobile	IP	H	R	ER	BB	SO	HR	ERA	Chattanooga	IP	H	R	ER	BB	SO	HR	ERA
Koch	5.0	10	6	6	1	1	1	5.17	Jay	5.0	4	5	4	3	4	1	7.20
Wright, A (L, 0-3)	1.2	1	2	2	0	3	0	4.88	Melotakis (BS, 2)	1.0	1	1	1	0	0	0	2.52
Ramirez, L (BS, 2)	1.1	1	0	0	2	3	0	2.70	Jones (W, 1-0)	2.0	1	1	1	2	4	0	0.90
Totals	8.0	12	8	8	3	7	1	3.58	Hildenberger (S, 15)	1.0	2	0	0	0	2	0	0.81
									Totals	9.0	8	7	6	5	10	1	3.87

Game Scores: Koch 25; Jay 39.

HBP: Walker (by Koch); Garver (by Wright, A).

Pitches-strikes: Koch 99-72; Wright, A 21-14; Ramirez, L 33-19; Jay 78-46; Melotakis 10-6; Jones 43-27; Hildenberger 11-9.

Groundouts-flyouts: Koch 8-2; Wright, A 0-1; Ramirez, L 0-0; Jay 5-5; Melotakis 1-2; Jones 0-2; Hildenberger 1-0.

Batters faced: Koch 26; Wright, A 7; Ramirez, L 7; Jay 22; Melotakis 4; Jones 9; Hildenberger 5.

Inherited runners-scored: Ramirez, L 2-2.

Umpires: HP: Blake Carnahan. 1B: Clint Vondrak. 3B: Chase Eade.

Weather: 81 degrees, overcast.

Wind: 9 mph, L to R.

First pitch: 7:18 PM.

T: 2:56.

Att: 2,845.

Venue: AT&T Field.

July 16, 2016

July 16, 2016

Chattanooga Lookouts Batting

	AVG	G	AB	R	H	TB	2B	3B	HR	BI	SH	SF	HP	BB	IBB	SO	SB	CS	GIDP	SLG	OBP
Corcino, Edgar	.167	5	18	0	3	3	0	0	0	0	0	0	0	0	0	6	0	1	0	.167	.167
Garver, Mitch	.266	74	274	38	73	118	18	0	9	52	0	4	1	37	1	69	0	3	6	.431	.351
Goodrum, Niko	.311	12	45	10	14	20	3	0	1	4	0	0	1	5	0	14	1	1	1	.444	.392
Granite, Zach	.306	80	333	56	102	132	10	4	4	29	3	2	2	28	0	28	34	8	4	.396	.362
Hicks, D.J.	.259	87	332	35	86	124	20	0	6	46	0	2	2	39	0	84	2	0	11	.373	.339
Michael, Levi	.205	66	219	27	45	63	3	6	1	19	6	0	8	19	0	57	5	1	2	.288	.293
Reginatto, Leonardo	.302	89	328	40	99	124	15	2	2	33	4	4	7	26	1	49	7	3	11	.378	.362
Rodriguez, Jairo	.105	6	19	1	2	2	0	0	0	2	1	0	0	0	0	4	0	0	1	.105	.105
Turner, Stuart	.231	61	195	23	45	72	12	0	5	24	1	1	5	24	0	49	4	1	6	.369	.329
Vielma, Engelb	.271	48	170	25	46	53	3	2	0	11	8	2	1	13	0	32	6	5	4	.312	.323
Walker, Ryan	.287	49	171	33	49	61	5	2	1	14	1	1	3	19	0	30	8	2	2	.357	.366
Wilkerson, Shannon	.237	47	156	22	37	52	9	0	2	16	3	1	1	13	0	21	1	3	8	.333	.298
Totals	.259	93	3128	428	810	1175	140	24	59	381	27	28	50	323	2	709	91	42	70	.376	.335

Chattanooga Lookouts Pitching

	W	L	ERA	G	GS	CG	GF	SHO	SV	IP	H	R	ER	HR	HB	BB	IBB	SO	WP
Bencomo, Omar	2	5	4.50	15	5	0	6	0	3	38.0	45	27	19	4	3	13	0	32	1
Eades, Ryan	5	5	5.13	16	14	0	1	0	0	79.0	80	49	45	4	3	32	0	55	5
Fernandez, Raul	1	0	2.60	10	0	0	6	0	0	17.1	15	5	5	0	1	5	0	12	3
Gonsalves, Stephen	3	1	3.48	4	4	0	0	0	0	20.2	19	8	8	1	1	11	0	30	0
Hildenberger, Trevor	2	2	0.81	28	0	0	25	0	15	33.1	19	3	3	2	1	5	0	39	0
Hurlbut, David	7	4	3.26	19	19	0	0	0	0	110.1	135	54	40	7	5	19	0	76	3
Jay, Tyler	0	0	7.20	2	2	0	0	0	0	10.0	10	9	8	2	0	5	0	8	0
Jones, Zack	1	0	0.90	7	0	0	2	0	0	10.0	3	1	1	0	0	4	0	14	0
Jorge, Felix	0	1	11.81	1	1	0	0	0	0	5.1	10	7	7	1	0	1	0	4	0
Melotakis, Mason	1	1	2.52	26	0	0	3	0	0	25.0	26	7	7	2	1	6	0	25	1
Reed, Jake	3	2	3.86	33	0	0	11	0	2	51.1	43	25	22	2	5	19	0	56	2
Stewart, Kohl	3	4	3.74	8	8	0	0	0	0	43.1	51	24	18	3	2	16	0	25	3
Westphal, Luke	1	0	5.40	18	0	0	5	0	0	30.0	35	21	18	3	1	23	0	37	3
Totals	50	43	3.87	93	93	1	92	8	28	823.1	834	403	354	58	40	273	0	671	34

Southern League Standings
(As of 07/17/2016 12:20 AM EDT)

SECOND HALF STANDINGS

Southern League North

	W	L	PCT	GB	Home	Away	Div	Streak	Last10
Chattanooga Lookouts	14	9	.609	-	8-5	6-4	9-6	W1	6-4
Montgomery Biscuits	14	9	.609	-	6-2	8-7	5-3	W3	6-4
Jackson Generals	11	11	.500	2.5	6-4	5-7	8-6	L3	5-5
Birmingham Barons	10	13	.435	4.0	4-6	6-7	2-3	W1	4-6
Tennessee Smokies	9	13	.409	4.5	6-8	3-5	3-9	L5	2-8

Southern League South

	W	L	PCT	GB	Home	Away	Div	Streak	Last10
Mississippi Braves	12	11	.522	-	9-4	3-7	4-6	W3	5-5
Mobile BayBears	12	11	.522	-	9-6	3-5	7-3	L1	6-4
Jacksonville Suns	11	11	.500	0.5	2-5	9-6	6-6	L2	6-4
Pensacola Blue Wahoos	11	11	.500	0.5	5-5	6-6	7-5	W2	7-3
Biloxi Shuckers	9	14	.391	3.0	4-9	5-5	3-7	L1	4-6

OVERALL STANDINGS

Southern League North

	W	L	PCT	GB	Home	Away	Div	Streak	Last10
Jackson Generals	57	35	.620	-	31-12	26-23	38-16	L3	5-5
Chattanooga Lookouts	50	43	.538	7.5	28-20	22-23	31-24	W1	6-4
Montgomery Biscuits	48	45	.516	9.5	25-19	23-26	23-25	W3	6-4
Birmingham Barons	39	54	.419	18.5	22-23	17-31	20-25	W1	4-6
Tennessee Smokies	37	55	.402	20.0	20-29	17-26	15-37	L5	2-8

Southern League South

	W	L	PCT	GB	Home	Away	Div	Streak	Last10
Pensacola Blue Wahoos	52	40	.565	-	30-16	22-24	31-21	W2	7-3
Biloxi Shuckers	48	44	.522	4.0	27-20	21-24	24-25	L1	4-6
Mississippi Braves	46	46	.500	6.0	25-23	21-23	22-27	W3	5-5
Mobile BayBears	44	49	.473	8.5	25-25	19-24	27-23	L1	6-4
Jacksonville Suns	41	51	.446	11.0	21-21	20-30	22-30	L2	6-4

Fort Myers Miracle (48-44) 2, Tampa Yankees (53-39) 1
July 16, 2016

	1	2	3	4	5	6	7	8	9	10	11	12	13	R	H	E	
Fort Myers	0	0	0	0	0	0	0	1	0	0	0	0	0	1	2	10	1
Tampa	0	0	0	0	0	1	0	0	0	0	0	0	0	1	9	2	

Fort Myers	AB	R	H	RBI	BB	SO	LOB	AVG	Tampa	AB	R	H	RBI	BB	SO	LOB	AVG
White, 3B	6	1	1	1	0	2	3	.267	Williams, M, CF	3	0	2	0	1	0	0	.333
Witt, 2B-LF	6	1	2	0	0	0	1	.257	Spencer, LF	2	0	2	0	0	0	0	.227
Gordon, SS	5	0	2	0	0	0	2	.304	Estrada, 2B	6	0	1	0	0	1	5	.261
Paul, 1B	6	0	1	0	0	0	1	.217	Amburgey, DH	2	0	0	0	3	0	0	.205
Murray, C	6	0	1	0	0	1	3	.236	Zehner, LF-RF	2	1	1	0	4	1	2	.293
Maloney, RF	6	0	3	0	0	1	1	.250	Avelino, SS	6	0	0	0	0	2	13	.263
Kihle, CF	5	0	0	0	0	2	4	.280	Cornelius, 1B	6	0	1	0	0	3	2	.267
Navarro, DH	3	0	0	0	0	0	1	.196	Skole, RF-CF	6	0	0	0	0	4	1	.209
a-Wade, PH-DH	2	0	0	0	0	0	2	.341	Diaz, F, C	4	0	1	0	2	2	0	.224
Hartong, LF	3	0	0	0	0	2	0	.235	Barrios, D, 3B	5	0	1	0	0	0	4	.200
b-Perez, PH-2B	1	0	0	0	1	0	0	.279	Rogers, P	0	0	0	0	0	0	0	.000
Clay, P	0	0	0	0	0	0	0	.000	Frare, P	0	0	0	0	0	0	0	.000
Curtiss, P	0	0	0	0	0	0	0	.000	McNamara, P	0	0	0	0	0	0	0	.000
Van Steensel, P	0	0	0	0	0	0	0	.000	Foley, P	0	0	0	0	0	0	0	.000
Landa, P	0	0	0	0	0	0	0	.000	Drozd, P	0	0	0	0	0	0	0	.000
Theofanopoulos, P	0	0	0	0	0	0	0	.000	Totals	42	1	9	0	10	13	27	.256
Totals	49	2	10	1	1	8	18	.244									

a-Grounded into a fielder's choice for Navarro in the 9th. b-Intentionally walked for Hartong in the 9th.

BATTING

2B: Maloney 2 (6, Rogers, McNamara).
HR: White (5, 8th inning off McNamara, 0 on, 1 out).
TB: Maloney 5; Paul; Gordon 2; Murray; White 4; Witt 2.
RBI: White (19).
Runners left in scoring position, 2 out: Murray; Kihle; Paul; White 2; Maloney.
SAC: Gordon.
GIDP: Gordon.
Team RISP: 0-for-9.
Team LOB: 10.

BASERUNNING

SB: Gordon (11, 2nd base off McNamara/Diaz, F).

FIELDING

E: Witt (6, fielding).
Outfield assists: Maloney (Barrios, D at 2nd base).
DP: 6 (Gordon-Witt-Paul 5; Perez-Gordon-Paul).

BATTING

2B: Williams, M (2, Clay).
3B: Spencer (1, Landa).
TB: Estrada; Diaz, F; Zehner; Barrios, D; Spencer 4; Williams, M 3; Cornelius.
Runners left in scoring position, 2 out: Avelino 3.
GIDP: Avelino 2; Barrios, D 2; Cornelius.
Team RISP: 0-for-11.
Team LOB: 13.

FIELDING

E: Barrios, D (1, fielding); Avelino (12, fielding).
DP: (Avelino-Cornelius).

Fort Myers	IP	H	R	ER	BB	SO	HR	ERA	Tampa	IP	H	R	ER	BB	SO	HR	ERA
Clay	5.0	3	0	0	7	3	0	1.80	Rogers	6.0	3	0	0	0	4	0	2.87
Curtiss	2.0	1	1	0	1	2	0	3.74	Frare (H, 3)	1.0	1	0	0	0	0	0	1.44
Van Steensel	1.0	1	0	0	0	1	0	3.54	McNamara (BS, 4)	2.0	4	1	1	1	0	1	2.45
Landa	2.0	2	0	0	0	2	0	2.41	Foley	2.0	1	0	0	0	3	0	3.35
Theofanopoulos (W, 1-1)	3.0	2	0	0	2	5	0	2.19	Drozd (L, 0-1)	2.0	1	1	0	0	1	0	3.12
Totals	13.0	9	1	0	10	13	0	3.02	Totals	13.0	10	2	1	1	8	1	3.07

Game Scores: Clay 53; Rogers 74. **WP:** Clay; Curtiss. **Balk:** Theofanopoulos. **IBB:** Perez (by McNamara); Amburgey (by Theofanopoulos).
HBP: Amburgey (by Landa).
Pitches-strikes: Clay 85-43; Curtiss 29-17; Van Steensel 16-10; Landa 29-20; Theofanopoulos 52-32; Rogers 93-61; Frare 13-9; McNamara 39-22; Foley 27-19; Drozd 24-16. **Groundouts-flyouts:** Clay 6-2; Curtiss 2-0; Van Steensel 0-0; Landa 2-1; Theofanopoulos 1-2; Rogers 8-7; Frare 0-3; McNamara 3-2; Foley 2-0; Drozd 3-2.
Batters faced: Clay 21; Curtiss 8; Van Steensel 4; Landa 8; Theofanopoulos 12; Rogers 22; Frare 4; McNamara 11; Foley 6; Drozd 8.
Umpires: HP: Edwin Moscoso. 1B: Ronnie Whiting Jr..
Weather: 83 degrees, overcast.
Wind: 5 mph, Varies.
First pitch: 6:02 PM. **T:** 3:50. **Att:** 1,009. **Venue:** George M. Steinbrenner Field. **July 16, 2016**

July 16, 2016
Fort Myers Miracle Batting

	AVG	G	AB	R	H	TB	2B	3B	HR	BI	SH	SF	HP	BB	IBB	SO	SB	CS	GIDP	SLG	OBP
Gordon, Nick	.304	74	296	38	90	123	17	5	2	29	1	0	5	16	1	56	11	9	6	.416	.350
Hartong, Brad	.235	7	17	2	4	5	1	0	0	0	0	0	1	0	0	5	0	0	0	.294	.278
Kihle, Daniel	.280	8	25	2	7	11	1	0	1	5	0	0	0	2	0	9	0	0	1	.440	.333
Maloney, Joe	.250	34	124	13	31	44	6	2	1	15	0	1	2	7	0	43	3	0	3	.355	.299
Murray, A.J.	.236	19	72	12	17	31	6	1	2	7	0	1	2	7	0	18	0	0	2	.431	.317
Navarreto, Brian	.196	50	163	13	32	43	5	0	2	17	1	2	3	5	0	40	0	0	1	.264	.231
Paul, Chris	.217	69	258	23	56	75	13	3	0	27	2	4	3	20	1	70	4	0	3	.291	.277
Perez, Alex	.279	28	86	9	24	29	5	0	0	7	4	0	0	11	1	12	1	0	1	.337	.361
Vavra, Trey	.235	84	298	27	70	107	13	0	8	32	1	1	12	20	1	56	6	2	7	.359	.308
Wade, LaMonte	.341	14	44	6	15	18	3	0	0	11	0	2	3	3	0	6	1	0	0	.409	.404
White, T.J.	.267	40	161	22	43	68	8	1	5	19	1	0	6	11	0	34	3	2	2	.422	.337
Witt, Tanner	.257	46	152	20	39	50	6	1	1	12	2	2	1	22	0	27	2	0	5	.329	.350
Totals	.244	92	3080	339	751	1070	132	26	45	308	19	21	54	221	6	687	62	26	63	.347	.304

Fort Myers Miracle Pitching

	W	L	ERA	G	GS	CG	GF	SHO	SV	IP	H	R	ER	HR	HB	BB	IBB	SO	WP
Anderson, Nick	0	2	5.94	13	0	0	4	0	1	16.2	19	12	11	2	0	7	0	20	0
Bard, Luke	2	1	3.35	27	0	0	9	0	2	37.2	31	16	14	0	1	18	0	35	2
Clay, Sam	1	0	1.80	2	2	0	0	0	0	10.0	12	2	2	0	0	10	0	5	1
Curtiss, John	0	2	3.74	23	0	0	5	0	0	33.2	25	16	14	0	1	17	1	42	5
Landa, Yorman	2	1	2.41	29	0	0	18	0	7	41.0	35	14	11	0	3	19	1	37	1
LeBlanc, Randy	3	3	3.60	7	7	1	0	0	0	40.0	38	19	16	3	5	12	0	22	1
Nordgren, Miles	0	1	3.86	1	1	0	0	0	0	7.0	5	4	3	1	0	1	0	2	0
Peterson, Brandon	3	0	2.65	22	0	0	7	0	4	34.0	20	11	10	1	1	14	0	44	7
Romero, Fernando	1	1	2.35	4	4	0	0	0	0	23.0	20	7	6	0	1	4	0	20	1
Rosario, Randy	5	6	3.73	14	14	0	0	0	0	72.1	85	42	30	2	0	24	0	45	3
Steele, Keaton	4	8	4.37	15	15	0	0	0	0	80.1	93	44	39	3	1	29	0	46	2
Theofanopoulos, Michael	1	1	2.19	9	0	0	5	0	1	12.1	9	3	3	0	1	6	1	11	1
Van Steensel, Todd	1	1	3.54	29	0	0	16	0	5	40.2	36	18	16	1	1	20	0	41	2
Totals	48	44	3.02	92	92	4	88	13	23	808.2	724	322	271	32	30	291	3	686	49

Florida State League Standings
(As of 07/17/2016 01:31 AM EDT)

SECOND HALF STANDINGS

Florida State League North

	W	L	PCT	GB	Home	Away	Div	Streak	Last10
Clearwater Threshers	15	8	.652	-	7-6	8-2	8-7	W7	8-2
Dunedin Blue Jays	15	8	.652	-	3-5	12-3	11-4	W1	6-4
Daytona Tortugas	11	9	.550	2.5	3-3	8-6	9-3	L4	4-6
Tampa Yankees	11	12	.478	4.0	9-7	2-5	9-6	L2	3-7
Brevard County Manatees	6	16	.273	8.5	4-8	2-8	3-11	L1	3-7
Lakeland Flying Tigers	5	15	.250	8.5	4-7	1-8	2-11	L3	3-7

Florida State League South

	W	L	PCT	GB	Home	Away	Div	Streak	Last10
Fort Myers Miracle	14	9	.609	-	6-3	8-6	11-4	W2	4-6
St. Lucie Mets	13	9	.591	0.5	7-3	6-6	8-6	W4	7-3
Charlotte Stone Crabs	12	9	.571	1.0	7-7	5-2	7-7	W3	5-5
Jupiter Hammerheads	13	10	.565	1.0	8-5	5-5	7-8	W1	7-3
Bradenton Marauders	11	12	.478	3.0	4-7	7-5	5-10	L1	7-3
Palm Beach Cardinals	7	16	.304	7.0	1-9	6-7	6-9	L6	2-8

OVERALL STANDINGS

Florida State League North

	W	L	PCT	GB	Home	Away	Div	Streak	Last10
Clearwater Threshers	54	37	.593	-	27-23	27-14	32-25	W7	8-2
Tampa Yankees	53	39	.576	1.5	27-22	26-17	36-21	L2	3-7
Daytona Tortugas	47	42	.528	6.0	21-22	26-20	29-25	L4	4-6
Dunedin Blue Jays	48	44	.522	6.5	20-24	28-20	30-27	W1	6-4
Lakeland Flying Tigers	39	49	.443	13.5	19-27	20-22	23-32	L3	3-7
Brevard County Manatees	29	61	.322	24.5	13-30	16-31	18-38	L1	3-7

Florida State League South

	W	L	PCT	GB	Home	Away	Div	Streak	Last10
St. Lucie Mets	48	41	.539	-	21-19	27-22	28-27	W4	7-3
Bradenton Marauders	49	42	.538	-	24-22	25-20	30-27	L1	7-3
Fort Myers Miracle	48	44	.522	1.5	22-20	26-24	33-24	W2	4-6
Charlotte Stone Crabs	45	45	.500	3.5	25-24	20-21	28-28	W3	5-5
Jupiter Hammerheads	44	47	.484	5.0	23-26	21-21	27-29	W1	7-3
Palm Beach Cardinals	39	52	.429	10.0	12-30	27-22	23-34	L6	2-8

Cedar Rapids KERNELS (49-43) 13, Fort Wayne TinCaps (45-48) 10
July 16, 2016

	1	2	3	4	5	6	7	8	9	10	R	H	E
Cedar Rapids	0	0	1	0	6	1	0	2	0	3	13	23	4
Fort Wayne	3	3	1	1	0	0	0	2	0	10	9	1	

Cedar Rapids	AB	R	H	RBI	BB	SO	LOB	AVG	Fort Wayne	AB	R	H	RBI	BB	SO	LOB	AVG
Scoggins, CF	7	2	4	3	0	0	4	.308	Tidwell, 2B	5	0	1	1	1	1	3	.241
Palacios, SS	2	0	0	0	0	1	1	.222	Van Gansen, SS	4	1	0	0	2	2	2	.225
1-Molina, PR-3B	4	2	3	4	0	0	2	.281	Allen, C	2	1	1	0	0	0	1	.307
Arraez, 2B	6	0	3	2	1	1	3	.337	Vilter, C	4	0	1	0	0	1	2	.160
Wiel, 1B	7	2	3	2	0	2	4	.246	Zunica, 1B	4	1	1	4	0	2	3	.256
Davis, J, RF	4	1	1	0	2	2	3	.286	Belen, 3B	4	2	1	1	1	0	4	.218
Miller, 3B-SS	4	1	0	0	1	3	4	.265	Garcia, A, RF	5	1	1	0	0	1	2	.161
Garcia, C	6	3	3	0	0	1	2	.304	Urena, DH	4	1	1	1	0	2	2	.176
Silva, R, DH	6	1	4	1	0	2	3	.262	Pena, J, LF	5	1	0	0	0	0	1	.210
Cavaness, LF	5	1	2	0	0	2	5	.217	Moore, CF	4	2	2	0	1	1	1	.256
Gibbons, P	0	0	0	0	0	0	0	.000	Smith, P	0	0	0	0	0	0	0	.000
Lo, P	0	0	0	0	0	0	0	.000	Monroe, P	0	0	0	0	0	0	0	.000
Hackimer, P	0	0	0	0	0	0	0	.000	Foriest, P	0	0	0	0	0	0	0	.000
Ramirez, W, P	0	0	0	0	0	0	0	.000	Liriano, P	0	0	0	0	0	0	0	.000
Totals	51	13	23	12	4	14	31	.255	Distasio, P	0	0	0	0	0	0	0	.000
									Totals	41	10	9	7	5	10	21	.238

1-Ran for Palacios in the 4th.

BATTING

2B: Scoggins (4, Monroe); Wiel (18, Monroe); Garcia (4, Foriest).
3B: Molina (1, Monroe).
HR: Wiel 2 (10, 3rd inning off Smith, 0 on, 2 out; 5th inning off Monroe, 0 on, 0 out).
TB: Silva, R 4; Molina 5; Wiel 10; Scoggins 5; Cavaness 2; Arraez 3; Garcia 4; Davis, J.
RBI: Wiel 2 (51); Scoggins 3 (5); Molina 4 (28); Arraez 2 (40); Silva, R (4).
2-out RBI: Wiel; Scoggins 3; Molina 3; Arraez 2.
Runners left in scoring position, 2 out: Miller 3; Scoggins; Garcia; Arraez 2; Davis, J 2; Molina.
SAC: Cavaness.
Team RISP: 10-for-26.
Team LOB: 15.

BASERUNNING

SB: Arraez (1, 2nd base off Liriano/Vilter); Scoggins (1, 2nd base off Distasio/Vilter); Molina (4, 2nd base off Distasio/Vilter).

FIELDING

E: Arraez (7, fielding); Palacios (14, throw); Molina 2 (4, fielding, throw).

BATTING

2B: Moore 2 (5, Gibbons, Gibbons).
HR: Zunica (12, 1st inning off Gibbons, 2 on, 1 out); Urena (2, 2nd inning off Gibbons, 0 on, 0 out); Belen (5, 3rd inning off Gibbons, 0 on, 0 out).
TB: Tidwell; Vilter; Zunica 4; Allen; Belen 4; Garcia, A; Urena 4; Moore 4.
RBI: Zunica 4 (47); Urena (4); Tidwell (22); Belen (44).
Runners left in scoring position, 2 out: Zunica; Belen; Tidwell; Garcia, A 2.
SF: Zunica.
Team RISP: 2-for-14.
Team LOB: 8.

FIELDING

E: Garcia, A (3, fielding).
PB: Allen (10).
Outfield assists: Moore (Garcia at 3rd base); Garcia, A (Molina at 2nd base).

Cedar Rapids	IP	H	R	ER	BB	SO	HR	ERA	Fort Wayne	IP	H	R	ER	BB	SO	HR	ERA
Gibbons	4.0	7	8	6	2	2	3	6.09	Smith	3.2	6	1	1	3	5	1	4.54
Lo	3.0	1	0	0	2	2	0	1.55	Monroe	1.0	7	6	6	0	2	1	6.54
Hackimer (BS, 2)(W, 1-1)	2.0	1	2	0	1	4	0	2.79	Foriest	1.1	3	1	1	0	1	0	4.34
Ramirez, W (S, 3)	1.0	0	0	0	0	2	0	2.51	Liriano	3.0	3	2	1	1	5	0	2.01
Totals	10.0	9	10	6	5	10	3	3.46	Distasio (L, 1-2)	1.0	4	3	3	0	1	0	5.32
									Totals	10.0	23	13	12	4	14	2	3.48

Game Scores: Gibbons 6; Smith 40.

WP: Gibbons; Lo; Monroe; Liriano.

HBP: Palacios (by Smith); Miller (by Monroe); Urena (by Lo).

Pitches-strikes: Gibbons 76-48; Lo 55-32; Hackimer 43-28; Ramirez, W 17-11; Smith 79-46; Monroe 40-29; Foriest 32-22; Liriano 54-35; Distasio 29-20.

Groundouts-flyouts: Gibbons 6-5; Lo 2-4; Hackimer 3-0; Ramirez, W 0-0; Smith 4-1; Monroe 1-0; Foriest 1-0; Liriano 2-2; Distasio 0-2.

Batters faced: Gibbons 23; Lo 13; Hackimer 9; Ramirez, W 3; Smith 20; Monroe 11; Foriest 7; Liriano 13; Distasio 7.

Inherited runners-scored: Monroe 2-0; Foriest 2-0.

Umpires: HP: Greg Roemer. 1B: Jose Matamoros.

Weather: 78 degrees, partly cloudy.

Wind: 6 mph, L to R.

First pitch: 6:37 PM.

T: 4:26. **Att:** 8,144.

Venue: Parkview Field.

July 16, 2016

July 16, 2016

Cedar Rapids Kernels Batting

	AVG	G	AB	R	H	TB	2B	3B	HR	BI	SH	SF	HP	BB	IBB	SO	SB	CS	GIDP	SLG	OBP
Arraez, Luis	.337	72	297	43	100	131	21	2	2	40	3	2	1	22	0	36	1	2	6	.441	.382
Cavaness, Christian	.217	37	120	10	26	29	1	1	0	7	1	0	1	14	0	43	1	4	2	.242	.304
Davis, Jaylin	.286	10	35	8	10	20	2	1	2	6	0	0	1	7	0	12	1	0	0	.571	.419
Diemer, Austin	.222	10	36	3	8	12	1	0	1	3	0	0	0	3	0	12	1	1	1	.333	.282
Fernandez, J.J.	.221	76	280	33	62	101	19	1	6	33	0	3	5	26	0	75	1	2	4	.361	.296
Garcia, Kevin	.304	12	46	5	14	18	4	0	0	3	0	0	0	2	0	8	0	0	1	.391	.333
Guzman, Manuel	.172	9	29	2	5	5	0	0	0	0	0	0	0	2	0	3	0	2	1	.172	.226
Ibarra, Chris	.104	14	48	3	5	5	0	0	0	0	0	0	2	6	0	13	0	0	0	.104	.232
Miller, Sean	.265	69	279	41	74	103	14	3	3	38	2	6	4	7	1	44	6	2	6	.369	.287
Molina, Nelson	.281	56	192	22	54	62	6	1	0	28	3	2	2	24	1	29	4	0	1	.323	.364
Olson, Brian	.211	21	76	13	16	22	6	0	0	10	0	1	0	7	0	24	0	0	2	.289	.274
Palacios, Jermaine	.222	71	261	34	58	75	8	3	1	28	2	4	3	18	0	39	3	4	11	.287	.276
Scoggins, Casey	.308	9	39	7	12	16	4	0	0	5	1	0	0	2	0	6	1	0	2	.410	.341
Silva, Rainis	.262	13	42	8	11	11	0	0	0	4	0	0	0	5	0	11	0	0	1	.262	.340
Valera, Rafael P	.261	30	115	16	30	47	9	4	0	11	0	0	2	17	0	30	0	3	2	.409	.366
Wiel, Zander	.246	84	325	43	80	138	18	5	10	51	3	4	2	37	0	79	5	1	7	.425	.323
Totals	.255	92	3161	424	805	1125	149	30	37	377	19	35	45	311	3	679	39	26	68	.356	.327

Cedar Rapids Kernels Pitching

	W	L	ERA	G	GS	CG	GF	SHO	SV	IP	H	R	ER	HR	HB	BB	IBB	SO	WP
Booser, Cam	0	2	14.46	9	0	0	6	0	0	9.1	10	16	15	1	3	20	0	12	6
Cederoth, Michael	2	0	2.28	18	0	0	7	0	0	27.2	19	8	7	2	0	22	0	37	4
Cordy, Max	0	1	7.20	2	0	0	1	0	1	5.0	6	4	4	1	0	2	0	6	0
Cutura, Andro	3	1	5.14	6	6	0	0	0	0	28.0	25	17	16	0	3	15	0	28	6
Del Rosario, Eduardo	1	2	5.40	7	7	0	0	0	0	36.2	42	22	22	5	1	17	0	21	5
Gibbons, Sam	3	3	6.09	22	7	0	6	0	0	57.2	71	45	39	6	4	29	0	49	7
Hackimer, Tom	1	1	2.79	7	0	0	4	0	1	9.2	9	6	3	0	1	5	0	10	0
Irby, C.K.	1	2	2.53	14	0	0	5	0	1	21.1	18	8	6	1	0	7	0	24	3
Lo, Kuo Hua	0	1	1.55	22	0	0	9	0	3	40.2	25	15	7	2	3	29	0	36	6
McIver, Anthony	0	0	3.03	19	0	0	9	0	4	32.2	33	13	11	2	2	6	0	35	0
Ramirez, Williams	2	1	2.51	17	0	0	6	0	3	32.1	15	9	9	1	2	17	0	39	4
Rodriguez, Dereck	2	10	5.91	15	15	0	0	0	0	80.2	86	60	53	6	6	34	0	83	11
Stashak, Cody	6	5	3.16	15	14	0	1	0	1	88.1	74	32	31	4	3	24	0	73	5
Thorpe, Lewis	0	0	-	0	0	0	0	0	0	0.0	0	0	0	0	0	0	0	0	0
Tillery, Zach	1	1	8.10	6	0	0	3	0	0	10.0	12	9	9	0	0	10	0	12	2
Vasquez, Andrew	0	0	4.91	2	0	0	0	0	0	3.2	1	2	2	0	1	2	0	4	1
Wells, Lachlan	2	1	1.27	4	4	0	0	0	0	21.1	18	3	3	2	1	4	0	19	0
Totals	49	43	3.46	92	92	2	90	10	21	822.1	707	363	316	36	47	342	0	811	91

Midwest League Standings
(As of 07/17/2016 01:54 AM EDT)

SECOND HALF STANDINGS

Midwest League Eastern											Midwest League Western									
	W	L	PCT	GB	Home	Away	Div	Streak	Last10		W	L	PCT	GB	Home	Away	Div	Streak	Last10	
Lansing Lugnuts	15	8	.652	-	11-1	4-7	14-5	L1	6-4	Clinton LumberKings	17	6	.739	-	10-2	7-4	14-5	W2	6-4	
South Bend Cubs	15	8	.652	-	7-4	8-4	13-6	W1	6-4	Cedar Rapids Kernels	13	10	.565	4.0	7-5	6-5	9-10	W5	7-3	
Bowling Green Hot Rods	13	9	.591	1.5	7-4	6-5	9-9	W5	8-2	Quad Cities River Bandits	13	11	.542	4.5	8-4	5-7	10-9	W1	6-4	
West Michigan Whitecaps	10	11	.476	4.0	6-5	4-6	8-9	L2	5-5	Peoria Chiefs	12	11	.522	5.0	8-3	4-8	9-10	W1	6-4	
Fort Wayne TinCaps	9	14	.391	6.0	4-8	5-6	8-11	L3	3-7	Beloit Snappers	11	12	.478	6.0	8-3	3-9	10-9	L1	5-5	
Dayton Dragons	8	14	.364	6.5	2-8	6-6	6-12	L2	5-5	Burlington Bees	11	12	.478	6.0	7-4	4-8	7-12	W4	6-4	
Great Lakes Loons	8	14	.364	6.5	5-6	3-8	8-10	L5	3-7	Wisconsin Timber Rattlers	11	12	.478	6.0	7-5	4-7	10-9	W1	4-6	
Lake County Captains	8	15	.348	7.0	6-6	2-9	7-11	L1	1-9	Kane County Cougars	8	15	.348	9.0	5-6	3-9	7-12	L1	4-6	

OVERALL STANDINGS

Midwest League Eastern											Midwest League Western									
	W	L	PCT	GB	Home	Away	Div	Streak	Last10		W	L	PCT	GB	Home	Away	Div	Streak	Last10	
South Bend Cubs	56	36	.609	-	32-15	24-21	48-29	W1	6-4	Clinton LumberKings	56	37	.602	-	30-17	26-20	46-31	W2	6-4	
West Michigan Whitecaps	49	39	.557	5.0	25-19	24-20	42-32	L2	5-5	Peoria Chiefs	52	41	.559	4.0	31-15	21-26	44-33	W1	6-4	
Bowling Green Hot Rods	50	41	.549	5.5	26-19	24-22	38-37	W5	8-2	Cedar Rapids Kernels	49	43	.533	6.5	27-19	22-24	39-38	W5	7-3	
Lansing Lugnuts	51	42	.548	5.5	30-17	21-25	42-35	L1	6-4	Wisconsin Timber Rattlers	45	48	.484	11.0	25-22	20-26	37-40	W1	4-6	
Lake County Captains	48	45	.516	8.5	27-20	21-25	40-36	L1	1-9	Quad Cities River Bandits	44	49	.473	12.0	23-23	21-26	36-41	W1	6-4	
Fort Wayne TinCaps	45	48	.484	11.5	24-23	21-25	36-41	L3	3-7	Beloit Snappers	43	49	.467	12.5	26-20	17-29	38-39	L1	5-5	
Great Lakes Loons	37	55	.402	19.0	21-25	16-30	33-43	L5	3-7	Burlington Bees	43	50	.462	13.0	23-23	20-27	34-43	W4	6-4	
Dayton Dragons	29	63	.315	27.0	13-32	16-31	25-51	L2	5-5	Kane County Cougars	41	52	.441	15.0	22-24	19-28	34-43	L1	4-6	

Princeton Rays (13-8) 5, Elizabethton Twins (8-14) 1
July 16, 2016

	1	2	3	4	5	6	7	8	9	R	H	E
Elizabethton	0	0	0	0	0	0	0	0	1	1	9	2
Princeton	0	0	0	0	0	0	3	2	x	5	10	0

Elizabethton	AB	R	H	RBI	BB	SO	LOB	AVG	Princeton	AB	R	H	RBI	BB	SO	LOB	AVG
Lopez, SS	0	0	0	0	0	0	0	.318	Butera, 3B	4	0	2	1	0	2	2	.279
Montesino, SS	3	0	2	0	0	0	0	.383	Cabrera, E, RF	4	0	0	0	0	1	2	.264
Blankenhorn, 2B	3	0	0	0	1	1	2	.274	Gustave, CF	3	1	1	0	1	1	0	.328
Kiriloff, RF	4	0	2	0	0	0	2	.316	Melley, 1B	4	1	1	0	0	1	1	.324
Diaz, 1B	4	0	1	0	0	1	3	.260	Rojas, O, LF	4	1	1	0	0	1	2	.364
Kranson, C	4	1	1	0	0	0	5	.204	Rondon, SS	3	0	2	0	1	0	1	.288
Carrier, LF	4	0	1	0	0	1	2	.208	Tenerowicz, 2B	3	1	2	1	0	0	1	.355
Gonzalez, R, DH	4	0	2	1	0	1	1	.257	Lorenzo, C	4	1	1	2	0	0	4	.221
Cabbage, 3B	4	0	0	0	0	2	2	.192	Calloway, DH	4	0	0	0	0	3	6	.250
Martinez, L, CF	3	0	0	0	0	1	1	.111	Agosto, P	0	0	0	0	0	0	0	.000
Mason, P	0	0	0	0	0	0	0	.000	Romero, P	0	0	0	0	0	0	0	.000
Schick, P	0	0	0	0	0	0	0	.000	Ramos, R, P	0	0	0	0	0	0	0	.000
Lujan, P	0	0	0	0	0	0	0	.000	Totals	33	5	10	4	2	9	19	.285
Totals	33	1	9	1	1	7	18	.239									

BATTING

2B: Kirilloff (6, Agosto).
3B: Gonzalez, R (1, Ramos, R).
TB: Montesino 2; Kranson; Kirilloff 3; Carrier; Gonzalez, R 4; Diaz.
RBI: Gonzalez, R (4).
2-out RBI: Gonzalez, R.
Runners left in scoring position, 2 out: Kranson 3; Carrier; Martinez, L; Cabbage.
GIDP: Gonzalez, R; Blankenhorn.
Team RISP: 2-for-13.
Team LOB: 7.

FIELDING

E: Cabbage 2 (5, throw, throw).
PB: Kranson (1).
DP: (Cabbage-Diaz).

BATTING

2B: Rondon (4, Mason); Lorenzo (4, Schick); Butera (6, Schick).
TB: Melley; Rojas, O; Gustave; Lorenzo 2; Tenerowicz 2; Rondon 3; Butera 3.
RBI: Lorenzo 2 (11); Butera (12); Tenerowicz (13).
2-out RBI: Butera.
Runners left in scoring position, 2 out: Tenerowicz; Butera; Cabrera, E.
GIDP: Calloway.
Team RISP: 3-for-13.
Team LOB: 7.

BASERUNNING

CS: Gustave (2, 2nd base by Mason/Kranson).

FIELDING

Outfield assists: Cabrera, E (Montesino at home).
DP: 2 (Rondon-Tenerowicz-Melley 2).

Elizabethton	IP	H	R	ER	BB	SO	HR	ERA	Princeton	IP	H	R	ER	BB	SO	HR	ERA
Mason	4.0	2	0	0	1	3	0	7.90	Agosto	5.0	2	0	0	1	4	0	2.89
Schick (L, 1-1)	3.0	5	3	3	0	5	0	7.71	Romero (W, 1-0)	3.0	5	0	0	0	1	0	0.68
Lujan	1.0	3	2	1	1	1	0	4.76	Ramos, R	1.0	2	1	1	0	2	0	1.76
Totals	8.0	10	5	4	2	9	0	4.98	Totals	9.0	9	1	1	1	7	0	3.17

Game Scores: Mason 61; Agosto 68.

WP: Schick; Agosto; Romero; Ramos, R.

HBP: Lopez (by Agosto); Tenerowicz (by Schick).

Groundouts-flyouts: Mason 4-4; Schick 1-1; Lujan 2-0; Agosto 4-3; Romero 3-3; Ramos, R 1-0.

Batters faced: Mason 14; Schick 15; Lujan 7; Agosto 18; Romero 12; Ramos, R 5.

Umpires: HP: Mark Stewart. 1B: Grant Hinson.

Weather: 78 degrees, partly cloudy.

Wind: 6 mph, In from RF.

First pitch: 7:01 PM.

T: 2:26.

Att: 549.

Venue: Hunnicutt Field.

July 16, 2016

July 16, 2016

Elizabethton Twins Batting

	AVG	G	AB	R	H	TB	2B	3B	HR	BI	SH	SF	HP	BB	IBB	SO	SB	CS	GIDP	SLG	OBP
Blankenhorn, Travis	.274	18	73	17	20	43	3	1	6	19	0	0	1	6	0	18	3	0	3	.589	.338
Cabbage, Trey	.192	9	26	4	5	8	3	0	0	1	0	0	0	3	0	15	1	0	0	.308	.276
Carrier, Shane	.208	16	53	3	11	19	5	0	1	3	0	0	1	3	0	17	0	0	0	.358	.263
Diaz, Lewin	.260	13	50	9	13	30	6	1	3	9	0	1	0	2	0	11	0	0	0	.600	.283
Gonzalez, Roberto	.257	10	35	2	9	13	2	1	0	4	0	0	0	2	0	13	1	0	2	.371	.297
Hamilton, Caleb	.189	12	37	4	7	9	2	0	0	1	0	0	0	7	0	9	0	1	0	.243	.318
Hayman, Bryant	.244	13	41	2	10	17	4	0	1	5	0	1	1	1	0	19	0	0	0	.415	.273
Jernigan, Andre	.150	9	20	3	3	4	1	0	0	0	0	0	2	3	0	10	0	0	0	.200	.320
Kiriloff, Alex	.316	15	57	4	18	27	6	0	1	9	0	2	0	1	0	6	0	0	0	.474	.317
Kranson, Mitchell	.204	15	54	5	11	14	3	0	0	2	0	0	2	3	0	6	0	0	0	.259	.271
Lopez, Brandon	.318	14	44	5	14	17	3	0	0	6	0	0	2	10	0	4	1	0	1	.386	.464
Martinez, Luis	.111	4	9	2	1	1	0	0	0	1	0	0	0	2	0	4	0	0	0	.111	.273
Minier, Amaurys	.208	15	53	5	11	21	1	0	3	8	0	0	0	5	0	15	0	0	0	.396	.276
Molina, Robert	.037	9	27	0	1	1	0	0	0	1	0	0	0	1	0	6	0	0	1	.037	.071
Montesino, Ariel	.383	11	47	8	18	19	1	0	0	2	0	0	0	2	0	7	1	2	0	.404	.408
Totals	.239	22	731	90	175	288	41	3	22	85	0	4	11	59	0	205	9	3	10	.394	.304

Elizabethton Twins Pitching

	W	L	ERA	G	GS	CG	GF	SHO	SV	IP	H	R	ER	HR	HB	BB	IBB	SO	WP
Beardsley, Tyler	0	0	2.25	4	2	0	1	0	1	16.0	14	4	4	1	0	3	0	11	1
Carlini, Domenick	1	3	4.71	4	4	0	0	0	0	21.0	22	13	11	1	2	3	0	9	2
Davis, Colton	0	1	2.45	6	0	0	5	0	3	11.0	5	3	3	0	1	5	0	15	4
Grogan, Quin	0	1	9.00	3	0	0	0	0	0	6.0	8	6	6	1	1	4	0	8	1
Jax, Griffin	0	1	4.15	4	0	0	2	0	0	8.2	15	4	4	2	0	1	0	8	2
Lujan, Hector	1	0	4.76	7	0	0	6	0	1	11.1	12	7	6	1	2	7	1	11	1
Martinez, Jose	0	1	7.47	4	4	0	0	0	0	15.2	25	13	13	2	0	6	0	13	4
Mason, Ryan	0	1	7.90	4	3	0	0	0	0	13.2	19	13	12	4	1	2	0	11	2
McGuff, Patrick	0	0	0.00	2	0	0	1	0	0	2.1	1	1	0	0	0	2	0	6	1
Poppen, Sean	0	2	3.65	3	3	0	0	0	0	12.1	11	5	5	0	2	6	0	12	3
Quezada, Johan	1	1	8.10	6	0	0	3	0	1	10.0	7	10	9	0	0	9	0	12	1
Robinson, Alex	0	1	5.25	5	2	0	2	0	0	12.0	13	7	7	1	1	14	0	17	2
Schick, Alex	1	1	7.71	4	1	0	0	0	0	11.2	14	10	10	1	2	2	0	14	2
Tribby, Austin	1	0	5.14	4	0	0	1	0	0	7.0	6	4	4	0	0	5	0	9	4
Wells, Tyler	0	1	4.50	3	3	0	0	0	0	10.0	8	8	5	0	1	5	0	17	2
Totals	8	14	4.98	22	22	0	22	1	6	184.1	195	112	102	14	15	82	1	197	33

Appalachian League Standings
 (As of 07/17/2016 01:59 AM EDT)

Appalachian League East

	W	L	PCT	GB	Home	Away	Div	Streak	Last10
Burlington Royals	14	8	.636	-	4-7	10-1	8-5	L1	6-4
Princeton Rays	13	8	.619	0.5	8-4	5-4	7-4	W7	8-2
Bluefield Blue Jays	10	11	.476	3.5	5-6	5-5	3-5	L5	4-6
Danville Braves	10	12	.455	4.0	4-7	6-5	6-6	L1	5-5
Pulaski Yankees	10	12	.455	4.0	5-6	5-6	2-6	W1	3-7

Appalachian League West

	W	L	PCT	GB	Home	Away	Div	Streak	Last10
Johnson City Cardinals	12	9	.571	-	6-4	6-5	5-4	L2	4-6
Greeneville Astros	12	11	.522	1.0	7-6	5-5	5-8	W6	7-3
Bristol Pirates	10	12	.455	2.5	6-3	4-9	6-2	W1	4-6
Kingsport Mets	10	12	.455	2.5	4-8	6-4	5-7	W2	6-4
Elizabethton Twins	8	14	.364	4.5	2-7	6-7	6-6	L3	3-7

GCL Red Sox (10-10) 4, GCL Twins (10-10) 2
July 16, 2016

	1	2	3	4	5	6	7	8	9	R	H	E
GCL Twins	0	0	0	0	1	0	0	0	1	2	6	0
GCL Red Sox	0	0	0	0	0	4	0	0	x	4	6	1

GCL Twins	AB	R	H	RBI	BB	SO	LOB	AVG	GCL Red Sox	AB	R	H	RBI	BB	SO	LOB	AVG
Guzman, M, 3B	4	0	1	0	0	1	0	.200	Hamilton, CF	3	1	1	0	1	0	0	.222
Andrade, J, CF	4	0	1	0	0	2	1	.267	Valentin, 2B	4	0	0	0	0	0	3	.234
Cronin, LF	3	0	0	0	1	2	0	.226	Espinal, St, 3B	3	1	1	1	1	1	0	.262
Miranda, DH	3	1	1	0	1	0	1	.258	Barriento, DH	4	1	1	1	0	1	2	.404
Munoz, G, SS	3	0	2	0	1	1	1	.250	Chatham, SS	1	0	0	0	0	0	0	.000
Whitefield, RF	3	0	0	0	0	1	4	.245	Diaz, I, SS	2	0	1	1	0	0	0	.262
a-Arias, J, PH	1	0	1	1	0	0	0	.193	Lameda, 1B	3	0	2	1	1	1	1	.221
Featherstone, 1B	4	0	0	0	0	2	3	.188	Nunez, J, C	2	0	0	0	0	0	2	.400
Gamez, C	2	1	0	0	0	0	0	.118	Noviello, C	2	0	0	0	0	2	3	.174
b-Rortvedt, PH	0	0	0	0	1	0	0	.256	Hardy, RF	4	0	0	0	0	3	4	.200
Morel, E, 2B	4	0	0	0	0	3	3	.097	Abreu, LF	2	1	0	0	1	0	0	.000
Anderson, P	0	0	0	0	0	0	0	.000	Pantoja, Y, P	0	0	0	0	0	0	0	.000
Jones, P	0	0	0	0	0	0	0	.000	Smith, P	0	0	0	0	0	0	0	.000
Strecker, P	0	0	0	0	0	0	0	.000	Fisher, P	0	0	0	0	0	0	0	.000
Kelly, P	0	0	0	0	0	0	0	.000	Clemente, P	0	0	0	0	0	0	0	.000
Totals	31	2	6	1	4	12	13	.205	Totals	30	4	6	4	4	8	15	.242

a-Singled for Whitefield in the 9th. b-Walked for Gamez in the 9th.

BATTING

2B: Andrade, J (3, Pantoja, Y); Munoz, G (3, Smith).
TB: Arias, J; Guzman, M; Miranda; Andrade, J 2; Munoz, G 3.
RBI: Arias, J (3).
Runners left in scoring position, 2 out: Featherstone; Whitefield 2; Andrade, J; Morel, E.
Team RISP: 2-for-10.
Team LOB: 7.

BASERUNNING

SB: Miranda (4, 2nd base off Pantoja, Y/Nunez, J); Gamez (1, home off Pantoja, Y/Nunez, J); Guzman, M (5, 2nd base off Pantoja, Y/Nunez, J).
CS: Andrade, J (1, 3rd base by Pantoja, Y/Nunez, J); Arias, J (1, 2nd base by Clemente/Noviello).

FIELDING

PB: Gamez (4).

BATTING

2B: Barriento (4, Strecker); Hamilton (3, Kelly).
TB: Espinal, St; Hamilton 2; Barriento 2; Lameda 2; Diaz, I.
RBI: Espinal, St (10); Barriento (11); Diaz, I (6); Lameda (11).
Runners left in scoring position, 2 out: Hardy 2; Barriento.
Team RISP: 4-for-11.
Team LOB: 7.

BASERUNNING

SB: Abreu (1, 3rd base off Jones/Gamez).

FIELDING

E: Nunez, J (1, pickoff).

GCL Twins	IP	H	R	ER	BB	SO	HR	ERA	GCL Red Sox	IP	H	R	ER	BB	SO	HR	ERA
Anderson	5.0	1	0	0	0	3	0	1.72	Pantoja, Y	5.0	2	1	1	3	5	0	2.00
Jones (L, 0-1)	0.0	0	2	2	2	0	0	---	Smith (W, 1-0)	2.0	1	0	0	0	3	0	0.00
Strecker (BS, 1)	1.0	4	2	2	0	2	0	7.88	Fisher (H, 1)	1.0	0	0	0	0	2	0	12.71
Kelly	2.0	1	0	0	2	3	0	6.30	Clemente (S, 2)	1.0	3	1	1	1	2	0	5.63
Totals	8.0	6	4	4	4	8	0	2.75	Totals	9.0	6	2	2	4	12	0	3.39

Jones pitched to 2 batters in the 6th.

Game Scores: Anderson 71; Pantoja, Y 62.

WP: Jones; Kelly; Clemente.

HBP: Gamez (by Pantoja, Y); Chatham (by Anderson).

Groundouts-flyouts: Anderson 6-4; Jones 0-0; Strecker 0-0; Kelly 1-1; Pantoja, Y 5-2; Smith 1-2; Fisher 1-0; Clemente 0-0.

Batters faced: Anderson 17; Jones 2; Strecker 7; Kelly 9; Pantoja, Y 20; Smith 7; Fisher 3; Clemente 6.

Inherited runners-scored: Strecker 2-2.

Umpires: HP: Kelvis Velez. 1B: Ross Sheridan.

Weather: 90 degrees, sunny.

Wind: 3 mph, R to L.

First pitch: 10:01 AM. **T:** 2:35. **Venue:** JetBlue Park.

July 16, 2016 July 16, 2016

GCL Twins Batting

	AVG	G	AB	R	H	TB	2B	3B	HR	BI	SH	SF	HP	BB	IBB	SO	SB	CS	GIDP	SLG	OBP
Alvarez, Jhon	.222	3	9	0	2	3	1	0	0	1	0	0	0	0	0	3	0	0	0	.333	.222
Andrade, Jorge	.267	9	30	8	8	13	3	1	0	4	2	0	0	5	0	11	2	1	0	.433	.371
Arias, Jean Carlos	.193	16	57	3	11	16	3	1	0	3	0	0	0	5	0	11	3	1	1	.281	.258
Baddoo, Akil	.219	9	32	2	7	7	0	0	0	2	0	0	0	1	0	12	1	0	1	.219	.242
Cronin, Joe	.226	16	53	3	12	12	0	0	0	1	0	0	2	8	0	13	4	1	0	.226	.349
Davis, Tyree	.192	9	26	1	5	9	1	0	1	1	0	0	0	0	0	14	0	1	0	.346	.192
Featherstone, Zach	.188	10	32	3	6	8	0	1	0	2	1	0	0	3	0	16	1	0	0	.250	.257
Gamez, Juan	.118	6	17	2	2	2	0	0	0	0	1	0	1	2	0	3	1	0	1	.118	.250
Guzman, Manuel	.200	11	35	4	7	7	0	0	0	1	0	0	1	3	0	4	5	4	1	.200	.282
Hutcheon, Dane	.138	10	29	2	4	4	0	0	0	1	0	0	0	2	0	8	1	0	0	.138	.194
Kendrick, Kolton	.107	8	28	1	3	6	0	0	1	1	0	0	0	6	1	16	0	1	0	.214	.265
Marrero, Lean	.263	9	19	1	5	5	0	0	0	1	0	1	0	1	0	2	1	2	0	.263	.286
Miranda, Jose	.258	18	62	5	16	18	2	0	0	8	0	2	0	8	0	10	4	2	2	.290	.333
Morel, Emmanuel	.097	11	31	2	3	3	0	0	0	0	1	0	0	4	0	10	3	2	0	.097	.200
Munoz, Gorge	.250	15	56	5	14	20	3	0	1	4	0	2	2	5	0	16	4	0	1	.357	.323
Rortvedt, Ben	.256	15	43	3	11	14	3	0	0	3	1	0	1	2	0	7	0	0	1	.326	.304
Salva, Kidany	.000	4	11	0	0	0	0	0	0	1	0	0	0	2	0	3	0	0	0	.000	.154
Tapia, Roni	.000	5	17	0	0	0	0	0	0	0	0	0	0	1	0	11	0	0	0	.000	.056
Whitefield, Aaron	.245	14	49	6	12	14	2	0	0	2	0	0	2	2	0	12	5	0	1	.286	.302
Totals	.205	20	654	54	134	171	22	3	3	39	6	5	9	63	1	188	37	16	9	.261	.282

GCL Twins Pitching

	W	L	ERA	G	GS	CG	GF	SHO	SV	IP	H	R	ER	HR	HB	BB	IBB	SO	WP
Anderson, Brady	1	0	1.72	6	2	0	1	0	0	15.2	13	3	3	0	1	2	0	14	0
Balan, Vadim	0	0	-	0	0	0	0	0	0	0.0	0	0	0	0	0	0	0	0	0
Beeker, Clark	1	0	2.61	5	0	0	2	0	1	10.1	7	4	3	0	1	2	0	13	1
Benninghoff, Tyler	0	0	-	0	0	0	0	0	0	0.0	0	0	0	0	0	0	0	0	0
Clemensia, Taylor	0	0	1.50	3	3	0	0	0	0	12.0	4	5	2	0	3	12	0	10	2
De Jesus, Miguel	3	1	3.20	4	4	0	0	0	0	19.2	15	7	7	1	0	5	0	21	2
Farfan, Onas	0	0	0.87	7	0	0	4	0	2	10.1	6	1	1	0	1	4	0	14	1
Fox, Tyler	0	1	3.86	3	3	0	0	0	0	11.2	9	5	5	0	0	1	0	9	0
Gomez, Moises	1	0	0.00	6	0	0	0	0	0	11.1	11	1	0	0	0	6	0	9	1
Hellquist, Bo	0	1	2.19	3	3	0	0	0	0	12.1	14	6	3	1	0	1	0	12	1
Jones, Matt	0	1	---	1	0	0	0	0	0	0.0	0	2	2	0	0	2	0	0	1
Kelly, Garrett	0	1	6.30	8	0	0	4	0	1	10.0	11	7	7	0	0	6	0	15	3
Martinez, Daniel	1	0	5.40	6	0	0	1	0	0	8.1	10	5	5	0	0	2	0	10	3
Moran, Jovani	0	0	-	0	0	0	0	0	0	0.0	0	0	0	0	0	0	0	0	0
Pearce, Callan	1	0	0.00	7	0	0	2	0	1	10.0	9	2	0	0	0	3	0	11	1
Schutte, Matz	1	0	1.54	6	0	0	0	0	0	11.2	7	3	2	0	1	2	0	7	2
Strecker, Zach	0	1	7.88	7	0	0	3	0	1	8.0	18	9	7	0	1	3	1	5	2
Ynoa, Huascar	0	3	3.50	4	4	0	0	0	0	18.0	19	8	7	0	1	5	0	19	1
Totals	10	10	2.75	20	20	0	20	1	8	180.0	159	69	55	2	9	57	1	184	22

Gulf Coast League Standings
(As of 07/16/2016 11:08 PM EDT)

Gulf Coast League East

	W	L	PCT	GB	Home	Away	Div	Streak	Last10
GCL Nationals	11	8	.579	-	6-4	5-4	11-8	W1	6-4
GCL Cardinals	10	9	.526	1.0	5-5	5-4	10-9	W3	6-4
GCL Mets	10	9	.526	1.0	7-2	3-7	10-9	L2	5-5
GCL Astros	9	11	.450	2.5	3-6	6-5	9-11	W2	5-5
GCL Marlins	8	11	.421	3.0	3-7	5-4	8-11	L2	3-7

Gulf Coast League Northeast

	W	L	PCT	GB	Home	Away	Div	Streak	Last10
GCL Braves	9	11	.450	-	5-5	4-6	5-5	W1	6-4
GCL Pirates	9	11	.450	-	5-5	4-6	7-3	L1	5-5
GCL Tigers East	8	12	.400	1.0	5-5	3-7	4-6	L4	3-7
GCL Yankees East	4	16	.200	5.0	2-8	2-8	4-6	L4	1-9

Gulf Coast League Northwest

	W	L	PCT	GB	Home	Away	Div	Streak	Last10
GCL Blue Jays	17	3	.850	-	9-1	8-2	9-1	W14	10-0
GCL Phillies	13	7	.650	4.0	5-5	8-2	4-6	W2	6-4
GCL Tigers West	11	9	.550	6.0	5-5	6-4	4-6	W1	4-6
GCL Yankees West	9	11	.450	8.0	5-5	4-6	3-7	L1	5-5

Gulf Coast League South

	W	L	PCT	GB	Home	Away	Div	Streak	Last10
GCL Orioles	11	9	.550	-	5-5	6-4	11-9	L1	3-7
GCL Red Sox	10	10	.500	1.0	4-6	6-4	10-10	W3	4-6
GCL Twins	10	10	.500	1.0	5-5	5-5	10-10	L2	5-5
GCL Rays	9	11	.450	2.0	5-5	4-6	9-11	W1	8-2

July 15, 2016
DSL Twins Batting

	AVG	G	AB	R	H	TB	2B	3B	HR	BI	SH	SF	HP	BB	IBB	SO	SB	CS	GIDP	SLG	OBP
Calcano, Mariano	.232	21	69	7	16	30	3	1	3	14	0	1	2	8	0	26	0	0	1	.435	.325
Cuesto, Darling	.268	18	56	9	15	18	1	1	0	8	0	0	3	9	0	13	1	0	1	.321	.397
De La Cruz, Yeremi	.190	17	63	4	12	13	1	0	0	7	0	1	0	4	0	10	0	0	3	.206	.235
Duran, Moris	.196	17	51	11	10	12	2	0	0	2	1	0	0	8	0	11	4	3	1	.235	.305
Encarnacion, Yeltsin	.271	17	59	11	16	19	3	0	0	9	1	0	1	11	1	5	4	4	2	.322	.394
Henriquez, Zaino	.176	17	51	4	9	10	1	0	0	2	1	1	1	7	0	12	2	1	1	.196	.283
Herrera, Edgar	.300	27	100	16	30	37	5	1	0	10	0	0	0	8	0	5	0	2	3	.370	.352
Javier, Wander	.308	9	26	7	8	17	3	0	2	6	0	0	0	4	0	5	0	0	0	.654	.400
Maldonado, Humberto	.282	21	71	11	20	28	6	1	0	9	0	1	1	11	0	25	9	3	2	.394	.381
Marte, Agustin	.286	20	63	16	18	22	2	1	0	7	2	0	0	18	0	15	11	2	1	.349	.444
Martinez, Juan	.192	17	52	7	10	12	2	0	0	8	0	3	1	8	1	14	0	0	2	.231	.297
Parra, Jorge	.366	19	71	11	26	29	1	1	0	8	0	0	1	6	1	16	4	3	0	.408	.423
Perez, Yeison	.244	14	45	5	11	15	1	0	1	4	0	0	1	3	0	8	0	0	2	.333	.306
Santana, Ruben	.212	25	85	9	18	22	2	1	0	7	2	2	1	7	0	18	4	4	1	.259	.274
Tademo, Victor	.319	27	91	21	29	42	11	1	0	14	0	1	1	9	0	9	7	0	1	.462	.382
Tejada, Oliver	.273	3	11	0	3	3	0	0	0	0	0	0	0	0	0	1	0	0	0	.273	.273
Tovar, Antonio	.242	28	99	12	24	32	3	1	1	13	1	1	1	11	0	16	2	3	2	.323	.321
Vasquez, Samuel	.188	28	80	16	15	21	2	2	0	7	0	1	3	11	0	20	4	4	2	.263	.305
Totals	.254	35	1143	177	290	382	49	11	7	135	8	12	17	143	3	229	52	29	25	.334	.342

DSL Twins Pitching

	W	L	ERA	G	GS	CG	GF	SHO	SV	IP	H	R	ER	HR	HB	BB	IBB	SO	WP
Acosta, Melvi	4	0	1.75	7	7	0	0	0	0	36.0	28	11	7	0	1	7	0	35	5
Balbuena, Erick	0	1	11.00	7	0	0	2	0	0	9.0	12	12	11	1	1	10	0	6	8
Bellorin, Luis	0	3	5.31	7	7	0	0	0	0	20.1	21	14	12	1	1	12	0	19	5
Bermudez, Jose	1	1	6.89	11	0	0	3	0	2	15.2	19	14	12	1	2	6	1	15	1
Castro, Cristian	0	0	4.70	6	0	0	2	0	0	7.2	11	9	4	0	2	5	0	4	2
Colina, Edwar	0	1	3.33	7	6	0	0	0	0	27.0	17	14	10	1	3	13	0	23	3
Cruz, Amilcar	1	2	6.75	7	0	0	1	0	0	17.1	20	13	13	1	1	4	0	12	4
Feliz, Danny	0	0	0.00	1	0	0	0	0	0	0.2	0	0	0	0	0	2	0	2	2
Garcia, Pedro	1	1	3.16	8	8	0	0	0	0	31.1	25	12	11	1	1	12	0	30	0
Marin, Andriu	2	0	3.00	11	0	0	5	0	4	21.0	14	9	7	2	4	9	0	20	1
Mojica, Juan	1	2	4.50	7	7	0	0	0	0	28.0	26	14	14	2	3	14	0	34	2
Pena, Juan	0	1	33.75	10	0	0	2	0	0	6.2	11	30	25	0	8	27	0	5	20
Ramirez, Daulin	0	1	5.68	7	0	0	2	0	0	6.1	3	4	4	1	2	7	0	8	4
Rivas, Elvis	1	1	5.51	11	0	0	3	0	0	16.1	15	10	10	1	4	15	0	10	11
Soto, Fredderi	2	2	4.87	13	0	0	7	0	3	20.1	23	15	11	2	2	12	0	7	2
Suniaga, Carlos	4	1	1.05	9	0	0	3	0	1	25.2	20	6	3	0	1	8	0	32	2
Torres, Frandy	1	0	3.00	9	0	0	4	0	3	15.0	9	5	5	0	1	10	1	18	1
Totals	18	17	4.70	35	35	0	35	1	13	304.2	275	192	159	14	37	173	2	280	73

Dominican Summer League Standings
(As of 07/17/2016 02:13 AM EDT)

WILD CARD STANDINGS

Dominican Summer League
North

	W	L	PCT	GB	Home	Away	Div	Streak	Last10		W	L	PCT	GB	Streak	Last10
										DSL Astros Blue	25	11	.694	-	L2	5-5
DSL Rangers1	25	10	.714	-	12-6	13-4	25-10	W1	7-3	DSL Cubs2	24	11	.686	0.5	L1	7-3
DSL Mets1	18	17	.514	7.0	9-9	9-8	18-17	W2	7-3	DSL Mariners1	24	11	.686	0.5	W2	8-2
DSL Yankees1	17	18	.486	8.0	8-9	9-9	17-18	L2	5-5	DSL Royals	24	12	.667	1.0	W6	8-2
DSL Indians	16	19	.457	9.0	9-8	7-11	16-19	L2	2-8	DSL Rockies	22	13	.629	2.5	W1	5-5
DSL Cubs1	16	20	.444	9.5	9-9	7-11	16-20	L2	4-6	DSL Blue Jays	21	14	.600	3.5	L1	6-4
DSL Pirates	14	22	.389	11.5	10-8	4-14	14-22	W3	5-5	DSL Reds	21	15	.583	4.0	W2	7-3
										DSL Dodgers1	20	15	.571	4.5	W2	5-5
										DSL Phillies2	20	16	.556	5.0	W1	6-4
										DSL Mets1	18	17	.514	6.5	W2	7-3
										DSL Tigers	18	17	.514	6.5	L1	7-3

Dominican Summer League
South

	W	L	PCT	GB	Home	Away	Div	Streak	Last10		W	L	PCT	GB	Streak	Last10
										DSL Dodgers2	18	18	.500	7.0	W2	3-7
DSL Cubs2	24	11	.686	-	15-2	9-9	24-11	L1	7-3	DSL Angels	17	18	.486	7.5	L1	5-5
DSL Mariners1	24	11	.686	-	13-5	11-6	24-11	W2	8-2	DSL Giants	17	18	.486	7.5	L2	3-7
DSL Dodgers1	20	15	.571	4.0	11-6	9-9	20-15	W2	5-5	DSL Yankees1	17	18	.486	7.5	L2	5-5
DSL Twins	18	17	.514	6.0	8-10	10-7	18-17	L2	5-5	DSL Astros Orange	17	19	.472	8.0	L1	3-7
DSL Giants	17	18	.486	7.0	9-9	8-9	17-18	L2	3-7	DSL Rangers2	17	19	.472	8.0	L1	4-6
DSL Orioles2	14	21	.400	10.0	9-8	5-13	14-21	W1	5-5	DSL Brewers	16	19	.457	8.5	W2	7-3
DSL D-backs2	12	23	.343	12.0	6-11	6-12	12-23	L3	3-7	DSL Indians	16	19	.457	8.5	L2	2-8
DSL Rojos	11	24	.314	13.0	6-12	5-12	11-24	W2	4-6	DSL Cubs1	16	20	.444	9.0	L2	4-6
										DSL Rays1	16	20	.444	9.0	W1	7-3
										DSL Braves	15	20	.429	9.5	W1	5-5
										DSL Nationals	15	20	.429	9.5	L3	2-8
										DSL Phillies	15	21	.417	10.0	W2	6-4
										DSL Orioles2	14	21	.400	10.5	W1	5-5
										DSL Mets2	14	22	.389	11.0	W1	7-3
										DSL Pirates	14	22	.389	11.0	W3	5-5

Dominican Summer League
Northwest

	W	L	PCT	GB	Home	Away	Div	Streak	Last10		W	L	PCT	GB	Streak	Last10
DSL Red Sox1	27	9	.750	-	13-5	14-4	27-9	L1	6-4	DSL Rays2	14	22	.389	11.0	W1	4-6
DSL Astros Blue	25	11	.694	2.0	13-5	12-6	25-11	L2	5-5	DSL Orioles1	13	22	.371	11.5	W1	5-5
DSL Royals	24	12	.667	3.0	10-8	14-4	24-12	W6	8-2	DSL White Sox	13	22	.371	11.5	L7	2-8
DSL Dodgers2	18	18	.500	9.0	10-8	8-10	18-18	W2	3-7	DSL Yankees2	13	22	.371	11.5	W3	5-5
DSL Rays1	16	20	.444	11.0	8-10	8-10	16-20	W1	7-3	DSL Athletics	13	23	.361	12.0	L2	4-6
DSL Phillies	15	21	.417	12.0	7-11	8-10	15-21	W2	6-4	DSL Padres	13	23	.361	12.0	L2	3-7
DSL Athletics	13	23	.361	14.0	7-11	6-12	13-	L2	4-6	DSL D-backs2	12	23	.343	12.5	L3	3-7
										DSL Rojos	11	24	.314	13.5	W2	4-6
										DSL Marlins	6	30	.167	19.0	L8	1-9

DSL Marlins	6	30	.167	21.0	3-15	3-15	6-30	L8	1-9
-------------	---	----	------	------	------	------	------	----	-----

Dominican Summer League
Baseball City

	W	L	PCT	GB	Home	Away	Div	Streak	Last10
DSL D-backs	25	10	.714	-	14-4	11-6	25-10	W2	8-2
DSL Blue Jays	21	14	.600	4.0	12-6	9-8	21-14	L1	6-4
DSL Reds	21	15	.583	4.5	12-5	9-10	21-15	W2	7-3
DSL Orioles1	13	22	.371	12.0	7-10	6-12	13-22	W1	5-5
DSL White Sox	13	22	.371	12.0	7-10	6-12	13-22	L7	2-8
DSL Padres	13	23	.361	12.5	10-9	3-14	13-23	L2	3-7

Dominican Summer League
Northeast

	W	L	PCT	GB	Home	Away	Div	Streak	Last10
DSL Red Sox2	26	10	.722	-	13-5	13-5	26-10	L1	6-4
DSL Phillies2	20	16	.556	6.0	9-9	11-7	20-16	W1	6-4
DSL Astros Orange	17	19	.472	9.0	7-11	10-8	17-19	L1	3-7
DSL Rangers2	17	19	.472	9.0	7-11	10-8	17-19	L1	4-6
DSL Mets2	14	22	.389	12.0	7-11	7-11	14-22	W1	7-3
DSL Rays2	14	22	.389	12.0	9-9	5-13	14-22	W1	4-6

Dominican Summer League San
Pedro

	W	L	PCT	GB	Home	Away	Div	Streak	Last10
DSL Cardinals	24	11	.686	-	12-5	12-6	24-11	L2	5-5
DSL Rockies	22	13	.629	2.0	13-5	9-8	22-13	W1	5-5
DSL Tigers	18	17	.514	6.0	12-6	6-11	18-17	L1	7-3
DSL Angels	17	18	.486	7.0	10-7	7-11	17-18	L1	5-5
DSL Brewers	16	19	.457	8.0	8-9	8-10	16-19	W2	7-3
DSL Braves	15	20	.429	9.0	7-10	8-10	15-20	W1	5-5
DSL Nationals	15	20	.429	9.0	11-7	4-13	15-20	L3	2-8
DSL Yankees2	13	22	.371	11.0	9-9	4-13	13-22	W3	5-5

MINOR LEAGUE CLIPS

Power surge from Wings newcomer Palka

Sal Maiorana - Democrat & Chronicle – 7/17/16

The pitch from Norfolk right-hander David Hale was clocked at 89 mph, the ball left the bat of Daniel Palka at a computer-measured 110 mph, and it traveled an estimated 392 feet.

In this world where analytics seem to dominate everything in sports, that's a bit of information overload because all you really need to know is that the ball flew way, way over the right-field fence at Frontier Field. In the simplest of terms, Palka hit a majestic home run that gave the Red Wings the only run they would need on their way to a 4-0 victory Saturday night over the hapless Tides, who continue on as the worst team in the International League.

"Fastball up and in," Palka said following the Red Wings' fourth straight victory. "I like it up and he left it up and I got it."

Sure did, though manager Mike Quade said it wasn't quite as impressive as the homer the outfielder hit in his Triple-A and Red Wings debut July 7 at Lehigh Valley.

"The one he hit at Lehigh, the first one, it was out of there quick," Quade recalled with a shake of his head. "It's great to see a moon shot, but all you need is 380 feet and I'm happy with that, too."

Quade is no doubt pleased about the middle of his batting order which, for now, includes power hitters Palka, Byung Ho Park and Adam Brett Walker.

"Now you look at this thing with him and Park here, and Walker doing what he does, when those guys are coming up in an inning there's no hit and run going on," Quade said. "Just stand down there and hope someone goes deep. Home runs and extra base hits are such of a huge part of scoring."

The 6-foot-2, 220-pound Palka joined the Minnesota Twins organization in November in the trade with Arizona that sent Chris Herrmann to the Diamondbacks. The 2013 third-round draft pick began this season at Double-A Chattanooga, and he tore up the Southern League. When he was called up to the Red Wings, he was batting .270 and was leading the league in slugging percentage (.547), home runs (21) and RBI (65).

Proving he was ready for the next level, the lefty-swinging Palka slugged two home runs and also singled in five at-bats at Lehigh. He became the first player since Terry Tiffie in 2004 to homer in his first plate appearance in a Rochester uniform.

The 24-year-old Palka cooled off a bit after that and came into Saturday night's game hitting .261 for Rochester, and when he struck out in the first inning, he was actually hitless in nine at-bats in this series against the Tides. That came to a crashing end with his towering blast that seemed to climb as high up as it carried out.

"That's a big part of my game, the power numbers and RBIs," said Palka.

The home run broke a scoreless tie in the bottom of the fourth inning and kick-started a decisive four-run rally. Park was hit by a pitch, and after Walker whiffed for the second out, Hale became a piñata for the next three batters. Buck Britton singled, Wilfredo Tovar ripped a run-scoring double to left, and then Carlos Paulino's hot shot to third caromed off the glove of Michael Almanzar and bounced into foul territory down the line as Britton and Tovar raced home to make it 4-0.

Rochester starter Andrew Albers wasn't great, but he wasn't scored on, either, during his six innings of work. He improved to 8-3 as he gave up eight hits and two walks while striking out two. The only time Albers got into trouble was in the third, but he escaped the jam when he induced Francisco Pena to pop out to first with the bases loaded and two outs.

“That’s what he does,” Quade said. “You’re rarely going to see him throw six or seven innings or more of two-hit baseball. He does all the things that a veteran guy who has been doing this for years does.”

Relievers D.J. Boxendale and Ryan O’Rourke combined to pitch three perfect innings to close it out.

Lookouts bounce back from lopsided loss

David Paschall – Times Free Press – 7/16/16

The Chattanooga Lookouts rarely lose consecutive games these days, so why should coming off a humbling 20-2 defeat be any different?

Chattanooga bounced back from its worst loss ever at AT&T Field with an 8-7 triumph Saturday night over the visiting Mobile BayBears. Shannon Wilkerson's two-out double to left field in the seventh inning scored Mitch Garver and Niko Goodrum and proved to be the difference before an announced crowd of 2,845.

"Today is a new day," Lookouts second baseman Levi Michael said. "I will have to say that was the first time I've ever seen a 20 on a scoreboard, which is quite an impressive feat. Obviously we were on the wrong side of that.

"It was a tough game and one we're not proud of, but you move on."

The Lookouts have lost consecutive games to the same team only once since late May.

Mitch Garver hit his ninth home run of the season, a three-run blast to left, in the first inning. That followed Zack Granite's leadoff single to right-center and Ryan Walker getting hit by a pitch. The Lookouts led 5-1 after the second, when a Dalton Hicks single to center scored Michael and Walker.

Trevor Hildenberger allowed two one-out singles in the ninth before striking out Travis Denker and Kevin Cron to pick up his 15th save for the Lookouts, who improved to 50-43 overall and 14-9 in the Southern League's second half. Chattanooga can clinch its 10th consecutive series triumph with a win today or Monday night.

Friday's massacre came at the expense of Lookouts pitchers Omar Bencomo, Ryan Eades and Luke Westphal, who combined to allow all 20 runs. Eight of the nine BayBears starters finished with multiple hits, as Mobile pounded out eight doubles and four home runs, including a Cron grand slam.

AT&T Field was built in 2000 and has housed more than 1,150 Lookouts home games.

"It doesn't get any worse," Lookouts second-year manager Doug Mientkiewicz said. "Mobile has a typical, old-school Double-A team. They've got some older guys who know how to hit, and it was an eye-opener for our guys. That was bad.

"Everything we threw up there got hit hard."

Felix Jorge (0-1, 11.81 ERA) is scheduled to start today's 2:15 game on the mound for the Lookouts, with Taylor Clarke (3-5, 3.53) scheduled for the BayBears.

Miracle nip Tampa 2-1 in 13

News-Press – 7/17/16

TAMPA- Tanner Witt scored on an error in the top of the 13th inning to lead the Fort Myers Miracle to a 2-1 win over the Tampa Yankees on Saturday.

Witt scored after he led off the inning with a single and advanced to second on a sacrifice bunt.

Reliever Michael Theofanopoulos (1-1) picked up the win after he struck out five and walked two while allowing two hits over three scoreless innings. Jonny Drozd (0-1) went two innings, allowing one run and one hit while striking out one in the Florida State League game.

Joe Maloney doubled twice and singled in the win.

For the Yankees, Connor Spencer tripled and singled.