



Minnesota Twins Minor League Report Sunday, May 22, 2016




Team	Level	Record	Yesterday's Scores	Streak/Last 10
 Rochester Red Wings	Triple-A	24-19; 0.5 GB T-2nd in Int. League North	W, 12-2 at Durham	W1, 7-3
 Chattanooga Lookouts	Double-A	19-24; 6.5 GB T-4th in Southern League North	L, 5-2 at Jackson	L1, 5-5
 Fort Myers Miracle	High-A	24-19; 0.0 GB 1st in Fla. State League South	W, 9-8 vs. Tampa	W1, 5-5
 C. Rapids Kernels	Low-A	23-18; 0.0 GB T-1st in MW League Western	L, 10-4 vs. Quad Cities	L1, 6-4
 Elizabethton Twins	Rookie	N/A	No Game	N/A
 GCL Twins	Rookie	N/A	No Game	N/A
 DSL Twins	DSL	N/A	No Game	N/A

Table of Contents

-  Yesterday's Boxscores, Team Stats and Standings **Pg. 2**
-  Minor League Clips **Pg. 14**

Durham Bulls (18-26) 2, Rochester Red Wings (24-19) 12
May 21, 2016

	1	2	3	4	5	6	7	8	9	R	H	E
Rochester	1	2	0	4	4	0	0	1	0	12	13	1
Durham	1	0	0	0	0	0	1	0	0	2	5	1

Rochester	AB	R	H	RBI	BB	SO	LOB	AVG
Buxton, CF	5	2	2	0	1	1	2	.307
Beresford, 2B	5	1	1	1	0	2	5	.300
Kepler, RF	3	0	1	1	0	0	2	.267
a-Field, PH-RF	1	1	1	3	1	0	0	.197
Vargas, K, 1B	4	0	0	0	1	3	3	.252
Rosario, E, LF	5	0	1	0	0	1	3	.154
Britton, 3B	4	2	1	1	1	1	1	.228
Walker, DH	5	3	3	5	0	2	1	.240
Murphy, J, C	4	1	1	0	1	1	0	.195
Tovar, SS	4	2	2	0	1	0	1	.259
Berrios, P	0	0	0	0	0	0	0	.000
Wimmers, P	0	0	0	0	0	0	0	.000
Runzler, P	0	0	0	0	0	0	0	.000
Walden, P	0	0	0	0	0	0	0	.000
Totals	40	12	13	11	6	11	18	.244

Durham	AB	R	H	RBI	BB	SO	LOB	AVG
Decker, CF	3	1	0	0	2	2	2	.250
Robertson, SS	5	0	1	0	0	2	3	.275
Mahtook, RF	2	0	2	0	0	0	0	.333
Querecuto, 3B	3	0	1	1	0	2	1	.333
Franklin, 2B	3	0	0	0	1	1	3	.238
Varona, LF	4	0	0	0	0	1	5	.248
Shaffer, 3B-RF	3	0	0	1	1	3	1	.260
Roller, 1B	4	0	0	0	0	4	3	.223
Leonard, DH	3	0	0	0	1	2	0	.202
Maile, C	3	1	1	0	1	0	2	.192
Schultz, P	0	0	0	0	0	0	0	.000
Kolarek, P	0	0	0	0	0	0	0	.000
Boxberger, P	0	0	0	0	0	0	0	.000
Garton, P	0	0	0	0	0	0	0	.000
Sappington, P	0	0	0	0	0	0	0	.000
Totals	33	2	5	2	6	17	20	.230

a-Doubled for Kepler in the 5th.

BATTING

2B: Britton (7, Schultz); Field (2, Garton); Rosario, E (2, Sappington).
HR: Walker 3 (9, 2nd inning off Schultz, 1 on, 0 out; 4th inning off Schultz, 1 on, 0 out; 5th inning off Boxberger, 0 on, 1 out).
TB: Walker 12; Tovar 2; Kepler; Britton 2; Buxton 2; Beresford; Field 2; Murphy, J; Rosario, E 2.
RBI: Kepler (17); Walker 5 (18); Beresford (17); Field 3 (10); Britton (17).
2-out RBI: Field 3.
Runners left in scoring position, 2 out: Beresford; Rosario, E; Vargas, K; Walker.
Team RISP: 4-for-11.
Team LOB: 7.

BASERUNNING

SB: Buxton 2 (4, 2nd base off Schultz/Maile, 2nd base off Schultz/Maile).

FIELDING

E: Berrios (1, pickoff).

BATTING

TB: Querecuto; Robertson; Maile; Mahtook 2.
RBI: Shaffer (19); Querecuto (3).
2-out RBI: Shaffer; Querecuto.
Runners left in scoring position, 2 out: Roller 2; Robertson; Shaffer; Franklin; Maile.
Team RISP: 2-for-9.
Team LOB: 10.

BASERUNNING

SB: Decker (9, 2nd base off Berrios/Murphy, J).

FIELDING

E: Maile (1, throw).

Rochester	IP	H	R	ER	BB	SO	HR	ERA
Berrios (W, 3-0)	5.0	3	1	1	5	8	0	1.23
Wimmers	2.0	2	1	1	0	3	0	4.11
Runzler	1.0	0	0	0	1	3	0	3.93
Walden	1.0	0	0	0	0	3	0	1.38
Totals	9.0	5	2	2	6	17	0	3.51

Durham	IP	H	R	ER	BB	SO	HR	ERA
Schultz (L, 3-2)	3.1	6	7	6	4	5	2	3.40
Kolarek	0.2	0	0	0	1	0	0	3.38
Boxberger	0.2	2	2	2	0	2	1	27.00
Garton	2.1	4	2	2	0	2	0	2.38
Sappington	2.0	1	1	1	1	2	0	4.26
Totals	9.0	13	12	11	6	11	3	3.66

Game Scores: Berrios 60; Schultz 23.

WP: Runzler; Kolarek.

Pitches-strikes: Berrios 104-62; Wimmers 32-20; Runzler 18-13; Walden 15-10; Schultz 76-45; Kolarek 12-5; Boxberger 27-18; Garton 40-30; Sappington 22-15. **Groundouts-flyouts:** Berrios 2-2; Wimmers 2-0; Runzler 1-0; Walden 0-0; Schultz 2-2; Kolarek 2-0; Boxberger 0-0; Garton 3-2; Sappington 2-2. **Batters faced:** Berrios 23; Wimmers 8; Runzler 5; Walden 3; Schultz 20; Kolarek 3; Boxberger 4; Garton 11; Sappington 8.

Inherited runners-scored: Kolarek 2-1; Garton 1-1. **Umpires:** HP: Sean Barber. 1B: Jeremie Rehak. 2B: Joey Amaral. 3B: Shane Livensparger. **Weather:** 76 degrees, partly cloudy. **Wind:** 5 mph, Out to CF. **First pitch:** 6:35 PM. **T:** 3:19. **Att:** 8,395. **Venue:** Durham Bulls Athletic Park. **May 21, 2016**

May 21, 2016

Rochester Red Wings Batting

	AVG	G	AB	R	H	TB	2B	3B	HR	BI	SH	SF	HP	BB	IBB	SO	SB	CS	GIDP	SLG	OBP
Beresford, James	.300	41	150	27	45	57	8	2	0	17	0	1	0	22	0	26	0	1	3	.380	.387
Britton, Buck	.228	34	127	15	29	44	7	1	2	17	0	1	0	8	0	20	0	0	2	.346	.272
Buxton, Byron	.307	21	88	18	27	43	5	1	3	8	0	0	0	8	0	22	4	0	1	.489	.365
Field, Tommy	.197	22	61	8	12	20	2	0	2	10	0	0	2	7	0	16	1	0	0	.328	.300
Kepler, Max	.267	27	101	14	27	45	3	6	1	17	0	2	0	14	1	13	1	1	4	.446	.350
Murphy, John Ryan	.195	12	41	3	8	9	1	0	0	7	0	2	0	5	0	8	0	0	0	.220	.271
Paulino, Carlos	.200	12	35	5	7	9	2	0	0	3	0	0	0	5	0	6	0	0	1	.257	.300
Rosario, Eddie	.154	3	13	0	2	4	2	0	0	0	0	0	0	0	0	6	0	0	0	.308	.154
Tovar, Wilfredo	.259	39	143	17	37	41	4	0	0	11	1	1	2	10	0	21	12	2	5	.287	.314
Vargas, Kennys	.252	42	147	13	37	61	6	0	6	25	0	2	1	23	2	41	1	0	4	.415	.353
Walker II, Adam	.240	35	125	19	30	63	4	1	9	18	0	1	0	14	1	61	2	2	2	.504	.314
Wickens, Stephen	.208	19	53	8	11	21	1	0	3	5	1	0	0	7	0	15	3	1	2	.396	.300
Totals	.244	43	1400	176	342	521	56	15	31	160	5	14	5	156	4	326	32	10	30	.372	.319

Rochester Red Wings Pitching

	W	L	ERA	G	GS	CG	GF	SHO	SV	IP	H	R	ER	HR	HB	BB	IBB	SO	WP
Albers, Andrew	2	0	3.76	4	4	1	0	0	0	26.1	30	11	11	3	0	6	0	14	2
Berrios, Jose	3	0	1.23	4	4	0	0	0	0	22.0	11	4	3	0	2	13	0	28	0
Boshers, Buddy	1	0	1.42	15	0	0	6	0	2	19.0	14	3	3	0	0	5	0	21	2
Chargois, J.T.	0	0	0.00	4	0	0	2	0	1	5.2	2	0	0	0	0	2	0	13	3
Darnell, Logan	4	4	4.47	8	8	1	0	1	0	46.1	46	24	23	5	0	15	0	15	2
Martinez, David	1	3	5.18	9	6	0	2	0	0	41.2	49	25	24	7	1	7	0	29	2
Meyer, Alex	1	1	1.04	3	2	0	1	0	1	17.1	11	2	2	0	0	4	0	19	0
Milone, Tommy	1	0	2.13	2	2	0	0	0	0	12.2	13	5	3	3	0	0	0	9	0
O'Rourke, Ryan	1	0	1.59	7	0	0	4	0	1	5.2	6	1	1	0	0	1	0	4	0
Runzler, Dan	1	1	3.93	15	0	0	6	0	0	18.1	19	10	8	0	2	11	0	14	6
Walden, Marcus	1	1	1.38	11	0	0	6	0	3	13.0	12	2	2	0	0	5	0	7	2
Wheeler, Jason	2	1	1.65	5	5	1	0	0	0	32.2	24	6	6	3	0	7	0	31	1
Wimmers, Alex	1	0	4.11	9	0	0	1	0	1	15.1	10	7	7	1	1	7	1	14	1
Totals	24	19	3.51	43	43	4	39	4	12	374.2	362	164	146	26	7	119	2	288	29

International League
North

	W	L	PCT	GB	Home	Away	Div	Streak	Last10
Scranton/Wilkes-Barre RailRiders	25	19	.568	-	13-9	12-10	18-17	W1	8-2
Lehigh Valley IronPigs	23	18	.561	0.5	10-8	13-10	17-15	W4	8-2
Rochester Red Wings	24	19	.558	0.5	12-9	12-10	17-16	W1	7-3
Syracuse Chiefs	22	19	.537	1.5	17-8	5-11	18-16	L1	3-7
Buffalo Bisons	21	22	.488	3.5	9-11	12-11	15-18	L1	6-4
Pawtucket Red Sox	21	22	.488	3.5	9-12	12-10	17-20	W1	5-5

WILD CARD
STANDINGS

	W	L	PCT	GB	Streak	Last10
Lehigh Valley IronPigs	23	18	.561	-	W4	8-2
Rochester Red Wings	24	19	.558	-	W1	7-3
Syracuse Chiefs	22	19	.537	1.0	L1	3-7
Louisville Bats	22	20	.524	1.5	W1	3-7
Indianapolis Indians	21	20	.512	2.0	L1	5-5
Charlotte Knights	22	22	.500	2.5	L2	5-5
Gwinnett Braves	22	22	.500	2.5	W2	6-4
Buffalo Bisons	21	22	.488	3.0	L1	6-4
Pawtucket Red Sox	21	22	.488	3.0	W1	5-5
Toledo Mud Hens	17	23	.425	5.5	L3	3-7
Durham Bulls	18	26	.409	6.5	L1	3-7
Norfolk Tides	15	29	.341	9.5	W1	4-6

International League
South

	W	L	PCT	GB	Home	Away	Div	Streak	Last10
Charlotte Knights	22	22	.500	-	11-11	11-11	16-13	L2	5-5
Gwinnett Braves	22	22	.500	-	11-10	11-12	16-9	W2	6-4
Durham Bulls	18	26	.409	4.0	9-14	9-12	13-13	L1	3-7
Norfolk Tides	15	29	.341	7.0	8-14	7-15	7-17	W1	4-6

International League
West

	W	L	PCT	GB	Home	Away	Div	Streak	Last10
Columbus Clippers	25	17	.595	-	15-5	10-12	12-14	L1	4-6
Louisville Bats	22	20	.524	3.0	9-12	13-8	12-15	W1	3-7
Indianapolis Indians	21	20	.512	3.5	13-9	8-11	12-9	L1	5-5
Toledo Mud Hens	17	23	.425	7.0	8-12	9-11	11-9	L3	3-7

Jackson Generals (25-17) 5, Chattanooga Lookouts (19-24) 2
May 21, 2016

	1	2	3	4	5	6	7	8	9	R	H	E
Chattanooga	0	0	0	0	0	1	1	0	0	2	6	1
Jackson	0	0	0	0	0	5	0	x	5	14	1	

Chattanooga	AB	R	H	RBI	BB	SO	LOB	AVG
Granite, CF	5	0	0	0	0	0	3	.247
Wilkerson, RF	5	1	1	0	0	1	1	.233
Hicks, 1B	3	0	1	0	1	1	1	.257
Maloney, DH	4	0	1	0	0	1	3	.261
Harrison, LF	4	0	2	1	0	0	1	.285
Reginatto, SS	3	0	0	0	1	0	4	.270
Turner, C	3	0	0	0	1	2	4	.225
White, 3B	2	1	0	0	1	0	2	.148
Michael, 2B	4	0	1	0	0	2	2	.205
Hurlbut, P	0	0	0	0	0	0	0	.000
Westphal, P	0	0	0	0	0	0	0	.000
Melotakis, P	0	0	0	0	0	0	0	.000
Totals	33	2	6	1	4	7	21	.249

Jackson	AB	R	H	RBI	BB	SO	LOB	AVG
Miller, I, LF	5	1	0	0	0	1	1	.254
Gonzalez, B, SS	5	1	2	0	0	0	0	.276
Heredia, CF	4	1	4	1	1	0	0	.307
O'Neill, RF	4	0	1	0	1	1	5	.323
Landry, DH	4	0	0	0	0	0	6	.261
Peterson, D, 1B	4	0	2	1	0	1	2	.221
Lopes, 2B	3	0	2	1	0	1	2	.280
Littlewood, C	4	1	1	0	0	1	4	.255
Shank, 3B	4	1	2	1	0	0	1	.315
Pries, P	0	0	0	0	0	0	0	.000
Harper, P	0	0	0	0	0	0	0	.000
Diaz, E, P	0	0	0	0	0	0	0	.000
Horstman, P	0	0	0	0	0	0	0	.000
Pagan, P	0	0	0	0	0	0	0	.000
Totals	37	5	14	4	2	5	21	.270

BATTING

TB: Harrison 2; Wilkerson; Maloney; Michael; Hicks.
RBI: Harrison (14).
Runners left in scoring position, 2 out: White; Granite; Turner.
GIDP: White.
Team RISP: 1-for-10.
Team LOB: 9.

BASERUNNING

SB: Reginatto (3, 2nd base off Pries/Littlewood); Michael (1, 2nd base off Pries/Littlewood); White (5, 2nd base off Diaz, E/Littlewood).

FIELDING

E: White (8, missed catch).
DP: (Hicks-Reginatto).

Chattanooga	IP	H	R	ER	BB	SO	HR	ERA
Hurlbut (L, 2-3)	6.0	10	4	1	1	4	0	4.66
Westphal	1.0	3	1	1	0	1	0	4.00
Melotakis	1.0	1	0	0	1	0	0	3.00
Totals	8.0	14	5	1	2	5	0	4.17

Hurlbut pitched to 4 batters in the 7th.

BATTING

2B: Heredia (4, Hurlbut); Littlewood (4, Hurlbut); Shank (2, Hurlbut); Gonzalez, B (8, Melotakis).
TB: Peterson, D 2; Heredia 5; Gonzalez, B 3; Lopes 2; O'Neill; Shank 3; Littlewood 2.
RBI: Shank (16); Heredia (21); Peterson, D (21); Lopes (16).
2-out RBI: Peterson, D; Lopes.
Runners left in scoring position, 2 out: Landry; Shank; O'Neill 2; Lopes; Littlewood.
SAC: Lopes.
GIDP: Miller, I.
Team RISP: 5-for-17.
Team LOB: 11.

FIELDING

E: Peterson, D (6, throw).
PB: Littlewood (2).
DP: (Lopes-Peterson, D).

Jackson	IP	H	R	ER	BB	SO	HR	ERA
Pries	5.0	3	0	0	2	1	0	8.35
Harper	1.0	2	1	1	1	2	0	2.00
Diaz, E (W, 3-3)	1.0	0	1	0	0	2	0	2.57
Horstman (H, 2)	1.0	1	0	0	0	0	0	9.45
Pagan (S, 6)	1.0	0	0	0	1	2	0	0.45
Totals	9.0	6	2	1	4	7	0	3.66

Game Scores: Hurlbut 45; Pries 60.

HBP: White (by Diaz, E).

Pitches-strikes: Hurlbut 97-66; Westphal 19-11; Melotakis 14-7; Pries 78-48; Harper 31-17; Diaz, E 15-11; Horstman 22-16; Pagan 20-13.

Groundouts-flyouts: Hurlbut 10-2; Westphal 0-0; Melotakis 2-1; Pries 8-2; Harper 0-1; Diaz, E 2-0; Horstman 1-1; Pagan 0-1.

Batters faced: Hurlbut 29; Westphal 6; Melotakis 5; Pries 19; Harper 6; Diaz, E 5; Horstman 4; Pagan 4.

Inherited runners-scored: Westphal 2-2.

Umpires: HP: Brennan Miller. 1B: Jason Starkovich. 3B: Alex Mackay.

Weather: 75 degrees, partly cloudy.

Wind: 5 mph, L to R.

First pitch: 6:08 PM.

T: 2:55. **Att:** 5,606. **Venue:** The Ballpark at Jackson. **May 21, 2016**

Choose a highlighted category to sort. NOTE: Rate stats do not use qualifiers.

GI ---GAMES BY POSITION---

BATTERS		AVG	G	AB	R	H	2B	3B	HR	RBI	TB	BB	IBB	SO	SB	CS	OBP	SLG	OPS	SF	SAC	HBP	DP	1B	2B	3B	SS	OF	C	E
	Garver, Mitch	.266	30	109	14	29	8	0	2	17	43	14	0	30	0	0	.344	.394	.738	2	0	0	2	4	0	0	0	0	15	0
*	Granite, Zach	.247	36	150	20	37	4	1	0	11	43	9	0	16	17	3	.290	.287	.577	2	1	1	1	0	0	0	0	36	0	1
	Harrison, Travis	.285	37	137	17	39	7	0	2	14	52	13	0	36	4	6	.357	.380	.737	1	0	3	1	0	0	6	0	27	0	0
*	Hicks, D.J.	.257	39	152	21	39	7	0	4	20	58	16	0	40	2	0	.325	.382	.707	1	0	0	3	38	0	0	0	0	0	1
	Maloney, Joe	.261	31	115	10	30	11	1	1	15	46	11	0	42	1	1	.336	.400	.736	0	0	2	1	0	0	0	0	14	0	0
	Michael, Levi	.205	35	117	10	24	0	3	0	11	30	11	0	32	1	1	.290	.256	.546	0	5	3	0	0	34	0	0	0	0	2
*	Palka, Daniel	.267	39	146	16	39	9	0	6	25	66	20	0	51	3	0	.357	.452	.809	1	0	1	0	1	0	0	0	32	0	1
	Paulino, Carlos	.200	3	10	1	2	0	0	0	0	2	1	0	3	0	0	.333	.200	.533	0	0	1	0	0	0	0	0	0	2	1
	Reginato, Leonardo	.270	41	152	19	41	7	0	0	9	48	13	1	25	3	2	.347	.316	.663	0	1	5	2	0	2	9	30	0	0	4
	Rodriguez, Jairo	.143	2	7	0	1	0	0	0	0	1	0	0	2	0	0	.143	.143	.286	0	0	0	1	0	0	0	0	0	2	0
	Turner, Stuart	.225	28	89	10	20	4	0	2	10	30	12	0	27	2	1	.343	.337	.680	0	0	4	2	0	0	0	0	0	25	1
#	Vielma, Engelb	.283	14	46	9	13	0	1	0	5	15	0	0	8	0	2	.283	.326	.609	0	3	0	3	0	0	0	14	0	0	6
*	Walker, Ryan	.326	13	43	8	14	0	2	0	7	18	2	0	7	1	2	.362	.419	.780	1	0	1	1	0	9	4	0	1	0	0
	White, T.J.	.148	27	88	14	13	2	0	0	7	15	9	0	29	5	0	.260	.170	.430	2	0	5	2	0	0	26	0	0	0	8
	Wilkerson, Shannon	.233	23	86	12	20	3	0	1	9	26	6	0	11	1	2	.287	.302	.590	1	2	1	2	0	0	0	0	22	0	0
	Team Total	.249	43	1447	181	361	62	8	18	160	493	137	1	359	40	20	.324	.341	.664	11	12	27	21							26
PITCHERS		W	L	ERA	G	GS	CG	SHO	SV	SVO	IP	H	R	ER	HR	HB	BB	IBB	SO	BK	WP	GO/AO	DP	WHIP	AVG	AB	TBF	SF	GF	
	Baxendale, D.J.	3	5	3.11	9	9	1	0	0	0	55.0	50	20	19	3	1	11	0	47	0	1	0.91	6	1.11	.248	202	220	3	0	
	Bencomo, Omar	1	1	3.00	5	2	0	0	1	1	15.0	14	10	5	1	1	6	0	9	0	0	0.79	1	1.33	.250	56	64	0	2	
	Burdick, Nick	1	0	9.00	3	0	0	0	0	1	3.0	4	3	3	0	0	1	0	1	0	0	1.00	0	1.67	.308	13	14	0	2	
	Chargois, J.T.	0	0	1.54	11	0	0	0	7	7	11.2	8	3	2	1	0	5	0	14	0	0	1.10	0	1.11	.190	42	48	0	11	
	Eades, Ryan	2	2	4.93	8	8	0	0	0	0	42.0	44	24	23	1	1	18	0	27	0	1	0.65	4	1.48	.278	158	181	2	0	
*	Greenwood, Nick	2	0	3.60	3	3	0	0	0	0	20.0	21	8	8	2	0	1	0	10	0	0	1.58	1	1.10	.269	78	81	1	0	
	Hildenberger, Trevor	0	2	1.64	8	0	0	0	3	3	11.0	6	2	2	2	0	3	0	11	0	0	3.40	0	0.82	.162	37	42	0	6	
*	Hurlbut, David	2	3	4.66	9	9	0	0	0	0	48.1	63	33	25	4	1	10	0	36	0	2	1.77	5	1.51	.312	202	218	2	0	
1	Lee, Brett	0	0	8.59	6	0	0	0	0	0	7.1	12	9	7	0	0	3	0	7	1	1	1.14	1	2.05	.364	33	37	0	1	
*	Melotakis, Mason	1	1	3.00	12	0	0	0	0	0	12.0	15	4	4	1	0	4	0	9	0	0	1.44	1	1.58	.326	46	50	0	1	
	Peterson, Brandon	0	1	5.63	6	0	0	0	0	1	8.0	7	5	5	1	0	4	0	8	0	1	0.45	0	1.38	.241	29	35	1	3	
	Reed, Jake	3	2	5.91	15	0	0	0	1	1	21.1	26	17	14	2	2	10	0	19	0	0	1.56	2	1.69	.310	84	98	1	7	
	Slegers, Aaron	2	4	4.37	8	8	0	0	0	0	45.1	50	22	22	4	5	15	0	26	0	1	1.38	12	1.43	.299	167	191	3	0	
*	Strong, Mike	0	1	11.88	8	0	0	0	0	1	8.1	12	11	11	1	1	7	0	4	0	0	0.90	2	2.28	.343	35	43	0	1	
	Walden, Marcus	0	0	1.74	6	0	0	0	1	1	10.1	3	2	2	0	1	3	0	7	0	0	0.92	0	0.58	.091	33	37	0	2	
*	Westphal, Luke	0	0	4.00	6	0	0	0	0	0	9.0	11	4	4	0	1	2	0	12	0	1	1.00	1	1.44	.297	37	40	0	2	
*	Wheeler, Jason	1	1	1.88	4	4	0	0	0	0	24.0	20	9	5	0	1	3	0	22	0	2	0.75	1	0.96	.220	91	95	0	0	
*	Williams, Corey	1	0	4.66	11	0	0	0	0	0	19.1	13	10	10	5	1	15	0	16	0	1	1.11	2	1.45	.191	68	85	1	3	
	Wimmers, Alex	0	1	6.43	6	0	0	0	0	0	7.0	10	5	5	0	0	1	0	6	0	0	0.86	0	1.57	.345	29	30	0	1	
	Team Total	19	24	4.17	43	43	1	3	13	16	378.0	389	201	175	28	16	122	0	291	1	11	1.48	39	1.35	.270	1440	1609	14	42	

FIRST HALF STANDINGS

Southern League North

	W	L	PCT	GB	Home	Away	Div	Streak	Last10
Jackson Generals	25	17	.595	-	15-6	10-11	14-8	W1	6-4
Montgomery Biscuits	23	18	.561	1.5	14-6	9-12	15-12	W1	5-5
Tennessee Smokies	20	22	.476	5.0	10-12	10-10	7-13	W2	5-5
Birmingham Barons	19	24	.442	6.5	10-8	9-16	15-18	L1	5-5
Chattanooga Lookouts	19	24	.442	6.5	13-12	6-12	9-9	L1	5-5

Southern League South

	W	L	PCT	GB	Home	Away	Div	Streak	Last10
Biloxi Shuckers	24	17	.585	-	16-6	8-11	15-9	L2	5-5
Pensacola Blue Wahoos	25	18	.581	-	14-6	11-12	17-11	L1	5-5
Jacksonville Suns	19	23	.452	5.5	13-9	6-14	8-15	W1	5-5
Mobile BayBears	19	23	.452	5.5	8-13	11-10	9-8	L1	6-4
Mississippi Braves	18	25	.419	7.0	8-12	10-13	11-17	W1	4-6

Fort Myers Miracle (24-19) 9, Tampa Yankees (26-17) 8
May 21, 2016

	1	2	3	4	5	6	7	8	9	R	H	E
Tampa	1	0	2	0	0	1	3	0	1	8	11	1
Fort Myers	0	3	0	0	1	0	0	1	4	9	17	2

One out when winning run scored.

Tampa	AB	R	H	RBI	BB	SO	LOB	AVG
Mateo, J, SS	5	1	1	1	0	1	3	.316
Avelino, 2B	5	3	3	0	0	0	1	.263
Fleming, DH	5	1	2	2	0	2	2	.329
Thompson, 1B	4	0	3	2	1	0	1	.212
Zehner, LF	4	0	0	1	1	2	4	.299
O'Neill, CF	5	0	0	0	0	3	4	.293
Skole, RF	3	0	0	0	1	1	1	.223
Diaz, F, C	4	1	2	0	0	0	1	.200
Conde, 3B	2	2	0	0	1	0	1	.184
Carter, P	0	0	0	0	0	0	0	.000
Maher, P	0	0	0	0	0	0	0	.000
Frare, P	0	0	0	0	0	0	0	.000
Foley, P	0	0	0	0	0	0	0	.000
Hissong, P	0	0	0	0	0	0	0	.000
Totals	37	8	11	6	4	9	18	.267

Fort Myers	AB	R	H	RBI	BB	SO	LOB	AVG
Wade, 2B	5	0	2	1	1	1	4	.199
Gordon, 3B	5	0	0	0	0	3	5	.309
Escobar, E, SS	5	1	3	0	0	1	3	.500
Vavra, Tr, 1B	4	1	0	0	1	1	4	.235
Paul, LF	5	1	3	1	0	2	2	.226
Murphy, M, CF	5	2	2	0	0	0	4	.310
Real, DH	4	2	2	3	1	0	0	.238
2-Christensen, PR-DH	0	1	0	0	0	0	0	.231
Corcino, RF	4	1	2	2	1	0	0	.252
Navarreto, C	4	0	2	1	0	1	1	.190
1-Diemer, PR	0	0	0	0	0	0	0	.197
Garcia, C	1	0	1	1	0	0	0	.237
Gonsalves, P	0	0	0	0	0	0	0	.000
Landa, P	0	0	0	0	0	0	0	.000
Peterson, Bra, P	0	0	0	0	0	0	0	.000
Totals	42	9	17	9	4	9	23	.237

1-Ran for Navarreto in the 8th. 2-Ran for Real in the 9th.

BATTING

2B: Fleming 2 (13, Gonsalves, Peterson, Bra).
3B: Avelino (1, Gonsalves); Mateo, J (8, Gonsalves).
TB: Avelino 5; Mateo, J 3; Fleming 4; Diaz, F 2; Thompson 3.
RBI: Fleming 2 (27); Mateo, J (27); Zehner (6); Thompson 2 (4).
2-out RBI: Thompson 2.
Runners left in scoring position, 2 out: O'Neill 2.
SAC: Conde.
Team RISP: 3-for-12.
Team LOB: 7.

FIELDING

E: Thompson (2, missed catch).
DP: (Mateo, J).

BATTING

2B: Navarreto (2, Carter); Escobar, E (1, Frare); Real (4, Foley).
3B: Paul (2, Maher).
HR: Real (5, 2nd inning off Carter, 2 on, 0 out).
TB: Escobar, E 4; Murphy, M 2; Wade 2; Paul 5; Garcia; Navarreto 3; Real 6; Corcino 2.
RBI: Real 3 (18); Paul (17); Navarreto (4); Corcino 2 (17); Garcia (7); Wade (16).
2-out RBI: Paul.
Runners left in scoring position, 2 out: Vavra, Tr; Murphy, M 3; Gordon; Escobar, E.
Team RISP: 5-for-17.
Team LOB: 12.

BASERUNNING

SB: Corcino (4, 2nd base off Maher/Diaz, F).

FIELDING

E: Landa (2, throw); Gordon (12, throw).
DP: (Wade-Vavra, Tr).

Tampa	IP	H	R	ER	BB	SO	HR	ERA
Carter	4.1	8	4	4	0	2	1	7.27
Maher	1.1	2	0	0	0	2	0	4.50
Frare	1.1	1	0	0	1	1	0	0.00
Foley (H, 1)	1.1	3	4	4	3	4	0	4.50
Hissong (BS, 1)(L, 1-1)	0.0	3	1	1	0	0	0	4.05
Totals	8.1	17	9	9	4	9	1	3.21

Fort Myers	IP	H	R	ER	BB	SO	HR	ERA
Gonsalves	5.0	4	4	4	3	5	0	1.89
Landa (BS, 2)	1.2	4	3	0	1	2	0	3.20
Peterson, Bra (W, 3-0)	2.1	3	1	1	0	2	0	2.70
Totals	9.0	11	8	5	4	9	0	2.76

Game Scores: Carter 33; Gonsalves 45.

WP: Carter; Foley; Gonsalves. **Pitches-strikes:** Carter 72-50; Maher 21-13; Frare 26-16; Foley 45-29; Hissong 19-13; Gonsalves 94-63; Landa 45-28; Peterson, Bra 33-24. **Groundouts-flyouts:** Carter 7-1; Maher 2-0; Frare 2-1; Foley 0-0; Hissong 0-0; Gonsalves 3-1; Landa 3-1; Peterson, Bra 2-3.

Batters faced: Carter 21; Maher 6; Frare 6; Foley 10; Hissong 3; Gonsalves 21; Landa 11; Peterson, Bra 10.

Inherited runners-scored: Maher 1-1; Frare 1-0; Hissong 3-3; Landa 1-1; Peterson, Bra 2-0. **Umpires:** HP: Jordan Johnson. 1B: Dave Attridge.

Weather: 88 degrees, partly cloudy. **Wind:** 10 mph, L to R. **First pitch:** 6:08 PM. **T:** 3:30. **Att:** 4,391. **Venue:** CenturyLink Sports Complex. **May 21, 2016**

May 21, 2016
Fort Myers Miracle Batting

	AVG	G	AB	R	H	TB	2B	3B	HR	BI	SH	SF	HP	BB	IBB	SO	SB	CS	GIDP	SLG	OBP
Christensen, Chad	.231	31	78	12	18	27	1	1	2	7	4	0	2	6	0	22	5	3	2	.346	.302
Corcino, Edgar	.252	35	123	15	31	48	5	3	2	17	0	0	0	15	0	28	4	1	0	.390	.333
Diemer, Austin	.197	25	71	9	14	19	2	0	1	4	1	1	3	1	0	24	3	2	2	.268	.237
English, Tanner	.214	11	42	9	9	14	2	0	1	1	0	0	1	6	0	18	5	0	0	.333	.327
Escobar, Eduardo	.500	2	8	1	4	7	1	1	0	0	0	0	0	0	0	1	0	0	0	.875	.500
Garcia, Kevin	.237	14	38	4	9	11	2	0	0	7	0	0	3	2	0	9	0	0	1	.289	.326
Gordon, Nick	.309	33	136	19	42	60	8	2	2	15	0	0	2	6	0	28	6	5	4	.441	.347
Mejia, Aderling	.000	0	0	0	0	0	0	0	0	0	0	0	0	0	0	0	0	0	0	.000	.000
Murphy, Max	.310	20	71	11	22	35	1	0	4	6	0	0	2	4	0	17	2	1	1	.493	.364
Navarro, Brian	.190	20	63	6	12	14	2	0	0	4	0	1	2	3	0	18	0	0	0	.222	.246
Paul, Chris	.226	34	133	14	30	44	10	2	0	17	0	2	2	10	1	36	0	0	2	.331	.286
Real, Alex	.238	33	122	7	29	48	4	0	5	18	0	1	1	5	0	26	0	0	5	.393	.271
Vavra, Trey	.235	41	153	14	36	57	6	0	5	17	0	0	5	12	1	30	4	1	3	.373	.312
Wade, Logan	.199	38	141	12	28	40	3	3	1	16	1	2	1	6	0	31	3	3	1	.284	.233
Witt, Tanner	.220	12	41	7	9	12	1	1	0	2	1	1	0	5	0	11	1	0	0	.293	.298
Totals	.237	43	1468	162	348	501	51	15	24	147	7	10	26	99	2	346	36	17	25	.341	.295

Fort Myers Miracle Pitching

	W	L	ERA	G	GS	CG	GF	SHO	SV	IP	H	R	ER	HR	HB	BB	IBB	SO	WP
Bard, Luke	0	1	3.54	15	0	0	6	0	2	20.1	18	10	8	0	1	8	0	20	1
Curtiss, John	0	0	3.97	7	0	0	1	0	0	11.1	7	5	5	0	0	4	0	10	1
Fernandez, Raul	1	0	2.25	13	0	0	7	0	0	20.0	17	6	5	3	0	6	0	15	2
Gibson, Kyle	0	0	-	0	0	0	0	0	0	0.0	0	0	0	0	0	0	0	0	0
Gilbert, Brian	0	0	5.30	14	0	0	5	0	0	18.2	19	13	11	2	3	13	0	10	3
Gonsalves, Stephen	5	1	1.89	8	8	0	0	0	0	47.2	26	10	10	2	0	17	0	43	3
Jay, Tyler	3	3	2.79	7	7	0	0	0	0	38.2	33	13	12	2	1	12	0	36	3
Jorge, Felix	2	3	2.00	7	7	0	0	0	0	45.0	36	12	10	2	2	7	0	38	3
Landa, Yorman	2	1	3.20	14	0	0	6	0	2	19.2	22	10	7	0	1	9	1	20	0
Muren, Alex	0	0	-	0	0	0	0	0	0	0.0	0	0	0	0	0	0	0	0	0
Peterson, Brandon	3	0	2.70	9	0	0	4	0	2	13.1	12	5	4	0	0	3	0	13	2
Rosario, Randy	2	4	3.53	7	7	0	0	0	0	35.2	40	22	14	2	0	12	0	23	2
Steele, Keaton	1	4	4.31	7	7	0	0	0	0	39.2	44	21	19	1	1	15	0	24	0
Stewart, Kohl	3	1	1.77	7	7	0	0	0	0	40.2	27	10	8	1	2	13	0	37	2
Van Steensel, Todd	0	0	2.61	14	0	0	7	0	3	20.2	14	7	6	0	0	10	0	18	0
Totals	24	19	2.76	43	43	0	43	6	12	388.0	329	146	119	15	12	133	1	325	23

FIRST HALF STANDINGS

Florida State League North											Florida State League South									
	W	L	PCT	GB	Home	Away	Div	Streak	Last10		W	L	PCT	GB	Home	Away	Div	Streak	Last10	
Clearwater Threshers	26	16	.619	-	12-9	14-7	19-10	L2	5-5	Fort Myers Miracle	24	19	.558	-	10-9	14-10	16-13	W1	5-5	
Tampa Yankees	26	17	.605	0.5	15-11	11-6	18-11	L1	6-4	Bradenton Marauders	21	20	.512	2.0	9-9	12-11	15-13	L1	6-4	
Lakeland Flying Tigers	23	19	.548	3.0	8-11	15-8	17-12	W1	6-4	St. Lucie Mets	21	20	.512	2.0	12-13	9-7	15-13	L3	4-6	
Daytona Tortugas	19	24	.442	7.5	9-11	10-13	12-17	W2	5-5	Jupiter Hammerheads	22	21	.512	2.0	9-10	13-11	16-13	W2	6-4	
Dunedin Blue Jays	18	25	.419	8.5	10-14	8-11	10-19	W1	4-6	Charlotte Stone Crabs	22	22	.500	2.5	11-13	11-9	15-15	L1	3-7	
Brevard County Manatees	14	28	.333	12.0	4-12	10-16	11-18	L2	5-5	Palm Beach Cardinals	19	24	.442	5.0	8-16	11-8	10-20	W4	5-5	

Cedar Rapids KERNELS (23-18) 4, Quad Cities River Bandits (18-23) 10
May 21, 2016

	1	2	3	4	5	6	7	8	9	R	H	E
Quad Cities	0	0	0	0	0	6	0	3	1	10	14	2
Cedar Rapids	0	0	0	1	1	1	0	1	0	4	11	1

Quad Cities	AB	R	H	RBI	BB	SO	LOB	AVG
Mizell, 2B	5	1	2	0	1	1	3	.258
Straw, RF	3	0	2	2	1	1	3	.286
Tucker, CF	3	1	0	1	0	0	4	.313
Goedert, 3B	5	1	0	0	0	2	3	.214
Porter, LF	5	1	1	3	0	3	1	.132
McCall, 1B	5	2	2	0	0	1	1	.271
Ballard, DH	3	1	1	0	2	1	1	.167
Correa, C	4	1	2	0	1	2	1	.238
Michelena, SS	4	2	4	3	0	0	0	.571
Hernandez, P	0	0	0	0	0	0	0	.000
Winkelman, P	0	0	0	0	0	0	0	.000
Person, P	0	0	0	0	0	0	0	.000
Totals	37	10	14	9	5	11	17	.231

Cedar Rapids	AB	R	H	RBI	BB	SO	LOB	AVG
Perez, DH	5	0	1	2	0	0	5	.258
Kihle, LF	5	0	1	0	0	1	7	.304
Wade, CF	3	1	2	1	2	0	0	.336
Wiel, 1B	5	0	1	0	0	1	6	.257
Olson, C	5	0	1	1	0	1	4	.313
Arraez, 2B	4	1	1	0	1	0	1	.324
Hartong, RF	3	1	0	0	1	1	2	.143
Palacios, SS	4	0	0	0	0	1	5	.174
Miller, 3B	4	1	4	0	0	0	0	.225
Rodriguez, D, P	0	0	0	0	0	0	0	.000
Ramirez, W, P	0	0	0	0	0	0	0	.000
Irby, P	0	0	0	0	0	0	0	.000
Gibbons, P	0	0	0	0	0	0	0	.000
Totals	38	4	11	4	4	5	30	.249

BATTING

2B: Ballard (1, Rodriguez, D); Michelena (1, Rodriguez, D); McCall 2 (8, Rodriguez, D, Gibbons).
HR: Porter (1, 6th inning off Rodriguez, D, 2 on, 1 out).
TB: Porter 4; McCall 4; Michelena 5; Straw 2; Correa 2; Ballard 2; Mizell 2.
RBI: Straw 2 (2); Porter 3 (9); Michelena 3 (3); Tucker (23).
2-out RBI: Michelena.
Runners left in scoring position, 2 out: Correa; Straw 2; McCall; Goedert; Mizell.
SF: Michelena; Straw; Tucker.
GIDP: Tucker.
Team RISP: 7-for-18.
Team LOB: 9.

BASERUNNING

SB: Tucker (19, 2nd base off Ramirez, W/Olson); Mizell (5, 2nd base off Irby/Olson).
CS: Straw (1, 3rd base by Rodriguez, D/Olson).
PO: Straw (2nd base by Rodriguez, D).

FIELDING

E: Mizell (4, fielding); McCall (6, fielding).
DP: 2 (Michelena-Mizell-McCall; Goedert-Mizell-McCall).

BATTING

2B: Miller (4, Hernandez).
TB: Kihle; Miller 5; Arraez; Perez; Wiel; Olson; Wade 2.
RBI: Olson (3); Wade (22); Perez 2 (6).
Runners left in scoring position, 2 out: Kihle 4; Palacios; Olson 2.
GIDP: Wiel; Olson.
Team RISP: 4-for-18.
Team LOB: 11.

FIELDING

E: Hartong (1, fielding).
DP: (Palacios-Arraez-Wiel).
Pickoffs: Rodriguez, D (Straw at 2nd base).

Quad Cities	IP	H	R	ER	BB	SO	HR	ERA
Hernandez	4.1	8	2	2	1	1	0	4.88
Winkelman (W, 5-1)	4.0	3	2	1	3	4	0	3.72
Person	0.2	0	0	0	0	0	0	2.25
Totals	9.0	11	4	3	4	5	0	3.90

Cedar Rapids	IP	H	R	ER	BB	SO	HR	ERA
Rodriguez, D (L, 1-5)	5.1	8	6	4	2	6	1	5.89
Ramirez, W	1.2	0	0	0	2	1	0	0.00
Irby	1.0	3	3	3	1	1	0	2.79
Gibbons	1.0	3	1	1	0	3	0	6.53
Totals	9.0	14	10	8	5	11	1	2.98

Game Scores: Hernandez 39; Rodriguez, D 36.

WP: Rodriguez, D.

Balk: Hernandez.

HBP: Tucker (by Ramirez, W).

Pitches-strikes: Hernandez 78-57; Winkelman 81-43; Person 2-2; Rodriguez, D 93-62; Ramirez, W 36-20; Irby 20-11; Gibbons 17-13.

Groundouts-flyouts: Hernandez 4-7; Winkelman 9-0; Person 1-1; Rodriguez, D 4-5; Ramirez, W 0-3; Irby 0-2; Gibbons 0-0.

Batters faced: Hernandez 21; Winkelman 19; Person 2; Rodriguez, D 25; Ramirez, W 8; Irby 7; Gibbons 6.

Inherited runners-scored: Winkelman 2-0; Person 1-0; Ramirez, W 2-1. **Umpires:** HP: Sean Markle. 1B: Luis Hernandez. **Weather:** 79 degrees, partly cloudy. **Wind:** 5 mph, Varies. **First pitch:** 6:37 PM. **T:** 3:14. **Att:** 3,604. **Venue:** Perfect Game Field. **May 21, 2016**

May 21, 2016

Cedar Rapids Kernels Batting

	AVG	G	AB	R	H	TB	2B	3B	HR	BI	SH	SF	HP	BB	IBB	SO	SB	CS	GIDP	SLG	OBP
Arraez, Luis	.324	29	111	24	36	49	7	0	2	13	1	1	0	13	0	14	0	0	3	.441	.392
Fernandez, J.J.	.214	35	131	15	28	42	8	0	2	10	0	1	3	12	0	33	1	0	0	.321	.293
Hartong, Brad	.143	2	7	1	1	1	0	0	0	1	0	0	1	1	0	3	0	0	0	.143	.333
Kihle, Daniel	.304	12	46	13	14	22	2	0	2	10	0	1	2	4	0	10	1	0	3	.478	.377
Miller, Sean	.225	25	102	13	23	32	4	1	1	13	0	3	1	2	0	20	3	0	1	.314	.241
Molina, Nelson	.283	15	46	5	13	13	0	0	0	10	1	1	2	6	0	7	1	0	0	.283	.382
Murray, A.J.	.285	35	130	21	37	64	10	1	5	23	0	2	5	18	0	35	0	0	2	.492	.387
Olson, Brian	.313	5	16	5	5	7	2	0	0	3	0	0	0	3	0	7	0	0	1	.438	.421
Palacios, Jermaine	.174	34	121	10	21	23	2	0	0	10	1	1	0	11	0	19	3	1	7	.190	.241
Perez, Alex	.258	9	31	3	8	8	0	0	0	6	1	1	0	8	0	5	0	0	1	.258	.400
Wade, LaMonte	.336	35	131	21	44	62	6	3	2	22	0	5	2	24	0	19	4	2	5	.473	.432
Wiel, Zander	.257	38	148	20	38	51	5	4	0	15	2	2	0	18	0	39	4	1	2	.345	.333
Totals	.249	41	1386	191	345	479	58	17	14	167	6	19	22	166	0	321	20	13	34	.346	.335

Cedar Rapids Kernels Pitching

	W	L	ERA	G	GS	CG	GF	SHO	SV	IP	H	R	ER	HR	HB	BB	IBB	SO	WP
Anderson, Nick	3	0	1.00	11	0	0	10	0	3	18.0	6	3	2	0	0	3	0	26	0
Cederoth, Michael	0	0	0.00	4	0	0	3	0	0	5.1	1	0	0	0	0	3	0	8	2
Clay, Sam	3	1	1.10	7	7	0	0	0	0	41.0	30	7	5	0	3	18	0	46	5
Gibbons, Sam	1	3	6.53	8	5	0	1	0	0	30.1	39	26	22	1	3	22	0	27	4
Irby, C.K.	1	1	2.79	12	0	0	3	0	1	19.1	16	7	6	1	0	7	0	23	3
LeBlanc, Randy	5	2	0.78	7	7	1	0	1	0	46.0	30	5	4	0	6	10	0	28	2
McIver, Anthony	0	0	5.40	3	0	0	1	0	0	5.0	7	3	3	1	0	2	0	6	0
Nordgren, Miles	1	1	3.33	7	3	0	3	0	0	24.1	25	11	9	0	1	8	0	24	5
Ramirez, Williams	0	0	0.00	2	0	0	1	0	0	3.2	0	0	0	0	1	2	0	4	0
Rodriguez, Dereck	1	5	5.89	7	7	0	0	0	0	36.2	40	30	24	4	3	17	0	35	9
Romero, Fernando	1	0	0.00	1	1	0	0	0	0	5.0	0	0	0	0	0	0	0	4	0
Stashak, Cody	2	3	2.41	6	5	0	1	0	1	33.2	25	9	9	1	1	6	0	24	3
Theofanopoulos, Michael	1	0	1.77	12	0	0	4	0	1	20.1	11	5	4	0	0	12	0	30	4
Totals	23	18	2.98	41	41	1	40	7	8	365.1	297	146	121	8	24	156	0	370	52

FIRST HALF STANDINGS

Midwest League Eastern										Midwest League Western									
	W	L	PCT	GB	Home	Away	Div	Streak	Last10		W	L	PCT	GB	Home	Away	Div	Streak	Last10
South Bend Cubs	24	16	.600	-	13-5	11-11	18-11	W2	6-4	Cedar Rapids Kernels	23	18	.561	-	12-7	11-11	17-13	L1	6-4
Lake County Captains	24	18	.571	1.0	13-7	11-11	17-13	L3	4-6	Clinton LumberKings	23	18	.561	-	11-10	12-8	16-13	W1	4-6
West Michigan Whitecaps	21	18	.538	2.5	12-11	9-7	16-13	L1	6-4	Kane County Cougars	21	20	.512	2.0	9-11	12-9	15-14	L1	4-6
Bowling Green Hot Rods	22	20	.524	3.0	13-6	9-14	14-16	L3	4-6	Peoria Chiefs	21	20	.512	2.0	11-9	10-11	16-13	L1	6-4
Fort Wayne TinCaps	22	20	.524	3.0	13-7	9-13	14-16	W1	4-6	Beloit Snappers	20	21	.488	3.0	11-8	9-13	16-14	W1	6-4
Lansing Lugnuts	20	20	.500	4.0	11-9	9-11	12-16	L1	4-6	Wisconsin Timber Rattlers	20	22	.476	3.5	14-13	6-9	13-17	W1	5-5
Great Lakes Loons	19	21	.475	5.0	14-9	5-12	15-13	W1	6-4	Quad Cities River Bandits	18	23	.439	5.0	7-10	11-13	13-17	W1	5-5
Dayton Dragons	13	29	.310	12.0	8-13	5-16	11-19	W3	6-4	Burlington Bees	17	24	.415	6.0	10-11	7-13	12-17	L1	4-6

MINOR LEAGUE CLIPS

Walker records long ball hat trick

Robert Emrich – MiLB.com – 5/22/16

Adam Walker has found his groove. And that groove is sending the ball out of the park.

The Twins' 10th-ranked prospect launched homers in his first three at-bats Saturday night to power Triple-A Rochester to a 12-2 romp at Durham.

With the game tied, 1-1, one in the second inning, Walker slugged a two-run shot over the left-center field wall at Durham Bulls Athletic Park. Two innings later, he struck again for another two-run blast to the same spot.

The 24-year-old capped his career night with an absolute blast to left in the fifth.

"At that point, I had a couple of strikes on me," Walker said of his third homer. "So I was trying to battle up and just compete. I got a fastball up in the zone a little bit and I was able to get to it. That third one, I really was just able to get a decent pitch and didn't miss it."

Walker became the first Rochester player to homer three times in one game since Leo Gomez on April 9, 1990.

"I'm feeling pretty good. That was definitely fun," he said. "The last two at-bats didn't go the way I wanted, but it was definitely fun. We went out there and swung it well, it was a fun game."

Walker was only two days removed from his first two-homer game of the season, having launched a pair of solo shots in Thursday's 6-3 win.

"Definitely feeling pretty good," the Wisconsin native said. "I've been a little up and down this season, but I think it's starting to come around: feeling comfortable in the box and just not missing my pitches. Feeling locked in a little bit. Just want to keep it going and build a little consistency."

Walker's historic night came in support of Twins top prospect Jose Berrios (3-0). Making his first start since returning from the big leagues, he allowed a run on five hits and five walks while striking out eight over five innings for the win.

"Little bit of a rough first inning, got behind on some hitters. After that, he did a good job of attacking and going after hitters and trying to force them to put the ball in play and make them swing," Walker said of MLB.com's No. 16 overall prospect. "He really bounced back after that first inning and did great after that."

Tommy Field drove in three runs, while Byron Buxton was 2-for-5 and scored twice out of the leadoff spot for the Red Wings.

Rays No. 11 prospect Richie Shaffer drove in the Bulls' lone run.

Walker first Red Wing to hit 3 HRs since 1990

Democrat & Chronicle – 5/22/16

Adam Brett Walker accomplished something that no Rochester Red Wings player has done since he's been born.

Walker became the first Red Wing to hit three home runs in a game in 26 years and Jose Berrios was impressive in his first start since being optioned down as Rochester defeated the Durham Bulls 12-2 on the road Saturday.

The 12 runs are Rochester's highest scoring output this season.

Walker homered in the second, fourth and fifth innings and is now tied for the IL lead. The last Rochester player with three home runs in a game was Leo Gomez in 1990.

In his first start for the Wings (23-19) since April 21, Berrios allowed one earned run and had eight strikeouts in five innings to earn the win.

The game was tied at 1 after the first inning. Walker hit two-run home runs in the second and fourth innings. Rochester scored two more in the fourth to go up 7-1. The Red Wings added four runs in the fifth. Walker hit a solo homer and pinch hitter Tommy Field drove in three runs with a bases-loaded double.

The Red Wings play the finale of the team's seven-game road trip Sunday against the Bulls. The team returns home at 7:05 p.m. on Tuesday against the Indianapolis Indians.

Generals get going late, top Lookouts

Times Free Press – 5/21/16

GENERALS 5, LOOKOUTS 2

Saturday's recap: Chattanooga starter David Hurlbut pitched six scoreless innings but quickly ran into trouble in the seventh, when Jackson's Marcus Littlewood and Zach Shank opened with doubles to left field. Shank came home to tie the game on a Lookouts throwing error, and Hurlbut was replaced by Luke Westphal, who allowed RBI singles to Guillermo Heredia, D.J. Peterson and Tim Lopes. The Lookouts (19-24) broke a scoreless tie in the sixth inning on a Travis Harrison single to right that scored Shannon Wilkerson and made it 2-0 in the seventh when T.J. White was hit by a pitch, stole second and scored on a Generals throwing error.

Next up: Game four of a five-game series in Jackson is today at 3:05 EDT.

Pitchers: Aaron Slegers (2-4, 4.37) is scheduled to start for the Lookouts, with Sam Gaviglio (2-2, 4.71) scheduled for the Generals.

Elbow surgery 'epidemic' spreads to youth baseball

David Dorsey – News Press – 5/21/16

The teen-aged arms of Carter Pusateri and Carson Smith already are branded with scars like so many Major League Baseball pitchers.

Pusateri, a senior at Lehigh Senior High, had the ulnar collateral ligament replaced in his right arm at age 16. The ligament serves as the stabilizer of the arm, connecting the upper and lower arms at the elbow.

Smith, a sophomore outfielder and pitcher at Bishop Verot High School, had his right elbow opened by a surgeon's scalpel at age 15.

Over the past year, three other Lee County pitchers also have had "Tommy John" surgery, named for the first big-league pitcher to have the procedure in 1974.

"The surgery has become, for the lack of a better word, an epidemic," said Tom LaPorta, a Fort Myers doctor who apprenticed last year under Dr. James Andrews, a renown orthopedic surgeon in Pensacola who specializes in repairing damaged ligaments.

As of last year, about 25 percent of Major League pitchers have had Tommy John surgery, according to baseballheatmaps.com.

Although the high school baseball season reached its climax this month with the Florida High School Athletic Association state finals at JetBlue Park, club and travel team seasons intensify in the summer.

Overuse of arms at a young age, sports specialization, and the lack of communication between high school coaches, travel and Little League coaches, parents and the players themselves appear to be making the problem greater at all levels of baseball.

Smith and Pusateri each played year-round baseball. Pusateri said he played on four different teams, including two travel-ball teams, in the year leading up to his injury. Smith played on five teams in just one year, not counting Bishop Verot.

In fact, Smith never got a chance to throw a single pitch for the Vikings his freshman year. The "Little League legend", as Bishop Verot coach David Nelson called him, suffered his injury during his first high school practice in January, 2015.

“It was the day after I made varsity,” said Smith, who played outfield for Verot this year but did not pitch. “I heard like five pops. You’ll know when you get it. It felt like an explosion.”

Pusateri felt his ligament burst on June 23, 2014 while playing in a tournament at Terry Park.

“It was the first pitch of an inning,” Pusateri said. “I brought the ball back to throw, and it just went straight into the ground. Right when my arm reached full extension, it felt like it exploded. I walked back to the dugout and couldn’t even move my arm.”

Both players said they were ignorant of overuse.

“I would encourage kids not to throw curveballs at a young age,” Smith said, because of the extra stress those types of pitches incur. “And to take a break. Know your limitations.”

Lack of communication

The lines of communication between travel-team coaches and high school coaches appear to be non-existent. This means high school coaches don’t know how many innings their pitchers have thrown for travel teams, and travel coaches don’t know how many innings they have thrown for high school teams.

“When they play travel ball, it’s hard for me to keep track of them,” Lehigh coach Jerome Dunning said. “They play May to August, then they come back to fall ball. They never get an offseason. Even Major League guys, they’re taking time off. It’s tough in Florida, because of the weather, you can play year-round. That’s too much for an arm, in my opinion.”

Instead of working together in monitoring pitchers, high school coaches sometimes point fingers at travel-ball coaches, and vice versa.

Keith Goodwin, a Fort Myers travel ball coach for Team Elite, said he would like that to see that change.

“I’m not saying they shouldn’t play travel ball or they shouldn’t play high school,” said Goodwin, a former Boston Red Sox draft pick and minor leaguer. “The kids are going to do what they’re going to do. They have to do, and we have to do, a better job of communicating with each other, to make sure we do what’s right for the kids.

“I’m not going to sit here and fight anybody on any of that stuff. The summertime is when all of these guys get to go and play in front of these scouts.”

Imperfect game

Perfect Game, founded in the mid-1990s by former part-time Minnesota Twins scout Jerry Ford, has ballooned into a multi-million dollar industry that fields events in Lee County 11 months of the year. Perfect Game provides a venue for the most talented of baseball prospects to compete. Last year, 37 of the first 42 players drafted by Major League teams had played in a Perfect Game event.

At last year’s Perfect Game National Showcase at JetBlue Park, at least 200 scouts were in attendance, including five from the Minnesota Twins.

This year, between January and December, there are 46 Perfect Game events scheduled for various ballparks in Lee County alone. Only in February, when Little League and high school seasons are underway, did Perfect Game not have an event scheduled.

All five of the recent Lee County pitchers who have had Tommy John surgery said they have pitched in Perfect Game events, although none of them were injured during one.

Jeff Passan, author of the new book “The Arm,” sees the frequency and intensity of Perfect Game showcases and tournaments as problematic. His reporting took him to Fort Myers for two days in 2014, when he followed a Perfect Game baseball event at JetBlue Park, spring training home of the Boston Red Sox.

“The radar guns are a bit disturbing,” Passan said. “We’re all looking for an aggressive measure to see what these kids have. Higher velocities correlate very strongly with arm injuries. The presence of the radar guns encourage higher velocity. There’s a lot

of evidence to back that up. The harder you throw, the more batters you strike out. The harder you throw, the fewer home runs you give up. That's one of the things I don't have trouble reconciling. But what I do have trouble reconciling is year-round baseball."

Ford said his organization did not promote the playing of year-round baseball. He said Perfect Game held events in Lee County during almost every month to accommodate different youth players who chose different months as their off time.

Perfect Game advocates PitchSmart guidelines, Ford said, which are emphasized by Major League Baseball and vary depending on the age group of the pitchers. For high school pitchers ages 15-18, the recommendations are for them to throw no more than 100 innings in a year and to take four months off, including two-to-three consecutive months off from overhand throwing.

"Taking two or three months off, there might be 750,000 of those who take the traditional route of taking July and August off," said Ford, who has eight Perfect Game events scheduled for high school-aged players in Lee County during those two months. "You might have 250,000 of them who do it differently.

"I think everybody agrees that you need to take some time off. But some of these events become very valuable to certain players who don't fit into the traditional time-off period. But we don't know what happens when you're not around us. But by our guidelines, we're telling them what should happen. We don't want pitchers showing up if they're not ready to pitch. We want to be able to educate parents. If they understand how the system works, then they can figure out all of these things. But you are going to have parents out there who are going to have their kids playing 11 months out of the year."

Sports specialization hurts

LaPorta, who studied under Dr. Andrews, said young pitchers have misconceptions about the surgery. They are beginning to view it as a "rite of passage" instead of a terrible scenario.

"When you get to the major league level and even in the minor leagues, the instances of these surgeries is exponentially increasing," LaPorta said. "But now we're seeing 14-, 15-, 16-year-olds, and we're getting them evaluated for surgery. They were under the impression that they would come back and be stronger rather than understanding that this is something horrible. That some people never come back from it.

"So we are educating people about it. Kids shouldn't be throwing a breaking pitch until they're old enough to shave. In Florida, the kids are more at risk than somebody living in New York or Boston because they can play year-round. In sports nowadays, kids focus on one thing. In the past, kids who were the best baseball player were also the best football player and the best basketball player. Now they are just focusing on one sport. The amount of stress they are putting on that ligament can be detrimental to their future."

Over the past three seasons, the Fort Myers Miracle have used a six-man, instead of the traditional five-man, pitching rotation in part to give the Twins organization's younger pitching prospects a less-taxing workload.

Fort Myers Miracle right-handed pitcher Kohl Stewart, chosen by the Minnesota Twins with the No. 4 pick in the 2013 baseball draft out of high school, has so far been able to avoid the surgery. Also a standout football player, Stewart advised youth athletes to play more than one sport.

"At least 80 percent of your work until you pitch again, is to work on recovery," said Stewart, who declined a scholarship offer from Texas A&M to play quarterback in favor of professional baseball. "Those five days in between starts are so important."

Miracle left-handed pitcher Stephen Gonsalves, a fourth-round pick by the Twins in 2013, said especially early in the season, managing arm soreness is part of the job.

"The day after you pitch is the day you're getting treatment to help your body recover," Gonsalves said. Using equipment like arm bands, lifting weights and throwing weighted balls, with supervision from a licensed athletic trainer, help strengthen the muscles around the elbow.

"You've got to work your body to get used to it," Gonsalves said.

LaPorta said strengthening arm muscles around the elbow can only help prevent injuries. He advised: "The last thing you ever want to have to do is operate on a kid. Just because a major league pitcher has had it and come back from it, they think they can

come back from it, too. We're looking at more prevention. Surgery is the last thing that we ever want to do. Twenty percent of pitchers who have the surgery never make it back to the performance level they were at before. There's still a large percentage of players who do not have success with it."

Shane McClanahan is hoping to have success with it. The University of South Florida pitcher and Cape Coral High School graduate had Dr. Andrews perform his surgery Oct. 29, 2015 in Pensacola.

"I pitched at a pretty high level," McClanahan said of his senior season at Cape Coral. "So there was no indication to me that I was hurt. I honestly don't know why I got hurt. It just came out of nowhere. I felt fine. I threw the ball pretty well. I think some people are going to have to get it eventually because of the way they throw or their mechanics. I don't think I was pitching too much. I felt fine.

"I'd rather get the surgery out of the way early. To me, it's like a blessing in disguise. Right now, I can watch the game and enjoy it and learn from it. I've been getting stronger. I've been working on my mechanics. I've been learning a lot about the game."

Miracle rally for four-run ninth to win 9-8

News Press – 5/21/16

Logan Wade capped off a four-run last inning comeback for the Fort Myers Miracle with a game-winning walk-off RBI single to shock the Tampa Yankees, 9-8, at Hammond Stadium in front of 4,391 fans.

Trailing 8-5 entering the bottom of the ninth inning, Trey Vavra led off for the Miracle by coaxing a walk out of Tampa reliever Jordan Foley. Chris Paul then went down on strikes for the first out, but Max Murphy followed with a base hit up the middle and Vavra moved up to second base. Foley issued his second walk to Alex Real to load the bases. Chad Christensen then pinch ran for Real at first base.

Tampa manager Patrick Osborn went to Travis Hisson to face Edgar Corcino. On a 2-2 pitch, Corcino roped a two-run single into right field to slice the Tampa lead to one run. Vavra and Murphy scored on the Corcino hit while Christensen advanced to third. With runners at first and third, Kevin Garcia, a late inning replacement, slapped a slow roller toward Yankees shortstop Jorge Mateo. Mateo had the ball bounce off his outstretched glove while Christensen raced home to tie the game, 8-8. Garcia was credited with an RBI single. That set up Wade's game-winning single, which plated Corcino.