



**Minnesota Twins Minor League Report
Saturday, August 1, 2015**




Team	Level	Record	Yesterday's Scores	Streak/Last 10
 Rochester Red Wings	Triple-A	55-52; 4.0 GB 3rd in Intl. League North	L, 4-10 vs. Syracuse	L1, 4-6
 Chattanooga Lookouts	Double-A	56-45; 0.0 GA T-1st in Southern League North	L, 1-8 vs. Pensacola	L2, 5-5
 Ft. Myers Miracle	High-A	59-47; 3.0 GB 2nd in Fla. State League South	Postponed: Rain	L1, 6-4
 Cedar Rapids Kernels	Low-A	62-44; 7.0 GB 3rd in Midwest League West	W, 7-0 at Kane County	W1, 7-3
 Elizabethton Twins	Rookie	18-20; 3.0 GB 4th in Appy League West	W, 12-5 vs. Burlington	W1, 5-5
 GCL Twins	Rookie	17-15; 3.5 GB 3rd in GCL South	Postponed: Rain	W1, 4-6
 DSL Twins	DSL	29-25; 10.0 GB 4th in DSL Boca Chica South	L, 2-7 vs. DSL Rojas	L1, 5-5

Table of Contents

-  Yesterday's Boxscores, Team Stats and Standings... **Pg. 2**
-  Minor League Clips... **Pg. 20**

Syracuse Chiefs (43-66) 10, Rochester Red Wings (55-52) 4
August 1, 2015

	1	2	3	4	5	6	7	8	9	R	H	E
Syracuse	0	1	3	2	0	1	0	3	0	10	18	0
Rochester	0	1	2	0	0	1	0	0	0	4	11	2

Syracuse	AB	R	H	RBI	BB	SO	LOB	AVG	Rochester	AB	R	H	RBI	BB	SO	LOB	AVG
Burriss, 2B	5	2	4	0	1	1	1	.289	Diaz, A, SS	5	0	1	0	0	2	3	.259
Turner, SS	5	3	4	2	1	1	2	.311	Beresford, 2B	5	1	3	0	0	0	1	.309
Skole, 3B	5	0	1	2	1	0	5	.160	Rodriguez, R, 1B	4	1	2	0	0	2	1	.263
Keyes, 1B	5	1	1	0	0	2	7	.295	Ortiz, CF	4	0	0	0	0	0	5	.249
den Dekker, CF-LF-CF	5	0	1	1	0	3	4	.223	Martinez, Jos, 3B	4	0	0	1	0	0	3	.260
Gwynn Jr., LF	0	0	0	0	0	0	0	.255	Avery, RF	4	2	3	1	0	0	0	.299
Mastroianni, CF	5	1	2	2	0	1	1	.263	Farris, LF	3	0	0	0	1	0	2	.254
1-Johnson, Jo, PR-LF	0	0	0	0	0	0	0	.249	Herrmann, DH	4	0	1	1	0	1	2	.230
Hague, DH	5	1	2	1	0	3	3	.214	Paulino, C	4	0	1	1	0	0	1	.226
Ramsey, C, RF	4	1	1	1	1	0	1	.272	Duffey, P	0	0	0	0	0	0	0	.000
Lerud, C	5	1	2	1	0	1	1	.238	Darnell, P	0	0	0	0	0	0	0	.000
Bleier, P	0	0	0	0	0	0	0	.000	Meyer, P	0	0	0	0	0	0	0	.000
Solis, P	0	0	0	0	0	0	0	.000	Johnson, C, P	0	0	0	0	0	0	0	.000
Grace, P	0	0	0	0	0	0	0	.000	Totals	37	4	11	4	1	5	18	.261
Runion, P	0	0	0	0	0	0	0	.000									
Totals	44	10	18	10	4	12	25	.246									

1-Ran for Mastroianni in the 8th.

BATTING

2B: Lerud (4, Duffey), den Dekker (8, Darnell), Skole (2, Johnson, C).
3B: Hague (1, Darnell).
HR: Turner (3, 4th inning off Darnell, 1 on, 2 out).
TB: Ramsey, C; Mastroianni 2; Lerud 3; Turner 7; Burriss 4; Keyes; Hague 4; den Dekker 2; Skole 2.
RBI: Lerud (16), den Dekker (21), Mastroianni 2 (30), Hague (12), Turner 2 (13), Ramsey, C (19), Skole 2 (4).
2-out RBI: Lerud; Hague; Turner 2; Mastroianni.
Runners left in scoring position, 2 out: den Dekker 2; Burriss; Keyes 2; Hague; Skole.
Team RISP: 7-for-18.
Team LOB: 11.

BASERUNNING

SB: Turner (8, 2nd base off Duffey/Paulino), Mastroianni (20, 2nd base off Darnell/Paulino), Burriss (11, 2nd base off Meyer/Paulino).

FIELDING

PB: Lerud (3).
DP: (Solis-Turner-Keyes).

BATTING

2B: Rodriguez, R (26, Bleier), Herrmann (3, Bleier), Diaz, A (9, Runion).
TB: Herrmann 2; Avery 3; Rodriguez, R 3; Beresford 3; Paulino; Diaz, A 2.
RBI: Paulino (7), Martinez, Jos (34), Avery (31), Herrmann (6).
2-out RBI: Avery; Herrmann.
Runners left in scoring position, 2 out: Martinez, Jos; Diaz, A 2; Farris; Beresford.
GDP: Ortiz.
Team RISP: 3-for-13.
Team LOB: 7.

BASERUNNING

SB: Avery (15, 2nd base off Bleier/Lerud).

FIELDING

E: Ortiz (4, fielding), Rodriguez, R (5, fielding).
Outfield assists: Avery (Hague at home).

Syracuse	IP	H	R	ER	BB	SO	HR	ERA	Rochester	IP	H	R	ER	BB	SO	HR	ERA
Bleier (W, 2-1)	5.2	9	4	4	1	2	0	3.71	Duffey	2.0	3	1	1	1	5	0	2.72
Solis (H, 1)	1.1	1	0	0	0	2	0	0.00	Darnell (L, 2-1)	3.0	8	6	6	0	1	1	4.30
Grace	1.0	0	0	0	0	0	0	2.19	Meyer	2.0	3	3	3	3	4	0	6.10
Runion	1.0	1	0	0	0	1	0	3.09	Johnson, C	2.0	4	0	0	0	2	0	2.45
Totals	9.0	11	4	4	1	5	0	4.01	Totals	9.0	18	10	10	4	12	1	3.72

Darnell pitched to 2 batters in the 6th.
Meyer pitched to 3 batters in the 8th.

Game Scores: Bleier 36, Duffey 50.

WP: Darnell.

Pitches-strikes: Bleier 96-68, Solis 25-16, Grace 8-4, Runion 13-11, Duffey 36-24, Darnell 49-33, Meyer 53-28, Johnson, C 46-30.

Groundouts-flyouts: Bleier 10-3, Solis 1-0, Grace 3-0, Runion 2-0, Duffey 0-1, Darnell 5-2, Meyer 2-0, Johnson, C 1-3.

Batters faced: Bleier 27, Solis 4, Grace 3, Runion 4, Duffey 10, Darnell 16, Meyer 12, Johnson, C 10.

Inherited runners-scored: Solis 2-0, Meyer 1-0, Johnson, C 3-3.

Ejections: Rochester Red Wings Manager Mike Quade ejected by HP umpire Jon Byrne (8th)

Umpires: HP: Jon Byrne. 1B: Jansen Visconti. 3B: Doug Vines.

Weather: 73 degrees, partly cloudy.

Wind: 15 mph, L to R.

T: 3:03.

Att: 10,002.

Venue: Frontier Field.

August 1, 2015

Pensacola Blue Wahoos (45-58) 8, Chattanooga Lookouts (56-45) 1
August 1, 2015

	1	2	3	4	5	6	7	8	9	R	H	E
Pensacola	0	0	2	0	3	3	0	0	0	8	15	0
Chattanooga	0	0	0	0	0	0	1	0	1	3	1	

Pensacola	AB	R	H	RBI	BB	SO	LOB	AVG	Chattanooga	AB	R	H	RBI	BB	SO	LOB	AVG
Smith, B, CF	5	0	2	0	1	1	2	.293	Polanco, J, SS	4	0	1	1	0	0	0	.300
Wright, R, 2B	4	1	1	0	0	0	2	.245	Kepler, CF	3	0	0	0	1	1	2	.332
Winker, LF	4	3	1	0	0	1	3	.256	Hicks, DH	3	0	0	0	1	0	0	.258
Smith, Ma, 1B	4	3	2	2	1	0	1	.275	Walker, LF	4	0	0	0	0	2	2	.253
Duran, RF	5	0	3	4	0	2	0	.308	Vargas, K, 1B	4	0	1	0	0	2	2	.242
Mejias-Brean, 3B	3	1	2	1	2	0	1	.261	Turner, C	4	0	0	0	0	2	1	.220
Skipworth, C	5	0	1	1	0	2	5	.236	Harrison, RF	3	0	0	0	0	0	0	.236
Buckley, DH	4	0	3	0	1	0	2	.250	Meneses, 2B	2	0	1	0	0	1	0	.254
Perez, J, SS	5	0	0	0	0	1	6	.233	Wickens, 2B	0	1	0	0	1	0	0	.250
Astin, P	0	0	0	0	0	0	0	.333	Goodrum, 3B	2	0	0	0	1	1	0	.222
Schuster, P	0	0	0	0	0	0	0	.000	Hurlbut, P	0	0	0	0	0	0	0	.000
Totals	39	8	15	8	5	7	22	.243	Totals	29	1	3	1	4	9	7	.259
									Wimmers, P	0	0	0	0	0	0	0	.000
									Salcedo, P	0	0	0	0	0	0	0	.000
									Summers, P	0	0	0	0	0	0	0	.000

BATTING

2B: Smith, B (2, Hurlbut), Smith, Ma (2 (17, Hurlbut, Hurlbut), Winker (16, Hurlbut), Duran (2 (15, Hurlbut, Wimmers), Skipworth (10, Hurlbut), Buckley (8, Summers).

TB: Winker (2; Smith, Ma (4; Smith, B (3; Buckley (4; Wright, R; Duran (5; Mejias-Brean (2; Skipworth (2).

RBI: Smith, Ma (2 (37), Duran (4 (22), Skipworth (20), Mejias-Brean (37).

2-out RBI: Smith, Ma; Duran; Skipworth.

Runners left in scoring position, 2 out: Perez, J (2; Smith, B (2; Buckley.

SAC: Wright, R.

Team RISP: 7-for-15.

Team LOB: 11.

BASERUNNING

CS: Duran (1, 2nd base by Hurlbut/Turner).

BATTING

TB: Polanco, J; Vargas, K; Meneses.

RBI: Polanco, J (29).

2-out RBI: Polanco, J.

Runners left in scoring position, 2 out: Vargas, K; Kepler.

Team RISP: 1-for-4.

Team LOB: 5.

FIELDING

E: Polanco, J (17, fielding).

Pensacola	IP	H	R	ER	BB	SO	HR	ERA	Chattanooga	IP	H	R	ER	BB	SO	HR	ERA
Astin (W, 3-2)	7.2	2	1	1	4	9	0	3.48	Hurlbut (L, 7-5)	4.2	11	5	4	1	3	0	4.05
Schuster	1.1	1	0	0	0	0	0	3.66	Wimmers	1.1	3	3	3	2	2	0	5.12
Totals	9.0	3	1	1	4	9	0	3.94	Salcedo	1.0	0	0	0	1	0	0	1.29
									Summers	2.0	1	0	0	1	2	0	0.90
									Totals	9.0	15	8	7	5	7	0	4.18

Game Scores: Astin 76, Hurlbut 26.

HBP: Winker (by Wimmers).

Pitches-strikes: Astin 102-65, Schuster 17-12, Hurlbut 79-53, Wimmers 37-22, Salcedo 12-5, Summers 24-16.

Groundouts-flyouts: Astin 8-4, Schuster 1-3, Hurlbut 8-2, Wimmers 0-2, Salcedo 2-0, Summers 2-1.

Batters faced: Astin 28, Schuster 5, Hurlbut 25, Wimmers 10, Salcedo 4, Summers 7.

Inherited runners-scored: Schuster 2-0, Wimmers 1-0.

Umpires: HP: Garrett Patterson. 1B: Ryan Additon. 3B: Brennan Miller.

Weather: 90 degrees, partly cloudy.

Wind: 8 mph, Out to RF.

T: 2:37.

Att: 6,381.

Venue: AT&T Field.

August 1, 2015

Cedar Rapids KERNELS (62-44) 7, Kane County COUGARS (63-41) 0
August 1, 2015

	1	2	3	4	5	6	7	8	9	R	H	E
Cedar Rapids	0	0	2	0	3	0	0	0	2	7	7	3
Kane County	0	0	0	0	0	0	0	0	0	0	4	2

Cedar Rapids	AB	R	H	RBI	BB	SO	LOB	AVG	Kane County	AB	R	H	RBI	BB	SO	LOB	AVG
English, CF	4	0	1	1	0	1	0	.249	Taylor, C, RF	4	0	0	0	0	2	2	.306
Gordon, SS	4	2	1	0	1	1	2	.266	Vargas, I, SS	4	0	2	0	0	1	2	.332
Corcino, RF	5	0	0	0	0	3	6	.295	Regis, 1B	4	0	1	0	0	0	3	.296
Larson, LF	2	1	0	0	3	1	0	.227	Herum, DH	4	0	0	0	0	0	2	.299
Doe, B, 3B	4	1	1	2	1	0	3	.285	Bray, CF	4	0	0	0	0	2	1	.291
Kuresa, 1B	4	0	0	0	1	0	3	.204	Perez, M, C	4	0	0	0	0	2	1	.252
Real, DH	4	0	2	2	0	1	0	.252	Gebhardt, 2B	3	0	1	0	0	1	0	.283
Navarreto, C	3	1	0	0	1	0	1	.230	Munoz, 3B	2	0	0	0	0	1	0	.252
Valera, R, 2B	4	2	2	0	0	0	1	.284	Reyes, V, LF	2	0	0	0	1	0	1	.287
Gibbons, P	0	0	0	0	0	0	0	.000	Oliver, P	0	0	0	0	0	0	0	.000
Totals	34	7	7	5	7	7	16	.248	Smith, P	0	0	0	0	0	0	0	.000
									Martinez, J, P	0	0	0	0	0	0	0	.000
									Geyer, P	0	0	0	0	0	0	0	.000
									Totals	31	0	4	0	1	9	12	.274

BATTING

2B: Real 2 (7, Oliver, Oliver), English (16, Martinez, J).

TB: Gordon; Valera, R 2; Doe, B; Real 4; English 2.

RBI: Doe, B 2 (24), Real 2 (17), English (31).

2-out RBI: Doe, B 2; Real 2.

Runners left in scoring position, 2 out: Doe, B; Valera, R; Kuresa 2.

SAC: English.

Team RISP: 3-for-11.

Team LOB: 8.

FIELDING

E: Kuresa (10, fielding), Gibbons (1, pickoff), Valera, R (9, fielding).

Outfield assists: Corcino (Gebhardt at 2nd base).

DP: (Gordon-Valera, R-Kuresa).

BATTING

TB: Vargas, I 2; Gebhardt; Regis.

Runners left in scoring position, 2 out: Herum; Vargas, I.

GIDP: Regis.

Team RISP: 0-for-4.

Team LOB: 6.

FIELDING

E: Munoz 2 (18, fielding, throw).

Outfield assists: Taylor, C (Kuresa at home).

Cedar Rapids	IP	H	R	ER	BB	SO	HR	ERA	Kane County	IP	H	R	ER	BB	SO	HR	ERA
Gibbons (W, 5-2)	9.0	4	0	0	1	9	0	3.14	Oliver (L, 2-2)	5.0	5	5	0	4	2	0	3.97
Totals	9.0	4	0	0	1	9	0	3.07	Smith	3.0	0	0	0	0	3	0	1.98
									Martinez, J	0.2	2	2	2	3	2	0	3.38
									Geyer	0.1	0	0	0	0	0	0	1.08
									Totals	9.0	7	7	2	7	7	0	2.91

Game Scores: Gibbons 87, Oliver 45.

HBP: Munoz (by Gibbons).

Pitches-strikes: Gibbons 110-76, Oliver 87-49, Smith 37-27, Martinez, J 38-21, Geyer 2-1.

Groundouts-flyouts: Gibbons 12-4, Oliver 9-4, Smith 1-3, Martinez, J 0-0, Geyer 0-1.

Batters faced: Gibbons 33, Oliver 25, Smith 9, Martinez, J 7, Geyer 1.

Inherited runners-scored: Geyer 3-0.

Umpires: HP: Bob Lau. 1B: Christopher Stump.

Weather: 82 degrees, partly cloudy.

Wind: 16 mph, Out to CF.

T: 2:54.

Att: 9,181.

Venue: Fifth Third Bank Ballpark.

August 1, 2015

Choose a highlighted category to sort. NOTE: Rate stats do not use qualifiers.

Table with columns: BATTERS, AVG G, AB, R, H, 2B, 3B, HR, RBI, TB, BB, IBB, SO, SB, CS, OBP, SLG, OPS, SF, SAC, GI, HBP, DP, 1B, 2B, 3B, SS, OF, C, E. Includes player names like Corcino, Edgard, Diemer, Austin, etc.

Table with columns: PITCHERS, W, L, ERA, G, GS, CG, SHO, SV, SVO, IP, H, R, ER, HR, HB, BB, IBB, SO, BK, WP, GO/AO, DP, WHIP, AVG, AB, TBF, SF, GF, HLD. Includes player names like Bard, Luke, Batts, Mat, etc.

Midwest League Eastern

Table with columns: W, L, PCT, GB, Home, Away, Div, Streak, Last10. Lists teams like Lansing Lugnuts, Bowling Green Hot Rods, etc.

Midwest League Western

Table with columns: W, L, PCT, GB, Home, Away, Div, Streak, Last10. Lists teams like Quad Cities River Bandits, Kane County Cougars, etc.

Elizabethton Twins (18-20) 12, Burlington Royals (18-20) 5
August 1, 2015

	1	2	3	4	5	6	7	8	9	R	H	E
Burlington	0	0	1	3	0	0	0	0	1	5	7	4
Elizabethton	0	0	5	0	0	2	2	3	x	12	12	1

Burlington	AB	R	H	RBI	BB	SO	LOB	AVG	Elizabethton	AB	R	H	RBI	BB	SO	LOB	AVG
Willis, CF	4	0	0	0	0	0	1	.240	Palacios, SS	5	2	3	2	0	0	0	.600
Martinez, J, SS	4	0	0	0	0	2	1	.236	Young, RF	4	2	0	1	0	1	1	.238
Bailey, RF	4	1	2	0	0	2	0	.309	Wade, CF	4	1	1	0	1	1	1	.292
Dulin, 1B	3	1	0	0	1	1	1	.299	Paul, 1B	5	0	3	3	0	1	0	.300
Frabasilio, LF	3	2	1	0	0	1	0	.299	Minier, DH	4	0	0	0	1	1	4	.202
Viloria, DH	4	0	0	0	0	2	2	.236	Blankenhorn, 3B	5	0	1	1	0	2	3	.311
Fernandez, X, C	4	1	1	1	0	1	0	.351	Murray, C	3	2	1	0	1	1	3	.253
Castellano, A, 3B	2	0	1	0	1	1	0	.217	Kihle, LF	3	3	2	1	1	1	0	.279
Bien, 2B	4	0	2	1	0	1	1	.268	Guzman, M, 2B	2	2	1	1	1	0	0	.252
Pinto, P	0	0	0	0	0	0	0	.000	Rodriguez, D, P	0	0	0	0	0	0	0	.000
Luna, P	0	0	0	0	0	0	0	.000	Irby, P	0	0	0	0	0	0	0	.000
Ditman, P	0	0	0	0	0	0	0	.000	Totals	35	12	12	9	5	8	12	.256
Sandness, P	0	0	0	0	0	0	0	.000									
Totals	32	5	7	2	2	11	6	.262									

BATTING

2B: Bien (2, Rodriguez, D), Bailey (7, Rodriguez, D), Frabasilio (6, Irby), Castellano, A (4, Irby).

TB: Castellano, A 2; Frabasilio 2; Fernandez, X; Bailey 3; Bien 3.

RBI: Bien (12), Fernandez, X (19).

Runners left in scoring position, 2 out: Martinez, J; Dulin.

SAC: Castellano, A; Frabasilio.

Team RISP: 2-for-8.

Team LOB: 4.

FIELDING

E: Pinto 2 (4, throw, pickoff), Martinez, J (2, fielding), Dulin (15, fielding).

PB: Fernandez, X (4).

BATTING

2B: Paul (5, Pinto), Palacios (1, Sandness).

3B: Kihle (2, Luna).

TB: Kihle 4; Guzman, M; Murray; Palacios 4; Paul 4; Blankenhorn; Wade.

RBI: Palacios 2 (6), Paul 3 (6), Kihle (8), Guzman, M (7), Blankenhorn (9), Young (10).

2-out RBI: Paul.

Runners left in scoring position, 2 out: Murray 3.

SAC: Guzman, M.

SF: Young.

Team RISP: 7-for-15.

Team LOB: 6.

BASERUNNING

CS: Guzman, M (4, 2nd base by Luna/Fernandez, X).

FIELDING

E: Rodriguez, D (1, throw).

Outfield assists: Young (Bien at 2nd base).

Burlington	IP	H	R	ER	BB	SO	HR	ERA	Elizabethton	IP	H	R	ER	BB	SO	HR	ERA
Pinto (L, 1-2)	2.0	4	5	3	1	3	0	5.95	Rodriguez, D (W, 4-1)	6.0	4	4	1	2	7	0	1.37
Luna	4.0	3	2	2	1	3	0	4.79	Irby (S, 2)	3.0	3	1	1	0	4	0	2.55
Ditman	1.0	2	2	0	0	1	0	1.98	Totals	9.0	7	5	2	2	11	0	3.54
Sandness	1.0	3	3	3	3	1	0	6.06									
Totals	8.0	12	12	8	5	8	0	4.76									

Pinto pitched to 7 batters in the 3rd.

Game Scores: Pinto 34, Rodriguez, D 59.

WP: Irby.

Groundouts-flyouts: Pinto 4-1, Luna 6-1, Ditman 3-0, Sandness 0-1, Rodriguez, D 7-3, Irby 1-1.

Batters faced: Pinto 13, Luna 15, Ditman 6, Sandness 8, Rodriguez, D 25, Irby 11.

Inherited runners-scored: Luna 2-0.

Umpires: HP: Sam Dodson. 1B: Darrell Roberts.

Weather: 85 degrees, clear.

Wind: 8 mph, Out to CF.

T: 2:33.

Att: 830.

Venue: Joe O'Brien Field.

August 1, 2015

Elizabethton Twins Individual Statistics As of: 08/01/2015 09:16 PM EDT **W-L Record: 18-20 GI** **---GAMES BY POSITION---**

BATTERS	AVG	G	AB	R	H	2B	3B	HR	RBI	TB	BB	IBB	SO	SB	CS	OBP	SLG	OPS	SF	SAC	HBP	DP	1B	2B	3B	SS	OF	C	E
* Blankenhorn, Travis	.311	17	61	6	19	3	0	2	9	28	5	0	9	1	0	.373	.459	.832	0	1	1	1	0	0	16	0	0	0	3
Diemer, Austin	.254	20	71	10	18	4	1	3	8	33	1	0	28	1	0	.264	.465	.729	0	0	0	0	0	0	0	18	0	1	
# Guzman, Manuel	.252	32	111	16	28	1	1	1	7	34	20	0	20	13	4	.371	.306	.678	0	2	1	1	0	9	0	21	0	11	
Hartong, Brad	.283	14	46	4	13	2	1	0	5	17	2	0	8	0	0	.313	.370	.682	0	0	0	1	0	0	0	0	0	4	0
Kihle, Daniel	.279	22	68	16	19	2	2	0	8	25	20	0	27	3	1	.467	.368	.835	0	0	4	0	0	0	0	0	22	0	3
* Kuresa, Tyler	.241	17	54	9	13	2	0	4	9	27	6	0	14	0	0	.333	.500	.833	1	0	2	1	12	0	0	1	0	1	
Miller, Sean	.209	11	43	4	9	0	1	0	1	11	2	0	7	0	2	.261	.256	.517	0	1	1	1	0	0	0	11	0	0	0
# Minier, Amaury	.202	32	119	13	24	8	0	2	18	38	10	1	41	0	1	.265	.319	.584	2	0	1	0	20	0	0	0	0	0	4
* Molina, Nelson	.191	23	68	9	13	0	1	1	7	18	9	1	6	1	2	.291	.265	.556	1	0	1	4	0	8	13	0	0	0	1
# Montesino, Ariel	.200	13	45	3	9	2	0	0	5	11	5	0	9	1	1	.280	.244	.524	0	0	0	2	0	0	8	5	1	0	1
Murray, A.J.	.253	29	91	15	23	5	0	4	9	40	11	0	24	0	1	.355	.440	.795	1	0	4	1	5	0	0	0	0	19	2
Palacios, Jermaine	.600	2	10	3	6	1	0	1	6	10	0	0	0	0	0	.600	1.000	1.600	0	0	0	0	0	0	0	2	0	0	2
Paul, Chris	.300	15	60	6	18	5	0	0	6	23	2	0	9	0	0	.364	.383	.747	0	0	4	3	3	0	3	0	8	0	3
* Perez, Alex	.250	25	88	9	22	5	1	0	8	29	7	0	19	0	1	.323	.330	.653	1	0	3	0	0	22	0	0	0	0	1
Silva, Rainis	.288	23	80	14	23	4	0	2	7	33	11	0	19	0	0	.387	.413	.800	0	0	2	2	0	0	0	0	0	19	0
* Wade, LaMonte	.292	34	130	16	38	5	3	5	24	64	16	0	22	3	1	.380	.492	.872	1	1	3	2	0	0	0	0	34	0	2
Wiel, Zander	.286	2	7	2	2	0	0	1	3	5	2	0	2	0	0	.500	.714	1.214	0	0	1	0	2	0	0	0	0	0	0
* Young, Kamran	.238	33	130	18	31	5	1	2	10	44	13	0	40	0	1	.315	.338	.654	1	1	2	1	0	0	0	0	32	0	3
Team Total	.256	38	1282	173	328	54	12	28	150	490	142	2	304	23	15	.342	.382	.724	8	6	30	20							45

PITCHERS	W	L	ERA	G	GS	CG	SHO	SV	SVO	IP	H	R	ER	HR	HB	BB	IBB	SO	BK	WP	GO/AO	DP	WHIP	AVG	AB	TBF	SF	GF	HLD
Abreu, Jose	0	1	4.05	9	0	0	0	2	3	13.1	12	8	6	0	1	8	0	12	0	1	0.93	0	1.50	.226	53	62	0	4	1
* Clay, Samuel	1	2	4.71	7	4	0	0	0	0	21.0	22	13	11	1	2	11	0	28	0	1	1.83	1	1.57	.265	83	97	0	0	3
Cutura, Andro	2	1	1.03	6	6	0	0	0	0	35.0	21	7	4	1	1	8	0	27	0	1	2.22	3	0.83	.172	122	131	0	0	0
* Easton, Brandon	0	2	18.00	2	2	0	0	0	0	4.0	7	8	8	0	0	9	0	3	0	1	1.00	2	4.00	.438	16	25	0	0	0
Gercken, Nate	0	0	4.19	6	0	0	0	0	0	19.1	24	9	9	0	0	2	0	17	0	3	1.53	2	1.34	.304	79	81	0	0	1
Guyer, Josh	0	0	11.42	8	0	0	0	0	0	8.2	15	13	11	1	2	5	0	8	0	2	3.75	2	2.31	.375	40	49	1	7	0
Hernandez, Onesimo	3	0	4.50	9	1	0	0	1	2	14.0	18	10	7	1	0	4	0	15	0	6	2.71	0	1.57	.310	58	63	0	4	2
Irby, C.K.	3	0	2.55	10	0	0	0	2	2	17.2	19	11	5	1	0	8	1	22	0	2	0.76	1	1.53	.275	69	79	0	3	0
Lo, Kuo Hua	1	1	1.08	9	0	0	0	3	4	16.2	6	2	2	0	3	2	0	19	0	1	2.86	2	0.48	.118	51	57	1	8	0
Lombana, Logan	0	2	3.75	8	0	0	0	0	1	12.0	14	5	5	2	2	9	1	11	0	1	0.75	0	1.92	.318	44	57	0	5	1
* Mciver, Anthony	0	1	8.79	9	0	0	0	1	3	14.1	26	15	14	1	0	4	0	12	1	2	0.76	1	2.09	.388	67	72	1	1	3
Nordgren, Miles	0	2	1.07	6	6	0	0	0	0	33.2	32	13	4	0	2	5	0	20	0	1	2.43	3	1.10	.246	130	138	0	0	0
* Robinson, Alex	0	2	7.71	6	0	0	0	0	0	7.0	4	7	6	0	3	9	0	10	0	1	1.00	1	1.86	.174	23	36	0	1	0
Rodriguez, Dereck	4	1	1.37	7	7	0	0	0	0	39.1	33	13	6	1	3	7	0	30	0	4	0.81	3	1.02	.223	148	160	0	0	0
Stashak, Cody	3	1	2.10	6	6	0	0	0	0	30.0	25	8	7	3	1	5	0	31	0	2	0.57	0	1.00	.223	112	120	1	0	0
Stirewalt, Tyler	0	2	8.74	9	0	0	0	0	3	11.1	18	12	11	0	1	8	1	8	0	1	1.78	1	2.29	.360	50	60	0	5	0
1 Tapia, Alexis	1	2	3.82	6	6	0	0	0	0	33.0	37	17	14	5	1	7	0	33	0	0	1.09	1	1.33	.280	132	145	3	0	0
Team Total	18	20	3.54	38	38	0	2	9	18	330.1	333	171	130	17	22	111	3	306	1	30	1.88	23	1.34	.261	1277	1432	7	38	11

Appalachian League East

	W	L	PCT	GB	Home	Away	Div	Streak	Last10
Princeton Rays	23	15	.605	-	14-9	9-6	13-7	W3	6-4
Pulaski Yankees	22	17	.564	1.5	15-7	7-10	12-8	L2	5-5
Danville Braves	18	19	.486	4.5	8-7	10-12	10-10	W1	6-4
Burlington Royals	18	20	.474	5.0	11-6	7-14	8-10	L1	5-5
Bluefield Blue Jays	17	22	.436	6.5	13-7	4-15	7-15	L3	4-6

Appalachian League West

	W	L	PCT	GB	Home	Away	Div	Streak	Last10
Greenville Astros	21	17	.553	-	14-6	7-11	13-10	W2	5-5
Johnson City Cardinals	18	19	.486	2.5	9-8	9-11	10-10	W2	6-4
Elizabethton Twins	18	20	.474	3.0	11-7	7-13	9-9	W1	5-5
Kingsport Mets	18	20	.474	3.0	11-8	7-12	11-9	L3	4-6
Bristol Pirates	16	20	.444	4.0	9-9	7-11	5-10	L1	5-5

DSL Rojos (22-32) 7, DSL Twins (29-25) 2
August 1, 2015

	1	2	3	4	5	6	7	8	9	R	H	E
DSL Twins	0	0	0	0	0	0	0	1	1	2	8	3
DSL Rojos	0	0	1	0	0	4	0	2	x	7	8	2

DSL Twins	AB	R	H	RBI	BB	SO	LOB	AVG	DSL Rojos	AB	R	H	RBI	BB	SO	LOB	AVG
Morel, E, DH	4	0	1	0	1	2	3	.275	Alegria, 2B	4	1	3	2	1	0	0	.309
Herrera, E, 1B	5	1	1	0	0	1	5	.291	Herrera, E, 3B	3	0	1	1	0	1	1	.340
Arias, J, CF	4	0	1	0	0	1	2	.311	Jimenez, D, RF	3	1	1	0	1	0	2	.348
Tovar, A, LF	2	0	1	1	1	1	0	.303	Manzanero, DH	4	0	0	0	0	2	6	.365
Cuesto, 3B	3	0	1	0	0	0	3	.267	Sims, LF	3	1	0	0	1	0	3	.219
Amarante, RF	3	0	0	0	0	1	2	.291	Bautista, M, CF	3	2	1	3	1	0	0	.223
Alvarez, J, C	4	1	1	0	0	0	2	.259	Tello, 1B	3	1	0	0	1	0	1	.292
Franco, E, 2B	3	0	1	0	1	1	0	.219	Ortiz, L, C	4	1	1	0	0	1	3	.189
Encarnacion, SS	2	0	1	0	2	0	1	.271	Martinez, Vi, SS	3	0	1	0	0	0	0	.172
Feliz, D, P	0	0	0	0	0	0	0	.000	De Jesus, J, P	0	0	0	0	0	0	0	.000
Perez, R, P	0	0	0	0	0	0	0	.000	Nino, P	0	0	0	0	0	0	0	.000
Balbuena, E, P	0	0	0	0	0	0	0	.000	Hernandez, L, P	0	0	0	0	0	0	0	.000
Totals	30	2	8	1	5	7	18	.265	Totals	30	7	8	6	5	4	16	.260

BATTING

2B: Herrera, E (7, Nino).
TB: Alvarez, J; Cuesto; Arias, J; Morel, E; Franco, E; Herrera, E 2; Tovar, A; Encarnacion.
RBI: Tovar, A (28).
Runners left in scoring position, 2 out: Herrera, E 2; Alvarez, J 2; Amarante.
SF: Tovar, A.
GIDP: Arias, J, Cuesto 2.
Team RISP: 0-for-7.
Team LOB: 9.

BASERUNNING

SB: Amarante (5, 2nd base off De Jesus, J/Ortiz, L).
PO: Franco, E (1st base by Nino).

FIELDING

E: Amarante (3, fielding), Encarnacion (13, fielding), Cuesto (7, fielding).
PB: Alvarez, J 2 (7).
DP: (Cuesto-Franco, E-Herrera, E).

BATTING

2B: Bautista, M (8, Perez, R).
TB: Jimenez, D; Bautista, M 2; Martinez, Vi; Ortiz, L; Alegria 3; Herrera, E.
RBI: Herrera, E (25), Bautista, M 3 (20), Alegria 2 (7).
2-out RBI: Bautista, M 3.
Runners left in scoring position, 2 out: Sims 2.
SAC: Martinez, Vi.
SF: Herrera, E.
GIDP: Tello.
Team RISP: 3-for-8.
Team LOB: 6.

FIELDING

E: Ortiz, L (6, pickoff), Martinez, Vi (8, throw).
PB: Ortiz, L (21).
DP: 3 (Martinez, Vi-Alegria-Tello 2, Martinez, Vi-Tello).
Pickoffs: Nino (Franco, E at 1st base).

DSL Twins	IP	H	R	ER	BB	SO	HR	ERA	DSL Rojos	IP	H	R	ER	BB	SO	HR	ERA
Feliz, D (L, 1-1)	5.0	2	1	1	2	2	0	3.51	De Jesus, J (W, 4-5)	5.0	3	0	0	2	5	0	2.98
Perez, R	2.0	4	4	0	2	1	0	2.30	Nino (H, 1)	2.2	4	1	1	2	1	0	7.79
Balbuena, E	1.0	2	2	0	1	1	0	10.20	Hernandez, L	1.1	1	1	0	1	1	0	2.45
Totals	8.0	8	7	1	5	4	0	4.17	Totals	9.0	8	2	1	5	7	0	4.78

Game Scores: Feliz, D 59, De Jesus, J 64.

WP: Feliz, D.

HBP: Cuesto (by De Jesus, J), Amarante (by De Jesus, J).

Groundouts-flyouts: Feliz, D 7-3, Perez, R 2-2, Balbuena, E 1-0, De Jesus, J 5-2, Nino 2-2, Hernandez, L 1-1.

Batters faced: Feliz, D 18, Perez, R 14, Balbuena, E 5, De Jesus, J 20, Nino 12, Hernandez, L 6.

Inherited runners-scored: Hernandez, L 1-0.

Umpires: HP: HP Umpire. 1B: 1B Umpire.

Weather: 82 degrees, sunny.

Wind: 5 mph, Varies.

T: 2:45.

Venue: TBD.

August 1, 2015

MINOR LEAGUE CLIPS

Chiefs beat Wings 10-4

Nick Sciarratta and Caitlin McClare / Rochester Red Wings

The Syracuse Chiefs outlasted the Rochester Red Wings 10-4 Saturday night at Frontier Field, in front of a crowd of 10,002 on Miracle on Ice Night. **James Beresford** and **Xavier Avery** each had three hits for the Wings.

The series concludes Sunday afternoon at 1:35 p.m.; it's Superhero Day, a [Knot Hole Gang Kids' Club](#) game, and kids can run the bases with Spikes and Mittsy after the game. [Complete promotion details below...](#)

RHP **Tyler Duffey** took the mound tonight, looking to rebound from a rough start in Columbus, where he gave up nine hits and five earned runs in 6 2/3 innings pitched. After giving up two base hits to start the game, Duffey and the Wings retired the next three Chiefs to leave the runners stranded.

LHP Richard Bleier made his fifth start for the Syracuse Chiefs after starting 16 games for the Harrisburg Senators. Beresford and **Reynaldo Rodriguez** lined two back-to-back base hits to center field in the bottom of the first, but they were left on base, leaving the game scoreless.

After striking out the first two batters in the top of the second, Duffey walked Caleb Ramsey. Steve Lerud knocked in Ramsey with a two-out double to the right field wall, putting the Chiefs ahead 1-0.

Avery and **Eric Farris** reached base quickly in the bottom of the second with a base hit and a walk. With a groundout by **Chris Herrmann** to the shortstop, Avery and Farris were in scoring position for **Carlos Paulino**. Paulino "tapped" in the first run for the Wings with a dribbler between the pitcher and catcher, tying the game 1-1.

Duffey only pitched two innings before **Logan Darnell** came in for the Wings. Darnell gave up four hits in the top of the third inning, putting the Chiefs ahead 4-1.

Duffey allowed three hits and one earned run, walking one and striking out five. He threw 36 pitches, 24 for strikes.

In the bottom of the third inning, the Wings responded with a two-run inning. Beresford and Rodriguez led off the inning with a single and double, putting them in scoring position. **Jose Martinez** grounded out to shortstop, allowing Beresford to cross the plate. One pitch later, Avery scored Rodriguez with a base hit to center field. The Wings cut the Chiefs' lead to 4-3.

Trea Turner's two-out, two-run homer off of Darnell in the top of the fourth put the Chiefs ahead 6-3. This was Turner's third home run of the season, and the third home run given up by Darnell.

To lead off the top of the sixth inning, Darnell gave up a triple to Ricky Hague and a single to Ramsey to score the seventh run of the game for the Chiefs. **Alex Meyer** relieved Darnell with no outs and a runner on first base. Meyer was able to work his way out of a bases-loaded jam and prevent further damage. The Chiefs led the Wings 7-3 heading into the bottom of the seventh inning.

Avery led off the bottom of the sixth inning with his third hit of the day, a base hit to left field. A slow roller and a pass ball moved Avery to third base, putting him in scoring position with two outs. Herrmann followed up with a double to right field that easily scored Avery. With Herrmann on third, Paulino on first, and two outs, Sammy Solis relieved Bleier. Solis struck out **Argenis Diaz** to retire the side. The Wings scored one, but still trailed the Chiefs 7-4 through the sixth inning.

Bleier's line: 5 2/3 innings pitched, nine hits, four earned runs, one walk, and two strikeouts. He threw 96 pitches, 68 for strikes.

Beresford lined his third hit of the night through the middle to lead off the bottom of the seventh inning. Coming into tonight's game, Beresford had a team-leading .368 batting average when leading off an inning.

In the eighth inning, the Chiefs loaded the bases against Meyer and **Cole Johnson** was called into the game. During the pitching change, Wings manager **Mike Quade** was ejected by home plate umpire Jon Byrne. Quade was complaining about Byrne's actions after Meyer was upset about a couple of close calls on pitches. Matt Skole greeted Johnson with a two-run double, to push the Chiefs' lead to 9-4. Another run scored on an infield hit by Mastroianni.

Lookouts fall before second straight AT&T Field sellout

Chattanooga Times Free Press | August 2, 2015

The Chattanooga Lookouts are proving that baseball still has a place this time of year in the city's sporting landscape.

As do super heroes and used cars.

The Lookouts played before their second sold-out crowd in as many nights Saturday, falling to the Pensacola Blue Wahoos 8-1 before an audience of 6,381. Saturday marked the 23rd consecutive year in which the Lookouts have hosted "Used Car Night," which followed Friday's second annual "Super Hero Night" that drew a crowd of 6,372 at AT&T Field.

"There was never the plan to put these two nights together and sell out a weekend, but that's what has happened," Lookouts president and general manager Rich Mozingo said. "We were kind of testing the waters to see if last year's success with 'Super Hero Night' was a fluke, and apparently it wasn't."

While Lookouts fans were doubling the fun in the stands, the Blue Wahoos were doubling all over the field in the series finale. Bryson Smith and Marquez Smith had third-inning doubles that helped the guests stake a 2-0 lead, and they increased the advantage to 5-0 in the fifth when Jesse Winker, Marquez Smith, Juan Duran and Kyle Skipworth each doubled.

Duran had a two-run double in a three-run sixth inning that put Pensacola up 8-0.

In addition to winning the final two matchups in the five-game series, Pensacola won the second contest.

This weekend's packed crowds at AT&T Field also came at a time when football camps of all levels are getting started around the region. In addition, the Chattanooga Football Club was playing its National Premier Soccer League semifinal at Finley Stadium on Saturday night.

"There is still plenty of room for baseball this time of year," Mozingo said.

The Lookouts, who are 56-45 overall this season and 13-20 in the second half, open a five-game series in Jackson tonight at 7:05 EDT.

Gibbons guides Kernels to 7-0 shutout

Jared Shlensky / Cedar Rapids Kernels

GEVENA, Ill. - Cedar Rapids shutout the Kane County Cougars, 7-0, on Saturday night. Sam Gibbons (5-2) earned the win. The right-hander struck out a season-high nine in nine scoreless innings. Gibbons retired 10 in a row at one point and allowed just four hits, a walk and a hit batsmen.

Chris Oliver (2-2) suffered the loss for Kane County (27-9, 63-41). The right-hander allowed five unearned runs on five hits and four walks while striking out two over five innings.

Cedar Rapids (21-15, 62-44) took a 2-0 lead on a pair of unearned runs in the top of the third. Rafael Valera led off the inning with a single to right. Tanner English advanced Valera to second with a sacrifice bunt up the third base line. Nick Gordon then drew a walk, giving the Kernels runners on first and second. Two batters later, Zack Larson reached on a Cougars fielding error with two outs. The error scored both Valera and Gordon.

The Kernels extended their lead to five with three unearned runs in the top of the fifth. Gordon reached on a Cougars fielding error to begin the inning. Edgar Corcino advanced Gordon to second with a groundout to the right side. Larson followed Corcino with a walk, giving the Kernels runners on first and second. Brett Doe put the Kernels up 3-0 with a two-out RBI single to left, plating Gordon. Tyler Kuresa loaded the bases full of Kernels after drawing a walk. Alex Real extended the Cedar Rapids lead to 5-0 with a two-run double down the right field line, scoring both Larson and Doe.

Cedar Rapids added their final two runs in the ninth. A leadoff walk to Brian Navarreto followed by a single from Valera gave the Kernels runners on first and second. English put the Kernels up 6-0 with an RBI double to center, scoring Navarreto from second. Three batters later,

Larson drew a walk, loading the bases full of Kernels. Doe followed Larson with an RBI bases loaded walk, bringing in Valera from third for the final run of the night.

Real and Valera led the Kernels with two hits each. Real went 2-for-4 with two doubles and two RBI while Valera finished the evening 2-for-4 with two runs.

Gordon extended his on-base streak to 11 games with a single in the first while Larson extended his on-base streak to 12 games with a walk in the first. English extended his on-base streak to 14 games with an RBI double in the ninth.

The Kernels conclude a three-game series tomorrow evening v. the Kane County Cougars. First pitch in the series finale is at 1:05 p.m. from Fifth Third Bank Ballpark. LHP Luke Westphal (1-2, 3.00) gets the start for Cedar Rapids while RHP Brad Keller (6-8, 2.44) counters for Kane County.

The Kernels open a six-game homestand on Tuesday, August 4th, v. the Dayton Dragons. Tuesday's game v. the Dragons is a Twins Tuesday presented by Great Clips. Get an online coupon from the Kernels Facebook page or email newsletter for a 2 for 1 ticket offer at Tuesday home games as part of Twins Tuesday, presented by Great Clips. The Kernels will wear special jerseys that will be sold via a silent auction at the end of the season and one lucky fan will win a pair of Minnesota Twins tickets given away at every Tuesday home game.

Tickets are available online at www.kernels.com. You can also visit the Kernels Ticket Office at Veterans Memorial Stadium or call 319-896-7560. Morgan Hawk brings you the action of Kernels games live on KMRY Radio (93.1 FM/1450 AM) and online at www.kernels.com.