



Minnesota Twins Minor League Report Sunday, June 28, 2015










Team	Level	Record	Yesterday's Scores	Streak/Last 10
 Rochester Red Wings	Triple-A	37-36; 4.5 GB 2nd in Intl. League North	Postponed: Rain	L1, 5-5
 Chattanooga Lookouts	Double-A	43-28; 2.0 Games Up 1st in Southern League North	L, 7-3 vs. Montgomery	L3, 6-4
 Fort Myers Miracle	High-A	41-32; 4.0 GB 2nd in Fla. State League South	W, 2-1 vs. Dunedin	W10, 10-0
 C. Rapids Kernels	Low-A	42-31; 6.0 GB 2nd in MW League Western	L, 6-4 (10) vs. Quad Cities	L2, 4-6
 Elizabethton Twins	Rookie	2-2; 0.5 GB T-2 nd in App. League West	Postponed: Rain	W1, 2-2
 GCL Twins	Rookie	3-3; 3.0 GB 2 nd in GCL South	L, 3-2 vs. GCL Red Sox	L2, 3-3
 DSL Twins	DSL	13-12, 6.0 GB T-4th in Boca Chica South	L, 3-1, vs. DSL Yankees1	L2, 3-7

Table of Contents

-  Yesterday's Boxscores, Team Stats and Standings **Pg. 2**
-  Minor League Clips **Pg. 19**

Rochester Individual Stats (Batting)

Player	POS	G	AB	R	H	2B	3B	HR	RBI	TB	BB	SO	SB	CS	OBP	SLG	AVG	OPS	E
Eric Fryer	C	45	143	20	47	6	0	0	13	53	19	31	1	1	.411	.371	.329	.782	2
Aaron Hicks	CF	28	111	21	36	10	4	2	14	60	15	22	2	0	.402	.541	.324	.942	0
James Beresford	2B	63	232	30	75	12	1	0	26	89	14	30	1	1	.359	.384	.323	.742	6
Argenis Diaz	SS	48	157	19	43	6	0	0	10	49	14	24	4	1	.341	.312	.274	.653	3
Jose Martinez	2B	51	181	19	49	7	0	2	25	62	9	18	2	1	.302	.343	.271	.645	4
Danny Ortiz	LF	68	254	35	66	19	3	7	43	112	16	53	3	0	.304	.441	.260	.745	3
Reynaldo Rodriguez	RF	67	254	38	63	15	3	7	36	105	18	44	3	3	.300	.413	.248	.713	3
Eric Farris	OF	48	171	16	42	6	0	1	14	51	11	24	3	1	.295	.298	.246	.593	0
Eddie Rosario	CF	23	95	11	23	2	1	3	12	36	5	17	1	1	.280	.379	.242	.659	2
Wilkin Ramirez	RF	30	96	8	23	6	2	1	7	36	2	26	2	0	.248	.375	.240	.623	1
Doug Bernier	SS	46	148	19	35	6	0	1	11	44	16	33	1	0	.311	.297	.236	.608	1
Nate Hanson	1B	13	32	2	7	1	0	0	2	8	5	8	0	0	.324	.250	.219	.574	0
Oswaldo Arcia	LF	24	86	4	16	5	0	1	10	24	5	26	0	0	.223	.279	.186	.502	1
Carlos Paulino	C	3	8	0	1	1	0	0	1	2	0	2	0	0	.125	.250	.125	.375	0

Rochester Individual Stats (Pitching)

Player	W	L	ERA	G	GS	CG	SHO	SV	IP	H	R	ER	HR	HB	BB	SO	WHIP	HLD	GF
Taylor Rogers	6	4	3.18	15	15	1	0	0	96.1	95	37	34	5	2	25	67	1.25	0	0
Pat Dean	5	7	3.16	13	13	1	1	0	85.1	85	32	30	7	3	19	48	1.22	0	0
Jason Wheeler	1	6	5.90	13	13	1	0	0	71.2	90	57	47	10	5	21	39	1.55	0	0
Mark Hamburger	2	1	5.08	22	4	0	0	0	39.0	51	23	22	1	1	20	37	1.82	5	0
Tyler Duffey	2	4	3.35	6	6	0	0	0	37.2	40	17	14	0	1	6	34	1.22	0	0
Lester Oliveros	2	2	3.74	23	4	0	0	0	33.2	35	14	14	3	3	11	43	1.37	3	5
A.J. Achter	3	2	2.48	30	0	0	0	12	32.2	14	9	9	5	1	6	31	0.61	1	23
Logan Darnell	1	0	3.27	21	0	0	0	0	22.0	27	9	8	0	0	11	23	1.73	4	1
Caleb Thielbar	4	3	2.45	20	0	0	0	0	22.0	22	6	6	1	0	12	13	1.55	3	7
Stephen Pryor	1	0	9.00	8	0	0	0	0	13.0	13	13	13	5	0	12	13	1.92	0	1
Michael Tonkin	0	1	2.13	13	0	0	0	6	12.2	10	3	3	1	0	2	17	0.95	0	12
Ervin Santana	2	0	2.84	2	2	0	0	0	12.2	12	4	4	2	1	4	6	1.26	0	0
Ryan O'Rourke	0	0	6.57	17	0	0	0	0	12.1	13	9	9	1	0	6	19	1.54	2	8
Greg Peavey	0	1	5.68	1	1	0	0	0	6.1	9	4	4	0	0	0	5	1.42	0	0
Cole Johnson	0	0	0.00	3	0	0	0	0	4.1	3	0	0	0	0	2	3	1.15	0	3

International League North

	W	L	PCT	GB	Home	Away	Div	Streak	Last10
Scranton/Wilkes-Barre RailRiders	43	33	.566	-	19-23	24-10	27-15	L2	5-5
Rochester Red Wings	37	36	.507	4.5	20-16	17-20	20-19	L1	5-5
Pawtucket Red Sox	37	39	.487	6.0	21-19	16-20	18-17	W1	5-5
Buffalo Bisons	36	39	.480	6.5	19-19	17-20	19-15	W2	5-5
Lehigh Valley IronPigs	29	47	.382	14.0	15-24	14-23	16-21	L2	5-5
Syracuse Chiefs	26	50	.342	17.0	15-24	11-26	9-22	L4	4-6

International League South

	W	L	PCT	GB	Home	Away	Div	Streak	Last10
Charlotte Knights	43	31	.581	-	26-12	17-19	12-10	W3	8-2
Norfolk Tides	42	32	.568	1.0	20-12	22-20	13-12	W5	6-4
Durham Bulls	40	35	.533	3.5	19-17	21-18	12-12	L3	2-8
Gwinnett Braves	37	37	.500	6.0	22-19	15-18	11-14	L1	6-4

International League West

	W	L	PCT	GB	Home	Away	Div	Streak	Last10
Indianapolis Indians	45	31	.592	-	24-15	21-16	14-12	W3	4-6
Columbus Clippers	40	35	.533	4.5	22-14	18-21	15-12	W1	6-4
Louisville Bats	37	38	.493	7.5	18-19	19-19	11-16	W2	5-5
Toledo Mud Hens	33	42	.440	11.5	15-17	18-25	15-15	L1	5-5

Montgomery Biscuits (37-34) 7, Chattanooga Lookouts (43-28) 3
 June 27, 2015

	1	2	3	4	5	6	7	8	9	R	H	E
Chattanooga	0	0	0	1	0	2	0	0	0	3	5	2
Montgomery	1	0	2	0	0	0	3	1	x	7	10	1

Chattanooga Lookouts

Player	Pos	AB	R	H	2B	3B	HR	RBI	BB	SO	AVG
Levi Michael	DH	4	0	0	0	0	0	0	0	4	.275
Jorge Polanco	SS	4	0	0	0	0	0	0	0	1	.289
Miguel Sano	3B	2	2	2	0	0	0	0	2	0	.266
Max Kepler	RF	4	0	0	0	0	0	0	0	1	.335
Adam Brett Walker II	LF	4	1	1	0	0	1	2	0	2	.269
Heiker Meneses	2B	4	0	1	0	0	0	0	0	2	.257
Stephen Wickens	1B	3	0	1	0	0	0	0	1	0	.231
Stuart Turner	C	3	0	0	0	0	0	0	0	1	.186
a- Travis Harrison	PH	1	0	0	0	0	0	0	0	0	.258
Niko Goodrum	CF	2	0	0	0	0	0	0	1	1	.235
Totals		31	3	5	0	0	1	2	4	12	.264

a- Grounded out for Turner in the 9th.

BATTING

HR: Walker (21, 6th inning off Faria, 1 on, 2 out).

TB: Wickens; Walker 4; Meneses; Sano 2.

RBI: Walker 2 (63).

2-out RBI: Walker 2.

Runners left in scoring position, 2 out: Michael 3.

Team RISP: 0-for-3.

Team LOB: 5.

BASERUNNING

SB: Wickens 2 (11, 2nd base off Faria/DePew, 3rd base off Faria/DePew), Goodrum (5, 2nd base off Faria/DePew).

CS: Meneses (3, 2nd base by Faria/DePew).

FIELDING

E: Wickens (5, fielding), Sano (15, throw).

Montgomery Biscuits

Player	Pos	AB	R	H	2B	3B	HR	RBI	BB	SO	AVG
Joey Rickard	LF	2	2	2	0	0	0	1	3	0	.331
Johnny Field	CF	5	1	0	0	0	0	0	0	0	.282
Cameron Seitzer	DH	3	1	2	0	0	1	4	1	0	.317
Dayron Varona	RF	4	0	0	0	0	0	1	0	0	.226
Patrick Leonard	3B	4	1	1	0	0	0	0	0	1	.227
Jake Bauers	1B	4	0	0	0	0	0	0	0	2	.273
Leonardo Reginatto	2B	3	1	2	0	0	0	0	1	0	.327
Jake DePew	C	4	0	2	0	0	0	1	0	0	.250
Juniel Querecuto	SS	4	1	1	0	0	0	0	0	1	.160
Totals		33	7	10	0	0	1	7	5	4	.263

BATTING

HR: Seitzer (5, 3rd inning off Lee, 1 on, 2 out).

TB: Leonard; Querecuto; Reginatto 2; Seitzer 5; DePew 2; Rickard 2.

RBI: Seitzer 4 (30), Rickard (20), Varona (7), DePew (10).

2-out RBI: Seitzer 2.

Runners left in scoring position, 2 out: Seitzer; Field 2.

Team RISP: 3-for-10.

Team LOB: 7.

BASERUNNING

SB: Rickard (8, 2nd base off Lee/Turner).

CS: Querecuto (2, 2nd base by Lee/Turner).

FIELDING

E: Leonard (6, throw).

Chattanooga Lookouts

Player	IP	H	R	ER	BB	SO	HR	ERA
Brett Lee	5.0	4	3	3	3	1	1	5.16
Jake Reed (L, 3-3)	2.0	3	3	1	1	1	0	5.28
J.T. Chargois	1.0	3	1	1	1	2	0	2.08
Totals	8.0	10	7	5	5	4	1	4.14

Montgomery Biscuits

Player	IP	H	R	ER	BB	SO	HR	ERA
Jacob Faria	6.0	5	3	2	2	8	1	3.00
Matt Lollis (W, 1-2)	1.0	0	0	0	1	2	0	4.13
Parker Markel	2.0	0	0	0	1	2	0	2.40
Totals	9.0	5	3	2	4	12	1	3.77

Game Scores: Lee 45, Faria 58.

Pitches-strikes: Lee 79-47, Reed 36-22, Chargois 26-16, Faria 99-63, Lollis 20-11, Markel 29-15.

Groundouts-flyouts: Lee 7-3, Reed 3-1, Chargois 0-0, Faria 3-3, Lollis 1-0, Markel 1-1.

Batters faced: Lee 21, Reed 10, Chargois 7, Faria 24, Lollis 4, Markel 7.

Ejections: Montgomery Biscuits Manager Brady Williams ejected by 1B umpire Jose Esteras (7th)

Umpires: HP: Clint Vondrak. 1B: Jose Esteras. 3B: Alex Ziegler.

Weather: 81 degrees, overcast.

Wind: 7 mph, In from RF.

T: 2:49.

Att: 5,069.

Venue: Montgomery Riverwalk Stadium.

June 27, 2015

Individual Stats (Batting)

Player	POS	G	AB	R	H	2B	3B	HR	RBI	TB	BB	SO	SB	CS	OBP	SLG	AVG	OPS	E
Max Kepler	CF	56	206	37	69	18	8	3	29	112	24	27	11	3	.405	.544	.335	.949	3
Dalton Hicks	1B	23	83	11	24	6	1	3	14	41	15	25	0	1	.394	.494	.289	.888	1
Jorge Polanco	SS	63	263	36	76	12	2	4	27	104	18	37	14	6	.333	.395	.289	.729	15
Byron Buxton	CF	59	237	44	67	7	12	6	37	116	26	51	20	2	.351	.489	.283	.840	2
Levi Michael	2B	24	80	20	22	4	3	2	14	38	12	21	8	2	.392	.475	.275	.867	3
Carlos Paulino	C	20	63	4	17	4	1	0	8	23	7	6	0	0	.343	.365	.270	.708	3
Adam Brett Walker II	OF	69	260	48	70	17	2	21	63	154	20	107	2	2	.324	.592	.269	.916	5
Miguel Sano	3B	64	233	52	62	17	1	14	45	123	36	66	5	1	.366	.528	.266	.894	15
Travis Harrison	LF	68	240	40	62	18	2	3	34	93	33	64	2	6	.365	.388	.258	.753	4
Heiker Meneses	3B	45	144	15	37	6	1	0	21	45	9	31	6	3	.308	.313	.257	.620	3
Niko Goodrum	3B	10	34	6	8	2	0	0	1	10	5	11	5	0	.333	.294	.235	.627	0
Stephen Wickens	2B	42	121	18	28	4	2	1	8	39	15	22	11	3	.321	.322	.231	.644	5
Mike Gonzales	1B	58	201	24	46	9	0	5	32	70	24	54	0	0	.317	.348	.229	.666	0
Stuart Turner	C	50	172	20	32	5	1	3	16	48	22	39	4	1	.281	.279	.186	.560	3
Jairo Rodriguez	C	7	15	1	2	0	0	0	0	2	0	5	0	0	.133	.133	.133	.267	0

Individual Stats (Pitching)

Player	W	L	ERA	G	GS	CG	SHO	SV	IP	H	R	ER	HR	HB	BB	SO	WHIP	HLD	GF
Jose Berrios	7	3	3.23	14	14	1	1	0	83.2	75	31	30	6	5	23	86	1.17	0	0
Greg Peavey	6	2	4.66	13	13	0	0	0	73.1	79	40	38	7	4	14	39	1.27	0	0
Alex Wimmers	5	1	4.41	13	13	0	0	0	69.1	67	34	34	4	0	27	65	1.36	0	0
D.J. Baxendale	3	1	3.31	11	10	0	0	0	54.1	55	20	20	3	0	20	50	1.38	0	0
Tyler Duffey	2	2	2.56	8	8	0	0	0	52.2	46	19	15	0	1	12	54	1.10	0	0
Jake Reed	3	3	5.28	23	0	0	0	1	30.2	35	28	18	2	3	11	30	1.50	6	3
David Hurlbut	3	3	6.53	6	6	0	0	0	30.1	35	24	22	2	1	11	20	1.52	0	0
Nick Burdi	3	4	5.93	22	0	0	0	1	30.1	32	22	20	2	1	22	33	1.78	5	5
Cole Johnson	2	1	3.18	18	0	0	0	2	28.1	26	11	10	0	3	9	33	1.24	2	6
Zach Jones	3	2	3.96	24	0	0	0	10	25.0	21	11	11	2	1	10	28	1.24	0	21
D.J. Johnson	0	0	6.65	18	0	0	0	3	23.0	25	17	17	1	2	13	14	1.65	2	10
Tim Shibuya	0	2	4.37	13	1	0	0	0	22.2	26	13	11	1	3	5	12	1.37	1	6
Madison Boer	3	2	4.76	12	1	0	0	1	22.2	25	13	12	0	1	10	13	1.54	1	3
Brett Lee	0	1	5.16	4	4	0	0	0	22.2	21	13	13	1	1	10	8	1.37	0	0
Dallas Gallant	1	1	5.06	12	0	0	0	1	16.0	17	11	9	1	3	8	9	1.56	1	7
Adrian Salcedo	0	0	1.38	5	1	0	0	0	13.0	9	2	2	1	0	5	10	1.08	1	2
J.T. Chargois	1	0	2.08	9	0	0	0	5	8.2	9	2	2	0	0	5	8	1.62	0	7
Brandon Peterson	1	0	0.00	3	0	0	0	0	5.2	0	0	0	0	0	1	9	0.18	0	0
Ryan O'Rourke	0	0	0.00	2	0	0	0	0	1.1	2	0	0	0	0	0	3	1.50	2	0

Southern League North

	W	L	PCT	GB	Home	Away	Div	Streak	Last10
Chattanooga Lookouts	43	28	.606	-	18-13	25-15	30-18	L3	6-4
Tennessee Smokies	41	30	.577	2.0	22-14	19-16	21-18	W5	9-1
Montgomery Biscuits	37	34	.521	6.0	22-16	15-18	17-20	W3	6-4
Birmingham Barons	35	37	.486	8.5	17-22	18-15	18-19	L1	5-5
Jackson Generals	30	41	.423	13.0	12-20	18-21	13-24	W1	5-5

Southern League South

	W	L	PCT	GB	Home	Away	Div	Streak	Last10
Biloxi Shuckers	45	26	.634	-	21-13	24-13	31-17	W2	8-2
Mississippi Braves	34	37	.479	11.0	20-18	14-19	17-19	L1	2-8
Mobile BayBears	34	37	.479	11.0	16-19	18-18	24-16	L2	4-6
Jacksonville Suns	30	42	.417	15.5	17-20	13-22	13-20	L2	2-8
Pensacola Blue Wahoos	27	44	.380	18.0	13-23	14-21	14-27	W1	4-6

Fort Myers Miracle (41-32) 2, Dunedin Blue Jays (32-41) 1
June 27, 2015

	1	2	3	4	5	6	7	8	9	R	H	E
Fort Myers	0	0	0	0	0	2	0	0	0	2	4	1
Dunedin	0	0	0	0	0	1	0	0	0	1	7	0

Fort Myers Miracle

Player	Pos	AB	R	H	2B	3B	HR	RBI	BB	SO	AVG
Zach Granite	LF	4	1	0	0	0	0	0	0	2	.262
Ryan Walker	2B	3	1	0	0	0	0	0	1	1	.232
Alex Swim	DH	4	0	0	0	0	0	0	0	1	.310
Marcus Knecht	RF	4	0	2	1	0	0	2	0	1	.259
Mitch Garver	1B	4	0	2	1	0	0	0	0	0	.238
Jason Kanzler	CF	4	0	0	0	0	0	0	0	0	.231
Aderlin Mejia	3B	3	0	0	0	0	0	0	1	1	.172
Michael Quesada	C	3	0	0	0	0	0	0	0	0	.175
Engelb Vielma	SS	2	0	0	0	0	0	0	1	0	.234
Totals		31	2	4	2	0	0	2	3	6	.244

BATTING

2B: Garver (12, Hoffman), Knecht (14, Gonzalez, Al).

TB: Knecht 3; Garver 3.

RBI: Knecht 2 (34).

2-out RBI: Knecht 2.

Runners left in scoring position, 2 out: Mejia, A 2; Garver; Vielma.

GIDP: Garver.

Team RISP: 1-for-9.

Team LOB: 5.

FIELDING

E: Vielma (11, throw).

DP: (Vielma-Walker-Garver).

Dunedin Blue Jays

Player	Pos	AB	R	H	2B	3B	HR	RBI	BB	SO	AVG
Anthony Alford	CF	4	0	1	1	0	0	0	0	0	.231
Dickie Joe Thon	2B	4	0	0	0	0	0	0	0	1	.211
J.D. Davis	LF	4	0	0	0	0	0	0	0	2	.261
Rowdy Tellez	1B	4	1	2	0	0	1	1	0	0	.462
Dawel Lugo	SS	4	0	0	0	0	0	0	0	2	.220
L.B. Dantzler	DH	2	0	2	0	0	0	0	2	0	.308
1- Christian Lopes	PR-DH	0	0	0	0	0	0	0	0	0	.286
Emilio Guerrero	3B	3	0	2	1	0	0	0	0	0	.215
Derrick Loveless	RF	4	0	0	0	0	0	0	0	1	.233
Martin Medina	C	4	0	0	0	0	0	0	0	3	.333
Totals		33	1	7	2	0	1	1	2	9	.240

1-Ran for Dantzler in the 9th.

BATTING

2B: Guerrero, Em (2, Eades), Alford (1, Eades).

HR: Tellez (2, 6th inning off Eades, 0 on, 0 out).

TB: Guerrero, Em 3; Alford 2; Tellez 5; Dantzler 2.

RBI: Tellez (3).

Runners left in scoring position, 2 out: Loveless 3; Davis, J; Medina.

SAC: Guerrero, Em.
GIDP: Guerrero, Em.
Team RISP: 0-for-6.
Team LOB: 8.

FIELDING

DP: (Guerrero, Em-Thon-Tellez).

Fort Myers Miracle

Player	IP	H	R	ER	BB	SO	HR	ERA
Ryan Eades (W, 5-1)	7.0	5	1	1	2	6	1	2.92
Corey Williams (H, 2)	1.0	2	0	0	0	1	0	1.54
D.J. Johnson (S, 3)	1.0	0	0	0	0	2	0	0.00
Totals	9.0	7	1	1	2	9	1	2.66

Dunedin Blue Jays

Player	IP	H	R	ER	BB	SO	HR	ERA
Jeff Hoffman	5.0	2	0	0	1	6	0	3.72
Alonzo Gonzalez (L, 0-1)	3.0	1	2	2	2	0	0	5.17
Brady Dragmire	1.0	1	0	0	0	0	0	8.78
Totals	9.0	4	2	2	3	6	0	4.20

Williams, C pitched to 1 batter in the 9th.

Game Scores: Eades 67, Hoffman 68.

WP: Johnson, D, Hoffman, Gonzalez, Al.

Groundouts-flyouts: Eades 9-4, Williams, C 2-0, Johnson, D 1-0, Hoffman 6-2, Gonzalez, Al 7-1, Dragmire 2-0.

Batters faced: Eades 28, Williams, C 5, Johnson, D 3, Hoffman 17, Gonzalez, Al 13, Dragmire 4.

Inherited runners-scored: Johnson, D 1-0.

Umpires: HP: John Mang. 1B: Matt Winter.

Weather: 86 degrees, partly cloudy.

Wind: 10 mph, R to L.

T: 2:28.

Att: 1,251.

Venue: Florida Auto Exchange Stadium.

June 27, 2015

Individual Stats (Batting)

Player	POS	G	AB	R	H	2B	3B	HR	RBI	TB	BB	SO	SB	CS	OBP	SLG	AVG	OPS	E
Alex Swim	C	63	261	28	81	7	2	0	27	92	17	26	5	4	.355	.352	.310	.707	4
Chad Christensen	OF	64	238	28	64	13	0	2	25	83	21	64	11	3	.331	.349	.269	.680	2
Zach Granite	CF	50	195	31	51	6	0	1	13	60	19	35	7	6	.330	.308	.262	.638	1
Marcus Knecht	RF	61	228	28	59	14	2	1	34	80	28	47	8	0	.352	.351	.259	.703	1
Bryan Haar	3B	55	209	16	53	13	0	1	17	69	19	53	1	0	.326	.330	.254	.656	6
Max Kepler	CF	6	24	4	6	2	0	0	0	8	2	5	1	0	.308	.333	.250	.641	0
Mitch Garver	C	63	210	16	50	12	0	0	27	62	35	41	2	0	.357	.295	.238	.652	1
Engelb Vielma	SS	66	235	23	55	4	1	1	17	64	16	41	17	6	.280	.272	.234	.552	11
Ryan Walker	SS	27	95	12	22	2	0	0	6	24	7	19	1	2	.290	.253	.232	.542	3
Jason Kanzler	CF	51	173	24	40	5	0	4	16	57	15	48	10	7	.320	.329	.231	.649	1
Logan Wade	2B	45	155	13	35	10	1	2	16	53	9	28	2	0	.268	.342	.226	.610	7
Niko Goodrum	3B	53	205	24	45	11	1	4	19	70	32	59	11	5	.329	.341	.220	.671	14
Tanner Vavra	2B	44	117	16	24	3	0	0	8	27	5	27	4	2	.279	.231	.205	.510	4
Michael Quesada	C	30	97	4	17	3	1	0	7	22	10	35	0	0	.264	.227	.175	.490	3
Aderlin Mejia	2B	24	93	5	16	1	0	0	7	17	13	12	1	2	.266	.183	.172	.449	3

Individual Stats (Pitching)

Player	W	L	ERA	G	GS	CG	SHO	SV	IP	H	R	ER	HR	HB	BB	SO	WHIP	HLD	GF
Aaron Slegers	4	4	3.27	13	13	1	1	0	77.0	72	37	28	4	2	17	54	1.16	0	0
Ryan Eades	5	1	2.92	12	12	0	0	0	74.0	71	26	24	4	3	21	49	1.24	0	0
Kohl Stewart	3	4	3.62	11	11	0	0	0	59.2	67	32	24	0	2	21	30	1.47	0	0
Chih-Wei Hu	4	1	2.43	10	10	0	0	0	55.2	49	18	15	4	2	12	55	1.10	0	0
Alex Muren	2	2	1.64	25	0	0	0	2	44.0	33	10	8	1	0	13	41	1.05	2	6
Todd Van Steensel	1	2	1.87	25	0	0	0	8	43.1	29	9	9	2	2	20	60	1.13	2	13
Brett Lee	1	3	3.29	6	6	0	0	0	38.1	40	15	14	0	0	12	20	1.36	0	0
Brian Gilbert	2	2	2.10	23	0	0	0	0	34.1	22	9	8	0	2	21	29	1.25	2	5
Ethan Mildren	1	4	5.45	8	6	0	0	0	33.0	49	23	20	4	1	9	15	1.76	1	1
Luke Westphal	3	3	3.82	16	5	0	0	0	33.0	42	16	14	0	2	15	24	1.73	1	4
Brandon Peterson	1	0	0.85	21	0	0	0	3	31.2	14	3	3	0	0	15	44	0.92	2	8
Mat Batts	2	1	1.76	5	5	1	1	0	30.2	27	8	6	2	3	3	23	0.98	0	0
Madison Boer	2	2	1.62	11	0	0	0	1	16.2	8	3	3	0	1	6	11	0.84	0	8
Matt Summers	2	1	2.93	10	0	0	0	0	15.1	12	7	5	0	2	4	9	1.04	0	4
J.T. Chargois	1	0	2.40	16	0	0	0	4	15.0	12	8	4	0	0	5	19	1.13	1	10
Stephen Gonsalves	1	0	5.14	3	3	0	0	0	14.0	13	8	8	1	1	10	6	1.64	0	0
Tim Shibuya	1	0	0.66	6	0	0	0	0	13.2	9	1	1	0	0	1	13	0.73	0	1
David Hurlbut	0	1	0.00	2	1	0	0	0	12.0	6	4	0	0	1	3	9	0.75	0	1
Corey Williams	3	0	1.54	8	0	0	0	0	11.2	10	2	2	0	0	5	7	1.29	2	1
D.J. Johnson	1	0	0.00	6	0	0	0	3	9.0	3	0	0	0	0	2	11	0.56	1	4
Dallas Gallant	0	1	7.71	3	0	0	0	0	2.1	5	2	2	1	0	1	1	2.57	0	3
Alexis Tapia	0	0	0.00	2	0	0	0	0	2.0	2	0	0	0	0	0	1	1.00	0	2
Dereck Rodriguez	0	0	0.00	1	0	0	0	0	2.0	1	0	0	0	0	2	2	1.50	0	0
Tyler Jay	0	0	0.00	1	0	0	0	0	1.0	1	0	0	0	0	0	1	1.00	0	0

Florida State League North

	W	L	PCT	GB	Home	Away	Div	Streak	Last10
Clearwater Threshers	40	33	.548	-	20-18	20-15	26-22	W8	8-2
Daytona Tortugas	37	35	.514	2.5	25-12	12-23	25-22	L9	1-9
Lakeland Flying Tigers	35	36	.493	4.0	15-20	20-16	24-22	W8	8-2
Tampa Yankees	34	38	.472	5.5	16-19	18-19	23-24	L3	4-6
Dunedin Blue Jays	32	41	.438	8.0	18-19	14-22	23-25	L3	3-7
Brevard County Manatees	30	41	.423	9.0	19-19	11-22	20-26	L1	3-7

Florida State League South

	W	L	PCT	GB	Home	Away	Div	Streak	Last10
Charlotte Stone Crabs	45	28	.616	-	24-12	21-16	30-18	L5	2-8
Fort Myers Miracle	41	32	.562	4.0	24-13	17-19	24-24	W10	10-0
St. Lucie Mets	37	36	.507	8.0	20-14	17-22	24-24	W2	5-5
Jupiter Hammerheads	35	38	.479	10.0	16-21	19-17	22-26	L3	4-6
Palm Beach Cardinals	35	38	.479	10.0	17-19	18-19	21-27	W3	6-4
Bradenton Marauders	34	39	.466	11.0	12-23	22-16	23-25	W1	5-5

Quad Cities River Bandits (47-24) 6, Cedar Rapids Kernels (42-31) 4
June 27, 2015

	1	2	3	4	5	6	7	8	9	10	R	H	E
Quad Cities	0	0	1	1	1	0	0	0	1	2	6	13	1
Cedar Rapids	0	0	0	0	0	4	0	0	0	0	4	7	0

Quad Cities River Bandits

Player	Pos	AB	R	H	2B	3B	HR	RBI	BB	SO	AVG
Jamie Ritchie	DH	4	1	0	0	0	0	0	2	1	.260
Alex Bregman	SS	5	0	1	1	0	0	1	1	0	.200
Jacob Nottingham	C	3	0	2	0	0	0	1	2	0	.326
Nick Tanielu	3B	6	0	2	0	0	0	2	0	1	.301
Jason Martin	LF	5	1	2	0	0	1	1	0	1	.292
Ryan Bottger	1B	3	1	2	0	0	0	0	2	0	.227
Sean McMullen	RF	5	0	0	0	0	0	0	0	4	.237
Kristian Trompiz	2B	4	1	2	0	0	0	0	1	1	.255
Bobby Boyd	CF	5	2	2	0	0	0	1	0	0	.269
Totals		40	6	13	1	0	1	6	8	8	.267

BATTING

2B: Bregman (1, Booser).
HR: Martin (4, 4th inning off Steele, 0 on, 1 out).
TB: Martin 5; Tanielu 2; Boyd 2; Nottingham 2; Bregman 2; Trompiz 2; Bottger 2.
RBI: Nottingham (46), Martin (24), Tanielu 2 (32), Boyd (19), Bregman (1).
2-out RBI: Nottingham; Tanielu 2; Bregman.
Runners left in scoring position, 2 out: Trompiz; Boyd; Tanielu 3; Martin.
GIDP: Bregman.
Team RISP: 5-for-11.
Team LOB: 13.

BASERUNNING

SB: Trompiz (2, 2nd base off Steele/Real), Boyd (14, 3rd base off Booser/Real).
CS: Nottingham (2, 2nd base by Steele/Real), Martin (5, 2nd base by Wilson/Real).

FIELDING

E: Bottger (2, fielding).
Outfield assists: McMullen (Real at home).
DP: (Tanielu-Trompiz-Bottger).

Cedar Rapids Kernels

Player	Pos	AB	R	H	2B	3B	HR	RBI	BB	SO	AVG
Tanner English	CF	4	1	1	0	0	0	0	1	2	.234
Nick Gordon	SS	4	1	1	0	0	0	1	0	0	.247
Edgar Corcino	RF	4	1	1	1	0	0	2	0	0	.270
Alex Real	C	4	0	1	0	0	0	1	0	0	.333
Brett Doe	1B	4	0	0	0	0	0	0	0	1	.302
Zack Larson	LF	4	0	1	0	0	0	0	0	1	.240
T.J. White	3B	4	0	0	0	0	0	0	0	2	.227
Jorge Fernandez	DH	4	0	1	0	0	0	0	0	2	.196
Rafael P Valera	2B	4	1	1	0	0	0	0	0	1	.320
Totals		36	4	7	1	0	0	4	1	9	.243

BATTING

2B: Corcino (5, Dykxhoorn).
TB: English; Gordon; Larson; Valera, R; Fernandez, J; Real; Corcino 2.

RBI: Gordon (27), Corcino 2 (17), Real (8).

GIDP: Gordon.

Team RISP: 4-for-4.

Team LOB: 3.

BASERUNNING

SB: English (21, 3rd base off Dykxhoorn/Nottingham), Gordon (16, 2nd base off Dykxhoorn/Nottingham).

FIELDING

Outfield assists: English (Nottingham at 3rd base).

DP: (Steele-Gordon-Doe, B).

Quad Cities River Bandits

Player	IP	H	R	ER	BB	SO	HR	ERA
Brock Dykxhoorn	5.1	4	4	3	1	4	0	4.20
Aaron Greenwood	1.2	2	0	0	0	1	0	0.63
Ryan Thompson (W, 2-2)	3.0	1	0	0	0	4	0	3.58
Totals	10.0	7	4	3	1	9	0	2.77

Cedar Rapids Kernels

Player	IP	H	R	ER	BB	SO	HR	ERA
Keaton Steele	4.2	5	3	3	4	2	1	3.46
Jared Wilson	3.1	4	0	0	0	4	0	3.41
Cameron Booser (BS, 3)(L, 1-2)	2.0	4	3	3	4	2	0	2.35
Totals	10.0	13	6	6	8	8	1	2.78

Game Scores: Dykxhoorn 49, Steele 40.

WP: Steele, Wilson 3.

HBP: Nottingham (by Wilson).

Groundouts-flyouts: Dykxhoorn 10-1, Greenwood 1-2, Thompson 5-0, Steele 4-6, Wilson 2-2, Booser 1-2.

Batters faced: Dykxhoorn 21, Greenwood 6, Thompson 10, Steele 21, Wilson 14, Booser 14.

Inherited runners-scored: Greenwood 1-1, Wilson 2-1.

Umpires: HP: C.J. Davis. 1B: J.C. Yelez.

Weather: 77 degrees, clear.

Wind: 5 mph, L to R.

T: 2:48.

Att: 4,315.

Venue: Perfect Game Field.

June 27, 2015

Individual Stats (Batting)

Player	POS	G	AB	R	H	2B	3B	HR	RBI	TB	BB	SO	SB	CS	OBP	SLG	AVG	OPS	E
Zach Granite	CF	19	67	17	24	5	1	0	5	31	12	6	7	1	.463	.463	.358	.925	0
Trey Vavra	1B	42	156	29	54	10	1	6	28	84	13	30	2	0	.406	.538	.346	.944	2
Alex Real	C	19	69	7	23	4	0	1	8	30	8	6	0	1	.397	.435	.333	.832	0
Brett Doe	C	35	126	10	38	7	0	2	18	51	9	21	3	0	.364	.405	.302	.768	3
Edgar Corcino	3B	23	89	14	24	5	2	1	17	36	8	16	4	0	.320	.404	.270	.724	2
Nick Gordon	SS	63	247	42	61	8	2	0	27	73	24	49	16	5	.324	.296	.247	.619	10
Zack Larson	RF	62	233	31	56	13	1	0	37	71	24	48	8	1	.314	.305	.240	.618	1
Tanner English	CF	62	218	37	51	8	6	2	16	77	36	51	21	3	.346	.353	.234	.700	1
Max Murphy	LF	62	234	40	54	10	6	4	27	88	22	59	4	1	.311	.376	.231	.687	5
T.J. White	3B	65	233	20	53	8	4	0	24	69	28	32	11	2	.324	.296	.227	.620	11
Blake Schmit	SS	18	62	8	14	2	1	1	12	21	6	11	1	0	.355	.339	.226	.694	0
Pat Kelly	2B	54	194	26	43	7	3	3	24	65	13	43	1	2	.274	.335	.222	.609	3
Jorge Fernandez	C	43	163	16	32	11	1	2	19	51	12	52	0	1	.258	.313	.196	.571	6
Tyler Kuresa	1B	36	134	6	26	7	0	1	11	36	7	29	0	0	.236	.269	.194	.505	5
Brian Navarro	C	35	121	6	22	3	0	0	4	25	4	24	0	0	.206	.207	.182	.413	1
Jonatan Hinojosa	3B	18	65	8	10	1	0	0	2	11	5	21	3	3	.211	.169	.154	.380	4

Individual Stats (Pitching)

Player	W	L	ERA	G	GS	CG	SHO	SV	IP	H	R	ER	HR	HB	BB	SO	WHIP	HLD	GF
Felix Jorge	3	3	2.37	12	12	0	0	0	76.0	53	24	20	7	1	16	62	0.91	0	0
Jared Wilson	5	2	3.41	13	11	0	0	0	60.2	62	24	23	4	4	29	37	1.50	1	0
Stephen Gonsalves	6	1	1.15	9	9	0	0	0	55.0	29	8	7	2	4	15	77	0.80	0	0
Zach Tillery	4	2	2.28	15	6	0	0	1	47.1	30	13	12	1	2	17	44	0.99	0	6
Randy LeBlanc	5	1	1.70	19	0	0	0	1	42.1	33	8	8	1	4	12	39	1.06	3	7
Keaton Steele	2	2	3.46	7	6	0	0	0	41.2	38	19	16	4	1	12	32	1.20	0	1
Mat Batts	3	2	2.21	7	7	1	0	0	40.2	31	14	10	0	2	11	44	1.03	0	0
Trevor Hildenberger	2	1	0.96	21	0	0	0	8	37.1	21	6	4	0	1	5	49	0.70	1	16
Michael Theofanopoulos	1	2	2.21	19	0	0	0	0	36.2	31	10	9	1	0	13	39	1.20	5	8
Michael Cederoth	1	4	4.08	11	6	0	0	0	35.1	33	23	16	2	2	18	37	1.44	1	1
Cameron Booser	1	2	2.35	22	0	0	0	7	30.2	18	10	8	0	0	26	46	1.43	0	15
Samuel Clay	0	2	4.50	9	0	0	0	0	18.0	15	9	9	0	1	18	19	1.83	1	2
Luke Bard	5	0	1.56	10	0	0	0	0	17.1	12	3	3	0	1	3	10	0.87	0	5
Jose Velez	0	1	4.11	8	0	0	0	0	15.1	15	8	7	1	3	7	22	1.43	1	2
C.K. Irby	0	0	3.21	10	0	0	0	1	14.0	9	5	5	0	0	14	20	1.64	1	6

Midwest League Eastern

	W	L	PCT	GB	Home	Away	Div	Streak	Last10
Lansing Lugnuts	43	30	.589	-	23-15	20-15	37-24	W1	7-3
Dayton Dragons	41	32	.562	2.0	22-13	19-19	34-27	W1	8-2
Great Lakes Loons	39	32	.549	3.0	19-16	20-16	29-31	L1	4-6
Bowling Green Hot Rods	38	35	.521	5.0	22-16	16-19	29-32	L1	1-9
Lake County Captains	36	35	.507	6.0	18-18	18-17	27-33	L5	3-7
West Michigan Whitecaps	35	37	.486	7.5	19-16	16-21	31-30	L1	5-5
Fort Wayne TinCaps	34	37	.479	8.0	19-17	15-20	27-33	W1	7-3
South Bend Cubs	32	38	.457	9.5	17-17	15-21	28-32	W5	6-4

Midwest League Western

	W	L	PCT	GB	Home	Away	Div	Streak	Last10
Quad Cities River Bandits	47	24	.662	-	21-13	26-11	42-19	W2	7-3
Cedar Rapids Kernels	42	31	.575	6.0	20-18	22-13	38-23	L2	4-6
Kane County Cougars	38	33	.535	9.0	17-17	21-16	33-27	W2	7-3
Burlington Bees	38	34	.528	9.5	25-12	13-22	31-30	W3	6-4
Peoria Chiefs	34	37	.479	13.0	18-19	16-18	30-30	L2	5-5
Clinton LumberKings	27	45	.375	20.5	14-21	13-24	27-34	L1	4-6
Beloit Snappers	26	47	.356	22.0	14-21	12-26	23-38	L3	1-9
Wisconsin Timber Rattlers	25	48	.342	23.0	12-26	13-22	19-42	W1	5-5

Elizabethton Individual Stats (Batting)

Player	POS	G	AB	R	H	2B	3B	HR	RBI	TB	BB	SO	SB	CS	OBP	SLG	AVG	OPS	E
<u>Austin Diemer</u>	CF	4	16	2	8	0	0	2	4	14	0	4	1	0	.500	.875	.500	1.375	1
<u>Tyler Kuresa</u>	1B	4	14	5	5	1	0	2	5	12	3	4	0	0	.471	.857	.357	1.328	0
<u>A.J. Murray</u>	C	3	9	2	3	1	0	1	1	7	2	2	0	0	.500	.778	.333	1.278	0
<u>Kamran Young</u>	OF	1	3	1	1	0	0	0	1	1	1	1	0	0	.500	.333	.333	.833	0
<u>LaMonte Wade</u>	OF	4	15	2	5	0	2	0	3	9	1	2	1	1	.412	.600	.333	1.012	1
<u>Brad Hartong</u>	C	1	4	1	1	0	0	0	1	1	0	1	0	0	.250	.250	.250	.500	
<u>Rainis Silva</u>	C	4	15	4	3	0	0	0	0	3	2	4	0	0	.294	.200	.200	.494	0
<u>Sean Miller</u>	SS	3	13	0	2	0	1	0	0	4	0	2	0	1	.154	.308	.154	.462	0
<u>Nelson Molina</u>	3B	3	8	1	1	0	0	0	1	1	2	0	0	1	.300	.125	.125	.425	0
<u>Daniel Kihle</u>	CF	3	10	0	1	0	0	0	2	1	1	6	0	0	.250	.100	.100	.350	0
<u>Manuel Guzman</u>	SS	4	12	0	1	0	0	0	0	1	1	1	0	0	.154	.083	.083	.237	1
<u>Alex Perez</u>	SS	2	8	0	0	0	0	0	0	0	0	0	0	0	.000	.000	.000	.000	0
<u>Ariel Montesino</u>	LF	1	4	0	0	0	0	0	0	0	0	0	0	0	.000	.000	.000	.000	0

Elizabethton Individual Stats (Pitching)

Player	W	L	ERA	G	GS	CG	SHO	SV	IP	H	R	ER	HR	HB	BB	SO	WHIP	HLD	GF
<u>Dereck Rodriguez</u>	1	0	3.38	1	1	0	0	0	5.1	10	2	2	1	0	0	4	1.88	0	0
<u>Miles Nordgren</u>	0	1	0.00	1	1	0	0	0	5.0	4	4	0	0	1	0	3	0.80	0	0
<u>Alexis Tapia</u>	0	0	0.00	1	1	0	0	0	5.0	6	1	0	0	0	1	5	1.40	0	0
<u>Andro Cutura</u>	1	0	0.00	1	1	0	0	0	5.0	3	0	0	0	0	2	6	1.00	0	0
<u>Jose Abreu</u>	0	0	0.00	2	0	0	0	1	4.0	0	0	0	0	1	1	3	0.25	0	2
<u>Samuel Clay</u>	0	0	6.75	1	0	0	0	0	2.2	3	2	2	0	1	1	6	1.50	1	0
<u>Anthony Mciver</u>	0	0	0.00	1	0	0	0	0	2.0	0	0	0	0	0	0	2	0.00	1	0
<u>Kuo Hua Lo</u>	0	0	0.00	1	0	0	0	0	2.0	1	0	0	0	1	0	4	0.50	0	0
<u>C.K. Irby</u>	0	0	0.00	1	0	0	0	0	1.2	3	3	0	0	0	1	2	2.40	0	0
<u>Logan Lombana</u>	0	0	0.00	1	0	0	0	0	1.0	1	0	0	0	1	1	1	2.00	0	1
<u>Tyler Stirewalt</u>	0	1	27.00	1	0	0	0	0	0.2	2	2	2	0	0	3	1	7.50	0	1
<u>Onesimo Hernandez</u>	0	0	0.00	1	0	0	0	0	0.1	1	0	0	0	0	0	1	3.00	1	0
<u>Alex Robinson</u>	0	0	**. **	1	0	0	0	0	0.0	0	1	1	0	1	2	0		0	0

Appalachian League East

	W	L	PCT	GB	Home	Away	Div	Streak	Last10
Princeton Rays	3	1	.750	-	2-1	1-0	2-1	W3	3-1
Bluefield Blue Jays	3	2	.600	0.5	2-1	1-1	0-0	L1	3-2
Danville Braves	3	2	.600	0.5	0-0	3-2	2-1	L1	3-2
Burlington Royals	1	3	.250	2.0	0-0	1-3	1-2	L3	1-3
Pulaski Yankees	1	3	.250	2.0	1-2	0-1	1-2	L1	1-3

Appalachian League West

	W	L	PCT	GB	Home	Away	Div	Streak	Last10
Greenville Astros	3	2	.600	-	2-1	1-1	2-1	W1	3-2
Kingsport Mets	3	2	.600	-	2-2	1-0	2-1	W1	3-2
Elizabethton Twins	2	2	.500	0.5	1-0	1-2	0-0	W1	2-2
Johnson City Cardinals	2	2	.500	0.5	1-1	1-1	1-2	W1	2-2
Bristol Pirates	1	3	.250	1.5	1-2	0-1	1-2	L2	1-3

GCL Red Sox (6-0) 3, GCL Twins (3-3) 2
June 27, 2015

	1	2	3	4	5	6	7	8	9	R	H	E
GCL Red Sox	0	0	0	0	1	0	2	0	0	3	6	0
GCL Twins	0	0	0	0	1	0	0	1	0	2	9	0

GCL Red Sox

Player	Pos	AB	R	H	2B	3B	HR	RBI	BB	SO	AVG
Luis Alejandro Basabe	2B	4	0	0	0	0	0	0	0	4	.261
Rafael Oliveras	3B	4	0	0	0	0	0	0	0	3	.294
Henry Ramos	DH	4	0	0	0	0	0	0	0	1	.286
Tyler Hill	RF	4	1	2	0	0	0	0	0	1	.348
Trent Kemp	LF	4	1	1	0	0	0	0	0	2	.316
Yoan Aybar	CF	4	1	1	0	1	0	0	0	2	.263
Devon Fisher	C	3	0	0	0	0	0	1	0	2	.111
Darwin Pena	1B	3	0	1	0	0	0	0	0	0	.105
Carlos Tovar	SS	2	0	1	0	0	0	0	1	1	.389
Totals		32	3	6	0	1	0	1	1	16	.295

BATTING

3B: Aybar, Y (1, Lujan).

TB: Pena; Kemp; Aybar, Y 3; Hill 2; Tovar, C..

RBI: Fisher (3).

Runners left in scoring position, 2 out: Fisher; Basabe, Luis Alej.

SF: Fisher.

Team RISP: 1-for-5.

Team LOB: 4.

BASERUNNING

SB: Hill (2, 2nd base off Condeelis/Molina), Kemp (2, 2nd base off Condeelis/Molina).

FIELDING

DP: (Tovar, C.-Pena).

Pickoffs: Rodriguez, Ja (Cabbage at 1st base), Fisher (Gonzalez, R at 2nd base).

GCL Twins

Player	Pos	AB	R	H	2B	3B	HR	RBI	BB	SO	AVG
Luis Arraez	2B	4	0	1	1	0	0	0	0	0	.318
Trey Cabbage	3B	3	0	1	0	0	0	0	1	1	.267
Lewin Diaz	1B	4	0	1	1	0	0	1	0	1	.077
Robert Molina	C	4	0	1	0	0	0	0	0	1	.182
Travis Blankenhorn	LF	4	0	1	0	0	0	0	0	1	.222
John Hayman	DH	3	1	1	0	0	1	1	1	0	.273
1- Tyree Davis	PR-DH	0	0	0	0	0	0	0	0	0	.182
Roberto Gonzalez	RF	4	0	2	1	0	0	0	0	1	.263
Jermaine Palacios	SS	4	0	0	0	0	0	0	0	1	.053
Jorge Andrade	CF	3	1	1	0	0	0	0	0	0	.214
Totals		33	2	9	3	0	1	2	2	6	.212

1-Ran for Hayman in the 9th.

BATTING

2B: Arraez (3, Rodriguez, Ja), Gonzalez, R (1, Goetze), Diaz (1, Duron).

HR: Hayman (1, 5th inning off Goetze, 0 on, 0 out).

TB: Hayman 4; Blankenhorn; Gonzalez, R 3; Molina; Diaz 2; Cabbage; Andrade, J; Arraez 2.

RBI: Hayman (2), Diaz (1).

Runners left in scoring position, 2 out: Molina; Palacios; Blankenhorn 2.

GIDP: Gonzalez, R.
Team RISP: 1-for-9.
Team LOB: 6.

BASERUNNING

CS: Cabbage (2, 2nd base by Rodriguez, Ja/Fisher).
PO: Cabbage (1st base by Rodriguez, Ja), Gonzalez, R (2nd base by Fisher).

GCL Red Sox

Player	IP	H	R	ER	BB	SO	HR	ERA
<u>Javier Rodriguez</u>	4.0	2	0	0	1	1	0	0.00
<u>Pat Goetze (W, 1-0)</u>	2.0	2	1	1	0	2	1	4.50
<u>Brad Stone (H, 1)</u>	1.0	2	0	0	0	0	0	0.00
<u>Nick Duron (H, 1)</u>	1.0	3	1	1	0	2	0	9.00
<u>Yankory Pimentel (S, 2)</u>	1.0	0	0	0	1	1	0	0.00
Totals	9.0	9	2	2	2	6	1	1.67

GCL Twins

Player	IP	H	R	ER	BB	SO	HR	ERA
<u>Williams Ramirez</u>	4.0	1	0	0	1	7	0	0.00
<u>Hector Lujan</u>	1.0	1	1	1	0	2	0	4.50
<u>Andrew Vasquez</u>	1.0	0	0	0	0	2	0	0.00
<u>Rich Condeelis (L, 0-1)</u>	0.2	3	2	2	0	1	0	27.00
<u>Dallas Gallant</u>	1.1	1	0	0	0	2	0	0.00
<u>Yorman Landa</u>	1.0	0	0	0	0	2	0	0.00
Totals	9.0	6	3	3	1	16	0	2.53

Game Scores: Rodriguez, Ja 58, Ramirez, W 66.

WP: Lujan, Condeelis.

Groundouts-flyouts: Rodriguez, Ja 7-1, Goetze 1-0, Stone 2-1, Duron 0-1, Pimentel, Y 1-0, Ramirez, W 2-2, Lujan 0-1, Vasquez 1-0, Condeelis 0-1, Gallant 0-1, Landa 0-1.

Batters faced: Rodriguez, Ja 14, Goetze 7, Stone 5, Duron 6, Pimentel, Y 3, Ramirez, W 14, Lujan 4, Vasquez 3, Condeelis 5, Gallant 5, Landa 3.

Inherited runners-scored: Gallant 1-0.

Umpires: HP: Dillon Wilson. 1B: Raul Moreno.

Weather: 88 degrees, partly cloudy.

Wind: 10 mph, Varies.

T: 2:25.

Venue: CenturyLink Sports Complex Fields.

June 27, 2015

Individual Stats (Batting)

Player	POS	G	AB	R	H	2B	3B	HR	RBI	TB	BB	SO	SB	CS	OBP	SLG	AVG	OPS	E
Brian Olson	C	3	10	2	5	1	1	0	2	8	1	2	0	0	.538	.800	.500	1.338	0
Amaurys Minier	LF	2	6	1	2	0	0	0	0	2	0	2	0	0	.333	.333	.333	.667	0
Luis Arraez	2B	6	22	2	7	3	0	0	3	10	2	1	1	1	.375	.455	.318	.830	0
John Hayman	C	3	11	2	3	0	1	1	2	8	1	5	0	0	.333	.727	.273	1.061	0
Trey Cabbage	3B	4	15	0	4	0	0	0	2	4	2	3	0	2	.389	.267	.267	.656	3
Roberto Gonzalez	RF	6	19	1	5	1	0	0	0	6	1	5	1	1	.333	.316	.263	.649	0
Ruar Verkerk	3B	1	4	0	1	0	0	0	0	1	0	1	0	0	.250	.250	.250	.500	0
Luis Martinez	CF	2	4	0	1	1	0	0	0	2	0	1	0	0	.400	.500	.250	.900	0
Travis Blankenhorn	3B	6	18	2	4	2	1	0	1	8	3	4	2	0	.364	.444	.222	.808	0
Roni Tapia	3B	2	9	1	2	0	0	0	0	2	0	3	1	0	.222	.222	.222	.444	0
Jorge Andrade	2B	6	14	4	3	0	0	0	0	3	2	4	0	0	.313	.214	.214	.527	0
Tyree Davis	CF	5	11	4	2	1	0	0	0	3	2	3	2	0	.308	.273	.182	.580	0
Robert Molina	C	4	11	1	2	0	0	1	3	5	2	3	0	0	.308	.455	.182	.762	0
Lewin Diaz	1B	4	13	0	1	1	0	0	1	2	1	4	0	0	.143	.154	.077	.297	1
Jermaine Palacios	3B	5	19	0	1	0	0	0	4	1	2	6	0	0	.136	.053	.053	.189	0
Rowan Ebersohn	LF	3	10	0	0	0	0	0	0	0	0	4	0	0	.000	.000	.000	.000	0
Lean Marrero	OF	1	3	0	0	0	0	0	0	0	0	1	0	0	.000	.000	.000	.000	0
Kerby Camacho	C	1	4	0	0	0	0	0	0	0	0	1	0	0	.000	.000	.000	.000	0

Individual Stats (Pitching)

Player	W	L	ERA	G	GS	CG	SHO	SV	IP	H	R	ER	HR	HB	BB	SO	WHIP	HLD	GF
Williams Ramirez	1	0	0.00	2	1	0	0	0	6.0	2	0	0	0	0	1	11	0.50	0	0
Lachlan Wells	0	0	3.00	1	1	0	0	0	6.0	4	2	2	2	1	0	10	0.67	0	0
Jose Martinez	0	1	3.60	1	1	0	0	0	5.0	6	2	2	0	1	1	5	1.40	0	0
Miguel Gonzalez	1	0	0.00	2	0	0	0	0	4.1	2	0	0	0	0	1	5	0.69	0	0
Eduardo Del Rosario	0	0	2.25	1	1	0	0	0	4.0	5	3	1	0	1	0	5	1.25	0	0
Dallas Gallant	0	0	0.00	3	0	0	0	0	4.0	3	0	0	0	0	0	7	0.75	0	0
Matz Schutte	0	0	0.00	1	0	0	0	0	4.0	2	0	0	0	2	0	2	0.50	0	0
Moises Gomez	0	0	0.00	2	0	0	0	0	3.2	3	0	0	0	0	1	2	1.09	0	0
Yorman Landa	1	0	0.00	3	0	0	0	0	3.0	0	0	0	0	0	0	4	0.00	0	3
Randy Rosario	0	0	0.00	1	1	0	0	0	3.0	2	0	0	0	1	0	5	0.67	0	0
Callan Pearce	0	0	3.00	2	0	0	0	0	3.0	2	1	1	0	0	4	1	2.00	0	0
Luis Hernandez	0	1	19.29	1	1	0	0	0	2.1	6	6	5	1	1	2	3	3.43	0	0
Brandon Poulson	0	0	7.71	2	0	0	0	0	2.1	2	2	2	0	0	3	5	2.14	0	1
Johan Quezada	0	0	0.00	2	0	0	0	1	2.0	2	0	0	0	0	1	2	1.50	0	2
Hector Lujan	0	0	4.50	2	0	0	0	0	2.0	1	1	1	0	0	1	3	1.00	0	0
Andrew Vasquez	0	0	0.00	2	0	0	0	0	1.2	0	0	0	0	0	2	4	1.20	0	0
Rich Condeelis	0	1	27.00	1	0	0	0	0	0.2	3	2	2	0	0	0	1	4.50	0	0

Gulf Coast League South

	W	L	PCT	GB	Home	Away	Div	Streak	Last10
GCL Red Sox	6	0	1.000	-	3-0	3-0	6-0	W6	6-0
GCL Twins	3	3	.500	3.0	1-2	2-1	3-3	L2	3-3
GCL Orioles	2	4	.333	4.0	0-3	2-1	2-4	W1	2-4
GCL Rays	1	5	.167	5.0	0-3	1-2	1-5	L1	1-5

DSL Yankees1 (19-6) 3, DSL Twins (13-12) 1
June 27, 2015

	1	2	3	4	5	6	7	8	9	R	H	E
DSL Yankees1	0	0	0	0	0	0	3	0	0	3	6	3
DSL Twins	0	0	0	0	0	1	0	0	0	1	9	2

DSL Yankees1

Player	Pos	AB	R	H	2B	3B	HR	RBI	BB	SO	AVG
Ricardo Ferreira	2B	3	0	0	0	0	0	0	2	2	.356
Diego Castillo	SS	4	0	0	0	0	0	1	0	1	.348
Leobaldo Cabrera	LF	4	0	3	0	0	0	0	1	0	.364
Nelson Gomez	DH	5	0	0	0	0	0	0	0	2	.309
Lisandro Blanco	RF	3	1	0	0	0	0	0	2	1	.328
Jason Lopez	C	3	1	0	0	0	0	0	2	0	.246
Frederick Cuevas	CF	3	1	1	0	0	0	0	1	0	.206
Oliver Ceden	1B	3	0	1	0	0	0	1	1	1	.440
Yeison Corredera	3B	4	0	1	0	0	0	1	0	2	.203
Totals		32	3	6	0	0	0	3	9	9	.309

BATTING

TB: Ceden, O; Cabrera, L 3; Cuevas, F; Corredera.

RBI: Ceden, O (11), Corredera (9), Castillo, D (16).

Runners left in scoring position, 2 out: Castillo, D; Corredera; Gomez, N 2; Ferreira 2; Lopez, J.

SF: Castillo, D.

GIDP: Castillo, D.

Team RISP: 3-for-14.

Team LOB: 12.

BASERUNNING

SB: Lopez, J (4, 2nd base off Ynoa/Alvarez, J).

FIELDING

E: Corredera (4, fielding), Ferreira 2 (17, fielding, throw).

Pickoffs: Figueredo 2 (Tovar, A at 1st base, Amarante at 1st base).

DSL Twins

Player	Pos	AB	R	H	2B	3B	HR	RBI	BB	SO	AVG
Emmanuel Morel	DH	5	0	1	0	0	0	0	0	2	.338
Edwin Franco	2B	4	1	2	0	0	0	0	0	1	.164
a- Jorge Acosta	PH	1	0	0	0	0	0	0	0	1	.235
Antonio Tovar	LF	4	0	1	0	0	0	0	0	0	.301
Darling Cuesto	3B	4	0	0	0	0	0	0	0	3	.283
Jorge Parra	1B	4	0	0	0	0	0	0	0	2	.231
Junior Amarante	RF	2	0	2	0	0	0	0	0	0	.222
Edgar Herrera	RF	2	0	0	0	0	0	0	0	0	.306
Francisco Hernandez	CF	3	0	1	0	0	0	0	1	0	.328
Jhonathan Alvarez	C	3	0	1	1	0	0	0	1	0	.143
Yeltsin Encarnacion	SS	4	0	1	0	0	0	0	0	0	.209
Totals		36	1	9	1	0	0	0	2	9	.254

a-Struck out for Franco, E in the 9th.

BATTING

2B: Alvarez, J (2, Figueredo).

TB: Alvarez, J 2; Tovar, A; Hernandez, F; Amarante 2; Morel, E; Franco, E 2; Encarnacion.

Runners left in scoring position, 2 out: Hernandez, F; Morel, E; Herrera, E 2; Franco, E; Acosta, J.

Team RISP: 0-for-15.

Team LOB: 10.

BASERUNNING**CS:** Tovar, A (3, 2nd base by Figueredo/Lopez, J), Amarante (2, 2nd base by Figueredo/Lopez, J).**PO:** Tovar, A (1st base by Figueredo), Amarante (1st base by Figueredo).**FIELDING****E:** Alvarez, J (3, throw), Cuesto (3, fielding).**PB:** Alvarez, J 2 (2).**DP:** (Balbuena, E-Encarnacion-Franco, E-Parra, J).**DSL Yankees1**

Player	IP	H	R	ER	BB	SO	HR	ERA
<u>Alexander Figueredo</u>	5.0	4	0	0	1	3	0	1.11
<u>Orby Tavares (W, 1-0)</u>	4.0	5	1	0	1	6	0	0.00
Totals	9.0	9	1	0	2	9	0	3.87

DSL Twins

Player	IP	H	R	ER	BB	SO	HR	ERA
<u>Huascar Ynoa</u>	5.0	1	0	0	2	4	0	1.96
<u>Erick Balbuena (L, 0-1)</u>	1.0	4	3	3	3	1	0	17.18
<u>Luis Gil</u>	1.2	0	0	0	4	3	0	0.00
<u>Jose Ramirez</u>	1.1	1	0	0	0	1	0	5.55
Totals	9.0	6	3	3	9	9	0	4.00

Balbuena, E pitched to 5 batters in the 7th.

Game Scores: Figueredo 61, Ynoa 67.**WP:** Tavares 2.**Groundouts-flyouts:** Figueredo 8-1, Tavares 4-1, Ynoa 6-3, Balbuena, E 1-0, Gil 0-2, Ramirez, J 3-0.**Batters faced:** Figueredo 19, Tavares 19, Ynoa 18, Balbuena, E 9, Gil 9, Ramirez, J 6.**Inherited runners-scored:** Gil 3-1, Ramirez, J 3-0.**Umpires:** HP: HP Umpire. 1B: 1B Umpire.**Weather:** 90 degrees, sunny.**Wind:** 1 mph, Varies.**T:** 3:10.**Venue:** TBD.

Individual Stats (Batting) (click column headers to sort)

Player	POS	G	AB	R	H	2B	3B	HR	RBI	TB	BB	SO	SB	CS	OBP	SLG	AVG	OPS	E
Emmanuel Morel	SS	19	71	18	24	2	5	0	7	36	19	17	10	5	.473	.507	.338	.980	5
Francisco Hernandez	CF	18	64	8	21	2	1	1	9	28	3	16	3	0	.386	.438	.328	.823	1
Edgar Herrera	RF	17	62	7	19	4	0	0	5	23	3	5	1	2	.362	.371	.306	.733	4
Antonio Tovar	LF	22	83	15	25	3	1	1	11	33	7	11	4	3	.356	.398	.301	.753	2
Gorge Munoz	SS	16	57	12	17	4	0	0	9	21	5	11	6	5	.403	.368	.298	.771	10
Gabriel A. Ynfante	3B	14	42	7	12	3	0	0	4	15	4	9	3	0	.354	.357	.286	.711	2
Darling Cuesto	C	13	46	7	13	1	1	0	3	16	4	20	0	1	.353	.348	.283	.701	3
Jean Carlos Arias	CF	19	64	14	17	5	3	1	14	31	8	11	5	1	.355	.484	.266	.840	2
Jorge Acosta	C	14	34	6	8	2	0	0	6	10	12	9	0	1	.435	.294	.235	.729	0
Jorge Parra	IF	19	78	12	18	4	1	1	15	27	5	16	1	1	.279	.346	.231	.625	0
Junior Amarante	RF	7	18	2	4	0	0	0	0	4	2	6	2	2	.364	.222	.222	.586	0
Yeltsin Encarnacion	SS	14	43	5	9	1	0	0	2	10	8	8	2	2	.333	.233	.209	.566	8
Jose Bermudez	RF	13	36	2	6	0	0	0	1	6	6	11	1	2	.286	.167	.167	.452	1
Edwin Franco	SS	17	61	5	10	2	0	0	9	12	6	20	1	3	.282	.197	.164	.478	5
Jhonathan Alvarez	C	13	42	4	6	2	0	2	7	14	4	9	0	0	.229	.333	.143	.563	3
Zaino Henriquez	SS	14	41	5	5	1	0	0	1	6	3	11	1	1	.217	.146	.122	.364	1

Individual Stats (Pitching) (click column headers to sort)

Player	W	L	ERA	G	GS	CG	SHO	SV	IP	H	R	ER	HR	HB	BB	SO	WHIP	HLD	GF
Jadison Jimenez	1	2	2.52	5	5	0	0	0	25.0	20	10	7	3	1	6	29	1.04	0	0
Jose Ramirez	0	2	5.55	6	5	0	0	0	24.1	32	21	15	1	0	13	14	1.85	0	1
Juan Herrera	1	1	3.91	6	5	0	0	0	23.0	21	11	10	2	10	6	18	1.17	0	1
Danny Feliz	0	0	2.84	8	1	0	0	0	19.0	12	7	6	2	1	11	12	1.21	0	3
Miguel De Jesus	5	1	1.93	7	0	0	0	1	18.2	12	4	4	0	1	2	25	0.75	0	5
Huascar Ynoa	0	0	1.96	5	5	0	0	0	18.1	9	6	4	0	1	12	16	1.15	0	0
Luis Bellorin	1	2	1.47	8	0	0	0	1	18.1	16	8	3	0	0	8	16	1.31	0	5
Carlos Suniaga	0	1	6.62	8	0	0	0	0	17.2	26	14	13	2	0	2	12	1.58	0	1
Andriu Marin	1	0	5.68	7	0	0	0	1	12.2	22	9	8	0	0	2	6	1.89	0	3
Randolph Perez	2	0	2.84	6	0	0	0	1	12.2	10	6	4	1	0	11	11	1.66	1	3
Brusdar Graterol	0	1	2.45	4	4	0	0	0	11.0	12	4	3	0	2	1	17	1.18	0	0
Daulin Ramirez	1	0	9.00	4	0	0	0	0	9.0	9	11	9	0	2	9	8	2.00	0	1
Robener Cabrera	1	1	8.10	4	0	0	0	0	6.2	8	6	6	2	0	2	1	1.50	0	1
Erick Balbuena	0	1	17.18	3	0	0	0	0	3.2	9	8	7	0	0	5	3	3.82	0	0
Luis Gil	0	0	0.00	2	0	0	0	0	3.0	0	0	0	0	0	4	4	1.33	0	1

Dominican Summer League Boca Chica South

	W	L	PCT	GB	Home	Away	Div	Streak	Last10
DSL Yankees1	19	6	.760	-	9-3	10-3	19-6	W3	9-1
DSL Giants	18	7	.720	1.0	11-2	7-5	18-7	W5	8-2
DSL Mariners1	15	10	.600	4.0	8-4	7-6	15-10	L1	6-4
DSL Mets1	13	12	.520	6.0	6-6	7-6	13-12	W2	6-4
DSL Twins	13	12	.520	6.0	6-7	7-5	13-12	L2	3-7
DSL Rockies	12	13	.480	7.0	3-9	9-4	12-13	W2	5-5
DSL Dodgers	11	14	.440	8.0	6-7	5-7	11-14	L5	4-6
DSL Orioles2	10	15	.400	9.0	6-6	4-9	10-15	L2	4-6
DSL Red Sox1	7	18	.280	12.0	3-10	4-8	7-18	L3	2-8
DSL Rojos	7	18	.280	12.0	6-7	1-11	7-18	W1	3-7

MINOR LEAGUE CLIPS

Biscuits drop Lookouts to 0-3 in second half

Chattanooga Times Free Press – 6/28/15

Joey Rickard's single to left field in the seventh inning scored Leonardo Reginatto to break a 3-3 tie Saturday evening and catapult Montgomery to a third consecutive win over visiting Chattanooga to open the Southern League's second half.

The Biscuits won 7-3.

The Lookouts, who closed the first half with 14 wins in 16 games, pulled into the 3-3 tie in the sixth inning on Adam Walker's two-run home run to left-center. It was his 21st homer of the season.

Game four of the five-game series in Montgomery is tonight at 6:35 EDT. All-Star winning pitcher Jose Berrios (7-3, 3.21 ERA) is the scheduled starting pitcher for the Lookouts, with Jamie Schultz (5-3, 3.55) scheduled for the Biscuits.

Knecht, Eades guide Miracle to 2-1 win in Dunedin

Fort Myers Miracle – 6/27/15

DUNEDIN, Fla. (June 27, 2015) - The Fort Myers Miracle edged the Dunedin Blue Jays, 2-1, at Florida Auto Exchange Stadium on Saturday night to post a tenth consecutive victory.

In a pitchers' duel, Dunedin starter Jeff Hoffman delivered five scoreless frames and limited the Miracle to just two hits. In the sixth, the Blue Jays went to the bullpen and called in Alonso Gonzalez. The Miracle pounced on an opportunity with Hoffman out of the game.

Gonzalez (0-1) walked Engelb Vielma to start the sixth. Zack Granite tapped a chopper back to Gonzalez on a hit-and-run. Attempting to get the lead runner, Vielma beat Gonzalez's throw to put runners at first and second. Ryan Walker then tried to lay down a sacrifice bunt, but Gonzalez and the Blue Jays threw out Vielma on a force play at third base for the first out. Alex Swim then bounced out to first to move Granite to third and Walker to second.

With two out and two on, former Dunedin Blue Jay Marcus Knecht delivered a clutch hit. On a 2-1 count, Knecht stroked a two-run double into the gap in right center to break a scoreless game, 2-0.

Miracle starter Ryan Eades had also dealt five scoreless innings until the sixth. Inheriting a lead for the first time in the game, Eades (5-1) surrendered a long solo homer to Rowdy Tellez to start the sixth, 2-1. Eades responded by striking out Dawell Lugo, walking L.B. Dantzler, but then inducing a 6-4-3 double play out of Emilio Guerrero to end the sixth.

Eades would go seven strong inning in the win and allow just the one run on five hits. Surrendering just two walk, Eades struck out six.

Corey Williams entered out of the bullpen in the eighth and worked around a single for a scoreless frame. Staying in to face Dantzler in the ninth, Williams gave up a single and then exited in favor of D.J. Johnson. Recording the final three outs, Johnson notched his third save of the season and preserved a tenth consecutive Miracle win. Fort Myers has picked up a victory in 16 of the last 18 games.

The Miracle (41-32, 3-0) continue the series and battle the Blue Jays (32-41, 0-3) at 5 p.m. at Florida Auto Exchange Stadium on Sunday. Fans can listen to the broadcast on www.miraclebaseball.com with the "Voice of the Miracle" Brice Zimmerman.

Bandits rally late to beat Kernels in 10 innings

Cedar Rapids Kernels – 6/27/15

CEDAR RAPIDS, Iowa - The Kernels let a late lead slip away as the Quad Cities River Bandits won 6-4 in 10 innings on Saturday night. The River Bandits scored a two-out run in the ninth inning to tie the game before plating two runs in the 10th inning for the victory.

With the game tied 4-4 in the 10th inning, walks to both Ryan Bottger and Kristian Trompiz put a pair on base. Bobby Boyd's RBI infield single that deflected off first baseman Brett Doe's glove scored Bottger to give Quad Cities a 5-4 lead. Boyd later scored in the inning on Alex Bregman's RBI double that cracked off the wall in left, giving the River Bandits a 6-4 advantage.

The Kernels entered the ninth inning with a 4-3 lead, but the River Bandits tied the game with two outs. Nick Tanielu's RBI single to center plated Jamie Ritchie from second base. Ritchie drew a one-out walk and advanced to second base after a two-out single by Jacob Nottingham.

Cam Booser (1-2) pitched both the ninth and 10th inning for the Kernels and suffered a loss and blown save. He allowed three runs on four hits, walking four and striking out two.

Ryan Thompson (2-2) earned the win for the River Bandits in relief. The right-hander went three scoreless innings and allowed just one hit, striking out four and walking none.

Quad Cities took an early 1-0 lead with a two-out run in the top of the third. Trompiz recorded the first hit of the evening with an infield single to lead off the frame. Two batters later, Alex Bregman drew a two-out walk to give the River Bandits runners on first and second. Jacob Nottingham followed Bregman with an RBI single to left-center, scoring Trompiz from third.

In the fourth inning, Jason Martin extended the River Bandits lead to 2-0 with a one-out solo home run to right field. The home run for Martin was his fourth of the season.

Quad Cities extended their lead to 3-0 in the fifth inning with Tanielu's RBI single to center. It came with two outs and scored Boyd, who led off the inning with a single.

Five consecutive hits for the Kernels in the sixth inning plated four runs as Cedar Rapids moved ahead 4-3. Rafael Valera and Tanner English both reached with infield singles with one out. Nick Gordon then lined a RBI single to center, scoring Valera to get the Kernels on the board. Edgar Corcino ripped a two-run double to right field that scored both English and Gordon to tie the game. The double chased River Bandit starter Brock Dykxhoorn as reliever Aaron Greenwood came on to face Alex Real. Real greeted Greenwood with a RBI single to center that brought in Corcino and gave the Kernels a 4-3 advantage. Zack Larson singled with two outs, but Real was thrown out at the plate by right fielder Sean McMullen to end the frame.

Keaton Steele started and earned a no-decision for the Kernels on the hill. He lasted 4 2/3 innings and allowed three runs on five hits, walking four and striking out two. Jared Wilson went 3 1/3 scoreless innings in relief for the Kernels. He allowed four hits while striking out four and walking none.

Dykxhoorn went 5 1/3 innings for Quad Cities for a no-decision, allowing four runs on five hits. He struck out four and walked one. Aaron Greenwood tossed 1 2/3 scoreless innings for the River Bandits, allowing two hits while striking out one.

Cedar Rapids concludes its four-game series at home tomorrow afternoon vs. Quad Cities. First pitch in the series finale is at 2:05 p.m. from Perfect Game Field at Veterans Memorial Stadium. RHP Zack Tillery (4-2, 2.28) gets the start for Cedar Rapids while RHP Christian Powell, a former Kernel, (0-0, 2.35) counters for Quad Cities.