



Minnesota Twins Minor League Report Sunday, May 31, 2015










| Team | Level | Record | Yesterday's Scores | Streak/Last 10 |
|--|----------|---|---------------------------|----------------|
|  Rochester Red Wings | Triple-A | 27-23; 0.0 GB 1st in Intl. League North | L, 3-2 vs. Buffalo | L2, 4-6 |
|  Chattanooga Lookouts | Double-A | 29-19; 0.0 GB 1st in Southern League North | L, 11-8 vs. Biloxi | L2, 6-4 |
|  Miracle | High-A | 24-25; 8.0 GB T-2nd in Fla. State League South | L, 4-2 (11) vs. St. Lucie | L3, 6-4 |
|  C. Rapids Kernels | Low-A | 32-18; 3.0 GB 2nd in MW League Western | W, 5-1 vs. Clinton | W2, 8-2 |
|  Elizabethton Twins | Rookie | N/A | No Game | N/A |
|  GCL Twins | Rookie | N/A | No Game | N/A |
|  DSL Twins | DSL | N/A | No Game | N/A |

Table of Contents

-  Yesterday's Boxscores, Team Stats and Standings **Pg. 2**
-  Minor League Clips **Pg. 10**

Buffalo Bisons (25-25) 3, Rochester Red Wings (27-23) 2
May 30, 2015

| | 1 | 2 | 3 | 4 | 5 | 6 | 7 | 8 | 9 | R | H | E |
|------------------|---|---|---|---|---|---|---|---|---|---|---|---|
| Rochester | 0 | 2 | 0 | 0 | 0 | 0 | 0 | 0 | 0 | 2 | 6 | 1 |
| Buffalo | 2 | 0 | 0 | 0 | 0 | 0 | 0 | 0 | 1 | 3 | 7 | 0 |

Two out when winning run scored.

| Rochester | AB | R | H | RBI | BB | SO | LOB | AVG | Buffalo | AB | R | H | RBI | BB | SO | LOB | AVG |
|-------------------|-----------|----------|----------|----------|----------|----------|-----------|-------------|----------------|-----------|----------|----------|----------|----------|----------|----------|-------------|
| Diaz, A, SS | 3 | 0 | 0 | 0 | 1 | 0 | 3 | .291 | Pompey, CF | 4 | 0 | 0 | 0 | 0 | 2 | 0 | .192 |
| Rodriguez, R, LF | 4 | 0 | 0 | 0 | 0 | 2 | 1 | .259 | Burns, A, 2B | 4 | 1 | 1 | 0 | 0 | 0 | 0 | .295 |
| Arcia, RF | 3 | 0 | 0 | 0 | 1 | 0 | 0 | .000 | Navarro, D, C | 4 | 1 | 2 | 2 | 0 | 2 | 0 | .286 |
| Vargas, K, 1B | 4 | 1 | 1 | 0 | 0 | 2 | 1 | .333 | Hague, 3B | 4 | 0 | 2 | 0 | 0 | 1 | 1 | .346 |
| Pinto, C | 3 | 1 | 1 | 0 | 1 | 0 | 0 | .252 | Hassan, LF | 4 | 0 | 0 | 0 | 0 | 0 | 2 | .000 |
| Ortiz, CF | 4 | 0 | 0 | 0 | 0 | 1 | 3 | .274 | Barton, 1B | 4 | 0 | 0 | 0 | 0 | 1 | 1 | .000 |
| Fryer, DH | 4 | 0 | 1 | 0 | 0 | 2 | 1 | .329 | Glenn, DH | 3 | 1 | 2 | 1 | 1 | 1 | 1 | .247 |
| Martinez, Jos, 3B | 3 | 0 | 2 | 1 | 0 | 0 | 0 | .262 | Dickerson, RF | 3 | 0 | 0 | 0 | 0 | 0 | 2 | .252 |
| Bernier, 2B | 3 | 0 | 1 | 1 | 0 | 1 | 4 | .284 | Diaz, Jo, SS | 3 | 0 | 0 | 0 | 0 | 1 | 2 | .204 |
| Milone, P | 0 | 0 | 0 | 0 | 0 | 0 | 0 | .000 | Doubront, P | 0 | 0 | 0 | 0 | 0 | 0 | 0 | .000 |
| Hamburger, P | 0 | 0 | 0 | 0 | 0 | 0 | 0 | .000 | Jenkins, C, P | 0 | 0 | 0 | 0 | 0 | 0 | 0 | .000 |
| Tonkin, P | 0 | 0 | 0 | 0 | 0 | 0 | 0 | .000 | Hynes, P | 0 | 0 | 0 | 0 | 0 | 0 | 0 | .000 |
| O'Rourke, P | 0 | 0 | 0 | 0 | 0 | 0 | 0 | .000 | Korecky, P | 0 | 0 | 0 | 0 | 0 | 0 | 0 | .000 |
| Oliveros, L, P | 0 | 0 | 0 | 0 | 0 | 0 | 0 | .000 | Totals | 33 | 3 | 7 | 3 | 1 | 8 | 9 | .260 |
| Totals | 31 | 2 | 6 | 2 | 3 | 8 | 13 | .269 | | | | | | | | | |

BATTING

TB: Fryer; Martinez, Jos 2; Pinto; Bernier; Vargas, K.
RBI: Martinez, Jos (18), Bernier (10).
Runners left in scoring position, 2 out: Diaz, A; Bernier.
GIDP: Diaz, A.
Team RISP: 2-for-6.
Team LOB: 5.

FIELDING

E: Vargas, K (2, throw).

BATTING

HR: Navarro, D (1, 1st inning off Milone, 1 on, 1 out), Glenn (5, 9th inning off Oliveros, L, 0 on, 2 out).
TB: Burns, A; Glenn 5; Navarro, D 5; Hague 2.
RBI: Navarro, D 2 (4), Glenn (24).
2-out RBI: Glenn.
Runners left in scoring position, 2 out: Diaz, Jo.
Team RISP: 0-for-1.
Team LOB: 5.

BASERUNNING

SB: Dickerson (9, 2nd base off Milone/Pinto).

FIELDING

DP: 2 (Burns, A-Barton, Doubront-Diaz, Jo-Burns, A-Barton).

| Rochester | IP | H | R | ER | BB | SO | HR | ERA | Buffalo | IP | H | R | ER | BB | SO | HR | ERA |
|----------------------|------------|----------|----------|----------|----------|----------|----------|-------------|------------------|------------|----------|----------|----------|----------|----------|----------|-------------|
| Milone | 7.0 | 5 | 2 | 2 | 1 | 6 | 1 | 0.70 | Doubront | 7.0 | 6 | 2 | 2 | 2 | 5 | 0 | 0.82 |
| Hamburger | 0.2 | 1 | 0 | 0 | 0 | 1 | 0 | 4.55 | Jenkins, C | 0.2 | 0 | 0 | 0 | 0 | 1 | 0 | 3.34 |
| Tonkin | 0.2 | 0 | 0 | 0 | 0 | 0 | 0 | 2.25 | Hynes | 0.1 | 0 | 0 | 0 | 1 | 1 | 0 | 5.73 |
| O'Rourke | 0.1 | 0 | 0 | 0 | 0 | 1 | 0 | 5.40 | Korecky (W, 2-2) | 1.0 | 0 | 0 | 0 | 0 | 1 | 0 | 4.58 |
| Oliveros, L (L, 2-1) | 0.0 | 1 | 1 | 1 | 0 | 0 | 1 | 2.38 | Totals | 9.0 | 6 | 2 | 2 | 3 | 8 | 0 | 2.77 |
| Totals | 8.2 | 7 | 3 | 3 | 1 | 8 | 2 | 3.77 | | | | | | | | | |

Game Scores: Milone 64, Doubront 60.

Pitches-strikes: Milone 99-65, Hamburger 11-7, Tonkin 4-4, O'Rourke 9-6, Oliveros, L 2-2, Doubront 102-63, Jenkins, C 7-5, Hynes 14-8, Korecky 15-11.

Groundouts-flyouts: Milone 5-6, Hamburger 0-1, Tonkin 2-0, O'Rourke 0-0, Oliveros, L 0-0, Doubront 8-4, Jenkins, C 1-0, Hynes 0-0, Korecky 0-0.

Batters faced: Milone 27, Hamburger 3, Tonkin 2, O'Rourke 1, Oliveros, L 1, Doubront 27, Jenkins, C 2, Hynes 2, Korecky 3.

Inherited runners-scored: Tonkin 1-0.

Umpires: HP: Jansen Visconti. 1B: Jeremy Riggs. 2B: Jon Byrne. 3B: Doug Vines.

Weather: 74 degrees, partly cloudy.

Wind: 13 mph, R to L.

T: 2:31.

Att: 13,010.

Venue: Coca-Cola Field.

May 30, 2015

Individual Stats (Batting)

| Player | POS | G | AB | R | H | 2B | 3B | HR | RBI | TB | BB | SO | SB | CS | OBP | SLG | AVG | OPS | E |
|--------------------|-----|----|-----|----|----|----|----|----|-----|----|----|----|----|----|------|------|------|-------|---|
| Aaron Hicks | CF | 27 | 107 | 21 | 36 | 10 | 4 | 2 | 14 | 60 | 15 | 20 | 2 | 0 | .415 | .561 | .336 | .975 | 0 |
| Kennys Vargas | 1B | 11 | 39 | 8 | 13 | 2 | 0 | 3 | 7 | 24 | 4 | 12 | 0 | 0 | .395 | .615 | .333 | 1.011 | 2 |
| Eric Fryer | C | 26 | 82 | 8 | 27 | 3 | 0 | 0 | 9 | 30 | 9 | 20 | 0 | 1 | .402 | .366 | .329 | .768 | 1 |
| James Beresford | 2B | 41 | 148 | 17 | 48 | 9 | 0 | 0 | 17 | 57 | 10 | 22 | 1 | 0 | .365 | .385 | .324 | .750 | 2 |
| Argenis Diaz | SS | 36 | 110 | 14 | 32 | 3 | 0 | 0 | 7 | 35 | 14 | 16 | 3 | 1 | .381 | .318 | .291 | .699 | 3 |
| Doug Bernier | SS | 29 | 95 | 11 | 27 | 5 | 0 | 1 | 10 | 35 | 6 | 20 | 1 | 0 | .327 | .368 | .284 | .695 | 1 |
| Danny Ortiz | LF | 45 | 168 | 26 | 46 | 12 | 2 | 7 | 32 | 83 | 12 | 34 | 2 | 0 | .326 | .494 | .274 | .820 | 2 |
| Jose Martinez | 2B | 39 | 141 | 15 | 37 | 4 | 0 | 2 | 18 | 47 | 5 | 16 | 2 | 0 | .284 | .333 | .262 | .617 | 2 |
| Reynaldo Rodriguez | RF | 44 | 166 | 23 | 43 | 11 | 2 | 3 | 17 | 67 | 15 | 28 | 1 | 2 | .320 | .404 | .259 | .724 | 2 |
| Josmil Pinto | C | 42 | 155 | 25 | 39 | 8 | 0 | 5 | 22 | 62 | 16 | 37 | 0 | 0 | .329 | .400 | .252 | .729 | 4 |
| Eddie Rosario | CF | 23 | 95 | 11 | 23 | 2 | 1 | 3 | 12 | 36 | 5 | 17 | 1 | 1 | .280 | .379 | .242 | .659 | 2 |
| Wilkin Ramirez | RF | 20 | 62 | 6 | 15 | 3 | 2 | 0 | 2 | 22 | 1 | 18 | 0 | 0 | .246 | .355 | .242 | .601 | 1 |
| Eric Farris | OF | 36 | 129 | 14 | 30 | 2 | 0 | 1 | 11 | 35 | 9 | 21 | 3 | 1 | .288 | .271 | .233 | .559 | 0 |
| Ryan Wheeler | 3B | 8 | 26 | 3 | 6 | 2 | 0 | 1 | 4 | 11 | 0 | 9 | 0 | 0 | .231 | .423 | .231 | .654 | 1 |
| Nate Hanson | 1B | 13 | 32 | 2 | 7 | 1 | 0 | 0 | 2 | 8 | 5 | 8 | 0 | 0 | .324 | .250 | .219 | .574 | 0 |
| Brock Peterson | 1B | 29 | 97 | 11 | 18 | 1 | 0 | 5 | 12 | 34 | 14 | 33 | 0 | 0 | .289 | .351 | .186 | .640 | 0 |
| Oswaldo Arcia | OF | 4 | 11 | 0 | 0 | 0 | 0 | 0 | 2 | 0 | 1 | 4 | 0 | 0 | .071 | .000 | .000 | .071 | 0 |

Individual Stats (Pitching)

| Player | W | L | ERA | G | GS | CG | SHO | SV | IP | H | R | ER | HR | HB | BB | SO | WHIP | HLD | GF |
|-----------------|---|---|------|----|----|----|-----|----|------|----|----|----|----|----|----|----|------|-----|----|
| Taylor Rogers | 4 | 3 | 3.34 | 10 | 10 | 1 | 0 | 0 | 62.0 | 62 | 25 | 23 | 4 | 2 | 20 | 47 | 1.32 | 0 | 0 |
| Pat Dean | 5 | 3 | 2.36 | 9 | 9 | 1 | 1 | 0 | 61.0 | 57 | 18 | 16 | 3 | 3 | 12 | 33 | 1.13 | 0 | 0 |
| Jason Wheeler | 1 | 3 | 6.02 | 9 | 9 | 0 | 0 | 0 | 52.1 | 56 | 37 | 35 | 8 | 4 | 15 | 31 | 1.36 | 0 | 0 |
| Alex Meyer | 2 | 3 | 6.86 | 10 | 8 | 0 | 0 | 0 | 40.2 | 51 | 33 | 31 | 2 | 2 | 24 | 44 | 1.84 | 0 | 2 |
| Tommy Milone | 4 | 0 | 0.70 | 5 | 5 | 1 | 1 | 0 | 38.2 | 25 | 3 | 3 | 2 | 0 | 3 | 47 | 0.72 | 0 | 0 |
| Mark Hamburger | 1 | 1 | 4.55 | 12 | 4 | 0 | 0 | 0 | 29.2 | 40 | 16 | 15 | 1 | 1 | 17 | 30 | 1.92 | 2 | 0 |
| Lester Oliveros | 2 | 1 | 2.38 | 16 | 1 | 0 | 0 | 0 | 22.2 | 16 | 6 | 6 | 1 | 2 | 8 | 34 | 1.06 | 3 | 4 |
| A.J. Achter | 3 | 2 | 2.08 | 21 | 0 | 0 | 0 | 7 | 21.2 | 8 | 5 | 5 | 3 | 1 | 5 | 20 | 0.60 | 1 | 16 |
| Logan Darnell | 1 | 0 | 3.68 | 15 | 0 | 0 | 0 | 0 | 14.2 | 16 | 6 | 6 | 0 | 0 | 9 | 15 | 1.70 | 3 | 1 |
| Caleb Thielbar | 2 | 2 | 1.98 | 12 | 0 | 0 | 0 | 0 | 13.2 | 15 | 3 | 3 | 1 | 0 | 11 | 8 | 1.90 | 3 | 4 |
| Stephen Pryor | 1 | 0 | 9.00 | 8 | 0 | 0 | 0 | 0 | 13.0 | 13 | 13 | 13 | 5 | 0 | 12 | 13 | 1.92 | 0 | 1 |
| Tyler Duffey | 0 | 2 | 3.86 | 2 | 2 | 0 | 0 | 0 | 11.2 | 13 | 6 | 5 | 0 | 0 | 2 | 9 | 1.29 | 0 | 0 |
| Ryan Pressly | 0 | 2 | 4.50 | 7 | 0 | 0 | 0 | 0 | 10.0 | 6 | 7 | 5 | 1 | 0 | 6 | 15 | 1.20 | 1 | 4 |
| Ryan O'Rourke | 0 | 0 | 5.40 | 10 | 0 | 0 | 0 | 0 | 8.1 | 8 | 5 | 5 | 0 | 0 | 5 | 13 | 1.56 | 1 | 5 |
| Michael Tonkin | 0 | 1 | 2.25 | 9 | 0 | 0 | 0 | 5 | 8.0 | 5 | 2 | 2 | 1 | 0 | 2 | 10 | 0.88 | 0 | 8 |
| Chih-Wei Hu | 1 | 0 | 1.50 | 1 | 1 | 0 | 0 | 0 | 6.0 | 2 | 1 | 1 | 0 | 0 | 4 | 6 | 1.00 | 0 | 0 |
| Tim Stauffer | 0 | 0 | 5.40 | 4 | 0 | 0 | 0 | 0 | 5.0 | 6 | 3 | 3 | 0 | 0 | 2 | 2 | 1.60 | 0 | 0 |
| Brock Peterson | 0 | 0 | 0.00 | 1 | 0 | 0 | 0 | 0 | 1.0 | 1 | 0 | 0 | 0 | 0 | 1 | 1 | 2.00 | 0 | 1 |

International League North

| | W | L | PCT | GB | Home | Away | Div | Streak | Last10 |
|----------------------------------|----|----|------|-----|-------|-------|-------|--------|--------|
| Rochester Red Wings | 27 | 23 | .540 | - | 15-8 | 12-15 | 12-11 | L2 | 4-6 |
| Pawtucket Red Sox | 26 | 24 | .520 | 1.0 | 14-12 | 12-12 | 14-11 | W2 | 3-7 |
| Scranton/Wilkes-Barre RailRiders | 26 | 24 | .520 | 1.0 | 12-17 | 14-7 | 12-9 | L1 | 5-5 |
| Buffalo Bisons | 25 | 25 | .500 | 2.0 | 15-13 | 10-12 | 14-6 | W2 | 4-6 |
| Lehigh Valley IronPigs | 20 | 31 | .392 | 7.5 | 10-15 | 10-16 | 10-15 | W1 | 5-5 |
| Syracuse Chiefs | 17 | 32 | .347 | 9.5 | 8-14 | 9-18 | 7-17 | L6 | 1-9 |

International League South

| | W | L | PCT | GB | Home | Away | Div | Streak | Last10 |
|-------------------|----|----|------|-----|-------|-------|------|--------|--------|
| Charlotte Knights | 28 | 21 | .571 | - | 18-10 | 10-11 | 10-6 | L1 | 5-5 |
| Norfolk Tides | 28 | 22 | .560 | 0.5 | 14-8 | 14-14 | 9-8 | W1 | 7-3 |
| Durham Bulls | 28 | 23 | .549 | 1.0 | 12-10 | 16-13 | 9-9 | W2 | 7-3 |
| Gwinnett Braves | 24 | 26 | .480 | 4.5 | 14-14 | 10-12 | 6-11 | W2 | 7-3 |

International League West

| | W | L | PCT | GB | Home | Away | Div | Streak | Last10 |
|----------------------|----|----|------|-----|-------|-------|-------|--------|--------|
| Indianapolis Indians | 30 | 20 | .600 | - | 16-11 | 14-9 | 14-11 | L1 | 8-2 |
| Columbus Clippers | 26 | 24 | .520 | 4.0 | 15-6 | 11-18 | 10-7 | L3 | 3-7 |
| Louisville Bats | 24 | 25 | .490 | 5.5 | 14-12 | 10-13 | 10-14 | L2 | 6-4 |
| Toledo Mud Hens | 20 | 29 | .408 | 9.5 | 9-13 | 11-16 | 10-12 | W1 | 4-6 |

Biloxi Shuckers (30-19) 11, Chattanooga Lookouts (29-19) 8
May 30, 2015

| | 1 | 2 | 3 | 4 | 5 | 6 | 7 | 8 | 9 | R | H | E |
|--------------------|---|---|---|---|---|---|---|---|---|----|----|---|
| Biloxi | 3 | 0 | 4 | 0 | 2 | 1 | 0 | 0 | 1 | 11 | 18 | 0 |
| Chattanooga | 0 | 0 | 4 | 0 | 0 | 0 | 0 | 1 | 3 | 8 | 8 | 1 |

| Biloxi | AB | R | H | RBI | BB | SO | LOB | AVG | Chattanooga | AB | R | H | RBI | BB | SO | LOB | AVG |
|-----------------|-----------|-----------|-----------|------------|-----------|-----------|------------|-------------|--------------------|-----------|----------|----------|------------|-----------|-----------|------------|-------------|
| Wren, LF | 5 | 1 | 2 | 1 | 0 | 1 | 7 | .266 | Buxton, CF | 3 | 1 | 0 | 1 | 2 | 2 | 1 | .262 |
| Taylor, T, CF | 4 | 0 | 0 | 0 | 1 | 1 | 3 | .272 | Polanco, J, SS | 5 | 1 | 3 | 2 | 0 | 1 | 1 | .323 |
| Arcia, Or, SS | 6 | 3 | 3 | 1 | 0 | 2 | 2 | .341 | Sano, 3B | 5 | 1 | 2 | 1 | 0 | 1 | 2 | .247 |
| Ramirez, N, 1B | 5 | 2 | 1 | 1 | 1 | 0 | 1 | .289 | Harrison, RF | 4 | 1 | 1 | 4 | 0 | 2 | 1 | .284 |
| Reed, M, RF | 6 | 2 | 4 | 4 | 0 | 1 | 1 | .340 | Kepler, 1B | 4 | 1 | 2 | 0 | 0 | 2 | 0 | .333 |
| Green, T, DH | 6 | 0 | 2 | 1 | 0 | 1 | 2 | .224 | Walker, LF | 3 | 1 | 0 | 0 | 0 | 3 | 1 | .249 |
| Orf, 3B | 4 | 2 | 2 | 1 | 1 | 1 | 2 | .259 | Gonzales, DH | 4 | 0 | 0 | 0 | 0 | 3 | 3 | .238 |
| Weisenburger, C | 4 | 1 | 2 | 0 | 1 | 0 | 3 | .232 | Turner, C | 3 | 0 | 0 | 0 | 0 | 0 | 0 | .214 |
| Shaw, N, 2B | 4 | 0 | 2 | 0 | 1 | 0 | 2 | .193 | Rodriguez, Ja, C | 1 | 0 | 0 | 0 | 0 | 1 | 2 | .000 |
| Burgos, H, P | 0 | 0 | 0 | 0 | 0 | 0 | 0 | .000 | Meneses, 2B | 2 | 2 | 0 | 0 | 2 | 0 | 0 | .247 |
| Barnes, J, P | 0 | 0 | 0 | 0 | 0 | 0 | 0 | .143 | Baxendale, P | 0 | 0 | 0 | 0 | 0 | 0 | 0 | .000 |
| Obispo, P | 0 | 0 | 0 | 0 | 0 | 0 | 0 | .000 | Boer, P | 0 | 0 | 0 | 0 | 0 | 0 | 0 | .000 |
| Chapman, J, P | 0 | 0 | 0 | 0 | 0 | 0 | 0 | .000 | Johnson, C, P | 0 | 0 | 0 | 0 | 0 | 0 | 0 | .000 |
| Totals | 44 | 11 | 18 | 9 | 5 | 7 | 23 | .273 | Burdi, P | 0 | 0 | 0 | 0 | 0 | 0 | 0 | .000 |
| | | | | | | | | | Johnson, D, P | 0 | 0 | 0 | 0 | 0 | 0 | 0 | .000 |
| | | | | | | | | | Totals | 34 | 8 | 8 | 8 | 4 | 15 | 11 | .267 |

BATTING

2B: Ramirez, N (9, Baxendale), Green, T (3, Baxendale), Weisenburger (5, Baxendale), Arcia, Or 2 (17, Baxendale, Johnson, D), Orf 2 (9, Boer, Johnson, C).

3B: Reed, M (3, Johnson, D).

HR: Reed, M (4, 3rd inning off Baxendale, 2 on, 0 out).

TB: Weisenburger 3; Shaw, N 2; Reed, M 9; Arcia, Or 5; Ramirez, N 2; Orf 4; Wren 2; Green, T 3.

RBI: Arcia, Or (25), Ramirez, N (33), Green, T (14), Reed, M 4 (28), Wren (7), Orf (14).

2-out RBI: Green, T; Wren; Reed, M.

Runners left in scoring position, 2 out: Orf; Taylor, T 3; Arcia, Or; Wren 4; Green, T.

SAC: Taylor, T.

Team RISP: 8-for-21.

Team LOB: 13.

BASERUNNING

SB: Weisenburger (1, home off Johnson, C/Turner), Wren 2 (17, 2nd base off Johnson, C/Turner, 3rd base off Johnson, C/Turner).

BATTING

2B: Polanco, J (7, Burgos, H).

3B: Kepler (3, Burgos, H).

HR: Harrison (3, 3rd inning off Burgos, H, 3 on, 2 out).

TB: Harrison 4; Polanco, J 4; Kepler 4; Sano 2.

RBI: Harrison 4 (27), Sano (31), Buxton (35), Polanco, J 2 (24).

2-out RBI: Harrison 4; Sano; Buxton; Polanco, J 2.

Runners left in scoring position, 2 out: Gonzales; Sano.

Team RISP: 4-for-9.

Team LOB: 4.

BASERUNNING

CS: Polanco, J (4, 3rd base by Burgos, H/Weisenburger).

FIELDING

E: Polanco, J (9, fielding).

| Biloxi | IP | H | R | ER | BB | SO | HR | ERA | Chattanooga | IP | H | R | ER | BB | SO | HR | ERA |
|--------------------|------------|----------|----------|-----------|-----------|-----------|-----------|-------------|--------------------|------------|-----------|-----------|-----------|-----------|-----------|-----------|-------------|
| Burgos, H (W, 2-0) | 6.0 | 5 | 4 | 4 | 1 | 10 | 1 | 4.67 | Baxendale (L, 3-1) | 2.0 | 7 | 6 | 6 | 1 | 2 | 1 | 3.47 |
| Barnes, J | 2.0 | 1 | 1 | 1 | 1 | 3 | 0 | 3.89 | Boer | 2.2 | 4 | 3 | 3 | 1 | 0 | 0 | 4.26 |
| Obispo | 0.2 | 1 | 3 | 3 | 2 | 2 | 0 | 8.83 | Johnson, C | 1.1 | 3 | 1 | 1 | 2 | 1 | 0 | 3.27 |
| Chapman, J (S, 2) | 0.1 | 1 | 0 | 0 | 0 | 0 | 0 | 0.84 | Burdi | 2.0 | 2 | 0 | 0 | 1 | 3 | 0 | 5.06 |
| Totals | 9.0 | 8 | 8 | 8 | 4 | 15 | 1 | 3.24 | Johnson, D | 1.0 | 2 | 1 | 1 | 0 | 1 | 0 | 6.86 |
| | | | | | | | | | Totals | 9.0 | 18 | 11 | 11 | 5 | 7 | 1 | 4.09 |

Baxendale pitched to 3 batters in the 3rd.

Game Scores: Burgos, H 55, Baxendale 19.

WP: Barnes, J.

HBP: Wren (by Johnson, C), Walker (by Obispo).

Pitches-strikes: Burgos, H 94-59, Barnes, J 40-24, Obispo 27-10, Chapman, J 8-5, Baxendale 48-28, Boer 42-23, Johnson, C 32-19, Burdi 35-22, Johnson, D 16-12.

Groundouts-flyouts: Burgos, H 2-5, Barnes, J 0-1, Obispo 0-0, Chapman, J 0-0, Baxendale 1-2, Boer 4-4, Johnson, C 2-0, Burdi 1-1, Johnson, D 1-1.

Batters faced: Burgos, H 23, Barnes, J 8, Obispo 6, Chapman, J 2, Baxendale 14, Boer 13, Johnson, C 10, Burdi 9, Johnson, D 5.

Inherited runners-scored: Chapman, J 3-2, Johnson, C 1-1.

Umpires: HP: Blake Carnahan. 1B: Lewis Williams. 3B: Alex Ransom.

Weather: 83 degrees, partly cloudy.

Wind: 11 mph, Out to LF.

T: 3:10.

Att: 5,750.

Venue: AT&T Field.

May 30, 2015

Individual Stats (Batting)

| Player | POS | G | AB | R | H | 2B | 3B | HR | RBI | TB | BB | SO | SB | CS | OBP | SLG | AVG | OPS | E |
|----------------------|-----|----|-----|----|----|----|----|----|-----|----|----|----|----|----|------|------|------|------|----|
| Max Kepler | CF | 33 | 126 | 25 | 42 | 14 | 3 | 2 | 15 | 68 | 8 | 12 | 6 | 1 | .373 | .540 | .333 | .913 | 2 |
| Jorge Polanco | SS | 44 | 186 | 27 | 60 | 7 | 1 | 4 | 24 | 81 | 10 | 30 | 10 | 4 | .355 | .435 | .323 | .791 | 9 |
| Dalton Hicks | 1B | 23 | 83 | 11 | 24 | 6 | 1 | 3 | 14 | 41 | 15 | 25 | 0 | 1 | .394 | .494 | .289 | .888 | 1 |
| Travis Harrison | LF | 46 | 169 | 30 | 48 | 15 | 1 | 3 | 27 | 74 | 19 | 42 | 1 | 5 | .374 | .438 | .284 | .812 | 3 |
| Carlos Paulino | C | 16 | 49 | 4 | 13 | 3 | 0 | 0 | 3 | 16 | 6 | 5 | 0 | 0 | .345 | .327 | .265 | .672 | 2 |
| Byron Buxton | CF | 47 | 191 | 38 | 50 | 6 | 11 | 6 | 35 | 96 | 19 | 44 | 14 | 1 | .327 | .503 | .262 | .830 | 2 |
| Adam Brett Walker II | OF | 46 | 173 | 32 | 43 | 11 | 1 | 12 | 39 | 92 | 13 | 68 | 1 | 1 | .303 | .532 | .249 | .835 | 3 |
| Heiker Meneses | 3B | 26 | 81 | 11 | 20 | 5 | 0 | 0 | 15 | 25 | 6 | 19 | 2 | 0 | .295 | .309 | .247 | .604 | 1 |
| Miguel Sano | 3B | 44 | 162 | 32 | 40 | 10 | 1 | 9 | 31 | 79 | 25 | 48 | 3 | 1 | .346 | .488 | .247 | .833 | 12 |
| Levi Michael | 2B | 18 | 57 | 14 | 14 | 3 | 3 | 2 | 12 | 29 | 7 | 12 | 3 | 2 | .353 | .509 | .246 | .862 | 2 |
| Stephen Wickens | 2B | 28 | 79 | 15 | 19 | 3 | 2 | 0 | 6 | 26 | 8 | 9 | 4 | 3 | .322 | .329 | .241 | .651 | 3 |
| Mike Gonzales | 1B | 37 | 130 | 14 | 31 | 5 | 0 | 2 | 17 | 42 | 15 | 38 | 0 | 0 | .331 | .323 | .238 | .654 | 0 |
| Stuart Turner | C | 34 | 117 | 17 | 25 | 5 | 0 | 3 | 13 | 39 | 17 | 27 | 3 | 1 | .316 | .333 | .214 | .650 | 2 |
| Jairo Rodriguez | C | 2 | 2 | 0 | 0 | 0 | 0 | 0 | 0 | 0 | 0 | 1 | 0 | 0 | .000 | .000 | .000 | .000 | 0 |

Individual Stats (Pitching)

| Player | W | L | ERA | G | GS | CG | SHO | SV | IP | H | R | ER | HR | HB | BB | SO | WHIP | HLD | GF |
|----------------|---|---|-------|----|----|----|-----|----|------|----|----|----|----|----|----|----|------|-----|----|
| Jose Berrios | 6 | 2 | 2.84 | 10 | 10 | 1 | 1 | 0 | 63.1 | 57 | 21 | 20 | 5 | 5 | 17 | 70 | 1.17 | 0 | 0 |
| Greg Peavey | 4 | 1 | 5.94 | 10 | 10 | 0 | 0 | 0 | 53.0 | 69 | 36 | 35 | 6 | 4 | 12 | 30 | 1.53 | 0 | 0 |
| Tyler Duffey | 2 | 2 | 2.56 | 8 | 8 | 0 | 0 | 0 | 52.2 | 46 | 19 | 15 | 0 | 1 | 12 | 54 | 1.10 | 0 | 0 |
| D.J. Baxendale | 3 | 1 | 3.47 | 9 | 9 | 0 | 0 | 0 | 49.1 | 52 | 19 | 19 | 3 | 0 | 16 | 42 | 1.38 | 0 | 0 |
| Alex Wimmers | 2 | 0 | 5.54 | 8 | 8 | 0 | 0 | 0 | 39.0 | 41 | 24 | 24 | 3 | 0 | 15 | 38 | 1.44 | 0 | 0 |
| Cole Johnson | 2 | 1 | 3.27 | 13 | 0 | 0 | 0 | 0 | 22.0 | 21 | 9 | 8 | 0 | 2 | 9 | 28 | 1.36 | 2 | 2 |
| Nick Burdi | 3 | 3 | 5.06 | 15 | 0 | 0 | 0 | 1 | 21.1 | 23 | 13 | 12 | 1 | 1 | 15 | 24 | 1.78 | 2 | 5 |
| Jake Reed | 2 | 2 | 4.05 | 15 | 0 | 0 | 0 | 1 | 20.0 | 22 | 13 | 9 | 0 | 2 | 5 | 22 | 1.35 | 4 | 3 |
| D.J. Johnson | 0 | 0 | 6.86 | 15 | 0 | 0 | 0 | 3 | 19.2 | 19 | 15 | 15 | 0 | 2 | 11 | 13 | 1.53 | 2 | 8 |
| Zack Jones | 3 | 1 | 1.56 | 16 | 0 | 0 | 0 | 7 | 17.1 | 11 | 3 | 3 | 1 | 0 | 5 | 22 | 0.92 | 0 | 15 |
| Dallas Gallant | 1 | 1 | 5.06 | 12 | 0 | 0 | 0 | 1 | 16.0 | 17 | 11 | 9 | 1 | 3 | 8 | 9 | 1.56 | 1 | 7 |
| Adrian Salcedo | 0 | 0 | 1.38 | 5 | 1 | 0 | 0 | 0 | 13.0 | 9 | 2 | 2 | 1 | 0 | 5 | 10 | 1.08 | 1 | 2 |
| Madison Boer | 1 | 2 | 3.55 | 6 | 1 | 0 | 0 | 0 | 12.2 | 12 | 6 | 5 | 0 | 0 | 5 | 7 | 1.34 | 1 | 2 |
| Tim Shibuya | 0 | 2 | 4.09 | 7 | 0 | 0 | 0 | 0 | 11.0 | 11 | 7 | 5 | 0 | 2 | 3 | 8 | 1.27 | 1 | 3 |
| David Hurlbut | 0 | 1 | 21.00 | 1 | 1 | 0 | 0 | 0 | 3.0 | 8 | 7 | 7 | 1 | 0 | 1 | 3 | 3.00 | 0 | 0 |
| Ryan O'Rourke | 0 | 0 | 0.00 | 2 | 0 | 0 | 0 | 0 | 1.1 | 2 | 0 | 0 | 0 | 0 | 0 | 3 | 1.50 | 2 | 0 |
| J.T. Chargois | 0 | 0 | 0.00 | 1 | 0 | 0 | 0 | 0 | 1.0 | 3 | 0 | 0 | 0 | 0 | 0 | 1 | 3.00 | 0 | 0 |

Southern League North

| | W | L | PCT | GB | Home | Away | Div | Streak | Last10 |
|----------------------|----|----|------|-----|-------|-------|-------|--------|--------|
| Chattanooga Lookouts | 29 | 19 | .604 | - | 14-9 | 15-10 | 20-10 | L2 | 6-4 |
| Tennessee Smokies | 27 | 22 | .551 | 2.5 | 16-8 | 11-14 | 16-14 | W2 | 5-5 |
| Birmingham Barons | 23 | 26 | .469 | 6.5 | 11-14 | 12-12 | 9-11 | W1 | 4-6 |
| Montgomery Biscuits | 23 | 26 | .469 | 6.5 | 11-14 | 12-12 | 14-20 | W2 | 6-4 |
| Jackson Generals | 20 | 27 | .426 | 8.5 | 10-12 | 10-15 | 10-14 | L2 | 4-6 |

Southern League South

| | W | L | PCT | GB | Home | Away | Div | Streak | Last10 |
|-----------------------|----|----|------|------|-------|-------|-------|--------|--------|
| Biloxi Shuckers | 30 | 19 | .612 | - | 15-10 | 15-9 | 22-13 | W2 | 7-3 |
| Mississippi Braves | 26 | 21 | .553 | 3.0 | 14-10 | 12-11 | 15-13 | W2 | 6-4 |
| Mobile BayBears | 23 | 25 | .479 | 6.5 | 12-11 | 11-14 | 14-11 | L2 | 3-7 |
| Pensacola Blue Wahoos | 21 | 27 | .438 | 8.5 | 11-15 | 10-12 | 9-14 | L2 | 5-5 |
| Jacksonville Suns | 19 | 29 | .396 | 10.5 | 11-13 | 8-16 | 8-17 | L1 | 4-6 |

St. Lucie Mets (24-25) 4, Fort Myers Miracle (24-25) 2
May 30, 2015

| | 1 | 2 | 3 | 4 | 5 | 6 | 7 | 8 | 9 | 10 | 11 | R | H | E |
|-------------------|---|---|---|---|---|---|---|---|---|----|----|---|---|---|
| Fort Myers | 0 | 1 | 0 | 0 | 0 | 0 | 0 | 1 | 0 | 0 | 0 | 2 | 6 | 2 |
| St. Lucie | 0 | 2 | 0 | 0 | 0 | 0 | 0 | 0 | 0 | 0 | 2 | 4 | 8 | 1 |

None out when winning run scored.

| Fort Myers | AB | R | H | RBI | BB | SO | LOB | AVG | St. Lucie | AB | R | H | RBI | BB | SO | LOB | AVG |
|----------------------|-----------|----------|----------|----------|----------|-----------|-----------|-------------|-------------------|-----------|----------|----------|----------|----------|----------|-----------|-------------|
| Granite, CF | 4 | 0 | 0 | 0 | 1 | 2 | 2 | .287 | Stuart, CF | 4 | 0 | 0 | 0 | 1 | 3 | 1 | .195 |
| Walker, 2B | 4 | 1 | 1 | 0 | 1 | 2 | 0 | .238 | McNeil, 3B | 5 | 0 | 1 | 0 | 0 | 1 | 3 | .351 |
| Swim, RF-1B | 5 | 0 | 0 | 0 | 0 | 0 | 3 | .330 | De La Cruz, M, RF | 5 | 0 | 0 | 0 | 0 | 2 | 2 | .278 |
| Haar, 1B | 5 | 1 | 3 | 1 | 0 | 0 | 1 | .264 | Oberste, DH | 5 | 2 | 2 | 1 | 0 | 0 | 1 | .259 |
| 1-Christensen, PR-RF | 0 | 0 | 0 | 0 | 0 | 0 | 0 | .284 | Smith, D, 1B | 5 | 1 | 1 | 2 | 0 | 1 | 0 | .248 |
| Goodrum, 3B | 4 | 0 | 1 | 1 | 1 | 1 | 1 | .214 | Rosario, SS | 4 | 1 | 2 | 0 | 0 | 0 | 0 | .281 |
| Quesada, C | 4 | 0 | 0 | 0 | 1 | 3 | 5 | .149 | Sabol, LF | 3 | 0 | 0 | 0 | 1 | 1 | 2 | .333 |
| Vavra, DH | 5 | 0 | 0 | 0 | 0 | 3 | 3 | .183 | Plaia, C | 4 | 0 | 0 | 0 | 0 | 1 | 2 | .296 |
| Wade, LF | 4 | 0 | 1 | 0 | 1 | 2 | 1 | .215 | Evans, 2B | 4 | 0 | 2 | 0 | 0 | 0 | 2 | .216 |
| Vielma, SS | 4 | 0 | 0 | 0 | 1 | 2 | 2 | .196 | Gant, P | 0 | 0 | 0 | 0 | 0 | 0 | 0 | .000 |
| Hu, P | 0 | 0 | 0 | 0 | 0 | 0 | 0 | .000 | Coles, P | 0 | 0 | 0 | 0 | 0 | 0 | 0 | .000 |
| Van Steensel, P | 0 | 0 | 0 | 0 | 0 | 0 | 0 | .000 | Smoker, P | 0 | 0 | 0 | 0 | 0 | 0 | 0 | .000 |
| Peterson, Bra, P | 0 | 0 | 0 | 0 | 0 | 0 | 0 | .000 | Secret, P | 0 | 0 | 0 | 0 | 0 | 0 | 0 | .000 |
| Gallant, P | 0 | 0 | 0 | 0 | 0 | 0 | 0 | .000 | Totals | 39 | 4 | 8 | 3 | 2 | 9 | 13 | .259 |
| Totals | 39 | 2 | 6 | 2 | 6 | 15 | 18 | .238 | | | | | | | | | |

1-Ran for Haar in the 10th.

BATTING

HR: Haar (1, 2nd inning off Gant, 0 on, 0 out).

TB: Haar 6; Wade; Walker; Goodrum.

RBI: Haar (10), Goodrum (19).

2-out RBI: Goodrum.

Runners left in scoring position, 2 out: Vavra; Swim; Quesada 2.

Team RISP: 1-for-7.

Team LOB: 10.

BASERUNNING

CS: Vielma (4, 2nd base by Gant/Plaia).

FIELDING

E: Quesada (3, throw), Goodrum (11, throw).

BATTING

2B: Rosario (12, Hu), Evans (2, Van Steensel), Oberste (7, Gallant).

HR: Oberste (3, 2nd inning off Hu, 0 on, 0 out), Smith, D (1, 11th inning off Gallant, 1 on, 0 out).

TB: Oberste 6; Smith, D 4; Rosario 3; McNeil; Evans 3.

RBI: Oberste (22), Smith, D 2 (22).

Runners left in scoring position, 2 out: Plaia; De La Cruz, M; McNeil; Evans.

Team RISP: 1-for-8.

Team LOB: 7.

BASERUNNING

SB: Rosario (5, 2nd base off Hu/Quesada).

FIELDING

E: Evans (2, throw).

PB: Plaia 2 (12).

| Fort Myers | IP | H | R | ER | BB | SO | HR | ERA | St. Lucie | IP | H | R | ER | BB | SO | HR | ERA |
|------------------|-------------|----------|----------|----------|----------|----------|----------|-------------|-----------------|-------------|----------|----------|----------|----------|-----------|----------|-------------|
| Hu | 6.0 | 5 | 2 | 1 | 0 | 4 | 1 | 1.10 | Gant | 6.0 | 3 | 1 | 1 | 3 | 8 | 1 | 1.50 |
| Van Steensel | 2.0 | 1 | 0 | 0 | 1 | 1 | 0 | 2.45 | Coles (H, 2) | 1.0 | 0 | 0 | 0 | 1 | 1 | 0 | 3.15 |
| Peterson, Bra | 2.0 | 0 | 0 | 0 | 1 | 4 | 0 | 1.00 | Smoker (BS, 1) | 2.0 | 2 | 1 | 1 | 1 | 3 | 0 | 1.13 |
| Gallant (L, 0-1) | 0.0 | 2 | 2 | 2 | 0 | 0 | 1 | 13.50 | Secret (W, 4-1) | 2.0 | 1 | 0 | 0 | 1 | 3 | 0 | 3.54 |
| Totals | 10.0 | 8 | 4 | 3 | 2 | 9 | 2 | 2.60 | Totals | 11.0 | 6 | 2 | 2 | 6 | 15 | 1 | 3.33 |

Gallant pitched to 2 batters in the 11th.

Game Scores: Hu 60, Gant 67.

WP: Hu, Van Steensel, Peterson, Bra, Smoker.

Balk: Hu.

IBB: Goodrum (by Secret).

Groundouts-flyouts: Hu 7-6, Van Steensel 0-4, Peterson, Bra 1-1, Gallant 0-0, Gant 7-2, Coles 1-1, Smoker 3-0, Secret 2-1.

Batters faced: Hu 24, Van Steensel 8, Peterson, Bra 7, Gallant 2, Gant 24, Coles 4, Smoker 9, Secret 8.

Umpires: HP: Derek Gonzales. 1B: Ryan Doherty.

Weather: 87 degrees, clear.

Wind: 14 mph, R to L.

T: 3:13.

Att: 2,214.

Individual Stats (Batting)

| Player | POS | G | AB | R | H | 2B | 3B | HR | RBI | TB | BB | SO | SB | CS | OBP | SLG | AVG | OPS | E |
|------------------|-----|----|-----|----|----|----|----|----|-----|----|----|----|----|----|------|------|------|------|----|
| Alex Swim | C | 42 | 179 | 19 | 59 | 4 | 0 | 0 | 18 | 63 | 8 | 17 | 4 | 2 | .358 | .352 | .330 | .710 | 2 |
| Zach Granite | CF | 28 | 115 | 17 | 33 | 5 | 0 | 1 | 7 | 41 | 11 | 21 | 6 | 4 | .357 | .357 | .287 | .713 | 1 |
| Chad Christensen | OF | 42 | 155 | 19 | 44 | 10 | 0 | 2 | 14 | 60 | 15 | 43 | 5 | 3 | .349 | .387 | .284 | .736 | 2 |
| Bryan Haar | 3B | 32 | 125 | 9 | 33 | 9 | 0 | 1 | 10 | 45 | 11 | 32 | 1 | 0 | .324 | .360 | .264 | .684 | 5 |
| Jason Kanzler | CF | 39 | 134 | 19 | 34 | 4 | 0 | 4 | 15 | 50 | 12 | 39 | 10 | 5 | .344 | .373 | .254 | .717 | 0 |
| Max Kepler | CF | 6 | 24 | 4 | 6 | 2 | 0 | 0 | 0 | 8 | 2 | 5 | 1 | 0 | .308 | .333 | .250 | .641 | 0 |
| Marcus Knecht | RF | 38 | 139 | 16 | 34 | 6 | 2 | 1 | 17 | 47 | 16 | 29 | 5 | 0 | .331 | .338 | .245 | .669 | 1 |
| Ryan Walker | SS | 6 | 21 | 3 | 5 | 0 | 0 | 0 | 1 | 5 | 1 | 5 | 0 | 1 | .261 | .238 | .238 | .499 | 0 |
| Logan Wade | 2B | 32 | 107 | 7 | 23 | 7 | 0 | 1 | 8 | 33 | 6 | 17 | 2 | 0 | .257 | .308 | .215 | .565 | 6 |
| Niko Goodrum | 3B | 47 | 187 | 21 | 40 | 9 | 1 | 4 | 19 | 63 | 29 | 52 | 11 | 3 | .321 | .337 | .214 | .658 | 11 |
| Engelb Vielma | SS | 43 | 163 | 14 | 32 | 2 | 1 | 1 | 11 | 39 | 7 | 34 | 11 | 4 | .230 | .239 | .196 | .469 | 7 |
| Mitch Garver | C | 41 | 133 | 8 | 25 | 4 | 0 | 0 | 16 | 29 | 24 | 26 | 1 | 0 | .319 | .218 | .188 | .537 | 1 |
| Tanner Vavra | 2B | 32 | 82 | 11 | 15 | 3 | 0 | 0 | 3 | 18 | 2 | 21 | 2 | 1 | .239 | .220 | .183 | .458 | 4 |
| Aderlin Mejia | 2B | 21 | 82 | 5 | 15 | 1 | 0 | 0 | 7 | 16 | 12 | 10 | 1 | 2 | .278 | .195 | .183 | .473 | 2 |
| Michael Quesada | C | 20 | 67 | 3 | 10 | 1 | 1 | 0 | 5 | 13 | 9 | 24 | 0 | 0 | .266 | .194 | .149 | .460 | 3 |

Individual Stats (Pitching)

| Player | W | L | ERA | G | GS | CG | SHO | SV | IP | H | R | ER | HR | HB | BB | SO | WHIP | HLD | GF |
|-------------------|---|---|-------|----|----|----|-----|----|------|----|----|----|----|----|----|----|------|-----|----|
| Aaron Slegers | 3 | 2 | 2.59 | 8 | 8 | 1 | 1 | 0 | 48.2 | 39 | 20 | 14 | 2 | 2 | 8 | 31 | 0.97 | 0 | 0 |
| Ryan Eades | 4 | 1 | 3.04 | 8 | 8 | 0 | 0 | 0 | 47.1 | 43 | 18 | 16 | 2 | 2 | 16 | 28 | 1.25 | 0 | 0 |
| Chih-Wei Hu | 4 | 0 | 1.10 | 7 | 7 | 0 | 0 | 0 | 41.0 | 28 | 7 | 5 | 2 | 1 | 6 | 40 | 0.83 | 0 | 0 |
| Kohl Stewart | 1 | 3 | 3.49 | 7 | 7 | 0 | 0 | 0 | 38.2 | 41 | 20 | 15 | 0 | 2 | 11 | 19 | 1.34 | 0 | 0 |
| Brett Lee | 1 | 3 | 3.29 | 6 | 6 | 0 | 0 | 0 | 38.1 | 40 | 15 | 14 | 0 | 0 | 12 | 20 | 1.36 | 0 | 0 |
| Ethan Mildren | 1 | 4 | 5.45 | 8 | 6 | 0 | 0 | 0 | 33.0 | 49 | 23 | 20 | 4 | 1 | 9 | 15 | 1.76 | 1 | 1 |
| Todd Van Steensel | 1 | 2 | 2.45 | 17 | 0 | 0 | 0 | 4 | 29.1 | 24 | 8 | 8 | 2 | 1 | 17 | 42 | 1.40 | 2 | 8 |
| Alex Muren | 1 | 2 | 2.22 | 17 | 0 | 0 | 0 | 1 | 28.1 | 22 | 8 | 7 | 1 | 0 | 11 | 22 | 1.16 | 1 | 3 |
| Brandon Peterson | 1 | 0 | 1.00 | 18 | 0 | 0 | 0 | 2 | 27.0 | 13 | 3 | 3 | 0 | 0 | 15 | 39 | 1.04 | 2 | 7 |
| Luke Westphal | 2 | 2 | 4.05 | 11 | 5 | 0 | 0 | 0 | 26.2 | 33 | 14 | 12 | 0 | 0 | 11 | 19 | 1.65 | 1 | 1 |
| Brian Gilbert | 1 | 2 | 2.31 | 15 | 0 | 0 | 0 | 0 | 23.1 | 14 | 7 | 6 | 0 | 1 | 17 | 17 | 1.33 | 2 | 4 |
| Madison Boer | 2 | 2 | 1.62 | 11 | 0 | 0 | 0 | 1 | 16.2 | 8 | 3 | 3 | 0 | 1 | 6 | 11 | 0.84 | 0 | 8 |
| J.T. Chargois | 1 | 0 | 2.40 | 16 | 0 | 0 | 0 | 4 | 15.0 | 12 | 8 | 4 | 0 | 0 | 5 | 19 | 1.13 | 1 | 10 |
| Tim Shibuya | 1 | 0 | 0.66 | 6 | 0 | 0 | 0 | 0 | 13.2 | 9 | 1 | 1 | 0 | 0 | 1 | 13 | 0.73 | 0 | 1 |
| David Hurlbut | 0 | 1 | 0.00 | 2 | 1 | 0 | 0 | 0 | 12.0 | 6 | 4 | 0 | 0 | 1 | 3 | 9 | 0.75 | 0 | 1 |
| Mat Batts | 0 | 0 | 1.29 | 1 | 1 | 0 | 0 | 0 | 7.0 | 6 | 1 | 1 | 0 | 1 | 1 | 3 | 1.00 | 0 | 0 |
| Jose Velez | 0 | 0 | 1.80 | 2 | 0 | 0 | 0 | 0 | 5.0 | 1 | 1 | 1 | 0 | 0 | 0 | 5 | 0.20 | 2 | 0 |
| Dereck Rodriguez | 0 | 0 | 0.00 | 1 | 0 | 0 | 0 | 0 | 2.0 | 1 | 0 | 0 | 0 | 0 | 2 | 2 | 1.50 | 0 | 0 |
| Alexis Tapia | 0 | 0 | 0.00 | 2 | 0 | 0 | 0 | 0 | 2.0 | 2 | 0 | 0 | 0 | 0 | 0 | 1 | 1.00 | 0 | 2 |
| Dallas Gallant | 0 | 1 | 13.50 | 2 | 0 | 0 | 0 | 0 | 1.1 | 4 | 2 | 2 | 1 | 0 | 0 | 0 | 3.00 | 0 | 2 |
| Matt Summers | 0 | 0 | 0.00 | 1 | 0 | 0 | 0 | 0 | 1.0 | 0 | 0 | 0 | 0 | 0 | 0 | 1 | 0.00 | 0 | 0 |

Florida State League North

| | W | L | PCT | GB | Home | Away | Div | Streak | Last10 |
|-------------------------|----|----|------|------|-------|-------|-------|--------|--------|
| Daytona Tortugas | 30 | 19 | .612 | - | 19-8 | 11-11 | 20-13 | W2 | 7-3 |
| Tampa Yankees | 25 | 24 | .510 | 5.0 | 12-11 | 13-13 | 17-16 | W1 | 3-7 |
| Clearwater Threshers | 24 | 25 | .490 | 6.0 | 10-14 | 14-11 | 16-17 | L1 | 5-5 |
| Lakeland Flying Tigers | 23 | 25 | .479 | 6.5 | 8-14 | 15-11 | 16-16 | L2 | 4-6 |
| Brevard County Manatees | 21 | 27 | .438 | 8.5 | 13-14 | 8-13 | 15-17 | W3 | 5-5 |
| Dunedin Blue Jays | 20 | 29 | .408 | 10.0 | 11-14 | 9-15 | 14-19 | L1 | 3-7 |

Florida State League South

| | W | L | PCT | GB | Home | Away | Div | Streak | Last10 |
|-----------------------|----|----|------|-----|-------|-------|-------|--------|--------|
| Charlotte Stone Crabs | 32 | 17 | .653 | - | 18-4 | 14-13 | 20-13 | L3 | 6-4 |
| Fort Myers Miracle | 24 | 25 | .490 | 8.0 | 15-11 | 9-14 | 16-17 | L3 | 6-4 |
| Palm Beach Cardinals | 24 | 25 | .490 | 8.0 | 9-12 | 15-13 | 16-17 | W2 | 4-6 |
| St. Lucie Mets | 24 | 25 | .490 | 8.0 | 15-12 | 9-13 | 16-17 | W2 | 7-3 |
| Bradenton Marauders | 23 | 26 | .469 | 9.0 | 7-14 | 16-12 | 15-18 | L2 | 3-7 |
| Jupiter Hammerheads | 23 | 26 | .469 | 9.0 | 13-15 | 10-11 | 16-17 | W1 | 7-3 |

Cedar Rapids Kernels (32-18) 5, Clinton LumberKings (23-27) 1
May 30, 2015

| | 1 | 2 | 3 | 4 | 5 | 6 | 7 | 8 | 9 | R | H | E |
|---------------------|---|---|---|---|---|---|---|---|---|---|---|---|
| Clinton | 1 | 0 | 0 | 0 | 0 | 0 | 0 | 0 | 0 | 1 | 8 | 2 |
| Cedar Rapids | 1 | 0 | 0 | 0 | 0 | 4 | 0 | x | 5 | 8 | 2 | |

| Clinton | | | | | | | | | | Cedar Rapids | | | | | | | | | |
|-----------------|-----------|----------|----------|----------|----------|----------|-----------|-------------|--|---------------------|-----------|----------|----------|----------|----------|----------|-------------|------|--|
| | AB | R | H | RBI | BB | SO | LOB | AVG | | AB | R | H | RBI | BB | SO | LOB | AVG | | |
| Fields, CF | 3 | 1 | 1 | 0 | 2 | 0 | 2 | .261 | | English, CF | 2 | 1 | 0 | 0 | 1 | 1 | 2 | .224 | |
| Mariscal, 3B | 3 | 0 | 1 | 0 | 1 | 0 | 3 | .214 | | Gordon, SS | 4 | 0 | 2 | 1 | 0 | 0 | 1 | .230 | |
| Ward, 2B | 3 | 0 | 0 | 0 | 0 | 0 | 2 | .272 | | Larson, LF | 4 | 0 | 1 | 0 | 0 | 1 | 2 | .245 | |
| Brito, K, 1B | 4 | 0 | 1 | 0 | 0 | 1 | 2 | .247 | | Murphy, M, DH | 3 | 0 | 0 | 0 | 1 | 1 | 1 | .243 | |
| Mack, LF | 3 | 0 | 2 | 0 | 1 | 1 | 0 | .265 | | White, 3B | 2 | 0 | 0 | 1 | 1 | 0 | 0 | .244 | |
| Morales, E, RF | 4 | 0 | 0 | 0 | 0 | 4 | 6 | .260 | | Fernandez, J, 1B | 2 | 1 | 0 | 0 | 2 | 0 | 2 | .229 | |
| Taylor, C | 4 | 0 | 0 | 0 | 0 | 1 | 2 | .245 | | Kelly, 2B | 4 | 1 | 1 | 0 | 0 | 0 | 1 | .246 | |
| Wawoe, SS | 4 | 0 | 1 | 0 | 0 | 1 | 0 | .264 | | Doe, B, C | 4 | 1 | 2 | 2 | 0 | 0 | 2 | .311 | |
| Zeutenhorst, DH | 4 | 0 | 2 | 0 | 0 | 0 | 1 | .233 | | Corcino, RF | 3 | 1 | 2 | 1 | 0 | 0 | 1 | .667 | |
| Schiraldi, P | 0 | 0 | 0 | 0 | 0 | 0 | 0 | .000 | | Tillery, P | 0 | 0 | 0 | 0 | 0 | 0 | 0 | .000 | |
| Buchanan, P | 0 | 0 | 0 | 0 | 0 | 0 | 0 | .000 | | Velez, P | 0 | 0 | 0 | 0 | 0 | 0 | 0 | .000 | |
| Kiel, P | 0 | 0 | 0 | 0 | 0 | 0 | 0 | .000 | | Bard, P | 0 | 0 | 0 | 0 | 0 | 0 | 0 | .000 | |
| Totals | 32 | 1 | 8 | 0 | 4 | 8 | 18 | .235 | | Totals | 28 | 5 | 8 | 5 | 5 | 3 | .245 | | |

BATTING

TB: Brito, K; Fields; Zeutenhorst 2; Mariscal; Wawoe; Mack 2.
Runners left in scoring position, 2 out: Morales, E 2; Mariscal; Taylor 2.
SAC: Ward.
GIDP: Ward.
Team RISP: 0-for-7.
Team LOB: 9.

BASERUNNING

CS: Fields (2, 2nd base by Tillery/Doe, B).

FIELDING

E: Wawoe (6, fielding), Buchanan (1, pickoff).
PB: Taylor (5).
Outfield assists: Morales, E (Doe, B at 3rd base).
Pickoffs: Taylor (White at 2nd base), Kiel (Gordon at 1st base).

BATTING

2B: Doe, B (6, Buchanan), Larson (10, Kiel).
TB: Doe, B 3; Kelly; Gordon 2; Larson 2; Corcino 2.
RBI: White (18), Doe, B 2 (11), Corcino (1), Gordon (23).
Runners left in scoring position, 2 out: Fernandez, J; English; Murphy, M.
SAC: English.
SF: White.
Team RISP: 3-for-9.
Team LOB: 6.

BASERUNNING

SB: White (8, 2nd base off Schiraldi/Taylor).
CS: Gordon (3, 2nd base by Kiel/Taylor).
PO: White (2nd base by Taylor), Gordon (1st base by Kiel).

FIELDING

E: White (8, fielding), Gordon (6, throw).
DP: (Kelly-Fernandez, J).

| Clinton | | | | | | | | | | Cedar Rapids | | | | | | | | | |
|-------------------|------------|----------|----------|----------|----------|----------|----------|-------------|--|---------------------|------------|----------|----------|----------|----------|----------|----------|-------------|--|
| | IP | H | R | ER | BB | SO | HR | ERA | | IP | H | R | ER | BB | SO | HR | ERA | | |
| Schiraldi | 6.0 | 3 | 1 | 1 | 3 | 3 | 0 | 3.69 | | Tillery | 4.0 | 5 | 1 | 0 | 2 | 2 | 0 | 1.89 | |
| Buchanan (L, 0-1) | 0.1 | 3 | 4 | 4 | 1 | 0 | 0 | 27.00 | | Velez | 2.0 | 1 | 0 | 0 | 2 | 3 | 0 | 1.42 | |
| Kiel | 1.2 | 2 | 0 | 0 | 1 | 0 | 0 | 2.78 | | Bard (W, 2-0) | 2.0 | 1 | 0 | 0 | 0 | 3 | 0 | 1.50 | |
| Totals | 8.0 | 8 | 5 | 5 | 5 | 3 | 0 | 4.03 | | Totals | 9.0 | 8 | 1 | 0 | 4 | 8 | 0 | 2.53 | |

Game Scores: Schiraldi 62, Tillery 50.

WP: Tillery.

Groundouts-flyouts: Schiraldi 8-3, Buchanan 1-0, Kiel 2-2, Tillery 7-2, Velez 2-1, Bard 1-1, Booser 1-0.

Batters faced: Schiraldi 23, Buchanan 5, Kiel 7, Tillery 19, Velez 9, Bard 6, Booser 3.

Inherited runners-scored: Kiel 1-1.

Umpires: HP: Matt Bates. 1B: Aaron Higgins.

Weather: 59 degrees, overcast.

Wind: 15 mph, In from CF.

T: 2:45.

Att: 2,312.

Venue: Perfect Game Field.

May 30, 2015

Individual Stats (Batting)

| Player | POS | G | AB | R | H | 2B | 3B | HR | RBI | TB | BB | SO | SB | CS | OBP | SLG | AVG | OPS | E |
|------------------|-----|----|-----|----|----|----|----|----|-----|----|----|----|----|----|------|------|------|------|---|
| Zach Granite | CF | 19 | 67 | 17 | 24 | 5 | 1 | 0 | 5 | 31 | 12 | 6 | 7 | 1 | .463 | .463 | .358 | .925 | 0 |
| Trey Vavra | 1B | 42 | 156 | 29 | 54 | 10 | 1 | 6 | 28 | 84 | 13 | 30 | 2 | 0 | .406 | .538 | .346 | .944 | 2 |
| Brett Doe | C | 17 | 61 | 8 | 19 | 6 | 0 | 2 | 11 | 31 | 3 | 10 | 0 | 0 | .362 | .508 | .311 | .871 | 1 |
| Blake Schmit | SS | 12 | 44 | 6 | 11 | 1 | 1 | 1 | 10 | 17 | 3 | 7 | 1 | 0 | .333 | .386 | .250 | .720 | 0 |
| Pat Kelly | 2B | 37 | 138 | 22 | 34 | 6 | 3 | 3 | 21 | 55 | 5 | 25 | 1 | 1 | .273 | .399 | .246 | .672 | 3 |
| Zack Larson | RF | 44 | 163 | 23 | 40 | 10 | 1 | 0 | 30 | 52 | 21 | 36 | 5 | 1 | .330 | .319 | .245 | .649 | 1 |
| T.J. White | 3B | 45 | 168 | 13 | 41 | 6 | 3 | 0 | 18 | 53 | 17 | 23 | 8 | 1 | .323 | .315 | .244 | .638 | 8 |
| Max Murphy | LF | 46 | 181 | 32 | 44 | 9 | 5 | 2 | 22 | 69 | 19 | 39 | 3 | 1 | .322 | .381 | .243 | .703 | 4 |
| Nick Gordon | SS | 44 | 174 | 30 | 40 | 5 | 2 | 0 | 23 | 49 | 16 | 38 | 11 | 3 | .303 | .282 | .230 | .584 | 6 |
| Jorge Fernandez | C | 25 | 96 | 11 | 22 | 8 | 1 | 2 | 17 | 38 | 8 | 27 | 0 | 0 | .295 | .396 | .229 | .691 | 3 |
| Rainis Silva | C | 11 | 44 | 4 | 10 | 3 | 0 | 0 | 2 | 13 | 3 | 9 | 0 | 0 | .277 | .295 | .227 | .572 | 0 |
| Tanner English | CF | 44 | 156 | 28 | 35 | 6 | 5 | 1 | 8 | 54 | 30 | 35 | 16 | 2 | .351 | .346 | .224 | .697 | 1 |
| Tyler Kuresa | 1B | 36 | 134 | 6 | 26 | 7 | 0 | 1 | 11 | 36 | 7 | 29 | 0 | 0 | .236 | .269 | .194 | .505 | 5 |
| Jonatan Hinojosa | 3B | 18 | 65 | 8 | 10 | 1 | 0 | 0 | 2 | 11 | 5 | 21 | 3 | 3 | .211 | .169 | .154 | .380 | 4 |
| Brian Navarreto | C | 19 | 68 | 4 | 9 | 1 | 0 | 0 | 2 | 10 | 2 | 14 | 0 | 0 | .155 | .147 | .132 | .302 | 0 |

Individual Stats (Pitching)

| Player | W | L | ERA | G | GS | CG | SHO | SV | IP | H | R | ER | HR | HB | BB | SO | WHIP | HLD | GF |
|------------------------|---|---|------|----|----|----|-----|----|------|----|----|----|----|----|----|----|------|-----|----|
| Felix Jorge | 3 | 2 | 2.42 | 8 | 8 | 0 | 0 | 0 | 48.1 | 36 | 15 | 13 | 4 | 1 | 9 | 44 | 0.93 | 0 | 0 |
| Stephen Gonsalves | 5 | 1 | 1.31 | 8 | 8 | 0 | 0 | 0 | 48.0 | 27 | 8 | 7 | 2 | 4 | 11 | 66 | 0.79 | 0 | 0 |
| Jared Wilson | 4 | 1 | 3.12 | 9 | 8 | 0 | 0 | 0 | 43.1 | 44 | 16 | 15 | 3 | 2 | 22 | 26 | 1.52 | 1 | 0 |
| Mat Batts | 3 | 2 | 2.21 | 7 | 7 | 1 | 0 | 0 | 40.2 | 31 | 14 | 10 | 0 | 2 | 11 | 44 | 1.03 | 0 | 0 |
| John Curtiss | 2 | 3 | 5.84 | 7 | 7 | 0 | 0 | 0 | 37.0 | 50 | 26 | 24 | 8 | 3 | 7 | 36 | 1.54 | 0 | 0 |
| Zach Tillery | 3 | 1 | 1.89 | 12 | 3 | 0 | 0 | 1 | 33.1 | 22 | 8 | 7 | 1 | 1 | 9 | 33 | 0.93 | 0 | 6 |
| Michael Cederoth | 1 | 4 | 4.32 | 9 | 6 | 0 | 0 | 0 | 33.1 | 32 | 21 | 16 | 2 | 2 | 16 | 35 | 1.44 | 1 | 1 |
| Randy LeBlanc | 4 | 0 | 2.33 | 13 | 0 | 0 | 0 | 1 | 27.0 | 24 | 7 | 7 | 1 | 3 | 10 | 24 | 1.26 | 1 | 5 |
| Trevor Hildenberger | 1 | 1 | 0.34 | 13 | 0 | 0 | 0 | 5 | 26.2 | 10 | 3 | 1 | 0 | 0 | 3 | 33 | 0.49 | 1 | 9 |
| Michael Theofanopoulos | 1 | 1 | 1.82 | 13 | 0 | 0 | 0 | 0 | 24.2 | 22 | 5 | 5 | 0 | 0 | 11 | 23 | 1.34 | 3 | 6 |
| Cameron Booser | 1 | 0 | 0.77 | 15 | 0 | 0 | 0 | 5 | 23.1 | 10 | 3 | 2 | 0 | 0 | 13 | 35 | 0.99 | 0 | 9 |
| Samuel Clay | 0 | 2 | 4.50 | 9 | 0 | 0 | 0 | 0 | 18.0 | 15 | 9 | 9 | 0 | 1 | 18 | 19 | 1.83 | 1 | 2 |
| Keaton Steele | 2 | 0 | 2.70 | 3 | 2 | 0 | 0 | 0 | 16.2 | 14 | 7 | 5 | 3 | 1 | 6 | 14 | 1.20 | 0 | 1 |
| C.K. Irby | 0 | 0 | 3.21 | 10 | 0 | 0 | 0 | 1 | 14.0 | 9 | 5 | 5 | 0 | 0 | 14 | 20 | 1.64 | 1 | 6 |
| Jose Velez | 0 | 0 | 1.42 | 3 | 0 | 0 | 0 | 0 | 6.1 | 3 | 1 | 1 | 1 | 0 | 2 | 9 | 0.79 | 1 | 0 |
| Luke Bard | 2 | 0 | 1.50 | 4 | 0 | 0 | 0 | 0 | 6.0 | 3 | 1 | 1 | 0 | 1 | 1 | 4 | 0.67 | 0 | 2 |
| Ricky Nolasco | 0 | 0 | 0.00 | 1 | 1 | 0 | 0 | 0 | 5.0 | 3 | 1 | 0 | 0 | 0 | 0 | 5 | 0.60 | 0 | 0 |
| Miles Nordgren | 0 | 0 | 0.00 | 2 | 0 | 0 | 0 | 0 | 3.1 | 3 | 0 | 0 | 0 | 1 | 1 | 2 | 1.20 | 0 | 2 |
| Yorman Landa | 0 | 0 | 0.00 | 1 | 0 | 0 | 0 | 0 | 1.0 | 0 | 0 | 0 | 0 | 0 | 0 | 1 | 0.00 | 0 | 0 |

Midwest League Eastern

| | W | L | PCT | GB | Home | Away | Div | Streak | Last10 |
|-------------------------|----|----|------|------|-------|-------|-------|--------|--------|
| Lansing Lugnuts | 30 | 20 | .600 | - | 14-9 | 16-11 | 30-20 | W4 | 7-3 |
| Bowling Green Hot Rods | 27 | 22 | .551 | 2.5 | 16-10 | 11-12 | 27-22 | L3 | 4-6 |
| Dayton Dragons | 26 | 24 | .520 | 4.0 | 15-9 | 11-15 | 26-24 | L2 | 4-6 |
| Lake County Captains | 25 | 24 | .510 | 4.5 | 13-13 | 12-11 | 25-24 | L1 | 4-6 |
| West Michigan Whitecaps | 25 | 24 | .510 | 4.5 | 14-12 | 11-12 | 25-24 | L2 | 6-4 |
| Great Lakes Loons | 23 | 25 | .479 | 6.0 | 10-13 | 13-12 | 23-25 | W3 | 5-5 |
| South Bend Cubs | 21 | 28 | .429 | 8.5 | 12-11 | 9-17 | 21-28 | W1 | 3-7 |
| Fort Wayne TinCaps | 19 | 29 | .396 | 10.0 | 10-15 | 9-14 | 19-29 | W1 | 6-4 |

Midwest League Western

| | W | L | PCT | GB | Home | Away | Div | Streak | Last10 |
|---------------------------|----|----|------|------|-------|-------|-------|--------|--------|
| Quad Cities River Bandits | 35 | 15 | .700 | - | 17-9 | 18-6 | 35-15 | W1 | 4-6 |
| Cedar Rapids Kernels | 32 | 18 | .640 | 3.0 | 13-11 | 19-7 | 32-18 | W2 | 8-2 |
| Burlington Bees | 25 | 25 | .500 | 10.0 | 16-11 | 9-14 | 25-25 | L1 | 5-5 |
| Kane County Cougars | 25 | 25 | .500 | 10.0 | 8-15 | 17-10 | 25-25 | W1 | 5-5 |
| Peoria Chiefs | 25 | 25 | .500 | 10.0 | 13-14 | 12-11 | 25-25 | L1 | 4-6 |
| Clinton LumberKings | 23 | 27 | .460 | 12.0 | 11-12 | 12-15 | 23-27 | L2 | 6-4 |
| Beloit Snappers | 20 | 30 | .400 | 15.0 | 11-12 | 9-18 | 20-30 | W1 | 4-6 |
| Wisconsin Timber Rattlers | 15 | 35 | .300 | 20.0 | 7-20 | 8-15 | 15-35 | L1 | 4-6 |

MINOR LEAGUE CLIPS

Glenn's walk-off clips Wings

Rochester Red Wings– 5/30/15

BUFFALO, NY - Brad Glenn hit a walk-off home run against **Lester Oliveros** in the bottom of the ninth inning as the Rochester Red Wings fell to the Buffalo Bisons 3-2 in front of over 13,000 fans Saturday night at Coca-Cola Field.

The home run was the first allowed by Oliveros (2-1) in 92 batters faced this season. It was Glenn's fifth long ball of the season.

Tommy Milone, reigning two-time International League Pitcher of the Week, surrendered a two-run homer to Dioner Navarro in the first inning but settled in nicely from that point on. Milone lasted 7.0 innings while giving up two runs on five hits and one walk with six strikeouts. His ERA climbed from 0.28 to 0.70.

Felix Doubront was good in his own right, matching Milone by yielding two runs over 7.0 innings on six hits and two walks while striking out five. The Red Wings (27-22) scored both their runs in the top of the second on a **Jose Martinez** single and a **Doug Bernier** RBI fielder's choice.

Former Wing Bobby Korecky (2-2) tossed a perfect ninth inning with a strikeout to earn the win for the Bisons (25-25).

Buffalo had just one at-bat in the game with a runner in scoring position but still found a way to end up on the right side of the scoreboard.

Lookouts Late Rally Falls Short in 11-8 Loss to Shuckers

Chattanooga Lookouts– 5/30/15

The Chattanooga Lookouts (29-19) scored four runs over the last two innings, but still took the 11-8 loss at the hands of the Biloxi Shuckers (30-19) in front of a loud crowd of 5,750.

Biloxi came out of the gate hot against starting pitcher DJ Baxendale (L, 3-1) putting up seven runs over three innings.

In the bottom of the third inning Chattanooga began to make a game of it. With two outs and Heiker Meneses at first, Jorge Polanco and Miguel Sano plunked back-to-back singles to load the bases. On a full-count Travis Harrison unleashed a grand slam to bring the Lookouts within three runs.

Chattanooga would be unable to take advantage of Harrison's third home run of the season as their pitching yielded two runs in the fifth and one in the sixth. Down 10-4 the Lookouts tried to comeback with a Miguel Sano RBI, a bases loaded walk and a two-run single by Jorge Polanco, but the team fell short.

Hiram Burgos struck out 10 for Biloxi who picked up their league leading 30th win of the season. The team also had nine extra-base hits.

On a Sunday afternoon at 2:15 p.m. the Chattanooga Lookouts will aim to bounce back. Starting pitcher LHP David Hurlbut (0-1, 21.00) will be making his second start for the Lookouts and will be opposite LHP Hobbs Johnson (1-0, 2.81).

Smith hits walk-off home run, Mets win in 11

Fort Myers Miracle– 5/30/15

PORT ST. LUCIE, Fla. (May 30, 2015) - Dominic Smith hit a walk-off two-run homer in the bottom half of the eleventh inning to send the St. Lucie Mets to a 4-2 series opening victory over the Fort Myers Miracle at Tradition Field on Saturday night.

With the game tied 2-2, Miracle reliever Dallas Gallant entered the game and allowed a lead-off double to left center off the bat of Matt Oberste. Dominic Smith then stepped up to work an 0-2 count from Gallant (0-1) before putting a line drive over the wall in left field to end the game. The home run was Smith's first of the season.

The extra inning game was the third consecutive played by the Miracle and Mets at Tradition Field after going 17 innings on April 24 and 11 on April 25.

The Miracle struck first in the top of the second inning. On a 1-0 pitch, Bryan Haar smashed his first home run of the season. Haar's majestic drive off Mets starter John Gant that landed beyond the left field wall.

In the bottom of the second, the Mets answered. Oberste led off with a sole blast of his own. Miracle starter Chih-Wei Hu's 1-1 pitch was lined over the wall in left to tie the game, 1-1. Hu got Dominic Smith to ground out to short for the first out, but Ahmed Rosario reached on a single into left. Rosario then took off for second base. Michael Quesada's throw on the steal attempt sailed into center field and Rosario moved to third. Hu then balked in Rosario to give the Mets a 2-1 lead.

Niko Goodrum helped draw the Miracle even in the eighth. Ryan Walker led off with a base on balls and moved to second on a ground out by Alex Swim. After Haar rolled out, Walker advanced to third base on a wild pitch. Goodrum then punched an 0-2 pitch from Mets reliever John Smoker into right to tie the game, 2-2.

The Miracle bullpen held strong until the eleventh. Todd Van Steensel and Brandon Peterson each went two scoreless innings. Peterson struck out four including the side in the tenth.

Fort Myers (24-25) will face the Mets (24-25) at Tradition Field for a Sunday afternoon tilt at 1 p.m. in game two of the series. Fans can listen to all the action at www.miraclebaseball.com with the "Voice of the Miracle" Brice Zimmerman. the MiracleBaseball.com pregame show hits the air at 12:40 p.m.

Four-run seventh paces Kernels to 5-1 win

Fort Myers Miracle– 5/30/15

CEDAR RAPIDS, IOWA - The Kernels won their second straight game against Clinton with a 5-1 win on Saturday night. The Kernels used a four-run seventh to improve to 3-2 against the LumberKings on the year.

Luke Bard (2-0) earned the win with a pair of scoreless innings in relief. Bard allowed just one hit and struck out three in his fourth appearance of the year.

Brett Doe and Edgar Corcino both recorded a pair of hits on Saturday. Doe finished the night 2-for-4 with 2 RBI and a run scored while Edgar Corcino finished 2-for-3 with an RBI and a run in his Cedar Rapids Kernels debut.

Clinton (23-27) jumped in front 1-0 with a run in the top of the first for the second straight game. Arby Fields led off the ball game with a single to left. Two batters later, Nelson Ward reached on a Kernels fielding error, moving Fields to second. Kristian Brito then reached on a fielder's, however, a Kernels throwing error on the double play attempt allowed Fields to score from second.

Cedar Rapids (32-18) quickly countered with a run in the bottom of the first, tying the game at 1-1. Tanner English led off the inning with a walk and advanced to third on a Nick Gordon single. Gordon then moved in to second on the throw to third, giving the Kernels runners on second and third. Two batters later, Max Murphy drew a one-out walk, loading the bases for Cedar Rapids. T.J. White followed Murphy with a sacrifice fly to center, bringing in English from third.

The Kernels added four runs in the bottom of the seventh, going in front of the LumberKings, 5-1. Jorge Fernandez drew a walk to begin the frame and advanced to second on a Pat Kelly infield single. A Hawtin Buchanan throwing error on a pickoff attempt allowed both runners to move up 90-feet, giving the Kernels runners on second and third. Doe followed Kelly with a two-run double down the left field line, scoring Fernandez and Kelly. Corcino then recorded an RBI single off the first bag, allowing Doe to come around to score from second, extending the Kernels lead to three. English followed Corcino with a sacrifice bunt, advancing Corcino to second. Nick Gordon kept the inning going with a RBI single to center, bringing in Corcino for the final run of the game.

Hawtin Buchanan (0-1) suffered the loss in his second appearance of the year. The right-hander allowed four runs on three hits and a walk in 1/3 of an inning.

Zack Tillery recorded a no-decision in his third start of the year. Tillery went four innings, allowing just an unearned run on five hits, two walks and struck out a pair. Jose Velez followed Tillery with a pair of scoreless innings of relief. The southpaw yielded just one hit and a pair of walks while striking out three. Cam Booser closed out the contest with a scoreless ninth.

The series continues on Sunday afternoon at 2:05 p.m. RHP Sam Gibbons (0-0, 0.00) makes his Midwest League debut for the Kernels. RHP Zack Littell (1-0, 2.87) takes the hill for Clinton.

Kernels' Doe making unique transition from shortstop to catcher

Cedar Rapids' The Gazette— 5/30/15

CEDAR RAPIDS – For **Brett Doe**, the **Major League Baseball** First-Year Player Draft of 2014 provided a wild swing of emotions.

As an older player of 24, there were no guarantees anyone would select him. The Minnesota Twins finally did, in the 38th of 40 rounds.

But it came with a caveat. Doe was no longer a shortstop but a catcher.

“I was holding my breath during the draft, not knowing if I was going to have to get another job,” Doe said, after helping the **Cedar Rapids Kernels** to a 5-1 win over Clinton last night at Veterans Memorial Stadium. “I think that honestly helps me a ton to not ever take anything for granted ... I’m just thankful for every day I get to show up and keep playing. It’s a great game.”

Doe was a shortstop in high school, junior college and Baylor University, sans for about 15 games of his senior season with the Bears, he figured. It’s a story akin to the one of former Kernel Tyler Grimes.

He was a shortstop at Wichita State before being converted to behind the plate. Grimes retired this spring training.

“They drafted me as a catcher, slapped the gear on me and said ‘Go for it,’” said Doe, who went 2-for-3, including a two-run double that put his team ahead for good in the seventh inning. It was surprising. (The Twins) said you’re slow. If you want to keep playing, put on some gear and get behind the plate. I love catching. Getting to be in on every pitch, working with the pitchers. You learn a lot. It probably helped me hitting, too. You know what the pitcher is thinking a little bit more. Not always, of course. But you get a better feel for the game.”

Doe joined the Kernels from extended spring training April 20 as pretty much a third catcher. But he has produced offensively when he has gotten the call and is getting more and more at-bats lately.

He is 13 for his last 29, in fact, which is one more hit than he had all last season in Rookie ball. He credits the work he has done with Kernels hitting coach Tommy Watkins for the surge.

“Just completely changed my swing from college,” he said. “Getting lucky and finding a few holes helps.”

“When he has gotten the chance, he has put together good at-bats,” said Kernels Manager Jake Mauer. “He’s got a short swing. Once he got over trying to hit every ball 500 feet, he’s been putting good swings on it. He’s hit the ball around the field, put together some nice at-bats with runners in scoring position. He’s been doing pretty good.”

The Kernels (32-18) scored four runs in the seventh to win the second game of this four-game series. The teams play again Sunday afternoon at 2:05.

Doe, Nick Gordon and Edgar Corcino had two hits apiece. Corcino, an outfielder, joined the club Saturday from extended spring training. He was signed out of the independent Frontier League by the Twins in the offseason after also serving time in the Detroit Tigers organization.

Luke Bard (2-0) got the pitching victory after throwing two innings of shutout relief. In fact, he, Jose Velez and Cameron Booser combined to put up five zeroes out of the bullpen.

After the game, the Kernels announced another roster move. First baseman Tyler Kuresa is being sent to extended spring training, with catcher Alex Real joining the club from extended.

Kuresa hit .194 in 36 games for the Kernels. Real was a 24th-round draft pick last year out of the University of New Mexico.

He was suspended for the first 50 games of this season after testing positive for a performance-enhancing drug. The Kernels just played their 50th game.