



Minnesota Twins Minor League Report FINAL 2017 Season










| Team | Level | Record | Yesterday's Scores | Streak/Last 10 |
|--|----------|--|--------------------------|------------------------|
|  Rochester Red Wings | Triple-A | **80-62; 6.5 GB T-2 nd in Int. League North | Season has ended | No Playoffs |
|  Chattanooga Lookouts | Double-A | **91-49; +15.0 GB 1 st in Southern League North | W, 3-2 vs. Montgomery | SOU Championship (3-2) |
|  Fort Myers Miracle | High-A | **75-60; +0.5 GB 1 st in Fla. State League South | L, 2-3 vs. Palm Beach | FSL Semifinals (0-2) |
|  C. Rapids Kernels | Low-A | **75-65; 5.0 GB 2 nd in Midwest League Western | L, 1-6 vs. Quad Cities | MID Championship (1-2) |
|  Elizabethton Twins | Rookie | **41-27; +7.5 GB 1 st in App. League West | W, 8-7 vs. Pulaski | App Championship (2-0) |
|  GCL Twins | Rookie | **35-23; +8.0 GB 1 st in GCL South | L, 0-4 vs. GCL Nationals | GCL Semifinals (0-1) |
|  DSL Twins | DSL | **49-22; +5.0 GB 1 st in DSL South | L, 0-2 vs. DSL Dodgers2 | DSL Semifinals (1-2) |

Table of Contents

-  Yesterday's Boxscores, Team Stats and Standings Pg. 2
-  Minor League Clips Pg. 5

Choose a highlighted category to sort. NOTE: Rate stats do not use qualifiers.

| | | GI ---GAMES BY POSITION--- | | | | | | | | | | | | | | | | | | | | | | | | | | | | | |
|----------|-------------------------------------|----------------------------|-----|-------|-----|------|-----|-----|-----|-----|--------|------|-----|------|-----|----|------|------|------|----|-----|-------|-----|------|------|------|------|-----|-----|-----|----|
| BATTERS | | AVG | G | AB | R | H | 2B | 3B | HR | RBI | TB | BB | IBB | SO | SB | CS | OBP | SLG | OPS | SF | SAC | HBP | DP | 1B | 2B | 3B | SS | OF | C | E | |
| | Field, Tommy | .231 | 115 | 402 | 50 | 93 | 29 | 0 | 6 | 32 | 140 | 30 | 1 | 89 | 4 | 0 | .296 | .348 | .644 | 3 | 4 | 8 | 13 | 0 | 55 | 31 | 15 | 9 | 0 | 7 | |
| # | Grossman, Robbie | .143 | 2 | 7 | 2 | 1 | 0 | 0 | 0 | 1 | 1 | 2 | 0 | 2 | 0 | 0 | .333 | .143 | .476 | 0 | 0 | 0 | 0 | 0 | 0 | 0 | 0 | 0 | 0 | 0 | |
| | Haque, Matt | .297 | 136 | 502 | 64 | 149 | 30 | 0 | 10 | 65 | 209 | 61 | 1 | 75 | 8 | 2 | .373 | .416 | .789 | 10 | 0 | 6 | 18 | 47 | 0 | 35 | 0 | 20 | 0 | 5 | |
| | Michael, Levi | .244 | 12 | 41 | 4 | 10 | 1 | 0 | 1 | 6 | 14 | 3 | 0 | 11 | 1 | 0 | .289 | .341 | .630 | 1 | 0 | 0 | 0 | 0 | 0 | 0 | 0 | 12 | 0 | 1 | |
| * | Palka, Daniel | .274 | 84 | 332 | 47 | 91 | 13 | 3 | 11 | 42 | 143 | 27 | 3 | 80 | 1 | 2 | .329 | .431 | .759 | 2 | 0 | 1 | 4 | 0 | 0 | 0 | 0 | 79 | 0 | 3 | |
| | Park, ByungHo | .253 | 111 | 419 | 48 | 106 | 22 | 2 | 14 | 60 | 174 | 28 | 0 | 130 | 0 | 0 | .308 | .415 | .723 | 2 | 0 | 6 | 16 | 56 | 0 | 0 | 0 | 2 | 0 | 0 | |
| | Paulino, Carlos | .063 | 5 | 16 | 2 | 1 | 0 | 0 | 0 | 0 | 1 | 1 | 0 | 8 | 0 | 0 | .118 | .063 | .180 | 0 | 2 | 0 | 0 | 0 | 0 | 0 | 0 | 0 | 5 | 1 | |
| | Recker, Anthony | .286 | 19 | 70 | 9 | 20 | 9 | 0 | 0 | 8 | 29 | 4 | 0 | 15 | 0 | 0 | .333 | .414 | .748 | 2 | 0 | 2 | 2 | 0 | 0 | 0 | 0 | 0 | 19 | 1 | |
| T | Recker, Anthony | .244 | 60 | 209 | 29 | 51 | 17 | 1 | 4 | 18 | 82 | 15 | 0 | 63 | 1 | 0 | .312 | .392 | .704 | 3 | 0 | 7 | 7 | 0 | 0 | 0 | 0 | 0 | 56 | 3 | |
| | Reginatto, Leonardo | .303 | 86 | 277 | 28 | 84 | 15 | 0 | 3 | 38 | 108 | 30 | 0 | 52 | 0 | 4 | .369 | .390 | .758 | 4 | 3 | 1 | 11 | 0 | 26 | 59 | 2 | 0 | 0 | 8 | |
| | Rodriguez, Jonathan | .167 | 5 | 18 | 2 | 3 | 0 | 0 | 1 | 2 | 6 | 1 | 0 | 5 | 0 | 0 | .250 | .333 | .583 | 0 | 0 | 1 | 1 | 2 | 0 | 0 | 0 | 0 | 0 | 0 | |
| * | Shuck, J.B. | .259 | 123 | 424 | 41 | 110 | 26 | 4 | 4 | 37 | 156 | 41 | 2 | 43 | 4 | 1 | .325 | .368 | .693 | 6 | 1 | 3 | 6 | 0 | 0 | 0 | 0 | 119 | 0 | 3 | |
| # | Vienna, Engelb | .206 | 87 | 296 | 36 | 61 | 12 | 2 | 0 | 17 | 77 | 11 | 0 | 72 | 2 | 5 | .233 | .260 | .493 | 5 | 1 | 1 | 6 | 0 | 2 | 0 | 84 | 0 | 0 | 9 | |
| * | Walker, Ryan | .000 | 2 | 3 | 0 | 0 | 0 | 0 | 0 | 0 | 0 | 0 | 0 | 0 | 0 | 0 | .000 | .000 | .000 | 0 | 0 | 0 | 0 | 0 | 2 | 0 | 0 | 0 | 0 | 0 | |
| | Other | .264 | 543 | 1882 | 254 | 497 | 102 | 15 | 53 | 233 | 788 | 196 | 3 | 427 | 31 | 19 | .333 | .419 | .752 | 12 | 7 | 4 | 36 | | | | | | | | |
| | Team Total | .261 | 142 | 4689 | 587 | 1226 | 259 | 26 | 103 | 541 | 1846 | 435 | 10 | 1009 | 51 | 33 | .326 | .394 | .719 | 47 | 18 | 33 | 113 | | | | | | | | 72 |
| PITCHERS | | W | L | ERA | G | GS | CG | SHO | SV | SVO | IP | H | R | ER | HR | HB | BB | IBB | SO | BK | WP | GO/AO | DP | WHIP | AVG | AB | TBF | SF | GF | HLD | |
| | Bard, Luke | 0 | 0 | 3.46 | 8 | 0 | 0 | 0 | 0 | 0 | 13.0 | 13 | 5 | 5 | 1 | 1 | 4 | 0 | 21 | 0 | 0 | 0.50 | 0 | 1.31 | .255 | 51 | 57 | 1 | 2 | 1 | |
| | Chargois, J.T. | 0 | 0 | 0.00 | 2 | 0 | 0 | 0 | 1 | 1 | 2.2 | 1 | 0 | 0 | 0 | 0 | 1 | 0 | 2 | 0 | 0 | 0.25 | 0 | 0.75 | .125 | 8 | 9 | 0 | 1 | 0 | |
| * | Enns, Dietrich | 0 | 1 | 2.31 | 3 | 1 | 1 | 0 | 1 | 1 | 11.2 | 13 | 3 | 3 | 2 | 0 | 4 | 0 | 9 | 0 | 0 | 1.09 | 2 | 1.46 | .289 | 45 | 49 | 0 | 1 | 1 | |
| T * | Enns, Dietrich | 1 | 2 | 2.29 | 10 | 8 | 1 | 0 | 1 | 1 | 51.0 | 43 | 14 | 13 | 3 | 2 | 14 | 0 | 46 | 0 | 0 | 1.06 | 5 | 1.12 | .226 | 190 | 206 | 0 | 1 | 1 | |
| * | Gonsalves, Stephen | 1 | 2 | 5.56 | 5 | 4 | 0 | 0 | 0 | 0 | 22.2 | 27 | 14 | 14 | 4 | 0 | 8 | 0 | 22 | 0 | 0 | 0.63 | 0 | 1.54 | .293 | 92 | 101 | 0 | 0 | 0 | |
| | Heston, Chris | 0 | 3 | 10.00 | 8 | 6 | 0 | 0 | 0 | 0 | 27.0 | 56 | 32 | 30 | 8 | 0 | 15 | 0 | 12 | 0 | 2 | 1.31 | 6 | 2.63 | .448 | 125 | 143 | 3 | 0 | 0 | |
| * | Hurlbut, David | 10 | 8 | 3.44 | 23 | 22 | 0 | 0 | 0 | 0 | 130.2 | 152 | 58 | 50 | 6 | 1 | 30 | 1 | 103 | 0 | 4 | 1.21 | 15 | 1.39 | .292 | 520 | 556 | 3 | 0 | 0 | |
| | Jorge, Felix | 0 | 1 | 5.02 | 3 | 3 | 0 | 0 | 0 | 0 | 14.1 | 19 | 8 | 8 | 3 | 0 | 3 | 0 | 9 | 0 | 0 | 1.07 | 2 | 1.53 | .339 | 56 | 60 | 1 | 0 | 0 | |
| | Kohn, Michael | 0 | 1 | 9.00 | 1 | 0 | 0 | 0 | 0 | 0 | 1.0 | 1 | 1 | 1 | 1 | 0 | 1 | 0 | 1 | 0 | 0 | 0.00 | 0 | 2.00 | .333 | 3 | 4 | 0 | 0 | 0 | |
| * | Meija, Adalberto | 1 | 1 | 2.83 | 6 | 6 | 0 | 0 | 0 | 0 | 28.2 | 26 | 9 | 9 | 1 | 0 | 6 | 0 | 22 | 0 | 1 | 1.40 | 4 | 1.12 | .241 | 108 | 114 | 0 | 0 | 0 | |
| * | Melotakis, Mason | 2 | 0 | 4.07 | 21 | 0 | 0 | 0 | 1 | 1 | 24.1 | 22 | 11 | 11 | 1 | 2 | 12 | 0 | 23 | 0 | 3 | 0.92 | 4 | 1.40 | .242 | 91 | 105 | 0 | 5 | 2 | |
| | Mickolio, Kam | 0 | 1 | 4.00 | 7 | 0 | 0 | 0 | 1 | 2 | 9.0 | 4 | 4 | 4 | 1 | 0 | 4 | 0 | 3 | 0 | 1 | 1.18 | 0 | 0.89 | .129 | 31 | 35 | 0 | 5 | 0 | |
| | Pino, Yohan | 0 | 5 | 4.89 | 10 | 5 | 1 | 0 | 0 | 0 | 35.0 | 39 | 19 | 19 | 7 | 0 | 7 | 2 | 25 | 0 | 1 | 0.57 | 3 | 1.31 | .291 | 134 | 145 | 3 | 2 | 0 | |
| | Reed, Jake | 1 | 0 | 2.05 | 22 | 0 | 0 | 0 | 5 | 8 | 30.2 | 24 | 7 | 7 | 1 | 2 | 11 | 1 | 25 | 0 | 4 | 1.03 | 3 | 1.14 | .224 | 107 | 121 | 1 | 12 | 4 | |
| | Reginatto, Leonardo | 0 | 0 | 0.00 | 1 | 0 | 0 | 0 | 0 | 0 | 2.0 | 0 | 0 | 0 | 0 | 0 | 0 | 0 | 1 | 0 | 0 | 1.50 | 0 | 0.00 | .000 | 6 | 6 | 0 | 1 | 0 | |
| | Rucinski, Drew | 2 | 6 | 2.57 | 37 | 2 | 0 | 0 | 2 | 4 | 63.0 | 54 | 21 | 18 | 3 | 1 | 10 | 0 | 57 | 0 | 6 | 1.53 | 6 | 1.02 | .231 | 234 | 246 | 1 | 12 | 5 | |
| * | Santiago, Hector | 1 | 2 | 5.32 | 7 | 7 | 0 | 0 | 0 | 0 | 23.2 | 21 | 16 | 14 | 4 | 1 | 17 | 0 | 25 | 0 | 1 | 0.35 | 0 | 1.61 | .233 | 90 | 110 | 2 | 0 | 0 | |
| | Tonkin, Michael | 4 | 2 | 1.73 | 31 | 0 | 0 | 0 | 5 | 7 | 41.2 | 31 | 8 | 8 | 1 | 4 | 13 | 0 | 61 | 0 | 0 | 0.88 | 3 | 1.06 | .205 | 151 | 169 | 0 | 22 | 3 | |
| | Wimmers, Alex | 7 | 3 | 3.23 | 34 | 0 | 0 | 0 | 7 | 8 | 47.1 | 33 | 17 | 17 | 5 | 0 | 11 | 1 | 48 | 0 | 2 | 0.58 | 1 | 0.93 | .200 | 165 | 182 | 4 | 22 | 4 | |
| | Other | 36 | 22 | 3.09 | 212 | 62 | 1 | 0 | 19 | 22 | 551.1 | 484 | 215 | 189 | 42 | 20 | 164 | 3 | 540 | 0 | 26 | 0.90 | 42 | 1.18 | .235 | 2058 | 2265 | 12 | 53 | 25 | |
| | Team Total | 80 | 62 | 3.39 | 142 | 142 | 4 | 10 | 42 | 54 | 1228.0 | 1174 | 507 | 462 | 102 | 34 | 350 | 8 | 1128 | 2 | 57 | 1.26 | 96 | 1.24 | .252 | 4654 | 5096 | 37 | 138 | 45 | |

KEY: * - lefthanded hitter/pitcher, # - switch hitter

WILD CARD STANDINGS

International League North

| | W | L | PCT | GB | Home | Away | Div | Streak | Last10 |
|------------------------------------|----|----|------|------|-------|-------|-------|--------|--------|
| @ Scranton/Wilkes-Barre RailRiders | 86 | 55 | .610 | - | 44-26 | 42-29 | 55-35 | L5 | 4-6 |
| & Lehigh Valley IronPigs | 80 | 62 | .563 | 6.5 | 44-27 | 36-35 | 54-36 | W6 | 7-3 |
| Rochester Red Wings | 80 | 62 | .563 | 6.5 | 41-30 | 39-32 | 49-41 | W1 | 5-5 |
| Pawtucket Red Sox | 67 | 75 | .472 | 19.5 | 35-36 | 32-39 | 42-48 | L1 | 5-5 |
| Buffalo Bisons | 65 | 76 | .461 | 21.0 | 36-35 | 29-41 | 36-53 | W1 | 5-5 |
| Syracuse Chiefs | 54 | 87 | .383 | 32.0 | 30-40 | 24-47 | 33-56 | L1 | 4-6 |

International League South

| | W | L | PCT | GB | Home | Away | Div | Streak | Last10 |
|-------------------|----|----|------|------|-------|-------|-------|--------|--------|
| @ Durham Bulls | 86 | 56 | .606 | - | 45-26 | 41-30 | 46-24 | L1 | 6-4 |
| Gwinnett Braves | 71 | 71 | .500 | 15.0 | 37-34 | 34-37 | 35-35 | W1 | 4-6 |
| Norfolk Tides | 66 | 76 | .465 | 20.0 | 34-37 | 32-39 | 32-38 | L2 | 4-6 |
| Charlotte Knights | 61 | 81 | .430 | 25.0 | 35-36 | 26-45 | 27-43 | W2 | 6-4 |

International League West

| | W | L | PCT | GB | Home | Away | Div | Streak | Last10 |
|------------------------|----|----|------|------|-------|-------|-------|--------|--------|
| @ Indianapolis Indians | 79 | 63 | .556 | - | 44-27 | 35-36 | 38-32 | L1 | 5-5 |
| Columbus Clippers | 71 | 71 | .500 | 8.0 | 34-37 | 37-34 | 34-36 | W1 | 4-6 |
| Toledo Mud Hens | 70 | 71 | .496 | 8.5 | 38-33 | 32-38 | 41-29 | W1 | 7-3 |
| Louisville Bats | 56 | 86 | .394 | 23.0 | 28-43 | 28-43 | 27-43 | L1 | 4-6 |

GI ---GAMES BY POSITION---

| BATTERS | AVG | G | AB | R | H | 2B | 3B | HR | RBI | BB | IBB | SO | SB | CS | OBP | SLG | OPS | SF | SAC | HBP | DP | 1B | 2B | 3B | SS | OF | C | E |
|---------------------|------|---|-----|----|----|----|----|----|-----|----|-----|----|----|----|------|------|-------|----|-----|-----|----|----|----|----|----|----|---|---|
| # Corcino, Edgar | .053 | 5 | 19 | 1 | 1 | 0 | 0 | 0 | 0 | 1 | 0 | 4 | 0 | 0 | .100 | .053 | .153 | 0 | 0 | 0 | 0 | 0 | 0 | 0 | 0 | 2 | 0 | 0 |
| * Gordon, Nick | .238 | 5 | 21 | 1 | 5 | 0 | 0 | 0 | 0 | 1 | 0 | 6 | 1 | 0 | .273 | .238 | .511 | 0 | 0 | 0 | 0 | 0 | 0 | 0 | 5 | 0 | 0 | 1 |
| Murphy, Max | .286 | 4 | 14 | 0 | 4 | 1 | 0 | 0 | 1 | 0 | 0 | 0 | 0 | 1 | .333 | .357 | .690 | 0 | 0 | 1 | 1 | 0 | 0 | 0 | 4 | 0 | 1 | |
| Navarro, Brian | .133 | 5 | 15 | 0 | 2 | 1 | 0 | 0 | 0 | 1 | 0 | 3 | 0 | 0 | .188 | .200 | .388 | 0 | 0 | 0 | 1 | 0 | 0 | 0 | 0 | 0 | 5 | 0 |
| * Perez, Alex | .000 | 1 | 3 | 0 | 0 | 0 | 0 | 0 | 0 | 0 | 0 | 1 | 0 | 0 | .000 | .000 | .000 | 0 | 0 | 0 | 0 | 0 | 1 | 0 | 0 | 0 | 0 | 0 |
| Rodriguez, Jonathan | .250 | 5 | 16 | 3 | 4 | 0 | 0 | 1 | 2 | 4 | 0 | 2 | 0 | 0 | .400 | .438 | .838 | 0 | 0 | 0 | 1 | 5 | 0 | 0 | 0 | 0 | 0 | 3 |
| Strausborger, Ryan | .083 | 4 | 12 | 0 | 1 | 0 | 0 | 0 | 0 | 1 | 0 | 3 | 0 | 0 | .214 | .083 | .298 | 0 | 1 | 1 | 0 | 0 | 0 | 0 | 4 | 0 | 0 | |
| * Wade, LaMonte | .278 | 5 | 18 | 2 | 5 | 0 | 0 | 0 | 2 | 2 | 0 | 6 | 0 | 0 | .350 | .278 | .628 | 0 | 0 | 0 | 0 | 0 | 0 | 0 | 5 | 0 | 0 | |
| * Walker, Ryan | .077 | 4 | 13 | 0 | 1 | 0 | 0 | 0 | 0 | 2 | 0 | 2 | 0 | 0 | .200 | .077 | .277 | 0 | 0 | 0 | 0 | 0 | 4 | 0 | 0 | 0 | 0 | 2 |
| White, T.J. | .316 | 5 | 19 | 3 | 6 | 0 | 0 | 3 | 4 | 0 | 0 | 4 | 0 | 0 | .316 | .789 | 1.105 | 0 | 0 | 0 | 1 | 0 | 0 | 5 | 0 | 0 | 0 | 0 |
| * Wilkins, Andy | .375 | 3 | 8 | 1 | 3 | 0 | 0 | 1 | 2 | 0 | 0 | 2 | 0 | 0 | .375 | .750 | 1.125 | 0 | 0 | 0 | 0 | 0 | 0 | 0 | 0 | 0 | 0 | 0 |
| Total-All Batters | .203 | 5 | 158 | 11 | 32 | 2 | 0 | 5 | 11 | 12 | 0 | 33 | 1 | 1 | .267 | .310 | .578 | 0 | 1 | 2 | 4 | | | | | | | 7 |

GI

| PITCHERS | W-L | ERA | G | GS | CG | SHO | SV | SVO | IP | H | R | ER | HR | HB | BB | IBB | SO | BK | WP | GO/AO | DP | WHIP | AVG | AB | TBF | SF | GF | HLD |
|--------------------|-----|------|---|----|----|-----|----|-----|------|----|----|----|----|----|----|-----|----|----|----|-------|----|------|------|-----|-----|----|----|-----|
| Anderson, Nick | 0-0 | 0.00 | 1 | 0 | 0 | 0 | 0 | 0 | 1.0 | 0 | 0 | 0 | 0 | 0 | 0 | 0 | 1 | 0 | 0 | 2.00 | 0 | 0.00 | .000 | 3 | 3 | 0 | 1 | 0 |
| Baxendale, D.J. | 0-1 | 0.00 | 1 | 0 | 0 | 0 | 0 | 0 | 3.0 | 2 | 2 | 0 | 0 | 0 | 0 | 0 | 3 | 0 | 0 | 3.00 | 0 | 0.67 | .154 | 13 | 13 | 0 | 0 | 0 |
| * Enns, Dietrich | 0-0 | 4.50 | 1 | 1 | 0 | 0 | 0 | 0 | 4.0 | 5 | 2 | 2 | 1 | 0 | 0 | 0 | 1 | 0 | 0 | 1.00 | 0 | 1.25 | .333 | 15 | 16 | 0 | 0 | 0 |
| Jorge, Felix | 1-0 | 0.00 | 1 | 1 | 0 | 0 | 0 | 0 | 6.0 | 3 | 0 | 0 | 0 | 0 | 1 | 0 | 4 | 0 | 0 | 1.33 | 0 | 0.67 | .143 | 21 | 22 | 0 | 0 | 0 |
| LeBlanc, Randy | 0-0 | 0.00 | 1 | 0 | 0 | 0 | 0 | 0 | 2.0 | 1 | 0 | 0 | 0 | 0 | 1 | 0 | 1 | 0 | 0 | 1.00 | 0 | 1.00 | .167 | 6 | 7 | 0 | 0 | 0 |
| Littell, Zack | 1-0 | 3.18 | 1 | 1 | 0 | 0 | 0 | 0 | 5.2 | 3 | 2 | 2 | 1 | 0 | 5 | 0 | 6 | 0 | 0 | 0.43 | 0 | 1.41 | .150 | 20 | 25 | 0 | 0 | 0 |
| * Mclver, Anthony | 1-0 | 0.00 | 2 | 0 | 0 | 0 | 0 | 0 | 4.1 | 1 | 0 | 0 | 0 | 0 | 1 | 0 | 2 | 0 | 1 | 0.40 | 0 | 0.46 | .077 | 13 | 14 | 0 | 1 | 1 |
| * Mejia, Adalberto | 0-0 | 0.00 | 1 | 1 | 0 | 0 | 0 | 0 | 5.0 | 1 | 0 | 0 | 0 | 0 | 0 | 0 | 5 | 0 | 0 | 4.00 | 0 | 0.20 | .059 | 17 | 17 | 0 | 0 | 0 |
| * Moya, Gabriel | 0-0 | 0.00 | 2 | 0 | 0 | 0 | 2 | 2 | 2.0 | 0 | 1 | 0 | 0 | 1 | 2 | 0 | 2 | 0 | 0 | 0.50 | 0 | 1.00 | .000 | 5 | 9 | 1 | 2 | 0 |
| Rodriguez, Dereck | 0-0 | 2.57 | 1 | 1 | 0 | 0 | 0 | 0 | 7.0 | 7 | 2 | 2 | 0 | 0 | 0 | 0 | 7 | 0 | 0 | 4.50 | 1 | 1.00 | .292 | 24 | 25 | 1 | 0 | 0 |
| Stashak, Cody | 0-1 | 4.50 | 1 | 0 | 0 | 0 | 0 | 0 | 2.0 | 1 | 1 | 1 | 1 | 0 | 1 | 0 | 0 | 0 | 0 | 0.20 | 0 | 1.00 | .143 | 7 | 8 | 0 | 1 | 0 |
| Van Steensel, Todd | 0-0 | 0.00 | 2 | 0 | 0 | 0 | 0 | 0 | 3.0 | 1 | 0 | 0 | 0 | 0 | 0 | 0 | 3 | 0 | 0 | 0.33 | 0 | 0.33 | .100 | 10 | 10 | 0 | 0 | 1 |
| Total-All Pitchers | 3-2 | 1.40 | 5 | 5 | 0 | 1 | 2 | 2 | 45.0 | 25 | 10 | 7 | 3 | 1 | 11 | 0 | 35 | 0 | 1 | 1.17 | 1 | 0.80 | .162 | 154 | | 2 | 5 | 2 |

KEY: * - lefthanded hitter/pitcher, # - switch hitter

Southern
League North

| | W | L | PCT | GB | Home | Away | Div | Streak | Last10 |
|----------------------|----|----|------|------|-------|-------|-------|--------|--------|
| Chattanooga Lookouts | 91 | 49 | .650 | - | 47-23 | 44-26 | 54-31 | W5 | 7-3 |
| Montgomery Biscuits | 76 | 64 | .543 | 15.0 | 40-31 | 36-33 | 47-42 | L5 | 3-7 |
| Jackson Generals | 71 | 69 | .507 | 20.0 | 32-37 | 39-32 | 38-48 | W1 | 6-4 |
| Tennessee Smokies | 68 | 70 | .493 | 22.0 | 36-34 | 32-36 | 41-47 | L1 | 4-6 |
| Birmingham Barons | 53 | 85 | .384 | 37.0 | 32-36 | 21-49 | 33-45 | L2 | 3-7 |

Southern
League South

| | W | L | PCT | GB | Home | Away | Div | Streak | Last10 |
|-----------------------------|----|----|------|------|-------|-------|-------|--------|--------|
| * Pensacola Blue Wahoos | 74 | 66 | .529 | - | 42-28 | 32-38 | 50-35 | W3 | 6-4 |
| Biloxi Shuckers | 71 | 66 | .518 | 1.5 | 35-35 | 36-31 | 45-41 | W2 | 6-4 |
| # Jacksonville Jumbo Shrimp | 69 | 71 | .493 | 5.0 | 43-27 | 26-44 | 42-43 | L3 | 5-5 |
| Mobile BayBears | 64 | 75 | .460 | 9.5 | 34-35 | 30-40 | 39-41 | L2 | 3-7 |
| Mississippi Braves | 58 | 80 | .420 | 15.0 | 29-39 | 29-41 | 36-52 | W2 | 6-4 |

GI ---GAMES BY POSITION---

| BATTERS | AVG | G | AB | R | H | 2B | 3B | HR | RBI | BB | IBB | SO | SB | CS | OBP | SLG | OPS | SF | SAC | HBP | DP | 1B | 2B | 3B | SS | OF | C | E |
|---------------------|-------|---|----|---|----|----|----|----|-----|----|-----|----|----|----|-------|-------|-------|----|-----|-----|----|----|----|----|----|----|---|---|
| Davis, Jaylin | .000 | 2 | 8 | 0 | 0 | 0 | 0 | 0 | 0 | 0 | 0 | 2 | 0 | 0 | .000 | .000 | .000 | 0 | 0 | 0 | 1 | 0 | 0 | 0 | 0 | 2 | 0 | 0 |
| English, Tanner | .333 | 2 | 6 | 1 | 2 | 2 | 0 | 0 | 0 | 1 | 0 | 2 | 1 | 0 | .429 | .667 | 1.095 | 0 | 0 | 0 | 0 | 0 | 0 | 0 | 0 | 2 | 0 | 0 |
| # Garcia, Kevin | .000 | 1 | 2 | 0 | 0 | 0 | 0 | 0 | 0 | 0 | 0 | 0 | 0 | 0 | .000 | .000 | .000 | 0 | 0 | 0 | 0 | 0 | 0 | 0 | 0 | 0 | 1 | 0 |
| * Kranson, Mitchell | .000 | 2 | 7 | 0 | 0 | 0 | 0 | 0 | 0 | 0 | 0 | 2 | 0 | 0 | .000 | .000 | .000 | 0 | 1 | 0 | 0 | 1 | 0 | 0 | 0 | 0 | 2 | 0 |
| Lopez, Brandon | .500 | 1 | 4 | 1 | 2 | 0 | 1 | 0 | 0 | 0 | 0 | 0 | 0 | 0 | .500 | 1.000 | 1.500 | 0 | 0 | 0 | 0 | 0 | 0 | 1 | 0 | 0 | 0 | 1 |
| Miller, Sean | .222 | 2 | 9 | 1 | 2 | 0 | 0 | 0 | 0 | 0 | 0 | 1 | 0 | 0 | .222 | .222 | .444 | 0 | 0 | 0 | 0 | 0 | 2 | 0 | 0 | 0 | 0 | 0 |
| * Molina, Nelson | 1.000 | 1 | 1 | 1 | 1 | 0 | 0 | 1 | 1 | 0 | 0 | 0 | 0 | 0 | 1.000 | 4.000 | 5.000 | 0 | 0 | 0 | 0 | 0 | 0 | 0 | 0 | 1 | 0 | 0 |
| Palacios, Jermaine | .000 | 2 | 7 | 0 | 0 | 0 | 0 | 0 | 0 | 1 | 0 | 4 | 0 | 0 | .125 | .000 | .125 | 0 | 0 | 0 | 0 | 0 | 0 | 0 | 2 | 0 | 0 | 0 |
| Paul, Chris | .400 | 2 | 5 | 0 | 2 | 0 | 0 | 0 | 0 | 3 | 0 | 0 | 1 | 1 | .625 | .400 | 1.025 | 0 | 0 | 0 | 0 | 0 | 0 | 1 | 0 | 1 | 0 | 0 |
| Rooker, Brent | .143 | 2 | 7 | 0 | 1 | 0 | 0 | 0 | 2 | 0 | 0 | 3 | 0 | 0 | .125 | .143 | .268 | 1 | 0 | 0 | 0 | 0 | 0 | 0 | 0 | 0 | 0 | 0 |
| Wiel, Zander | .286 | 2 | 7 | 0 | 2 | 0 | 0 | 0 | 0 | 1 | 0 | 1 | 0 | 0 | .375 | .286 | .661 | 0 | 0 | 0 | 0 | 2 | 0 | 0 | 0 | 1 | 0 | 0 |
| Total-All Batters | .190 | 2 | 63 | 4 | 12 | 2 | 1 | 1 | 3 | 6 | 0 | 15 | 2 | 1 | .257 | .302 | .559 | 1 | 1 | 0 | 1 | | | | | | | 1 |

GI

| PITCHERS | W-L | ERA | G | GS | CG | SHO | SV | SVO | IP | H | R | ER | HR | HB | BB | IBB | SO | BK | WP | GO/AO | DP | WHIP | AVG | AB | TBF | SF | GF | HLD |
|--------------------|-----|-------|---|----|----|-----|----|-----|------|----|---|----|----|----|----|-----|----|----|----|-------|----|------|------|----|-----|----|----|-----|
| * Clay, Sam | 0-0 | 0.00 | 1 | 0 | 0 | 0 | 0 | 0 | 1.0 | 0 | 0 | 0 | 0 | 0 | 0 | 0 | 1 | 0 | 0 | 2.00 | 0 | 0.00 | .000 | 3 | 3 | 0 | 1 | 0 |
| Hackimer, Tom | 0-1 | 3.86 | 1 | 0 | 0 | 0 | 0 | 0 | 2.1 | 2 | 1 | 1 | 0 | 1 | 2 | 1 | 3 | 0 | 0 | 1.00 | 0 | 1.71 | .222 | 9 | 12 | 0 | 1 | 0 |
| * Jay, Tyler | 0-0 | 0.00 | 1 | 0 | 0 | 0 | 0 | 0 | 2.1 | 2 | 0 | 0 | 0 | 0 | 1 | 0 | 3 | 0 | 0 | 4.00 | 0 | 1.29 | .222 | 9 | 10 | 0 | 0 | 0 |
| Poppen, Sean | 0-0 | 3.00 | 1 | 1 | 0 | 0 | 0 | 0 | 6.0 | 7 | 2 | 2 | 0 | 1 | 1 | 0 | 2 | 0 | 0 | 2.00 | 0 | 1.33 | .304 | 23 | 26 | 0 | 0 | 0 |
| * Thorpe, Lewis | 0-0 | 1.80 | 1 | 1 | 0 | 0 | 0 | 0 | 5.0 | 6 | 1 | 1 | 0 | 0 | 2 | 0 | 5 | 0 | 0 | 0.83 | 0 | 1.60 | .273 | 22 | 24 | 0 | 0 | 0 |
| * Vasquez, Andrew | 0-1 | 27.00 | 1 | 0 | 0 | 0 | 0 | 0 | 0.2 | 1 | 2 | 2 | 0 | 0 | 1 | 0 | 1 | 0 | 0 | 1.00 | 0 | 3.00 | .333 | 3 | 4 | 0 | 0 | 0 |
| Total-All Pitchers | 0-2 | 3.12 | 2 | 2 | 0 | 0 | 0 | 0 | 17.1 | 18 | 6 | 6 | 0 | 2 | 7 | 1 | 15 | 0 | 0 | 1.85 | 0 | 1.44 | .261 | 69 | | 0 | 2 | 0 |

KEY: * - lefthanded hitter/pitcher, # - switch hitter

Florida State League North

| | W | L | PCT | GB | Home | Away | Div | Streak | Last10 |
|------------------------|----|----|------|------|-------|-------|-------|--------|--------|
| Tampa Yankees | 85 | 50 | .630 | - | 46-23 | 39-27 | 39-28 | W2 | 9-1 |
| Dunedin Blue Jays | 72 | 66 | .522 | 14.5 | 42-27 | 30-39 | 39-31 | L1 | 5-5 |
| Clearwater Threshers | 67 | 71 | .486 | 19.5 | 38-34 | 29-37 | 38-33 | W1 | 3-7 |
| Lakeland Flying Tigers | 62 | 66 | .484 | 19.5 | 34-33 | 28-33 | 38-26 | L2 | 6-4 |
| Daytona Tortugas | 53 | 80 | .398 | 31.0 | 30-38 | 23-42 | 25-43 | W4 | 6-4 |
| Florida Fire Frogs | 48 | 81 | .372 | 34.0 | 25-34 | 23-47 | 22-40 | L4 | 4-6 |

Florida State League South

| | W | L | PCT | GB | Home | Away | Div | Streak | Last10 |
|------------------------|----|----|------|------|-------|-------|-------|--------|--------|
| # Fort Myers Miracle | 75 | 60 | .556 | - | 46-20 | 29-40 | 37-30 | L1 | 5-5 |
| * Palm Beach Cardinals | 74 | 60 | .552 | 0.5 | 33-33 | 41-27 | 40-32 | L2 | 4-6 |
| Bradenton Marauders | 70 | 62 | .530 | 3.5 | 35-28 | 35-34 | 37-27 | W3 | 5-5 |
| Charlotte Stone Crabs | 69 | 66 | .511 | 6.0 | 33-35 | 36-31 | 35-37 | L3 | 5-5 |
| Jupiter Hammerheads | 67 | 68 | .496 | 8.0 | 34-36 | 33-32 | 32-34 | W1 | 4-6 |
| St. Lucie Mets | 63 | 75 | .457 | 13.5 | 32-36 | 31-39 | 24-45 | W2 | 6-4 |

GI ---GAMES BY POSITION---

| BATTERS | AVG | G | AB | R | H | 2B | 3B | HR | RBI | BB | IBB | SO | SB | CS | OBP | SLG | OPS | SF | SAC | HBP | DP | 1B | 2B | 3B | SS | OF | C | E |
|-----------------------|------|---|-----|----|----|----|----|----|-----|----|-----|----|----|----|------|------|-------|----|-----|-----|----|----|----|----|----|----|---|---|
| * Blankenhorn, Travis | .353 | 4 | 17 | 4 | 6 | 1 | 0 | 1 | 1 | 1 | 0 | 6 | 0 | 1 | .389 | .588 | .977 | 0 | 0 | 0 | 0 | 0 | 4 | 0 | 0 | 0 | 0 | 0 |
| * Cabbage, Trey | .200 | 2 | 5 | 1 | 1 | 0 | 0 | 1 | 3 | 1 | 0 | 3 | 0 | 0 | .500 | .800 | 1.300 | 0 | 0 | 2 | 0 | 0 | 0 | 0 | 0 | 0 | 0 | 0 |
| Carrier, Shane | .143 | 2 | 7 | 1 | 1 | 0 | 0 | 1 | 2 | 0 | 0 | 5 | 0 | 0 | .250 | .571 | .821 | 0 | 0 | 1 | 0 | 0 | 0 | 0 | 0 | 2 | 0 | 0 |
| * Diaz, Lewin | .471 | 4 | 17 | 5 | 8 | 5 | 0 | 0 | 6 | 1 | 1 | 2 | 0 | 0 | .500 | .765 | 1.265 | 0 | 0 | 0 | 0 | 4 | 0 | 0 | 0 | 0 | 0 | 0 |
| # Gore, Jordan | .125 | 2 | 8 | 1 | 1 | 0 | 0 | 0 | 0 | 0 | 0 | 3 | 0 | 0 | .125 | .125 | .250 | 0 | 0 | 0 | 0 | 0 | 0 | 0 | 2 | 0 | 0 | 2 |
| Hamilton, Caleb | .286 | 4 | 14 | 3 | 4 | 3 | 0 | 0 | 2 | 3 | 0 | 3 | 0 | 0 | .412 | .500 | .912 | 0 | 0 | 0 | 0 | 0 | 0 | 4 | 0 | 0 | 0 | 1 |
| Kennedy, Shane | .200 | 2 | 5 | 1 | 1 | 0 | 0 | 0 | 0 | 2 | 0 | 2 | 0 | 0 | .500 | .200 | .700 | 0 | 0 | 1 | 0 | 0 | 0 | 0 | 0 | 0 | 0 | 0 |
| Kerrigan, Jimmy | .429 | 4 | 14 | 3 | 6 | 1 | 0 | 0 | 5 | 2 | 0 | 2 | 0 | 0 | .471 | .500 | .971 | 1 | 0 | 0 | 0 | 0 | 0 | 0 | 0 | 4 | 0 | 0 |
| Lewis, Royce | .000 | 2 | 8 | 0 | 0 | 0 | 0 | 0 | 0 | 2 | 0 | 4 | 0 | 1 | .200 | .000 | .200 | 0 | 0 | 0 | 0 | 0 | 0 | 0 | 2 | 0 | 0 | 1 |
| # Montesino, Ariel | .250 | 2 | 8 | 0 | 2 | 0 | 1 | 0 | 0 | 0 | 0 | 4 | 0 | 0 | .250 | .500 | .750 | 0 | 0 | 0 | 0 | 0 | 0 | 0 | 0 | 2 | 0 | 0 |
| * Rortvedt, Ben | .143 | 4 | 14 | 1 | 2 | 0 | 0 | 0 | 3 | 1 | 0 | 4 | 0 | 0 | .250 | .143 | .393 | 0 | 0 | 1 | 1 | 0 | 0 | 0 | 0 | 0 | 4 | 0 |
| Whitefield, Aaron | .313 | 4 | 16 | 4 | 5 | 0 | 0 | 0 | 0 | 2 | 0 | 7 | 0 | 1 | .389 | .313 | .701 | 0 | 0 | 0 | 0 | 0 | 0 | 0 | 0 | 4 | 0 | 0 |
| Total-All Batters | .278 | 4 | 133 | 24 | 37 | 10 | 1 | 3 | 22 | 15 | 1 | 45 | 0 | 3 | .370 | .436 | .806 | 1 | 0 | 5 | 1 | | | | | | | 4 |

GI

| PITCHERS | W-L | ERA | G | GS | CG | SHO | SV | SVO | IP | H | R | ER | HR | HB | BB | IBB | SO | BK | WP | GO/AO | DP | WHIP | AVG | AB | TBF | SF | GF | HLD |
|--------------------|-----|-------|---|----|----|-----|----|-----|------|----|----|----|----|----|----|-----|----|----|----|-------|----|-------|------|-----|-----|----|----|-----|
| * Barnes, Charlie | 1-0 | 0.00 | 1 | 1 | 0 | 0 | 0 | 0 | 5.0 | 5 | 0 | 0 | 0 | 0 | 3 | 0 | 3 | 0 | 1 | 1.67 | 1 | 1.60 | .278 | 18 | 21 | 0 | 0 | 0 |
| Beeker, Clark | 1-0 | 2.57 | 1 | 1 | 0 | 0 | 0 | 0 | 7.0 | 9 | 3 | 2 | 0 | 0 | 3 | 0 | 6 | 0 | 0 | 2.33 | 2 | 1.71 | .321 | 28 | 31 | 0 | 0 | 0 |
| Cordy, Max | 0-0 | 0.00 | 1 | 0 | 0 | 0 | 0 | 0 | 1.1 | 0 | 0 | 0 | 0 | 0 | 0 | 0 | 2 | 0 | 0 | 2.00 | 0 | 0.00 | .000 | 4 | 4 | 0 | 0 | 0 |
| Davis, Colton | 0-0 | 0.00 | 2 | 0 | 0 | 0 | 0 | 0 | 4.0 | 3 | 0 | 0 | 0 | 0 | 1 | 0 | 1 | 0 | 0 | 1.25 | 1 | 1.00 | .214 | 14 | 15 | 0 | 0 | 1 |
| Dobnak, Randy | 0-0 | 27.00 | 1 | 0 | 0 | 0 | 0 | 0 | 0.1 | 3 | 1 | 1 | 0 | 0 | 1 | 0 | 0 | 0 | 1 | 0.00 | 0 | 12.00 | .750 | 4 | 5 | 0 | 0 | 0 |
| Lombana, Logan | 1-0 | 0.00 | 2 | 0 | 0 | 0 | 0 | 1 | 1.1 | 1 | 0 | 0 | 0 | 0 | 0 | 0 | 1 | 0 | 0 | 3.00 | 0 | 0.75 | .167 | 6 | 6 | 0 | 0 | 0 |
| Lujan, Hector | 0-0 | 0.00 | 3 | 0 | 0 | 0 | 3 | 3 | 2.1 | 1 | 0 | 0 | 0 | 0 | 0 | 0 | 2 | 0 | 0 | 1.00 | 0 | 0.43 | .125 | 8 | 8 | 0 | 3 | 0 |
| Mason, Ryan | 0-1 | 16.20 | 2 | 0 | 0 | 0 | 0 | 1 | 1.2 | 2 | 3 | 3 | 1 | 0 | 3 | 1 | 0 | 0 | 0 | 5.00 | 0 | 3.00 | .333 | 6 | 10 | 0 | 1 | 0 |
| McGuff, Patrick | 0-0 | 81.00 | 1 | 0 | 0 | 0 | 0 | 0 | 0.1 | 0 | 3 | 3 | 0 | 0 | 3 | 0 | 0 | 0 | 0 | 1.00 | 0 | 9.00 | .000 | 1 | 4 | 0 | 0 | 0 |
| * Sammons, Bryan | 0-0 | 0.00 | 1 | 0 | 0 | 0 | 0 | 0 | 0.2 | 1 | 0 | 0 | 0 | 0 | 0 | 0 | 1 | 0 | 0 | 0.00 | 0 | 1.50 | .333 | 3 | 3 | 0 | 0 | 0 |
| * Watson, Tyler | 0-0 | 4.05 | 1 | 1 | 0 | 0 | 0 | 0 | 6.2 | 6 | 4 | 3 | 0 | 0 | 1 | 0 | 7 | 0 | 0 | 2.33 | 0 | 1.05 | .231 | 26 | 27 | 0 | 0 | 0 |
| Wells, Tyler | 0-0 | 1.59 | 1 | 1 | 0 | 0 | 0 | 0 | 5.2 | 7 | 3 | 1 | 0 | 1 | 0 | 0 | 8 | 0 | 0 | 0.57 | 0 | 1.24 | .269 | 26 | 27 | 0 | 0 | 0 |
| Total-All Pitchers | 3-1 | 3.22 | 4 | 4 | 0 | 0 | 3 | 5 | 36.1 | 38 | 17 | 13 | 1 | 1 | 15 | 1 | 31 | 0 | 2 | 1.64 | 4 | 1.46 | .264 | 144 | | 0 | 4 | 1 |

KEY: * - lefthanded hitter/pitcher, # - switch hitter

Midwest League Eastern

| | W | L | PCT | GB | Home | Away | Div | Streak | Last10 |
|-------------------------|----|----|------|------|-------|-------|-------|--------|--------|
| West Michigan Whitecaps | 91 | 45 | .669 | - | 51-19 | 40-26 | 74-39 | W1 | 8-2 |
| South Bend Cubs | 75 | 64 | .540 | 17.5 | 37-32 | 38-32 | 61-55 | L4 | 4-6 |
| Bowling Green Hot Rods | 72 | 65 | .526 | 19.5 | 41-26 | 31-39 | 60-53 | W5 | 5-5 |
| Dayton Dragons | 71 | 69 | .507 | 22.0 | 42-29 | 29-40 | 55-61 | W3 | 7-3 |
| Great Lakes Loons | 69 | 70 | .496 | 23.5 | 35-34 | 34-36 | 57-58 | L1 | 4-6 |
| Fort Wayne TinCaps | 68 | 72 | .486 | 25.0 | 37-33 | 31-39 | 56-60 | L1 | 5-5 |
| Lansing Lugnuts | 63 | 73 | .463 | 28.0 | 30-38 | 33-35 | 52-62 | L4 | 4-6 |
| Lake County Captains | 54 | 85 | .388 | 38.5 | 26-43 | 28-42 | 44-71 | W1 | 3-7 |

Midwest League Western

| | W | L | PCT | GB | Home | Away | Div | Streak | Last10 |
|-----------------------------|----|----|------|------|-------|-------|-------|--------|--------|
| Quad Cities # River Bandits | 79 | 59 | .572 | - | 45-25 | 34-34 | 69-45 | W1 | 3-7 |
| Cedar Rapids Kernels | 75 | 65 | .536 | 5.0 | 41-30 | 34-35 | 64-52 | L2 | 5-5 |
| * Kane County Cougars | 72 | 65 | .526 | 6.5 | 38-30 | 34-35 | 63-51 | L2 | 4-6 |
| Peoria Chiefs | 69 | 70 | .496 | 10.5 | 38-31 | 31-39 | 59-57 | W2 | 8-2 |
| Beloit Snappers | 65 | 73 | .471 | 14.0 | 37-33 | 28-40 | 51-64 | W2 | 5-5 |
| Clinton LumberKings | 64 | 73 | .467 | 14.5 | 34-33 | 30-40 | 54-60 | W2 | 5-5 |
| Burlington Bees | 60 | 79 | .432 | 19.5 | 27-42 | 33-37 | 53-62 | L2 | 4-6 |
| Wisconsin Timber Rattlers | 59 | 79 | .428 | 20.0 | 26-43 | 33-36 | 46-68 | L1 | 6-4 |

GI ---GAMES BY POSITION---

| BATTERS | AVG | G | AB | R | H | 2B | 3B | HR | RBI | BB | IBB | SO | SB | CS | OBP | SLG | OPS | SF | SAC | HBP | DP | 1B | 2B | 3B | SS | OF | C | E |
|--------------------|------|---|-----|----|----|----|----|----|-----|----|-----|----|----|----|------|------|-------|----|-----|-----|----|----|----|----|----|----|---|---|
| * Baddoo, Akil | .278 | 5 | 18 | 6 | 5 | 1 | 2 | 1 | 4 | 5 | 0 | 4 | 0 | 0 | .435 | .722 | 1.157 | 0 | 0 | 0 | 0 | 0 | 0 | 0 | 0 | 5 | 0 | 0 |
| * Contreras, Mark | .286 | 5 | 21 | 6 | 6 | 1 | 0 | 2 | 9 | 2 | 0 | 8 | 0 | 1 | .348 | .619 | .967 | 0 | 0 | 0 | 0 | 0 | 0 | 0 | 0 | 5 | 0 | 1 |
| Crites, Carson | .313 | 4 | 16 | 5 | 5 | 1 | 0 | 0 | 2 | 2 | 0 | 5 | 2 | 0 | .368 | .375 | .743 | 1 | 0 | 0 | 0 | 0 | 4 | 0 | 0 | 0 | 0 | 0 |
| * Dixon, T.J. | .471 | 5 | 17 | 8 | 8 | 1 | 0 | 1 | 4 | 1 | 0 | 1 | 0 | 1 | .474 | .706 | 1.180 | 1 | 0 | 0 | 0 | 0 | 0 | 0 | 0 | 5 | 0 | 0 |
| Javier, Wander | .250 | 1 | 4 | 0 | 1 | 1 | 0 | 0 | 0 | 0 | 0 | 0 | 0 | 0 | .250 | .500 | .750 | 0 | 0 | 0 | 0 | 0 | 0 | 0 | 1 | 0 | 0 | 1 |
| * Kendrick, Kolton | .333 | 3 | 12 | 4 | 4 | 1 | 0 | 1 | 2 | 2 | 1 | 6 | 0 | 0 | .429 | .667 | 1.095 | 0 | 0 | 0 | 0 | 0 | 0 | 0 | 0 | 0 | 0 | 0 |
| Miranda, Jose | .250 | 5 | 16 | 4 | 4 | 1 | 0 | 0 | 5 | 4 | 0 | 4 | 0 | 0 | .435 | .313 | .747 | 1 | 0 | 2 | 2 | 0 | 1 | 4 | 0 | 0 | 0 | 2 |
| # Molina, Robert | .125 | 3 | 8 | 0 | 1 | 0 | 0 | 0 | 0 | 1 | 0 | 2 | 0 | 0 | .222 | .125 | .347 | 0 | 0 | 0 | 0 | 0 | 0 | 0 | 0 | 0 | 2 | 0 |
| Munoz, Gorge | .350 | 5 | 20 | 3 | 7 | 3 | 0 | 0 | 5 | 2 | 0 | 6 | 0 | 0 | .435 | .500 | .935 | 0 | 0 | 1 | 0 | 0 | 0 | 1 | 4 | 0 | 0 | 3 |
| * Robinson, J.J. | .444 | 5 | 18 | 3 | 8 | 1 | 0 | 2 | 7 | 5 | 1 | 5 | 0 | 0 | .565 | .833 | 1.399 | 0 | 0 | 0 | 2 | 5 | 0 | 0 | 0 | 0 | 0 | 0 |
| Silva, Rainis | .211 | 5 | 19 | 3 | 4 | 0 | 0 | 0 | 0 | 4 | 0 | 6 | 0 | 0 | .348 | .211 | .558 | 0 | 0 | 0 | 1 | 0 | 0 | 0 | 0 | 0 | 4 | 0 |
| Total-All Batters | .314 | 5 | 169 | 42 | 53 | 11 | 2 | 7 | 38 | 28 | 2 | 47 | 2 | 2 | .414 | .527 | .940 | 3 | 0 | 3 | 5 | | | | | | | 8 |

GI

| PITCHERS | W-L | ERA | G | GS | CG | SHO | SV | SVO | IP | H | R | ER | HR | HB | BB | IBB | SO | BK | WP | GO/AO | DP | WHIP | AVG | AB | TBF | SF | GF | HLD |
|--------------------|-----|------|---|----|----|-----|----|-----|------|----|----|----|----|----|----|-----|----|----|----|-------|----|------|------|-----|-----|----|----|-----|
| Acosta, Melvi | 1-0 | 4.50 | 1 | 0 | 0 | 0 | 0 | 0 | 4.0 | 4 | 3 | 2 | 0 | 1 | 1 | 0 | 8 | 0 | 2 | 3.00 | 0 | 1.25 | .250 | 16 | 18 | 0 | 0 | 0 |
| Brown, Nick | 1-0 | 1.50 | 1 | 1 | 0 | 0 | 0 | 0 | 6.0 | 5 | 1 | 1 | 0 | 0 | 3 | 0 | 3 | 0 | 0 | 1.33 | 0 | 1.33 | .217 | 23 | 26 | 0 | 0 | 0 |
| Colina, Edwar | 1-0 | 0.00 | 1 | 1 | 0 | 0 | 0 | 0 | 6.2 | 3 | 0 | 0 | 0 | 2 | 3 | 0 | 8 | 0 | 0 | 3.00 | 1 | 0.90 | .158 | 19 | 25 | 0 | 0 | 0 |
| Finkel, Jared | 0-1 | 3.00 | 3 | 0 | 0 | 0 | 0 | 0 | 3.0 | 6 | 3 | 1 | 0 | 1 | 0 | 0 | 5 | 0 | 0 | 5.00 | 0 | 2.00 | .353 | 17 | 18 | 0 | 1 | 2 |
| Gomez, Moises | 1-0 | 5.40 | 1 | 1 | 0 | 0 | 0 | 0 | 5.0 | 4 | 3 | 3 | 1 | 0 | 3 | 0 | 6 | 0 | 1 | 0.80 | 0 | 1.40 | .211 | 19 | 22 | 0 | 0 | 0 |
| Graterol, Brusdar | 0-0 | 3.00 | 1 | 1 | 0 | 0 | 0 | 0 | 3.0 | 5 | 2 | 1 | 0 | 0 | 1 | 0 | 5 | 0 | 0 | 3.00 | 0 | 2.00 | .357 | 14 | 15 | 0 | 0 | 0 |
| Martinez, Jose | 0-0 | 7.71 | 2 | 0 | 0 | 0 | 0 | 0 | 2.1 | 4 | 2 | 2 | 2 | 0 | 1 | 0 | 2 | 0 | 0 | 1.00 | 0 | 2.14 | .400 | 10 | 11 | 0 | 1 | 0 |
| * Moran, Jovani | 0-0 | 0.00 | 2 | 0 | 0 | 0 | 2 | 2 | 4.0 | 0 | 0 | 0 | 0 | 0 | 0 | 0 | 7 | 0 | 0 | 0.67 | 0 | 0.00 | .000 | 12 | 12 | 0 | 2 | 0 |
| Ober, Bailey | 0-0 | 3.00 | 1 | 1 | 0 | 0 | 0 | 0 | 6.0 | 5 | 2 | 2 | 1 | 0 | 0 | 0 | 8 | 0 | 1 | 3.00 | 0 | 0.83 | .227 | 22 | 22 | 0 | 0 | 0 |
| Ramirez, Rickey | 0-0 | 9.00 | 1 | 0 | 0 | 0 | 0 | 0 | 2.0 | 5 | 2 | 2 | 0 | 0 | 1 | 0 | 1 | 0 | 0 | 1.00 | 0 | 3.00 | .455 | 11 | 12 | 0 | 1 | 0 |
| * Widell, Ryley | 0-0 | 0.00 | 1 | 0 | 0 | 0 | 0 | 0 | 2.0 | 3 | 0 | 0 | 0 | 0 | 2 | 0 | 5 | 0 | 0 | | 0 | 2.50 | .333 | 9 | 11 | 0 | 0 | 0 |
| Total-All Pitchers | 4-1 | 2.86 | 5 | 5 | 0 | 1 | 2 | 2 | 44.0 | 44 | 18 | 14 | 4 | 4 | 15 | 0 | 58 | 0 | 4 | 1.64 | 1 | 1.34 | .256 | 172 | | 0 | 5 | 2 |

KEY: * - lefthanded hitter/pitcher, # - switch hitter

Appalachian League East

| | W | L | PCT | GB | Home | Away | Div | Streak | Last10 |
|-----------------------|----|----|------|------|-------|-------|-------|--------|--------|
| @ Bluefield Blue Jays | 46 | 22 | .676 | - | 19-14 | 27-8 | 23-15 | W3 | 7-3 |
| @ Pulaski Yankees | 41 | 26 | .612 | 4.5 | 20-15 | 21-11 | 22-14 | W1 | 4-6 |
| Danville Braves | 36 | 32 | .529 | 10.0 | 16-18 | 20-14 | 20-18 | L1 | 8-2 |
| Princeton Rays | 31 | 36 | .463 | 14.5 | 19-15 | 12-21 | 16-22 | W6 | 8-2 |
| Burlington Royals | 29 | 39 | .426 | 17.0 | 12-21 | 17-18 | 13-25 | L1 | 5-5 |

Appalachian League West

| | W | L | PCT | GB | Home | Away | Div | Streak | Last10 |
|------------------------|----|----|------|------|-------|-------|-------|--------|--------|
| @ Elizabethton Twins | 41 | 27 | .603 | - | 18-16 | 23-11 | 26-12 | L1 | 6-4 |
| @ Greeneville Astros | 33 | 34 | .493 | 7.5 | 15-17 | 18-17 | 21-16 | L3 | 3-7 |
| Johnson City Cardinals | 33 | 34 | .493 | 7.5 | 18-16 | 15-18 | 19-18 | L7 | 2-8 |
| Kingsport Mets | 29 | 37 | .439 | 11.0 | 16-18 | 13-19 | 15-22 | W1 | 2-8 |
| Bristol Pirates | 17 | 49 | .258 | 23.0 | 7-26 | 10-23 | 11-24 | W1 | 5-5 |

GCL Twins

As of 09/03/2017 03:30 PM EDT

W-L Record: 0-1

GI ---GAMES BY POSITION---

| BATTERS | AVG | G | AB | R | H | 2B | 3B | HR | RBI | BB | IBB | SO | SB | CS | OBP | SLG | OPS | SF | SAC | HBP | DP | 1B | 2B | 3B | SS | OF | C | E |
|------------------------|------|---|----|---|---|----|----|----|-----|----|-----|----|----|----|------|------|-------|----|-----|-----|----|----|----|----|----|----|---|---|
| * Akins, Jared | .000 | 1 | 4 | 0 | 0 | 0 | 0 | 0 | 0 | 0 | 0 | 2 | 0 | 0 | .000 | .000 | .000 | 0 | 0 | 0 | 0 | 0 | 0 | 0 | 0 | 1 | 0 | 0 |
| * Arias, Jean Carlos | .000 | 1 | 4 | 0 | 0 | 0 | 0 | 0 | 0 | 0 | 0 | 0 | 0 | 0 | .000 | .000 | .000 | 0 | 0 | 0 | 0 | 0 | 0 | 0 | 0 | 1 | 0 | 0 |
| * Burns, Colton | .000 | 1 | 3 | 0 | 0 | 0 | 0 | 0 | 0 | 0 | 0 | 0 | 0 | 0 | .000 | .000 | .000 | 0 | 0 | 0 | 0 | 0 | 0 | 0 | 0 | 1 | 0 | 0 |
| # Camacho, Kerby | .500 | 1 | 2 | 0 | 1 | 0 | 0 | 0 | 0 | 0 | 0 | 0 | 0 | 0 | .500 | .500 | 1.000 | 0 | 0 | 0 | 0 | 0 | 0 | 0 | 0 | 0 | 0 | 0 |
| De La Torre, Ricky | .000 | 1 | 4 | 0 | 0 | 0 | 0 | 0 | 0 | 0 | 0 | 1 | 0 | 0 | .000 | .000 | .000 | 0 | 0 | 0 | 0 | 0 | 0 | 0 | 1 | 0 | 0 | 0 |
| * Grzelakowski, Taylor | .500 | 1 | 4 | 0 | 2 | 1 | 0 | 0 | 0 | 0 | 0 | 0 | 0 | 0 | .500 | .750 | 1.250 | 0 | 0 | 0 | 0 | 0 | 0 | 0 | 0 | 0 | 1 | 0 |
| # Morel, Emmanuel | .000 | 1 | 1 | 0 | 0 | 0 | 0 | 0 | 0 | 0 | 0 | 0 | 0 | 0 | .000 | .000 | .000 | 0 | 0 | 0 | 0 | 0 | 0 | 0 | 0 | 0 | 0 | 0 |
| Robles, Alex | .000 | 1 | 3 | 0 | 0 | 0 | 0 | 0 | 0 | 0 | 0 | 1 | 0 | 0 | .000 | .000 | .000 | 0 | 0 | 0 | 0 | 0 | 0 | 1 | 0 | 0 | 0 | 0 |
| Rodriguez, Benjamin | .500 | 1 | 4 | 0 | 2 | 1 | 0 | 0 | 0 | 0 | 0 | 2 | 0 | 0 | .500 | .750 | 1.250 | 0 | 0 | 0 | 0 | 1 | 0 | 0 | 0 | 0 | 0 | 0 |
| Tademo, Victor | .000 | 1 | 3 | 0 | 0 | 0 | 0 | 0 | 0 | 0 | 0 | 1 | 0 | 0 | .000 | .000 | .000 | 0 | 0 | 0 | 0 | 0 | 1 | 0 | 0 | 0 | 0 | 0 |
| Total-All Batters | .156 | 1 | 32 | 0 | 5 | 2 | 0 | 0 | 0 | 0 | 0 | 7 | 0 | 0 | .156 | .219 | .375 | 0 | 0 | 0 | 0 | 0 | 0 | 0 | 0 | 0 | 0 | 0 |

GI

| PITCHERS | W-L | ERA | G | GS | CG | SHO | SV | SVO | IP | H | R | ER | HR | HB | BB | IBB | SO | BK | WP | GO/AO | DP | WHIP | AVG | AB | TBF | SF | GF | HLD |
|--------------------|-----|------|---|----|----|-----|----|-----|-----|---|---|----|----|----|----|-----|----|----|----|-------|----|------|------|----|-----|----|----|-----|
| Enlow, Blayne | 0-1 | 5.40 | 1 | 1 | 0 | 0 | 0 | 0 | 5.0 | 5 | 4 | 3 | 0 | 0 | 1 | 0 | 6 | 1 | 0 | 3.50 | 0 | 1.20 | .263 | 19 | 21 | 0 | 0 | 0 |
| * Marnon, Kevin | 0-0 | 0.00 | 1 | 0 | 0 | 0 | 0 | 0 | 1.2 | 1 | 0 | 0 | 0 | 0 | 2 | 1 | 2 | 0 | 0 | 2.00 | 0 | 1.80 | .200 | 5 | 8 | 0 | 0 | 0 |
| Molina, Derek | 0-0 | 0.00 | 1 | 0 | 0 | 0 | 0 | 0 | 1.1 | 1 | 0 | 0 | 0 | 0 | 1 | 0 | 3 | 0 | 1 | 1.00 | 0 | 1.50 | .167 | 6 | 7 | 0 | 1 | 0 |
| Total-All Pitchers | 0-1 | 3.38 | 1 | 1 | 0 | 0 | 0 | 0 | 8.0 | 7 | 4 | 3 | 0 | 0 | 4 | 1 | 11 | 1 | 1 | 2.50 | 0 | 1.38 | .233 | 30 | 0 | 1 | 0 | |

KEY: * - lefthanded hitter/pitcher, # - switch hitter

Gulf Coast League East

| | W | L | PCT | GB | Home | Away | Div | Streak | Last10 |
|-----------------|----|----|------|------|-------|-------|-------|--------|--------|
| @ GCL Nationals | 34 | 22 | .607 | - | 16-12 | 18-10 | 34-22 | L2 | 6-4 |
| GCL Marlins | 32 | 23 | .582 | 1.5 | 19-9 | 13-14 | 32-23 | W5 | 9-1 |
| GCL Astros | 27 | 27 | .500 | 6.0 | 13-14 | 14-13 | 27-27 | W1 | 4-6 |
| GCL Cardinals | 26 | 29 | .473 | 7.5 | 16-11 | 10-18 | 26-29 | W2 | 3-7 |
| GCL Mets | 19 | 37 | .339 | 15.0 | 13-15 | 6-22 | 19-37 | L4 | 4-6 |

Gulf Coast League Northeast

| | W | L | PCT | GB | Home | Away | Div | Streak | Last10 |
|--------------------|----|----|------|------|-------|-------|-------|--------|--------|
| @ GCL Yankees East | 33 | 27 | .550 | - | 15-15 | 18-12 | 17-13 | L1 | 6-4 |
| GCL Braves | 31 | 28 | .525 | 1.5 | 16-14 | 15-14 | 16-13 | W1 | 6-4 |
| GCL Pirates | 26 | 34 | .433 | 7.0 | 16-14 | 10-20 | 18-12 | W1 | 7-3 |
| GCL Tigers East | 14 | 45 | .237 | 18.5 | 8-21 | 6-24 | 8-21 | L1 | 2-8 |

Gulf Coast League Northwest

| | W | L | PCT | GB | Home | Away | Div | Streak | Last10 |
|------------------|----|----|------|-----|-------|-------|-------|--------|--------|
| @ GCL Phillies | 36 | 22 | .621 | - | 21-8 | 15-14 | 19-9 | W1 | 6-4 |
| GCL Blue Jays | 35 | 25 | .583 | 2.0 | 17-13 | 18-12 | 16-14 | L1 | 4-6 |
| GCL Yankees West | 32 | 27 | .542 | 4.5 | 15-14 | 17-13 | 13-16 | L1 | 5-5 |
| GCL Tigers West | 29 | 28 | .509 | 6.5 | 17-12 | 12-16 | 9-18 | W1 | 5-5 |

Gulf Coast League South

| | W | L | PCT | GB | Home | Away | Div | Streak | Last10 |
|-------------|----|----|------|-----|-------|-------|-------|--------|--------|
| @ GCL Twins | 35 | 23 | .603 | - | 20-9 | 15-14 | 35-23 | W1 | 7-3 |
| GCL Orioles | 28 | 32 | .467 | 8.0 | 14-16 | 14-16 | 28-32 | W1 | 2-8 |
| GCL Rays | 28 | 32 | .467 | 8.0 | 18-12 | 10-20 | 28-32 | L1 | 5-5 |
| GCL Red Sox | 27 | 31 | .466 | 8.0 | 16-13 | 11-18 | 27-31 | L1 | 5-5 |

DSL Twins

As of 09/02/2017 01:38 PM EDT

W-L Record: 1-2

GI ---GAMES BY POSITION---

| BATTERS | AVG | G | AB | R | H | 2B | 3B | HR | RBI | BB | IBB | SO | SB | CS | OBP | SLG | OPS | SF | SAC | HBP | DP | 1B | 2B | 3B | SS | OF | C | E |
|------------------------|------|---|----|---|----|----|----|----|-----|----|-----|----|----|----|------|-------|-------|----|-----|-----|----|----|----|----|----|----|---|---|
| Calcano, Mariano | .167 | 2 | 6 | 0 | 1 | 0 | 0 | 0 | 1 | 1 | 0 | 2 | 0 | 0 | .286 | .167 | .452 | 0 | 0 | 0 | 0 | 2 | 0 | 0 | 0 | 0 | 0 | 0 |
| Cuesto, Darling | .000 | 2 | 4 | 0 | 0 | 0 | 0 | 0 | 1 | 0 | 0 | 1 | 0 | 0 | .000 | .000 | .000 | 0 | 0 | 0 | 0 | 0 | 0 | 0 | 0 | 0 | 1 | 0 |
| De La Cruz, Yeremi | .000 | 2 | 4 | 0 | 0 | 0 | 0 | 0 | 0 | 0 | 0 | 0 | 0 | 0 | .000 | .000 | .000 | 0 | 0 | 0 | 0 | 0 | 0 | 0 | 0 | 0 | 2 | 1 |
| * Encarnacion, Yeltsin | .000 | 3 | 9 | 0 | 0 | 0 | 0 | 0 | 0 | 0 | 0 | 3 | 0 | 0 | .000 | .000 | .000 | 0 | 0 | 0 | 0 | 0 | 1 | 1 | 0 | 0 | 0 | 0 |
| Feliz, Jesus | | 1 | 0 | 0 | 0 | 0 | 0 | 0 | 0 | 0 | 0 | 0 | 0 | 0 | | .000 | 0 | 0 | 0 | 0 | 0 | 0 | 0 | 1 | 0 | 0 | 0 | 1 |
| # Marte, Agustin | .222 | 3 | 9 | 0 | 2 | 0 | 0 | 0 | 0 | 0 | 0 | 3 | 1 | 0 | .222 | .222 | .444 | 0 | 0 | 0 | 0 | 0 | 1 | 0 | 1 | 0 | 0 | 2 |
| # Martinez, Francisco | .000 | 2 | 3 | 0 | 0 | 0 | 0 | 0 | 0 | 0 | 0 | 1 | 0 | 0 | .000 | .000 | .000 | 0 | 0 | 0 | 0 | 0 | 0 | 0 | 0 | 2 | 0 | 0 |
| Martinez, Juan | .333 | 3 | 6 | 0 | 2 | 0 | 0 | 0 | 0 | 0 | 0 | 2 | 0 | 0 | .333 | .333 | .667 | 0 | 0 | 0 | 0 | 0 | 0 | 0 | 0 | 3 | 0 | 0 |
| Nunez, Alberoni | .273 | 3 | 11 | 1 | 3 | 1 | 0 | 0 | 0 | 0 | 0 | 1 | 1 | 0 | .273 | .364 | .636 | 0 | 0 | 0 | 0 | 0 | 0 | 0 | 0 | 3 | 0 | 0 |
| Perez, Yeison | .500 | 1 | 2 | 0 | 1 | 1 | 0 | 0 | 0 | 0 | 0 | 1 | 0 | 0 | .667 | 1.000 | 1.667 | 0 | 0 | 1 | 0 | 0 | 0 | 0 | 0 | 0 | 1 | 0 |
| # Santana, Ruben | .000 | 3 | 5 | 1 | 0 | 0 | 0 | 0 | 0 | 0 | 0 | 1 | 1 | 0 | .000 | .000 | .000 | 0 | 0 | 0 | 0 | 2 | 1 | 0 | 0 | 0 | 0 | 0 |
| Urena, Estamy | .182 | 3 | 11 | 0 | 2 | 1 | 0 | 0 | 0 | 0 | 0 | 3 | 0 | 0 | .182 | .273 | .455 | 0 | 0 | 0 | 0 | 0 | 1 | 0 | 2 | 0 | 0 | 0 |
| Valdez, Wander | .100 | 3 | 10 | 0 | 1 | 0 | 0 | 0 | 0 | 0 | 0 | 1 | 0 | 0 | .100 | .100 | .200 | 0 | 0 | 0 | 0 | 0 | 0 | 2 | 0 | 0 | 0 | 0 |
| * Vasquez, Samuel | .111 | 3 | 9 | 1 | 1 | 0 | 0 | 0 | 0 | 2 | 0 | 0 | 0 | 0 | .273 | .111 | .384 | 0 | 0 | 0 | 0 | 0 | 0 | 0 | 0 | 3 | 0 | 1 |
| Total-All Batters | .146 | 3 | 89 | 3 | 13 | 3 | 0 | 0 | 2 | 3 | 0 | 19 | 3 | 0 | .183 | .180 | .363 | 0 | 0 | 1 | 0 | | | | | | | 5 |

GI

| PITCHERS | W-L | ERA | G | GS | CG | SHO | SV | SVO | IP | H | R | ER | HR | HB | BB | IBB | SO | BK | WP | GO/AO | DP | WHIP | AVG | AB | TBF | SF | GF | HLD |
|--------------------|-----|-------|---|----|----|-----|----|-----|------|----|----|----|----|----|----|-----|----|----|------|-------|------|------|------|-----|-----|----|----|-----|
| Cruz, Steven | 0-1 | 18.00 | 1 | 0 | 0 | 0 | 0 | 0 | 1.0 | 3 | 2 | 2 | 0 | 0 | 0 | 0 | 0 | 0 | 1 | 1.00 | 0 | 3.00 | .600 | 5 | 5 | 0 | 0 | 0 |
| Garcia, Yeremi | 0-0 | 0.00 | 1 | 0 | 0 | 0 | 0 | 0 | 0.2 | 3 | 4 | 0 | 1 | 0 | 0 | 0 | 0 | 0 | 2.00 | 0 | 4.50 | .500 | 6 | 6 | 0 | 1 | 0 | |
| German, Osiris | 0-0 | 0.00 | 1 | 0 | 0 | 0 | 0 | 1 | 2.0 | 4 | 2 | 0 | 0 | 0 | 1 | 0 | 2 | 0 | 0.33 | 0 | 2.50 | .400 | 10 | 11 | 0 | 0 | 0 | |
| Marin, Andriu | 0-0 | 0.00 | 1 | 1 | 0 | 0 | 0 | 0 | 5.0 | 3 | 0 | 0 | 0 | 2 | 2 | 0 | 3 | 0 | 0 | 3.00 | 0 | 1.00 | .200 | 15 | 20 | 0 | 0 | 0 |
| Montero, Michael | 0-1 | 1.80 | 1 | 1 | 0 | 0 | 0 | 0 | 5.0 | 6 | 1 | 1 | 0 | 1 | 0 | 0 | 5 | 0 | 1 | 7.00 | 0 | 1.20 | .300 | 20 | 21 | 0 | 0 | 0 |
| Navas, Junior | 0-0 | 5.40 | 1 | 0 | 0 | 0 | 0 | 0 | 3.1 | 1 | 2 | 2 | 0 | 1 | 2 | 0 | 4 | 0 | 0 | 0.00 | 0 | 0.90 | .091 | 11 | 14 | 0 | 0 | 0 |
| Sanchez, Fernando | 0-0 | 0.00 | 1 | 0 | 0 | 0 | 0 | 0 | 2.0 | 1 | 0 | 0 | 0 | 0 | 1 | 0 | 2 | 0 | 0 | 1.00 | 0 | 1.00 | .143 | 7 | 8 | 0 | 0 | 0 |
| * Soto, Fredderi | 0-0 | 0.00 | 1 | 1 | 0 | 0 | 0 | 0 | 5.0 | 1 | 0 | 0 | 0 | 0 | 2 | 0 | 4 | 0 | 0 | 3.00 | 0 | 0.60 | .067 | 15 | 17 | 0 | 0 | 0 |
| * Toledo, Jesus | 0-0 | 0.00 | 1 | 0 | 0 | 0 | 0 | 0 | 1.0 | 0 | 0 | 0 | 0 | 0 | 0 | 0 | 0 | 0 | 0 | 3.00 | 0 | 0.00 | .000 | 4 | 4 | 0 | 1 | 0 |
| Torres, Frandy | 1-0 | 0.00 | 1 | 0 | 0 | 0 | 0 | 0 | 2.0 | 1 | 0 | 0 | 0 | 1 | 1 | 1 | 2 | 0 | 0 | 0.50 | 0 | 1.00 | .143 | 7 | 9 | 0 | 1 | 0 |
| Total-All Pitchers | 1-2 | 1.67 | 3 | 3 | 0 | 0 | 0 | 1 | 27.0 | 23 | 11 | 5 | 1 | 5 | 9 | 1 | 22 | 0 | 2 | 1.45 | 0 | 1.19 | .230 | 100 | | 0 | 3 | 0 |

KEY: * - lefthanded hitter/pitcher, # - switch hitter

Dominican Summer League North

| | W | L | PCT | GB | Home | Away | Div | Streak | Last10 |
|---------------------|----|----|------|------|-------|-------|-------|--------|--------|
| @ DSL Dodgers2 | 44 | 28 | .611 | - | 24-12 | 20-16 | 44-28 | W4 | 9-1 |
| DSL Rangers1 | 42 | 28 | .600 | 1.0 | 23-13 | 19-15 | 42-28 | L2 | 6-4 |
| DSL Rays2 | 41 | 30 | .577 | 2.5 | 19-16 | 22-14 | 41-30 | W2 | 7-3 |
| DSL Cubs1 | 37 | 33 | .529 | 6.0 | 18-17 | 19-16 | 37-33 | L1 | 5-5 |
| DSL Pirates | 36 | 34 | .514 | 7.0 | 19-15 | 17-19 | 36-34 | W1 | 3-7 |
| DSL Indians | 29 | 41 | .414 | 14.0 | 19-16 | 10-25 | 29-41 | L2 | 5-5 |
| DSL Astros Orange | 27 | 44 | .380 | 16.5 | 16-20 | 11-24 | 27-44 | W2 | 3-7 |
| DSL Indians/Brewers | 26 | 44 | .371 | 17.0 | 12-23 | 14-21 | 26-44 | L7 | 3-7 |

Dominican Summer League South

| | W | L | PCT | GB | Home | Away | Div | Streak | Last10 |
|------------------|----|----|------|------|-------|-------|-------|--------|--------|
| @ DSL Twins | 49 | 22 | .690 | - | 24-11 | 25-11 | 49-22 | L1 | 5-5 |
| DSL Mets1 | 44 | 27 | .620 | 5.0 | 23-13 | 21-14 | 44-27 | W3 | 7-3 |
| DSL Rockies | 36 | 35 | .507 | 13.0 | 20-16 | 16-19 | 36-35 | W2 | 7-3 |
| DSL Angels | 35 | 35 | .500 | 13.5 | 18-18 | 17-17 | 35-35 | W1 | 6-4 |
| DSL Phillies Red | 32 | 39 | .451 | 17.0 | 20-17 | 12-22 | 32-39 | L2 | 5-5 |
| DSL Cardinals | 30 | 40 | .429 | 18.5 | 13-19 | 17-21 | 30-40 | W1 | 4-6 |
| DSL Yankees | 29 | 42 | .408 | 20.0 | 18-18 | 11-24 | 29-42 | L3 | 4-6 |
| DSL Nationals | 28 | 43 | .394 | 21.0 | 17-18 | 11-25 | 28-43 | L1 | 3-7 |

Dominican Summer League Northwest

| | W | L | PCT | GB | Home | Away | Div | Streak | Last10 |
|-----------------|----|----|------|------|-------|-------|-------|--------|--------|
| @ DSL Red Sox | 47 | 24 | .662 | - | 21-15 | 26-9 | 47-24 | | 8-2 |
| @ DSL Dodgers1 | 47 | 24 | .662 | - | 27-8 | 20-16 | 47-24 | | 6-4 |
| DSL Marlins | 40 | 29 | .580 | 6.0 | 21-14 | 19-15 | 40-29 | W3 | 7-3 |
| DSL Athletics | 40 | 32 | .556 | 7.5 | 26-10 | 14-22 | 40-32 | L1 | 7-3 |
| DSL Astros Blue | 38 | 33 | .535 | 9.0 | 19-16 | 19-17 | 38-33 | W1 | 6-4 |
| DSL Royals | 30 | 40 | .429 | 16.5 | 17-18 | 13-22 | 30-40 | L3 | 3-7 |
| DSL Rays1 | 23 | 48 | .324 | 24.0 | 13-23 | 10-25 | 23-48 | L4 | 1-9 |
| DSL Braves | 18 | 53 | .254 | 29.0 | 12-23 | 6-30 | 18-53 | L1 | 2-8 |

Dominican Summer League Baseball City

| | W | L | PCT | GB | Home | Away | Div | Streak | Last10 |
|-----------------|----|----|------|------|-------|-------|-------|--------|--------|
| @ DSL Blue Jays | 44 | 26 | .629 | - | 25-11 | 19-15 | 44-26 | L2 | 5-5 |
| DSL Giants | 41 | 30 | .577 | 3.5 | 20-17 | 21-13 | 41-30 | L1 | 5-5 |
| DSL Reds | 41 | 30 | .577 | 3.5 | 21-14 | 20-16 | 41-30 | W1 | 5-5 |
| DSL D-backs1 | 36 | 35 | .507 | 8.5 | 16-18 | 20-17 | 36-35 | W1 | 5-5 |
| DSL White Sox | 34 | 37 | .479 | 10.5 | 18-17 | 16-20 | 34-37 | W3 | 7-3 |
| DSL Orioles | 32 | 37 | .464 | 11.5 | 12-22 | 20-15 | 32-37 | W2 | 6-4 |
| DSL Mariners | 30 | 40 | .429 | 14.0 | 14-21 | 16-19 | 30-40 | L1 | 5-5 |
| DSL Padres | 24 | 47 | .338 | 20.5 | 13-23 | 11-24 | 24-47 | L2 | 3-7 |

Dominican Summer League San Pedro

| | W | L | PCT | GB | Home | Away | Div | Streak | Last10 |
|--------------------|----|----|------|------|-------|-------|-------|--------|--------|
| @ DSL Mets2 | 50 | 21 | .704 | - | 28-7 | 22-14 | 50-21 | W1 | 7-3 |
| DSL Rangers2 | 46 | 25 | .648 | 4.0 | 24-11 | 22-14 | 46-25 | L1 | 7-3 |
| DSL Phillies White | 45 | 26 | .634 | 5.0 | 26-8 | 19-18 | 45-26 | W1 | 8-2 |
| DSL Cubs2 | 34 | 37 | .479 | 16.0 | 20-16 | 14-21 | 34-37 | W1 | 7-3 |
| DSL Rojas | 30 | 40 | .429 | 19.5 | 17-18 | 13-22 | 30-40 | L1 | 3-7 |
| DSL Brewers | 28 | 43 | .394 | 22.0 | 17-18 | 11-25 | 28-43 | L1 | 2-8 |
| DSL Tigers | 26 | 44 | .371 | 23.5 | 16-21 | 10-23 | 26-44 | W1 | 3-7 |
| DSL D-backs2 | 24 | 47 | .338 | 26.0 | 13-23 | 11-24 | 24-47 | L1 | 2-8 |