






## Minnesota Twins Minor League Report Tuesday, September 9, 2014

Team	Level	Record	Yesterday's Scores	Streak/ Last 10
 Rochester Red Wings	Triple-A	77-67; 4.5 GB 4 <sup>th</sup> in International League North	End of Reg. Season	W1, 6-4
 New Britain Rock Cats	Double-A	73-69; 15.0 GB 3 <sup>rd</sup> in Eastern League Eastern	End of Reg. Season	W3, 7-3
 Fort Myers Miracle	High-A	Final Statistics: 82-57; 0.0 GB 1 <sup>st</sup> in Florida State League South	W, 4-2 vs. Daytona (Won Series 3-1)	W5, 7-3
 Cedar Rapids Kernels	Low-A	73-67; 18.0 GB 2 <sup>nd</sup> in Midwest League Western	End of Reg. Season	L2, 3-7
 Elizabethton Twins	Rookie	Final Statistics: 38-30; 0.0 GB 1 <sup>st</sup> in Appalachian League West	End of Reg. Season	L1, 6-4
 GCL Twins	Rookie	23-37; 13.0 GB 4 <sup>th</sup> in Gulf Coast League South	End of Reg. Season	L2, 4-6
 DSL Twins	DSL	43-27; 4.0 GB 2 <sup>nd</sup> in DSL Boca Chica Baseball City	End of Reg. Season	L2, 5-5

### Table of Contents

-  Yesterday's Boxscores, Team Stats and Standings **Pg. 2**
-  Minor League Clips **Pg. 10**

Choose a highlighted category to sort. NOTE: Rate stats do not use qualifiers.

		GI ---GAMES BY POSITION---																												
BATTERS	AVG	G	AB	R	H	2B	3B	HR	RBI	TB	BB	IBB	SO	SB	CS	OBP	SLG	OPS	SF	SAC	HBP	DP	1B	2B	3B	SS	OF	C	E	
* Arcia, Oswaldo	.312	22	77	16	24	7	0	5	18	46	5	0	17	1	0	.365	.597	.962	1	0	2	3	0	0	0	0	16	0	0	
* Beresford, James	.276	131	507	65	140	28	2	2	47	178	36	1	75	7	4	.323	.351	.674	4	8	1	12	0	128	3	0	0	0	11	
Bernier, Doug	.280	124	404	53	113	25	2	6	54	160	40	0	78	5	4	.348	.396	.744	5	12	5	3	1	12	44	63	8	0	12	
Colabello, Chris	.268	61	213	28	57	13	0	10	38	100	21	2	55	0	0	.336	.469	.806	2	0	2	8	54	0	0	0	2	0	4	
Farris, Eric	.280	133	483	59	135	23	1	4	44	172	26	0	57	16	8	.316	.356	.672	7	4	3	13	0	3	0	0	127	0	0	
# Florimon, Pedro	.257	85	280	38	72	17	4	4	29	109	30	1	82	12	2	.328	.389	.717	3	0	1	5	0	7	11	65	0	0	18	
Fryer, Eric	.252	36	111	12	28	7	1	0	11	37	12	0	29	5	0	.323	.333	.656	1	1	0	2	0	0	0	0	0	32	1	
Hanson, Nate	.241	23	83	12	20	7	0	2	11	33	4	0	15	0	0	.289	.398	.686	1	0	2	6	17	0	2	0	0	0	2	
* Herrmann, Chris	.304	60	204	31	62	18	4	5	26	103	21	4	45	4	1	.373	.505	.878	1	0	2	2	1	0	0	0	30	26	3	
# Hicks, Aaron	.278	24	72	9	20	5	0	1	8	28	9	0	13	1	1	.349	.389	.738	2	1	0	3	0	0	0	0	23	0	0	
1 Mastroianni, Darin	.450	4	20	4	9	2	0	0	2	11	0	0	4	0	1	.450	.550	1.000	0	0	0	0	0	0	0	0	3	0	0	
* Nelson, Brad	.229	71	227	27	52	11	0	5	30	78	28	3	43	0	1	.312	.344	.655	4	0	1	2	45	0	0	0	0	0	2	
Nunez, Eduardo	.282	11	39	7	11	1	0	1	6	15	1	0	8	1	0	.293	.385	.677	1	0	0	2	0	0	4	4	1	0	2	
* Ortiz, Daniel	.256	73	242	36	62	13	3	8	33	105	9	0	51	0	0	.283	.434	.717	2	0	1	5	0	0	0	0	65	0	3	
* Parmelee, Chris	.305	32	118	13	36	7	0	7	23	64	14	0	24	0	0	.378	.542	.920	2	0	1	2	22	0	0	0	9	0	1	
Pinto, Josmil	.279	60	208	24	58	17	1	6	35	95	31	2	37	0	1	.376	.457	.833	1	0	2	9	0	0	0	0	0	34	2	
Rahi, Chris	.259	104	332	41	86	17	1	7	43	126	7	0	82	9	6	.272	.380	.652	5	1	1	9	0	0	0	0	102	0	3	
Ramirez, Wilkin	.262	107	386	44	101	23	3	4	41	142	22	1	104	8	2	.305	.368	.672	5	0	4	7	0	0	0	0	71	0	1	
Rodriguez, Reynaldo	.156	10	32	2	5	1	0	1	4	9	3	0	8	0	0	.229	.281	.510	0	0	0	0	3	0	0	0	0	7	0	0
Rohlfing, Dan	.205	75	219	29	45	17	0	2	23	68	28	0	56	0	1	.307	.311	.618	2	0	5	5	6	0	0	0	4	58	2	
Romero, Debinson	.265	123	419	50	111	31	2	8	45	170	60	0	88	0	1	.364	.406	.770	5	0	8	9	4	0	98	0	0	0	21	
# Santana, Danny	.268	24	97	15	26	7	2	0	7	37	6	0	28	4	1	.311	.381	.692	0	2	0	1	0	0	0	20	0	0	5	
Willingham, Josh	.185	8	27	3	5	2	0	1	3	10	1	0	8	0	0	.241	.370	.612	0	0	1	2	0	0	0	0	4	0	0	
Team Total	.266	144	4800	618	1278	299	26	89	581	1896	414	14	1007	73	34	.327	.395	.722	54	29	42	110							101	

PITCHERS	W	L	ERA	G	GS	CG	SHO	SV	SVO	IP	H	R	ER	HR	HB	BB	IBB	SO	BK	WP	GO/AO	DP	WHIP	AVG	AB	TBF	SF	GF	HLD
Achter, A.J.	4	4	2.38	40	0	0	0	6	8	72.0	44	20	19	4	2	24	0	69	1	3	0.53	4	0.94	.176	250	281	1	18	4
Berrios, Jose	0	1	18.00	1	1	0	0	0	0	3.0	7	6	6	0	0	3	0	3	0	0	1.00	0	3.33	.438	16	19	0	0	0
* Darnell, Logan	7	6	3.60	23	19	1	0	0	0	115.0	108	63	46	16	1	49	2	90	4	8	1.28	11	1.37	.246	439	497	3	1	0
1 Diamond, Scott	4	7	6.53	17	15	1	0	0	0	80.0	109	62	58	10	1	22	1	47	0	2	0.92	6	1.64	.328	332	363	6	0	0
Duffey, Tyler	2	0	3.94	3	3	0	0	0	0	16.0	16	7	7	3	1	6	0	16	0	0	0.43	2	1.38	.258	62	69	0	0	0
* Gilmartin, Sean	2	4	4.28	14	14	0	0	0	0	73.2	69	39	35	7	1	28	1	59	0	3	0.86	6	1.32	.250	276	308	1	0	0
Guerra, Deolis	2	2	4.33	36	1	0	0	0	1	52.0	51	28	25	5	0	18	0	54	0	3	0.49	2	1.33	.250	204	223	1	11	1
Guerrier, Matt	0	1	7.20	4	0	0	0	1	1	5.0	7	4	4	2	0	2	0	3	0	1	0.09	0	1.80	.318	22	24	0	3	0
Hamburger, Mark	4	4	3.79	14	6	0	0	1	1	54.2	51	27	23	1	2	22	1	37	0	1	1.31	9	1.34	.249	205	232	2	3	1
1 Hoffman, Matt	1	0	3.80	14	0	0	0	2	3	21.1	24	10	9	4	0	9	1	19	0	1	1.87	4	1.55	.293	82	95	2	6	1
* Ibarra, Edgar	5	0	3.44	31	0	0	0	0	3	49.2	50	19	19	3	0	23	0	42	0	3	1.02	2	1.47	.259	193	218	2	7	1
* Johnson, Kris	10	7	3.48	23	23	2	0	0	0	132.0	115	58	51	8	2	55	1	102	0	7	1.56	17	1.29	.232	496	556	0	0	0
May, Trevor	8	6	2.84	18	18	1	1	0	0	98.1	75	33	31	4	0	39	0	94	0	2	0.79	7	1.16	.209	358	400	3	0	0
Meyer, Alex	7	7	3.52	27	27	0	0	0	0	130.1	116	58	51	10	8	64	0	153	0	4	1.13	11	1.38	.241	481	565	5	0	0
* Milone, Tommy	0	1	1.29	1	1	0	0	0	0	7.0	6	1	1	0	0	2	0	3	0	1	0.78	1	1.14	.240	25	27	0	0	0
* O'Rourke, Ryan	0	0	0.00	1	0	0	0	0	0	1.0	1	0	0	0	0	0	0	1	0	1	0.00	0	1.00	.250	4	4	0	0	0
Oliveros, Lester	1	2	2.29	24	0	0	0	6	8	35.1	27	10	9	0	1	13	1	52	0	1	1.08	1	1.13	.208	130	147	1	7	3
Pelfrey, Mike	1	0	0.90	2	2	0	0	0	0	10.0	9	1	1	0	1	3	0	3	0	0	0.71	3	1.20	.250	36	40	0	0	0
Pino, Yohan	10	2	2.47	16	9	2	2	0	0	73.0	47	21	20	9	3	24	0	72	1	3	0.64	2	0.97	.180	261	290	1	2	0
Pressly, Ryan	1	4	2.98	35	0	0	0	6	7	60.1	55	25	20	1	1	21	1	63	0	6	1.11	5	1.26	.238	231	256	0	19	7
Pryor, Stephen	1	0	0.89	14	0	0	0	2	2	20.1	6	2	2	2	0	16	0	22	0	5	0.68	0	1.08	.094	64	81	0	4	2
* Raley, Brooks	0	1	3.68	8	1	0	0	1	1	14.2	17	7	6	1	1	11	0	19	0	1	0.71	1	1.91	.283	60	72	0	2	1
Rohlfing, Dan	0	0	0.00	2	0	0	0	1	1	2.0	2	0	0	0	0	1	0	1	0	0	0.67	0	1.50	.250	8	9	0	2	0
* Thompson, Aaron	3	3	3.98	46	0	0	0	3	5	52.0	49	27	23	5	1	26	1	51	0	4	0.89	6	1.44	.250	196	227	2	23	8
Tonkin, Michael	3	4	2.80	39	0	0	0	10	12	45.0	41	18	14	2	2														

Choose a highlighted category to sort. NOTE: Rate stats do not use qualifiers.

BATTERS	AVG	G	AB	R	H	2B	3B	HR	RBI	TB	BB	IBB	SO	SB	CS	OBP	SLG	OPS	SF	SAC	HBP	DP	GI ---GAMES BY POSITION---										E
																							1B	2B	3B	SS	OF	C					
* <a href="#">Boyer, Brad</a>	.246	79	256	19	63	7	3	0	26	76	13	0	33	14	3	.280	.297	.577	5	4	1	9	0	30	0	39	0	0	10				
<a href="#">Buxton, Byron</a>	.000	1	3	0	0	0	0	0	0	0	0	0	3	0	0	.000	.000	.000	0	0	0	0	0	0	0	0	0	1	0	0			
* <a href="#">Fuld, Sam</a>	.429	4	14	4	6	2	0	1	2	11	2	0	1	0	0	.500	.786	1.286	0	0	0	0	0	0	0	0	0	4	0	1			
* <a href="#">Gonzales, Mike</a>	.264	31	106	14	28	7	0	3	18	44	9	0	26	0	0	.339	.415	.754	0	0	3	2	23	0	0	0	0	0	2				
<a href="#">Hanson, Nate</a>	.259	96	367	53	95	26	0	4	46	133	34	0	54	1	0	.335	.362	.697	4	0	10	3	21	13	31	0	6	0	4				
# <a href="#">Hicks, Aaron</a>	.297	43	148	30	44	11	1	4	21	69	28	1	27	2	3	.404	.466	.871	2	0	0	4	0	0	0	0	38	0	2				
<a href="#">Knudson, Kyle</a>	.215	83	247	15	53	16	0	0	33	69	13	0	57	0	0	.265	.279	.544	3	2	5	10	0	0	0	0	0	82	3				
<a href="#">Koch, Matt</a>	.212	73	217	23	46	9	0	2	19	61	27	0	58	2	1	.304	.281	.585	1	3	2	2	4	0	0	0	0	64	4				
# <a href="#">Kvasnicka, Mike</a>	.257	112	370	35	95	23	0	10	55	148	26	1	80	5	3	.303	.400	.703	3	0	0	3	0	0	1	0	106	0	5				
# <a href="#">Mejia, Aderlin</a>	.275	15	51	6	14	1	0	0	4	15	6	0	9	2	1	.351	.294	.645	0	2	0	2	0	0	0	15	0	0	7				
# <a href="#">Michael, Levi</a>	.340	15	53	13	18	1	0	0	1	19	7	0	11	4	1	.444	.358	.803	0	0	3	0	0	14	0	0	0	0	1				
<a href="#">Nunez, Eduardo</a>	.400	4	10	1	4	0	1	0	0	6	3	0	2	1	0	.538	.600	1.138	0	0	0	0	0	0	1	1	1	0	1				
* <a href="#">Ortiz, Daniel</a>	.324	49	182	22	59	16	2	4	31	91	4	0	34	3	1	.340	.500	.840	1	1	1	2	0	0	0	0	46	0	4				
<a href="#">Pettersen, A.J.</a>	.203	27	59	5	12	4	0	0	2	16	10	0	17	1	1	.329	.271	.600	0	3	1	0	0	0	0	25	1	0	6				
# <a href="#">Polanco, Jorge</a>	.281	37	146	13	41	6	0	1	16	50	9	0	28	7	3	.323	.342	.665	0	2	0	0	0	4	0	33	0	0	12				
* <a href="#">Ray, Lance</a>	.208	8	24	4	5	2	1	0	4	9	2	0	10	0	0	.310	.375	.685	1	0	2	0	0	0	0	0	6	0	0				
<a href="#">Rodriguez, Jairo</a>	.192	9	26	2	5	0	0	0	1	5	2	0	2	1	0	.250	.192	.442	0	0	0	3	0	0	0	0	0	7	0				
<a href="#">Rodriguez, Reynaldo</a>	.286	126	461	81	132	36	2	21	66	235	39	0	77	6	4	.344	.510	.854	10	0	7	8	23	0	0	0	61	0	1				
* <a href="#">Rosario, Eddie</a>	.237	79	316	40	75	20	3	8	36	125	17	0	68	8	4	.277	.396	.672	2	0	1	5	0	16	0	0	65	0	2				
<a href="#">Thomas, Tony</a>	.241	129	453	71	109	29	6	12	45	186	37	0	141	14	4	.302	.411	.712	3	0	4	4	0	53	3	33	39	0	13				
# <a href="#">Vargas, Kennys</a>	.281	97	356	50	100	17	0	17	63	168	43	3	68	0	2	.360	.472	.832	3	0	3	10	81	0	0	0	0	0	4				
<a href="#">Waring, Brandon</a>	.212	106	345	40	73	28	0	13	43	140	40	0	150	2	0	.311	.406	.716	1	0	10	4	3	0	91	0	0	0	10				
<a href="#">Wickens, Stephen</a>	.217	57	161	20	35	6	0	0	12	41	10	0	29	5	3	.271	.255	.526	3	3	3	3	0	22	28	3	4	0	3				
<a href="#">Wilson, Kenny</a>	.195	11	41	6	8	3	0	0	1	11	6	0	10	3	1	.327	.268	.595	0	1	2	0	0	0	0	0	11	0	2				
T <a href="#">Wilson, Kenny</a>	.232	55	211	30	49	7	4	2	16	70	17	0	58	17	6	.305	.332	.637	2	6	6	2	0	0	0	0	52	0	4				
# <a href="#">Wimberly, Corey</a>	.252	72	246	32	62	13	5	0	19	85	15	0	37	17	4	.307	.346	.653	1	7	5	0	0	5	0	4	62	0	3				
Team Total	.254	142	4658	599	1182	283	24	100	564	1813	402	5	1032	98	39	.319	.389	.708	43	28	63	74							114				

PITCHERS	W	L	ERA	G	GS	CG	SHO	SV	SVO	IP	H	R	ER	HR	HB	BB	IBB	SO	BK	WP	GO/AO	DP	WHIP	AVG	AB	TBF	SF	GF	HLD
<a href="#">Achter, A.J.</a>	0	0	0.00	3	0	0	0	1	1	6.2	3	0	0	0	0	1	0	11	0	0	0.33	0	0.60	.136	22	23	0	1	1
<a href="#">Adam, Jason</a>	0	0	5.14	2	1	0	0	0	0	7.0	10	4	4	0	0	2	0	3	0	1	0.21	0	1.71	.333	30	32	0	1	0
<a href="#">Baxendale, D.J.</a>	0	3	5.76	7	4	0	0	0	0	25.0	32	20	16	2	0	5	0	14	0	0	0.97	3	1.48	.311	103	110	2	1	0
<a href="#">Berrios, Jose</a>	3	4	3.54	8	8	1	0	0	0	40.2	33	17	16	2	2	12	0	28	1	1	1.10	7	1.11	.226	146	163	2	0	0
<a href="#">Boer, Madison</a>	0	0	2.70	2	0	0	0	0	0	3.1	4	1	1	0	0	2	0	2	0	0	1.00	0	1.80	.286	14	16	0	0	2
* <a href="#">Dean, Pat</a>	8	9	4.81	26	26	1	0	0	0	144.0	192	91	77	20	8	31	0	83	0	3	0.97	12	1.55	.320	600	647	4	0	0
<a href="#">Duffey, Tyler</a>	8	3	3.80	18	18	0	0	0	0	111.1	104	52	47	14	5	19	0	84	0	4	0.93	8	1.10	.248	419	452	6	0	0
* <a href="#">Fuller, Jim</a>	3	1	2.41	38	0	0	0	1	2	56.0	48	16	15	2	4	30	0	68	0	5	0.73	4	1.39	.227	211	247	0	13	4
* <a href="#">Gilmartin, Sean</a>	7	3	3.13	12	12	0	0	0	0	72.0	76	30	25	2	3	16	0	74	1	3	0.73	5	1.28	.275	276	302	4	0	0
<a href="#">Guerrier, Matt</a>	0	0	0.00	3	0	0	0	0	1	4.0	4	1	0	0	1	2	0	5	0	0	0.67	0	1.50	.286	14	17	0	1	0
<a href="#">Hamburger, Mark</a>	0	1	3.38	8	1	0	0	1	1	16.0	16	9	6	2	1	5	0	17	0	3	1.21	1	1.31	.258	62	70	2	1	3
<a href="#">Hermesen, B.J.</a>	0	0	13.50	3	0	0	0	0	0	4.0	9	8	6	0	1	2	0	0	0	0	1.40	1	2.75	.429	21	24	0	0	1
* <a href="#">Ibarra, Edgar</a>	2	1	6.91	9	0	0	0	1	2	14.1	17	12	11	1	1	5	0	16	0	1	2.13	0	1.53	.309	55	64	2	6	1
<a href="#">Johnson, Cole</a>	3	8	3.84	49	2	0	0	9	14	72.2	71	36	31	6	4	21	2	82	0	6	0.60	4	1.27	.251	283	311	2	29	6
* <a href="#">Melotakis, Mason</a>	1	0	2.25	13	0	0	0	2	3	16.0	17	5	4	0	1	3	0	17	0	2	1.64	2	1.25	.274	62	67	0	7	1
* <a href="#">O'Rourke, Ryan</a>	2	4	3.98	50	0	0	0	4	5	40.2	36	24	18	5	0	16	1	52	0	1	0.89	3	1.28	.232	155	174	2	17	11
<a href="#">Oliveros, Lester</a>	3	1	0.89	26	0	0	0	12	13	30.1	17	6	3	0	3	14	1	36	0	2	0.77	1	1.02	.162	105	125	1	24	1
* <a href="#">Rogers, Taylor</a>	11	6	3.29	24	24	1	0	0	0	145.0	150	63	53	4	6	37	0	113	0	4	1.29	20	1.29	.268	560	606	2	0	0
<a href="#">Salcedo, Adrian</a>	3	9	4.19	39	6	0	0	2	3	73.0	78	39	34	2	3	24	0	76	0	15	2.32	6	1.40	.272	287	318	2	10	3
<a href="#">Summers, Matt</a>	2	4	6.79	28	6	0	0	1	3	53.0	64	46	40	5	5	21	0	54	0	7	1.15	4	1.60	.300	213	245	3	11	3
<a href="#">Turpen, Daniel</a>	5	2	4.48	4																									

Fort Myers Miracle (3-1) 4, Daytona Cubs (1-3) 2  
September 8, 2014

	1	2	3	4	5	6	7	8	9	10	11	R	H	E
Fort Myers	1	0	0	1	0	0	0	0	0	0	2	4	9	2
Daytona	0	0	0	1	0	1	0	0	0	0	0	2	7	3

Fort Myers	AB	R	H	RBI	BB	SO	LOB	AVG	Daytona	AB	R	H	RBI	BB	SO	LOB	AVG
Mejia, A, SS	3	1	2	0	2	0	1	.360	Hannemann, CF	5	0	1	0	0	0	1	.250
Goodrum, 3B	4	0	0	0	1	1	5	.125	Amaya, 2B	4	0	1	0	1	1	1	.385
Harrison, LF	4	0	0	1	1	0	4	.304	Schwarber, DH	4	0	1	0	0	2	1	.174
Hicks, 1B	6	0	0	0	0	1	4	.286	Vogelbach, 1B	5	2	1	0	0	1	3	.273
Turner, C	5	1	1	0	0	2	1	.304	Rademacher, LF	5	0	1	0	0	3	1	.391
Kepler, RF	4	0	2	0	1	0	1	.217	McKinney, RF	4	0	1	0	1	2	2	.286
Walker, DH	4	1	1	0	1	3	3	.227	Contreras, C	5	0	1	0	0	2	2	.455
Grimes, 2B	4	0	2	1	1	0	2	.429	Carhart, 3B	4	0	0	0	0	3	3	.133
Kanzler, CF	5	1	1	2	0	2	5	.250	Hernandez, M, SS	3	0	0	0	1	1	0	.273
Baxendale, P	0	0	0	0	0	0	0	.000	Zastrzyny, P	0	0	0	0	0	0	0	.000
Peterson, P	0	0	0	0	0	0	0	.000	Rosario, J, P	0	0	0	0	0	0	0	.000
Burdi, P	0	0	0	0	0	0	0	.000	Perakslis, P	0	0	0	0	0	0	0	.000
Johnson, D, P	0	0	0	0	0	0	0	.000	Kirk, P	0	0	0	0	0	0	0	.000
Jones, Z, P	0	0	0	0	0	0	0	.000	Totals	39	2	7	0	3	15	14	.295
Totals	39	4	9	4	7	9	26	.278									

**BATTING**

**2B:** Grimes (1, Zastrzyny), Walker (2, Perakslis).  
**HR:** Kanzler (2, 11th inning off Perakslis, 1 on, 1 out).  
**TB:** Turner; Mejia, A 2; Kanzler 4; Grimes 3; Walker 2; Kepler 2.  
**RBI:** Harrison (6), Grimes (2), Kanzler 2 (8).  
**Runners left in scoring position, 2 out:** Kanzler; Hicks 2; Goodrum 2; Kepler; Mejia, A; Harrison.  
**SAC:** Goodrum; Mejia, A.  
**SF:** Harrison.  
**Team RISP:** 3-for-17.  
**Team LOB:** 12.

**BASERUNNING**

**SB:** Harrison (3, 2nd base off Rosario, J/Contreras).  
**CS:** Kepler (1, 2nd base by Perakslis/Contreras).

**FIELDING**

**E:** Goodrum (3, throw), Grimes (3, fielding).  
**Outfield assists:** Kanzler (Contreras at 2nd base).

**BATTING**

**2B:** Hannemann (1, Baxendale), Vogelbach (2, Baxendale).  
**TB:** McKinney; Contreras; Hannemann 2; Rademacher; Vogelbach 2; Amaya; Schwarber.  
**Runners left in scoring position, 2 out:** Amaya; Carhart 3; Vogelbach.  
**Team RISP:** 0-for-8.  
**Team LOB:** 8.

**BASERUNNING**

**CS:** Amaya (1, 2nd base by Baxendale/Turner), Hernandez, M (1, 2nd base by Baxendale/Turner).

**FIELDING**

**E:** Hernandez, M 2 (3, missed catch, throw), Vogelbach (2, fielding).

Fort Myers	IP	H	R	ER	BB	SO	HR	ERA	Daytona	IP	H	R	ER	BB	SO	HR	ERA
Baxendale	5.2	6	2	0	3	7	0	0.00	Zastrzyny	3.1	6	2	2	1	3	0	2.89
Peterson	1.1	0	0	0	0	1	0	0.00	Rosario, J	4.0	0	0	0	4	5	0	0.00
Burdi	2.0	0	0	0	0	4	0	0.00	Perakslis (L, 1-1)	3.0	3	2	2	1	1	1	3.38
Johnson, D (W, 1-1)	1.0	1	0	0	0	2	0	3.68	Kirk	0.2	0	0	0	1	0	0	0.00
Jones, Z (S, 2)	1.0	0	0	0	0	1	0	3.00	Totals	11.0	9	4	4	7	9	1	3.33
Totals	11.0	7	2	0	3	15	0	1.64									

**WP:** Johnson, D, Zastrzyny 2.

**Balk:** Perakslis.

**HBP:** Schwarber (by Baxendale).

**Groundouts-flyouts:** Baxendale 5-2, Peterson 2-1, Burdi 0-0, Johnson, D 1-1, Jones, Z 2-0, Zastrzyny 3-3, Rosario, J 5-1, Perakslis 4-1, Kirk 0-0.

**Batters faced:** Baxendale 25, Peterson 4, Burdi 6, Johnson, D 5, Jones, Z 3, Zastrzyny 17, Rosario, J 16, Perakslis 13, Kirk 3.

**Inherited runners-scored:** Peterson 1-0, Rosario, J 2-0, Perakslis 1-0, Kirk 1-0.

**Ejections:** Daytona Cubs pitcher Stephen Perakslis ejected by HP umpire Scott Costello (11th)

**Umpires:** HP: Scott Costello. 1B: Charlie Ramos. 2B: David Quintero. 3B: Mike Wiseman.

**Weather:** 81 degrees, partly cloudy.

**Wind:** 10 mph, Out to CF.

**T:** 3:33.

**Att:** 1,063.

**Venue:** Jackie Robinson Ballpark.

**September 8, 2014**

Choose a highlighted category to sort. NOTE: Rate stats do not use qualifiers.

GI ---GAMES BY POSITION---

BATTERS	AVG	G	AB	R	H	2B	3B	HR	RBI	TB	BB	IBB	SO	SB	CS	OBP	SLG	OPS	SF	SAC	HBP	DP	1B	2B	3B	SS	OF	C	E
<a href="#">Buxton, Byron</a>	.240	30	121	19	29	4	2	4	16	49	10	0	33	6	2	.313	.405	.718	0	0	3	0	0	0	0	29	0	0	
* <a href="#">Gonzales, Mike</a>	.274	78	281	44	77	22	0	9	53	126	30	1	62	0	0	.351	.448	.799	3	0	5	3	13	0	0	0	0	1	
# <a href="#">Goodrum, Niko</a>	.249	122	438	63	109	19	5	3	49	147	58	0	99	35	4	.337	.336	.672	4	2	2	7	0	4	92	26	0	24	
<a href="#">Grimes, Tyler</a>	.232	79	263	34	61	14	2	3	38	88	25	0	69	1	2	.313	.335	.648	4	7	8	8	0	34	5	0	21	19	7
<a href="#">Haar, Bryan</a>	.226	10	31	3	7	3	0	0	5	10	4	0	12	0	0	.306	.323	.628	1	0	0	0	3	0	4	0	0	2	
<a href="#">Harrison, Travis</a>	.269	129	458	80	123	33	1	3	59	167	64	0	86	7	5	.361	.365	.726	8	0	7	7	0	0	15	0	98	0	9
* <a href="#">Hicks, Dalton</a>	.262	118	423	69	111	24	2	11	76	172	57	0	94	1	1	.344	.407	.751	10	0	1	7	109	0	0	0	0	0	8
<a href="#">Kanzler, Jason</a>	.267	27	86	23	23	3	1	3	11	37	12	0	33	12	0	.376	.430	.806	0	0	3	2	0	0	0	0	25	0	0
* <a href="#">Kepler, Max</a>	.264	102	364	53	96	20	6	5	59	143	34	0	62	6	2	.333	.393	.726	2	2	5	4	12	0	0	0	87	0	5
# <a href="#">Mejia, Aderlin</a>	.273	95	348	48	95	14	0	1	40	112	48	2	43	23	6	.361	.322	.683	5	5	3	11	6	45	19	24	0	0	10
# <a href="#">Michael, Levi</a>	.305	45	177	28	54	9	2	1	21	70	19	0	25	6	4	.375	.395	.770	2	1	2	2	0	43	0	0	0	0	5
<a href="#">Murphy, Jon</a>	.197	21	66	9	13	3	0	0	8	16	9	0	24	2	2	.293	.242	.536	0	0	0	1	0	0	0	0	19	0	0
<a href="#">Pettersen, A.J.</a>	.263	7	19	3	5	1	0	0	2	6	1	0	4	0	0	.318	.316	.634	1	1	1	0	0	1	0	3	3	0	1
# <a href="#">Polanco, Jorge</a>	.291	94	378	61	110	17	6	6	45	157	46	1	60	10	8	.364	.415	.780	6	1	1	8	0	6	0	86	0	0	26
* <a href="#">Ray, Lance</a>	.286	18	63	9	18	8	0	2	7	32	4	0	12	0	0	.333	.508	.841	1	0	1	4	0	0	0	0	15	0	0
* <a href="#">Roberts, Nate</a>	.276	19	58	12	16	9	1	0	8	27	10	0	11	0	0	.391	.466	.857	0	0	1	0	0	0	0	0	5	0	0
<a href="#">Rodriguez, Jairo</a>	.227	29	97	10	22	7	0	0	14	29	5	0	16	0	0	.278	.299	.577	3	1	3	4	0	0	0	0	0	29	4
* <a href="#">Rosario, Eddie</a>	.300	8	30	5	9	0	0	0	4	9	4	0	5	1	1	.382	.300	.682	0	0	0	0	0	2	0	0	7	0	0
# <a href="#">Santana, Danny</a>	.000	3	11	0	0	0	0	0	0	0	0	1	0	3	1	0	.083	.000	.083	0	0	0	0	0	0	1	2	0	0
# <a href="#">Swim, Alex</a>	.333	1	3	0	1	0	0	0	0	1	0	0	0	0	0	.333	.333	.667	0	0	0	0	0	0	0	0	0	1	0
<a href="#">Turner, Stuart</a>	.249	93	325	49	81	16	2	7	40	122	31	0	61	7	0	.322	.375	.698	2	1	5	7	0	0	0	0	0	92	3
<a href="#">Valera, Rafael P</a>	.111	3	9	0	1	1	0	0	0	2	1	0	3	0	0	.200	.222	.422	0	0	0	0	0	2	0	0	1	0	0
<a href="#">Walker II, Adam Brett</a>	.246	132	505	78	124	19	1	25	94	220	44	0	156	9	5	.307	.436	.743	3	0	2	15	0	0	0	0	110	0	6
<a href="#">Wickens, Stephen</a>	.310	15	58	11	18	2	1	1	12	25	6	0	12	4	1	.364	.431	.795	2	0	0	4	0	8	7	0	0	0	1
Team Total	.261	139	4612	712	1203	248	32	84	661	1767	523	4	985	131	43	.339	.383	.722	57	21	53	94							120

PITCHERS	W	L	ERA	G	GS	CG	SHO	SV	SVO	IP	H	R	ER	HR	HB	BB	IBB	SO	BK	WP	GO/AO	DP	WHIP	AVG	AB	TBF	SF	GF	HLD
<a href="#">Baxendale, D.J.</a>	4	4	6.02	11	11	1	0	0	0	58.1	70	39	39	7	4	12	0	41	0	3	0.76	5	1.41	.297	236	254	2	0	0
<a href="#">Berrios, Jose</a>	9	3	1.96	16	16	1	1	0	0	96.1	78	29	21	4	4	23	0	109	3	5	0.67	4	1.05	.218	358	389	2	0	0
<a href="#">Boer, Madison</a>	1	2	4.08	40	1	0	0	6	6	53.0	43	26	24	4	0	22	0	37	0	2	1.00	6	1.23	.222	194	220	2	22	5
<a href="#">Burd, Nick</a>	2	0	0.00	7	0	0	0	1	1	7.1	5	0	0	0	1	2	0	12	0	2	1.00	0	0.95	.208	24	28	0	3	1
<a href="#">Duffey, Tyler</a>	3	0	2.82	4	4	0	0	0	0	22.1	22	8	7	0	0	5	0	13	0	0	0.72	1	1.21	.244	90	95	0	0	0
<a href="#">Gilbert, Brian</a>	2	4	4.93	32	0	0	0	5	8	45.2	53	28	25	4	2	24	1	38	0	4	1.91	8	1.69	.291	182	211	0	15	3
* <a href="#">Gruver, Steven</a>	4	6	2.79	42	10	0	2	2	2	87.0	82	32	27	1	4	35	1	58	0	3	1.40	15	1.34	.253	324	371	4	10	7
<a href="#">Hermesen, B.J.</a>	1	2	6.62	20	3	0	0	2	34.0	49	26	25	5	1	16	0	17	0	2	2.43	6	1.91	.340	144	162	1	3	1	
* <a href="#">Hurlbut, David</a>	3	3	2.05	11	8	1	0	0	0	57.0	53	19	13	2	0	11	0	31	0	3	1.91	9	1.12	.249	213	229	3	0	1
<a href="#">Johnson, D.J.</a>	2	0	2.84	12	0	0	0	0	3	12.2	14	6	4	0	1	4	0	12	0	1	1.25	0	1.42	.269	52	58	0	6	0
<a href="#">Jones, Tyler</a>	3	3	3.73	40	0	0	0	13	19	50.2	49	27	21	2	1	23	2	53	0	6	1.06	5	1.42	.255	192	225	5	26	2
<a href="#">Jones, Zack</a>	0	0	0.00	5	0	0	0	3	3	5.0	3	0	0	0	0	2	0	5	0	0	0.67	1	1.00	.167	18	20	0	4	0
* <a href="#">Lee, Brett</a>	10	5	2.45	21	19	2	1	0	0	106.1	111	42	29	0	3	33	0	54	0	3	1.75	15	1.35	.272	408	457	5	1	0
* <a href="#">Melotakis, Mason</a>	3	1	3.45	25	2	0	0	1	3	47.0	50	20	18	3	3	24	0	45	0	4	1.49	5	1.57	.269	186	214	1	5	4
<a href="#">Mildren, Ethan</a>	3	3	5.47	10	10	1	1	0	0	52.2	62	34	32	6	6	18	0	29	0	3	1.24	4	1.52	.292	212	238	2	0	0
<a href="#">Muren, Alex</a>	1	1	2.41	13	0	0	0	0	1	18.2	18	6	5	1	1	4	0	11	0	2	2.91	4	1.18	.250	72	77	0	4	2
<a href="#">Peterson, Brandon</a>	1	1	1.80	31	1	0	0	1	1	45.0	28	10	9	0	0	17	0	65	0	5	0.57	1	1.00	.177	158	179	1	12	5
<a href="#">Shibuya, Tim</a>	7	4	3.64	28	10	2	1	2	2	89.0	95	39	36	5	5	11	0	59	0	2	2.06	13	1.19	.269	353	372	2	6	3
<a href="#">Slegers, Aaron</a>	2	1	3.32	3	3	0	0	0	0	19.0	14	7	7	2	2	4	0	12	0	0	0.72	1	0.95	.209	67	75	1	0	0
* <a href="#">Tomshaw, Matt</a>	11	6	3.50	25	21	1	1	2	2	136.1	152	67	53	10	4	28	0	82	1	7	1.14	18	1.32	.285	533	574	5	3	0
<a href="#">Van Steensel, Todd</a>	1	0	1.52	16	0	0	0	1	1	23.2	15	4	4	0	0	15	0	26	0	3	0.54	0	1.27	.181	83	99	1	7	2
* <a href="#">Wheeler, Jason</a>	6	5	2.51	13	13	1	1	0	0	79.0	77	31	22	2	1	19	0	57	0	2	1.12	6	1.22	.253	304	328	1	0	0
<a href="#">Wimmers, Alex</a>	3	3	4.04	18	7	0	0	0	0	62.1	71	44	28	2	3	25	0	70	2	3	1.05	2	1.54	.284	250	282	3	2	0
Team Total	82	57	3.34	139	139	10	16	37	54	1208.1	1214	544	449	60	46	377	4	936	6	65	1.54	129	1.32	.261	4653	5157	41	129	36

KEY: \* - left-handed hitter/pitcher, # - switch hitter

Choose a highlighted category to sort. NOTE: Rate stats do not use qualifiers.

GI ---GAMES BY POSITION---

BATTERS	AVG	G	AB	R	H	2B	3B	HR	RBI	TB	BB	IBB	SO	SB	CS	OBP	SLG	OPS	SF	SAC	HBP	DP	1B	2B	3B	SS	OF	C	E	
<a href="#">Altobelli, Bo</a>	.224	44	143	22	32	8	0	1	5	43	13	0	22	0	0	.319	.301	.620	0	2	7	3	30	0	0	0	13	5		
<a href="#">Avila, Carlos</a>	.333	3	9	0	3	1	0	0	2	4	2	0	2	0	0	.455	.444	.899	0	0	0	0	0	1	0	0	2	0	1	
<a href="#">Christensen, Chad</a>	.272	127	492	84	134	24	7	9	73	199	42	0	133	30	5	.339	.404	.744	6	2	11	10	90	0	0	0	36	0	7	
<a href="#">Garver, Mitch</a>	.298	120	430	65	128	29	1	16	79	207	61	1	65	7	5	.399	.481	.880	1	0	12	7	4	0	0	0	0	63	10	
* <a href="#">Granite, Zack</a>	.291	21	79	9	23	2	2	0	2	29	4	0	8	1	4	.321	.367	.689	1	1	0	0	0	0	0	0	21	0	0	
<a href="#">Haar, Bryan</a>	.267	108	401	46	107	20	5	14	63	179	30	1	127	1	2	.319	.446	.765	5	0	3	10	16	0	88	0	0	0	17	
* <a href="#">Hinojosa, Jonatan</a>	.341	20	85	16	29	2	4	1	15	42	5	0	20	2	2	.378	.494	.872	0	2	0	0	0	0	17	1	0	0	8	
<a href="#">Kanzler, Jason</a>	.286	84	315	48	90	8	8	9	48	141	16	0	105	15	7	.334	.448	.782	2	1	8	6	0	0	0	0	83	0	3	
<a href="#">Larson, Zack</a>	.265	41	151	19	40	11	0	1	20	54	10	0	35	4	0	.325	.358	.683	1	2	4	4	0	0	0	0	39	0	2	
<a href="#">Licon, Joel</a>	.201	43	134	10	27	4	0	0	8	31	17	0	39	3	1	.299	.231	.530	1	2	2	3	0	5	19	5	11	0	7	
* <a href="#">Mauer, Joe</a>	.400	4	15	2	6	0	0	0	1	6	0	0	1	0	0	.400	.400	.800	0	0	0	1	3	0	0	0	0	0	0	0
<a href="#">Murphy, Jon</a>	.207	47	145	12	30	5	0	1	9	38	20	0	49	4	3	.301	.262	.563	1	2	0	2	0	0	0	0	44	0	1	
<a href="#">Murphy, Max</a>	.242	32	124	15	30	7	0	4	15	49	8	0	40	1	1	.314	.395	.709	0	0	5	4	0	0	0	0	32	0	1	
<a href="#">Pineda, Jeremias</a>	.163	15	49	7	8	0	1	1	6	13	6	0	18	4	1	.268	.265	.533	0	0	1	2	0	0	0	0	14	0	0	
<a href="#">Quesada, Michael</a>	.205	60	200	22	41	13	0	4	26	66	22	0	47	1	1	.288	.330	.618	2	2	2	3	2	0	0	0	0	53	4	
<a href="#">Santý, Bryan</a>	.204	15	54	5	11	3	0	2	9	20	3	0	9	0	0	.259	.370	.629	0	1	1	5	0	0	0	0	0	4	1	
# <a href="#">Swim, Alex</a>	.311	63	238	27	74	9	0	0	31	83	15	0	26	0	2	.352	.349	.700	2	1	1	8	0	0	0	0	46	12	4	
<a href="#">Thomas, Ivory</a>	.163	36	80	14	13	1	0	2	8	20	37	1	39	3	1	.433	.250	.683	1	1	2	0	0	0	0	0	36	0	3	
<a href="#">Vavra, Tanner</a>	.258	81	279	39	72	14	1	1	22	91	26	0	69	7	3	.345	.326	.671	0	11	11	8	0	63	0	0	0	0	9	
# <a href="#">Vielma, Engelb</a>	.266	112	418	63	111	13	4	1	33	135	28	0	71	10	6	.313	.323	.636	5	5	3	11	0	7	0	105	0	0	18	
# <a href="#">Wade, Logan</a>	.233	75	279	36	65	12	4	7	38	106	16	0	64	4	7	.272	.380	.652	3	3	0	8	0	31	18	2	12	0	13	
* <a href="#">Walker, Ryan</a>	.239	76	268	38	64	8	4	0	24	80	23	0	60	9	3	.296	.299	.595	5	1	1	6	0	39	0	31	0	0	10	
# <a href="#">Williams, J.D.</a>	.245	75	261	34	64	19	4	3	30	100	29	0	71	7	2	.330	.383	.713	2	1	5	5	0	0	0	0	55	0	3	
Team Total	.259	140	4649	633	1202	213	45	77	567	1736	433	3	1120	113	56	.330	.373	.703	38	40	79	106							153	

PITCHERS	W	L	ERA	G	GS	CG	SHO	SV	SVO	IP	H	R	ER	HR	HB	BB	IBB	SO	BK	WP	GO/AO	DP	WHIP	AVG	AB	TBF	SF	GF	HLD
* <a href="#">Batts, Mat</a>	2	0	2.20	6	5	0	0	0	0	28.2	21	8	7	1	1	3	0	34	0	0	1.00	2	0.84	.208	101	105	0	0	0
* <a href="#">Bixler, Brandon</a>	7	4	2.68	41	0	0	0	0	1	74.0	49	25	22	2	1	37	0	77	0	9	0.85	4	1.16	.191	257	301	2	9	6
<a href="#">Boyd, Hudson</a>	4	4	4.34	44	0	0	0	7	11	58.0	52	32	28	5	3	31	0	45	0	7	1.12	4	1.43	.240	217	256	2	32	3
<a href="#">Burdí, Nick</a>	0	0	4.15	13	0	0	0	4	4	13.0	8	6	6	0	0	8	0	26	0	2	1.40	0	1.23	.174	46	54	0	8	0
<a href="#">Eades, Ryan</a>	10	11	5.14	26	25	1	1	0	0	133.0	147	85	76	11	10	50	0	98	0	13	0.79	11	1.48	.285	516	590	9	0	0
<a href="#">Gallant, Dallas</a>	2	1	0.64	21	0	0	0	5	5	28.0	12	3	2	0	1	9	1	46	0	1	1.05	1	0.75	.125	96	107	1	15	4
<a href="#">Gilbert, Brian</a>	1	0	0.90	6	0	0	0	0	0	10.0	5	1	1	0	1	2	0	12	0	3	1.00	0	0.70	.135	37	40	0	3	1
* <a href="#">Gonsalves, Stephen</a>	2	3	3.19	8	8	0	0	0	0	36.2	31	17	13	1	2	11	0	44	0	1	0.51	2	1.15	.228	136	150	0	0	0
<a href="#">Hu, Chih-Wei</a>	7	2	2.29	10	9	0	0	0	0	55.0	40	20	14	0	1	13	0	48	0	0	1.00	5	0.96	.201	199	216	0	1	0
<a href="#">Jorge, Felix</a>	2	5	9.00	12	8	0	0	0	0	39.0	57	40	39	9	2	20	0	23	0	5	1.00	4	1.97	.354	161	188	2	3	0
<a href="#">Landa, Yorman</a>	3	1	2.88	13	0	0	0	0	2	25.0	18	9	8	1	6	13	0	30	0	2	2.00	3	1.24	.200	90	109	0	2	4
<a href="#">Mazza, Chris</a>	4	4	2.79	25	0	0	0	0	1	48.1	47	16	15	1	1	11	0	62	0	4	1.39	5	1.20	.254	185	200	1	4	1
<a href="#">Mildren, Ethan</a>	3	5	4.03	14	13	0	0	0	0	73.2	78	35	33	6	5	16	0	54	1	3	1.77	7	1.28	.277	282	308	2	0	1
* <a href="#">Montanez, Josue</a>	2	4	6.67	24	6	0	0	0	0	56.2	63	50	42	2	4	27	0	58	3	1	1.02	3	1.59	.275	229	263	3	4	2
<a href="#">Muren, Alex</a>	3	1	2.89	29	0	0	0	1	1	56.0	47	19	18	2	2	8	0	44	0	2	2.71	9	0.98	.232	203	216	2	10	4
<a href="#">Nolasco, Ricky</a>	0	0	2.89	2	2	0	0	0	0	9.1	10	3	3	1	0	1	0	8	0	0	5.33	2	1.18	.278	36	38	0	0	0
* <a href="#">Penilla, Derrick</a>	1	2	5.64	7	3	0	0	0	0	22.1	25	16	14	4	0	10	0	22	1	0	0.52	3	1.57	.287	87	98	1	0	1
<a href="#">Peterson, Brandon</a>	1	0	0.71	9	0	0	0	3	3	12.2	9	1	1	0	0	2	0	19	0	1	1.25	0	0.87	.196	46	48	0	7	0
<a href="#">Powell, Christian</a>	0	1	7.56	10	0	0	0	0	0	16.2	20	15	14	0	1	16	0	17	0	5	1.58	3	2.16	.294	68	85	0	5	0
<a href="#">Reed, Jake</a>	3	0	0.36	16	0	0	0	5	6	25.0	10	2	1	0	1	3	0	31	0	0	1.50	1	0.52	.116	86	90	0	9	1
<a href="#">Romero, Fernando</a>	0	0	3.00	3	3	0	0	0	0	12.0	13	4	4	1	0	5	0	9	0	2	1.30	2	1.50	.289	45	50	0	0	0
* <a href="#">Rosario, Randy</a>	0	1	5.40	3	3	0	0	0	0	11.2	15	9	7	2	0	8	0	4	0	2	2.86	4	1.97	.333	45	54	1	0	0
<a href="#">Slegers, Aaron</a>	7	7	4.53	20	20	1	0	0	0	113.1	118	66	57	7	7	20	0	90	1	11	1.45	8	1.22	.268	441	473	3	0	0
<a href="#">Stewart, Kohl</a>	3	5	2.59	19	19	0	0	0	0	87.0	75	36	25	4	7	24	0	62	0	6	1.74	4	1.14	.233	322	360	5	0	0
* <a href="#">Sulbaran, Miquel</a>	0	0	0.00	1	0	0	0	0	0	1.0	1	1	0	0	0	0	0	1	0	0	3.00	0	1.00	.200	5	5	0	0	0
* <a href="#">Thorpe, Lewis</a>	3	2	3.52	16	16	0	0	0	0	71.2	62	37	28	7	5	36	0	80	1	8	1.13	4	1.37	.232	267	313	4	0	0
<a href="#">Van Steensel, Todd</a>	0	0	1.30	23	0	0	0	8	9	34.2	23	5	4	4	9	0	45	0	2	0.83	2	0.92	.189	122	136	1	18	1	
<a href="#">Wilson, Jared</a>	3	4	2.95	32	0	0	0	0	2	58.0	46	26	19	6	5	25	0	56	0	10	1.00	3	1.22	.219	210	248	3	8	3
Team Total	73	67	3.73	140	140	2	9	33	46	1210.1	1102	587	501	77	70	418	1	1145	7	100	1.62	96	1.26	.243	4535	5101	42	138	32

KEY: \* - lefthanded hitter/pitcher, # - switch hitter

Choose a highlighted category to sort. NOTE: Rate stats do not use qualifiers.

GI ---GAMES BY POSITION---

BATTERS	AVG	G	AB	R	H	2B	3B	HR	RBI	TB	BB	IBB	SO	SB	CS	OBP	SLG	OPS	SF	SAC	HBP	DP	1B	2B	3B	SS	OF	C	E
<a href="#">Deol, Dutch</a>	.181	32	105	7	19	3	0	0	8	22	11	0	29	0	0	.263	.210	.472	1	0	1	2	0	0	0	30	0	2	
<a href="#">Diemer, Austin</a>	.227	55	203	26	46	6	0	2	12	58	11	0	53	10	2	.305	.286	.591	0	1	12	3	0	0	0	55	0	4	
<a href="#">Doe, Brett</a>	.207	23	58	7	12	3	1	1	5	20	4	0	13	0	0	.313	.345	.658	0	0	5	0	0	0	0	0	21	5	
<a href="#">English, Tanner</a>	.316	32	114	20	36	5	2	3	16	54	18	0	27	5	1	.439	.474	.913	0	2	7	3	0	0	0	26	0	1	
# <a href="#">Fernandez, Jorge</a>	.321	33	109	13	35	6	2	1	25	48	8	1	23	1	1	.361	.440	.802	2	0	0	2	0	0	0	0	22	2	
* <a href="#">Gordon, Nick</a>	.294	57	235	46	69	6	4	1	28	86	11	1	45	11	7	.333	.366	.699	4	0	5	9	0	0	0	49	0	8	
* <a href="#">Hinojosa, Jonatan</a>	.247	32	97	15	24	1	2	0	8	29	7	0	22	2	0	.292	.299	.591	2	0	0	0	0	10	19	0	0	10	
<a href="#">Hurt, Will</a>	.235	25	68	7	16	0	0	0	5	16	7	0	26	0	1	.303	.235	.538	1	0	0	0	0	20	0	0	0	1	
<a href="#">Kelly, Pat</a>	.242	39	128	16	31	7	1	0	7	40	8	0	36	4	0	.290	.313	.602	1	0	1	5	0	39	0	0	0	4	
* <a href="#">Kuresa, Tyler</a>	.298	46	161	28	48	14	0	5	44	77	21	0	28	1	1	.381	.478	.859	4	0	3	5	39	0	0	0	0	3	
<a href="#">Mautner, Tyler</a>	.210	45	162	19	34	13	0	5	25	62	14	1	41	0	1	.306	.383	.689	1	0	9	2	2	0	43	0	0	10	
<a href="#">Murphy, Max</a>	.378	35	119	34	45	7	2	10	26	86	22	0	34	4	0	.483	.723	1.206	4	0	6	4	0	0	0	29	0	1	
<a href="#">Navarreto, Brian</a>	.194	31	108	16	21	8	1	3	15	40	7	0	33	0	0	.241	.370	.612	1	0	0	2	0	0	0	0	27	0	
<a href="#">Pineda, Jeremias</a>	.237	58	232	39	55	6	3	1	15	70	21	0	64	23	6	.309	.302	.610	0	2	3	0	0	0	0	55	0	2	
<a href="#">Real, Alex</a>	.284	28	88	9	25	5	0	1	11	33	4	0	23	1	1	.323	.375	.698	2	0	2	1	0	0	0	0	12	2	
<a href="#">Schmit, Blake</a>	.162	22	74	9	12	1	0	0	4	13	7	0	12	1	2	.250	.176	.426	1	1	2	2	0	0	3	19	0	9	
<a href="#">Yavva, Trev</a>	.319	50	185	32	59	20	1	1	34	84	18	0	37	1	2	.392	.454	.846	1	0	5	6	27	0	0	13	0	5	
<a href="#">White, T.J.</a>	.294	5	17	2	5	1	0	0	1	6	4	0	2	0	0	.429	.353	.782	0	0	0	0	0	0	5	0	0	3	
Team Total	.262	68	2263	345	592	112	19	34	289	844	203	3	548	64	25	.335	.373	.708	25	6	61	46						88	

PITCHERS	W	L	ERA	G	GS	CG	SHO	SV	SVO	IP	H	R	ER	HR	HB	BB	IBB	SO	BK	WP	GO/AO	DP	WHIP	AVG	AB	TBF	SF	GF	HLD
* <a href="#">Batts, Mat</a>	2	0	2.05	4	4	0	0	0	0	22.0	15	5	5	2	1	3	0	24	0	0	0.80	2	0.82	.203	74	79	0	0	0
* <a href="#">Booser, Cameron</a>	1	5	2.01	19	0	0	0	2	4	31.1	28	22	7	0	2	14	0	42	1	5	1.30	1	1.34	.231	121	139	2	6	3
<a href="#">Burris, Josh</a>	0	0	1.29	4	0	0	0	0	0	7.0	5	1	1	0	0	1	0	9	0	0	2.00	1	0.86	.192	26	27	0	3	0
<a href="#">Cederoth, Michael</a>	4	2	3.55	11	10	0	0	0	0	45.2	41	26	18	1	7	18	0	42	0	7	2.26	3	1.29	.227	181	209	0	0	0
* <a href="#">Clay, Samuel</a>	2	1	5.59	19	0	0	0	0	1	29.0	35	20	18	0	4	17	0	44	1	10	3.40	1	1.79	.285	123	144	0	4	1
<a href="#">Curtiss, John</a>	2	1	2.30	9	6	0	0	0	0	31.1	33	8	8	1	0	7	0	41	0	3	1.82	4	1.28	.273	121	129	0	1	0
<a href="#">Gibbons, Sam</a>	4	5	3.88	12	12	0	0	0	0	65.0	63	29	28	3	2	18	0	63	0	2	1.51	7	1.25	.259	243	269	2	0	0
* <a href="#">Gonsalves, Stephen</a>	2	0	2.79	6	6	0	0	0	0	29.0	23	12	9	1	1	10	0	26	1	1	0.74	2	1.14	.225	102	114	1	0	0
<a href="#">Hildenberger, Trevor</a>	0	0	0.00	1	0	0	0	0	0	1.0	0	0	0	0	0	0	0	2	0	0	1.00	0	0.00	.000	3	3	0	1	0
<a href="#">Hu, Chih-Wei</a>	1	0	1.69	3	3	0	0	0	0	16.0	7	3	3	0	1	2	0	16	1	0	2.20	0	0.56	.127	55	58	0	0	0
<a href="#">Irby, C.K.</a>	1	1	1.35	19	0	0	0	2	3	33.1	26	8	5	0	2	13	1	51	0	0	0.75	1	1.17	.206	126	141	0	8	2
<a href="#">Jorge, Felix</a>	4	2	2.59	12	12	2	1	0	0	66.0	58	20	19	2	4	14	0	61	0	4	1.03	3	1.09	.237	245	266	1	0	0
<a href="#">LeBlanc, Randy</a>	1	3	2.70	17	2	0	0	1	1	36.2	40	20	11	1	5	4	0	34	0	7	3.35	4	1.20	.278	144	157	1	6	0
<a href="#">Lo, Kuo Hua</a>	3	0	3.69	19	1	0	0	0	1	31.2	27	14	13	1	2	10	0	37	0	3	0.68	1	1.17	.229	118	133	2	8	2
* <a href="#">Montanez, Josue</a>	2	2	3.60	10	0	0	0	0	0	15.0	17	8	6	0	0	4	0	21	0	4	1.17	2	1.40	.266	64	68	0	3	2
* <a href="#">Penilla, Derrick</a>	5	4	4.53	13	11	0	0	0	0	51.2	59	30	26	2	3	10	0	50	1	4	0.81	4	1.34	.288	205	220	2	0	0
<a href="#">Poulson, Brandon</a>	0	1	8.59	6	1	0	0	0	0	7.1	7	7	7	1	1	13	0	9	0	2	0.33	1	2.73	.250	28	42	0	0	1
<a href="#">Reed, Jake</a>	0	0	0.00	4	0	0	0	3	3	6.0	1	0	0	0	0	0	0	8	0	0	2.33	0	0.17	.053	19	19	0	4	0
<a href="#">Rodriguez, Dereck</a>	2	2	1.05	17	0	0	0	5	7	25.2	19	6	3	0	3	8	0	19	0	1	0.93	2	1.05	.211	90	103	1	15	1
<a href="#">Steele, Keaton</a>	2	1	2.93	19	0	0	0	0	1	30.2	30	12	10	1	0	9	0	33	0	6	2.11	2	1.27	.254	118	128	1	7	3
<a href="#">Tillery, Zach</a>	0	0	3.00	1	0	0	0	0	0	3.0	2	1	1	0	0	0	0	2	1	0	2.50	0	0.67	.182	11	11	0	0	0
Team Total	38	30	3.00	68	68	2	14	13	21	584.1	536	252	195	16	38	175	1	634	6	59	1.79	41	1.22	.242	2217	2459	13	66	15

KEY: \* - lefthanded hitter/pitcher, # - switch hitter

Choose a highlighted category to sort. NOTE: Rate stats do not use qualifiers.

GI ---GAMES BY POSITION---

BATTERS	AVG	G	AB	R	H	2B	3B	HR	RBI	TB	BB	IBB	SO	SB	CS	OBP	SLG	OPS	SF	SAC	HBP	DP	1B	2B	3B	SS	OF	C	E
<a href="#">Baez, Dubal</a>	.281	40	121	21	34	6	0	0	9	40	10	0	20	12	4	.351	.331	.681	0	4	3	0	0	0	2	0	36	0	2
<a href="#">Barrie, Jack</a>	.205	25	73	1	15	2	0	0	4	17	7	0	26	2	1	.284	.233	.517	0	0	1	1	18	0	0	0	0	0	2
# <a href="#">Davis, Tyree</a>	.087	38	103	11	9	2	2	0	3	15	14	0	43	7	1	.210	.146	.356	0	0	2	0	0	0	0	0	37	0	3
<a href="#">Encarnacion, Frank</a>	.198	26	81	3	16	3	0	0	3	19	4	0	23	6	2	.244	.235	.479	0	2	1	1	0	0	0	0	24	0	3
* <a href="#">Gonzalez, Roberto</a>	.233	13	43	3	10	3	0	0	6	13	5	0	19	4	1	.313	.302	.615	0	0	0	0	0	0	0	0	12	0	2
* <a href="#">Granite, Zack</a>	.214	4	14	4	3	0	0	0	0	3	2	0	4	3	0	.313	.214	.527	0	0	0	0	0	0	0	0	3	0	0
# <a href="#">Guzman, Manuel</a>	.283	47	145	26	41	5	2	0	13	50	22	0	19	18	8	.385	.345	.729	0	4	2	5	0	21	0	23	3	0	7
<a href="#">Larson, Zack</a>	.320	9	25	2	8	1	0	0	3	9	5	1	3	1	0	.419	.360	.779	1	0	0	0	0	0	0	0	8	0	0
# <a href="#">Michael, Levi</a>	.308	5	13	1	4	1	0	0	2	5	2	0	0	0	1	.353	.385	.738	2	0	0	0	0	1	0	3	0	0	2
# <a href="#">Minier, Amaurys</a>	.292	53	171	25	50	11	2	8	33	89	29	1	52	2	2	.405	.520	.925	1	0	4	1	15	0	0	0	34	0	3
* <a href="#">Molina, Nelson</a>	.243	45	136	15	33	0	3	0	12	39	13	0	19	12	2	.305	.287	.591	2	4	0	2	7	2	18	14	8	0	9
# <a href="#">Montesino, Ariel</a>	.165	43	109	15	18	4	1	0	10	24	10	0	24	10	3	.233	.220	.454	1	1	0	1	2	8	7	1	26	0	5
<a href="#">Ojeda, Gabriel</a>	.169	25	71	4	12	2	0	0	8	14	8	0	18	2	1	.263	.197	.460	0	0	1	6	0	0	0	0	0	7	1
<a href="#">Polanco, Joel</a>	.248	32	117	16	29	6	0	2	14	41	6	1	30	4	0	.296	.350	.646	0	0	2	3	16	0	0	0	0	13	1
* <a href="#">Poteete, Jarrard</a>	.220	34	109	6	24	6	0	1	17	33	9	0	25	0	0	.292	.303	.594	0	1	2	5	1	0	0	0	0	24	1
# <a href="#">Ramirez, Joel</a>	.176	43	108	16	19	2	0	0	5	21	12	0	32	10	3	.268	.194	.463	1	2	2	2	3	8	4	25	3	0	10
<a href="#">Silva, Rainis</a>	.270	41	152	11	41	9	1	0	20	52	6	0	25	0	0	.294	.342	.636	2	0	0	3	10	0	0	0	0	24	4
<a href="#">Valera, Rafael P</a>	.254	47	138	23	35	8	2	0	14	47	21	1	17	13	2	.370	.341	.710	1	1	5	2	1	20	16	2	13	0	11
* <a href="#">Verkerk, Ruar</a>	.147	25	68	7	10	0	0	0	3	10	5	0	20	0	2	.216	.147	.363	0	2	1	2	0	0	21	0	0	0	5
# <a href="#">Wade, Logan</a>	.132	10	38	3	5	2	0	0	1	7	3	0	8	2	0	.195	.184	.379	0	0	0	1	0	5	2	0	0	0	1
<a href="#">White, T.J.</a>	.148	8	27	2	4	0	0	0	1	4	4	0	4	0	0	.273	.148	.421	1	0	1	1	0	0	8	0	0	0	6
# <a href="#">Wimberly, Corey</a>	.222	6	18	3	4	1	0	0	2	5	2	0	3	0	0	.318	.278	.596	1	0	1	0	0	3	0	0	3	0	0
Team Total	.226	60	1880	218	424	74	13	11	183	557	199	4	434	108	33	.307	.296	.603	13	21	28	36							91

PITCHERS	W	L	ERA	G	GS	CG	SHO	SV	SVO	IP	H	R	ER	HR	HB	BB	IBB	SO	BK	WP	GO/AO	DP	WHIP	AVG	AB	TBF	SF	GF	HLD
* <a href="#">Batts, Mat</a>	0	1	0.00	3	1	0	0	0	0	10.0	4	1	0	0	0	1	0	9	0	0	1.10	1	0.50	.118	34	35	0	0	0
<a href="#">Baxendale, D.J.</a>	0	0	0.00	2	1	0	0	0	0	7.0	1	1	0	0	0	2	0	8	0	0	1.60	1	0.43	.045	22	24	0	0	0
<a href="#">Burris, Josh</a>	0	2	4.91	4	2	0	0	0	0	7.1	7	9	4	0	0	6	0	8	0	0	1.29	0	1.77	.226	31	37	0	0	0
<a href="#">Del Rosario, Eduardo</a>	4	1	3.49	17	0	0	0	1	2	28.1	27	17	11	1	1	9	1	25	2	4	1.00	1	1.27	.237	114	124	0	6	0
* <a href="#">Easton, Brandon</a>	2	2	2.70	12	10	0	0	0	0	50.0	48	22	15	2	2	20	0	46	0	4	1.02	1	1.36	.253	190	215	2	0	0
* <a href="#">Farfan, Onas</a>	0	1	4.80	6	3	0	0	0	0	15.0	14	8	8	0	1	11	0	15	2	3	1.00	1	1.67	.241	58	71	1	0	0
<a href="#">Gonzalez, Miguel</a>	1	2	8.78	5	3	0	0	0	0	13.1	23	15	13	0	2	2	0	12	0	0	0.59	0	1.88	.371	62	66	0	0	0
<a href="#">Guver, Josh</a>	1	1	5.01	12	8	0	0	0	1	46.2	51	31	26	2	7	17	0	26	0	6	1.76	7	1.46	.283	180	206	2	1	0
<a href="#">Hayden, Zach</a>	0	0	3.38	8	0	0	0	0	0	5.1	2	6	2	0	2	11	0	7	0	5	1.25	1	2.44	.111	18	31	0	1	0
<a href="#">Hernandez, Onesimo</a>	1	3	3.73	8	7	0	0	0	0	31.1	29	18	13	1	3	16	0	35	0	4	1.52	4	1.44	.250	116	136	0	0	0
<a href="#">Hildenberger, Trevor</a>	1	4	2.57	23	0	0	0	10	14	28.0	27	12	8	1	1	5	2	30	0	0	3.00	2	1.14	.243	111	119	0	22	0
* <a href="#">Hurlbut, David</a>	0	1	3.24	3	3	0	0	0	0	8.1	9	4	3	0	0	2	0	4	0	0	1.10	0	1.32	.265	34	36	0	0	0
<a href="#">Jones, Zack</a>	0	0	3.38	6	1	0	0	0	0	5.1	3	2	2	0	0	4	0	9	0	0	0.75	0	1.31	.158	19	23	0	1	0
<a href="#">Liranzo, Wilfredy</a>	0	0	1.04	3	2	0	0	0	0	8.2	5	1	1	0	0	5	0	13	0	2	2.00	1	1.15	.167	30	35	0	0	0
<a href="#">Nordgren, Miles</a>	1	3	2.23	16	1	0	0	3	4	44.1	48	17	11	0	1	8	1	20	0	0	1.97	4	1.26	.277	173	184	2	9	0
<a href="#">Pearce, Callan</a>	1	2	6.04	18	0	0	0	0	1	25.1	26	17	17	2	4	13	2	23	0	3	0.89	0	1.54	.268	97	117	1	7	2
<a href="#">Silva, Jhon</a>	0	0	2.45	12	0	0	0	0	0	18.1	17	9	5	2	2	7	0	19	0	1	1.13	1	1.31	.254	67	79	1	1	0
<a href="#">Tapia, Alexis</a>	5	2	3.20	12	8	0	0	0	0	45.0	41	18	16	2	5	6	0	36	1	4	1.06	3	1.04	.236	174	187	2	0	0
* <a href="#">Theofanopoulos, Michael</a>	2	3	4.23	11	5	0	0	0	0	27.2	35	27	13	2	1	10	0	30	0	5	0.87	2	1.63	.292	120	134	3	1	0
<a href="#">Tillery, Zach</a>	2	3	2.31	11	5	0	0	0	0	35.0	27	11	9	0	2	9	0	25	0	3	1.11	3	1.03	.214	126	139	1	1	0
* <a href="#">Wagner, Seth</a>	0	1	5.67	18	0	0	0	2	3	27.0	21	18	17	2	2	16	0	19	0	2	1.43	3	1.37	.223	94	114	2	5	5
<a href="#">Zazueta, Leonel</a>	2	2	3.60	8	0	0	0	1	2	10.0	11	6	4	1	2	7	0	9	0	2	1.75	0	1.80	.262	42	51	0	5	0
* <a href="#">Zoquieli, Reyson</a>	0	3	10.97	10	0	0	0	0	1	10.2	11	16	13	0	1	18	0	5	0	4	1.89	2	2.72	.262	42	61	0	0	2
Team Total	23	37	3.65	60	60	0	3	17	28	508.0	487	286	206	18	39	205	6	433	5	52	1.68	38	1.36	.249	1954	2224	17	60	9

KEY: \* - lefthanded hitter/pitcher, # - switch hitter



Choose a highlighted category to sort. NOTE: Rate stats do not use qualifiers.

GI ---GAMES BY POSITION---

BATTERS	AVG	G	AB	R	H	2B	3B	HR	RBI	TB	BB	IBB	SO	SB	CS	OBP	SLG	OPS	SF	SAC	HBP	DP	1B	2B	3B	SS	OF	C	E
<a href="#">Alvarez, Jhonathan</a>	.211	34	109	14	23	1	1	0	9	26	20	0	27	0	2	.344	.239	.582	0	1	2	4	0	0	0	0	0	31	8
* <a href="#">Amarante, Junior</a>	.287	53	181	34	52	5	2	0	17	61	24	0	42	22	2	.383	.337	.720	0	6	4	0	0	0	0	0	40	0	6
# <a href="#">Andrade, Jorge</a>	.287	51	174	38	50	5	8	0	18	71	26	0	53	22	6	.388	.408	.796	2	3	4	2	0	33	0	0	3	0	5
* <a href="#">Arraez, Luis</a>	.348	31	115	23	40	6	0	0	15	46	16	0	9	10	5	.433	.400	.833	1	1	2	5	1	25	0	3	0	0	4
<a href="#">Diaz, Eugenio</a>	.167	14	48	11	8	0	0	0	6	8	8	0	11	0	0	.323	.167	.489	2	0	4	0	12	0	0	0	0	0	1
* <a href="#">Diaz, Lewin</a>	.257	43	144	17	37	13	0	5	27	65	26	0	24	0	0	.385	.451	.836	0	0	4	6	40	0	0	0	0	0	7
# <a href="#">Franco, Edwin</a>	.093	19	43	8	4	0	0	0	5	4	9	0	16	7	3	.250	.093	.343	0	0	0	0	0	1	0	10	0	0	5
# <a href="#">Hernandez, Francisco</a>	.210	42	119	20	25	0	0	0	13	25	27	0	36	7	6	.369	.210	.579	0	2	3	3	0	0	0	0	40	0	1
* <a href="#">Herrera, Edgar</a>	.259	43	139	17	36	2	2	0	15	42	23	0	23	5	5	.361	.302	.664	3	1	1	4	0	0	0	0	40	0	2
<a href="#">Martinez, Carlos</a>	.182	10	33	5	6	1	0	1	3	10	8	0	5	3	1	.349	.303	.652	1	0	1	0	0	0	1	0	0	7	3
# <a href="#">Martinez, Luis</a>	.328	23	58	12	19	3	1	0	9	24	11	0	11	14	4	.443	.414	.857	0	0	1	2	0	0	0	0	16	0	1
# <a href="#">Molina, Robert</a>	.206	43	141	14	29	7	2	0	11	40	20	0	25	3	2	.313	.284	.597	0	0	2	1	1	0	0	0	0	41	6
<a href="#">Morel, Emmanuel</a>	.240	55	171	34	41	2	3	1	29	52	19	0	39	7	2	.332	.304	.636	3	6	6	2	0	0	0	52	0	0	21
<a href="#">Palacios, Jermaine</a>	.270	49	178	40	48	11	6	0	29	71	35	0	37	14	3	.404	.399	.802	3	2	7	2	0	3	40	8	0	0	11
<a href="#">Parra, Jorge</a>	.260	52	177	31	46	9	3	0	19	61	23	0	41	2	1	.356	.345	.700	3	4	5	3	22	0	0	0	34	0	4
<a href="#">Tapia, Roni</a>	.269	50	197	19	53	15	4	0	26	76	10	0	56	0	1	.306	.386	.692	1	0	1	2	4	0	25	0	0	0	22
<a href="#">Tovar, Antonio</a>	.253	61	194	23	49	6	5	0	32	65	41	0	35	9	11	.381	.335	.716	6	1	3	4	0	0	0	0	59	0	2
# <a href="#">Ynfante, Gabriel A.</a>	.226	39	115	19	26	7	1	0	13	35	28	0	25	6	4	.419	.304	.724	1	1	11	1	2	15	10	5	0	0	12
Team Total	.253	70	2336	379	592	93	38	7	296	782	374	0	515	131	58	.367	.335	.702	26	28	61	41							147

PITCHERS	W	L	ERA	G	GS	CG	SHO	SV	SVO	IP	H	R	ER	HR	HB	BB	IBB	SO	BK	WP	GO/AO	DP	WHIP	AVG	AB	TBF	SF	GF	HLD
<a href="#">Aponte, Carlos</a>	3	4	2.89	23	0	0	0	2	4	43.2	37	18	14	2	7	24	0	26	0	6	1.20	3	1.40	.237	156	193	5	14	2
<a href="#">Balbuena, Erick</a>	1	2	7.17	17	0	0	0	1	1	21.1	15	25	17	0	4	23	0	22	0	16	1.42	0	1.78	.183	82	110	1	2	2
<a href="#">Cabrera, Robener</a>	3	3	4.03	15	5	0	0	0	0	44.2	36	23	20	0	6	17	0	42	0	7	1.80	4	1.19	.228	158	185	2	4	0
<a href="#">Gomez, Moises</a>	1	2	2.03	9	5	0	0	0	1	26.2	26	11	6	1	1	10	0	30	0	2	1.13	1	1.35	.252	103	116	1	1	0
<a href="#">Hernandez, Luis</a>	2	4	3.04	17	7	0	0	1	2	47.1	43	25	16	0	8	27	1	38	0	12	1.15	1	1.48	.238	181	217	0	3	0
<a href="#">Herrera, Juan</a>	2	2	3.31	12	1	0	0	3	5	16.1	14	11	6	2	4	7	0	8	0	1	1.86	7	1.29	.233	60	73	1	8	1
* <a href="#">Jimenez, Jadison</a>	6	3	2.19	13	13	0	0	0	0	74.0	51	23	18	0	3	16	0	56	0	4	1.55	4	0.91	.191	267	289	0	0	0
<a href="#">Martinez, Jose</a>	2	2	1.91	16	7	0	0	0	1	56.2	46	22	12	1	5	11	0	33	1	3	1.64	4	1.01	.221	208	227	2	2	1
<a href="#">Perez, Randolph</a>	3	0	1.32	16	3	0	0	2	3	47.2	26	12	7	0	3	19	1	37	0	6	1.33	6	0.94	.163	160	183	0	6	2
<a href="#">Quezada, Johan</a>	1	0	3.99	18	0	0	0	0	0	29.1	13	17	13	0	0	46	0	38	0	15	1.76	5	2.01	.135	96	144	1	5	4
<a href="#">Ramirez, Daulin</a>	4	3	5.84	22	0	0	0	3	8	37.0	33	31	24	0	6	22	1	35	0	16	1.20	0	1.49	.234	141	173	2	11	2
<a href="#">Ramirez, Jose</a>	4	0	2.25	14	14	0	0	0	0	64.0	45	23	16	0	7	33	0	55	0	7	1.46	8	1.22	.204	221	263	2	0	0
<a href="#">Ramirez, Williams</a>	4	1	1.81	16	15	0	0	0	0	74.2	46	31	15	1	3	33	0	81	1	12	1.57	6	1.06	.176	261	299	1	0	0
<a href="#">Rosario, Gabriel</a>	1	0	9.82	4	0	0	0	0	0	7.1	8	9	8	2	0	7	0	6	0	3	1.14	1	2.05	.296	27	36	1	1	0
<a href="#">Silva, Argenis</a>	6	1	4.33	22	0	0	0	1	2	35.1	39	20	17	2	5	16	1	27	0	8	1.66	3	1.56	.285	137	164	4	13	0
Team Total	43	27	2.98	70	70	0	4	13	27	626.0	478	301	207	11	62	311	4	534	2	118	2.18	53	1.26	.212	2258	2672	23	70	14

KEY: \* - lefthanded hitter/pitcher, # - switch hitter

## **MINOR LEAGUE CLIPS**

### **Miracle win the 2014 FSL Championship!** **Fort Myers Miracle – 9/8/14**

Jason Kanzler's two-run homer in the eleventh inning propelled the Fort Myers Miracle to the Florida State League Championship in a 4-2, extra inning win over the Daytona Cubs at Jackie Robinson Ballpark in game four on Monday night.

Tied 2-2 entering the eleventh, Adam Brett Walker doubled off Cubs reliever Steven Perakslis to lead off the frame. Tyler Grimes then failed to put down a sacrifice bunt, popping out to the catcher. Kanzler stepped to the plate. On a 1-1 pitch, Kanzler sent a soaring drive that cleared the wall in deep center field to put the Miracle up 4-2. The home run for Kanzler was his second of the postseason and pushed his RBI total to eight.

In the bottom of the eleventh, Miracle manager Doug Mientkiewicz called on Zack Jones to enter out of the bullpen. Jones retired the first two hitters on groundouts to short. Then, Jones fanned Wilson Contreras on three pitches with a 98 mile per hour fastball to seal the FSL Championship and the Miracle raced onto the field to start the celebration.

A tightly contested game, the Miracle pulled out to an early lead with a run in the first inning. Aderling Mejia led off with a walk coaxed from Cubs starter Rob Zastryzny. Niko Goodrum then laid down a sacrifice bunt to move Mejia up to second base. A wild pitch from Zastryzny advanced Mejia to third and Travis Harrison brought in the first run of the game with a sacrifice fly to center field, 1-0.

Fort Myers extended the lead to 2-0 with a run in the fourth. Stuart Turner and Max Kepler started the inning with back-to-back singles. Walker struck out, but Grimes yanked a double off Perakslis into left field for a RBI and two-run lead.

The Cubs clawed back into the game on a pair of errors. Miracle starter D.J. Baxendale hit Kyle Schwarber with a 2-2 pitch to put the lead-off man aboard. Dan Vogelbach then hit into a force play and replaced Schwarber at first base. Bijan Rademacher laid down bunt single to put runners at first and second. After Baxendale struck out Billy McKinney, Contreras hit a ball to third base. Goodrum attempted to throw to second, but missed the bag and Vogelbach scored, 2-1.

Daytona pushed across another unearned run off Baxendale in the sixth. Vogelbach led off with a double down the right field line. Rademacher struck out, but McKinney earned a walk. Contreras then hit a sharp grounder that eluded Grimes at second base and allowed a run to score and tie the game, 2-2.

Baxendale exited after 5.2 innings in a no decision. Piling up seven strikeouts with three walks, Baxendale gave up two unearned runs on six hits. Brandon Peterson entered in the sixth and struck out Ben Carhart swinging to end the frame. Peterson remained on the hill for a perfect seventh.

Mientkiewicz then brought in Nick Burdi in the eighth. Burdi put together a 1-2-3 eighth and then struck out all three batters in the ninth to force extra innings.

D.J. Johnson entered out of the pen in the tenth. After surrendering a game-winning homer to Contreras in game three on Saturday, Johnson worked out of a two-out, two-on jam to set the stage for Kanzler's heroics in the eleventh.

The FSL Championship is the first-ever in 22-year team history since moving to Fort Myers in 1992. The Miracle also defeated the Cubs in a FSL playoff series for the first time in Daytona team history. The Cubs are now 12-1 in postseason series. The Miracle finish the season with an 87-58 overall record and were 4-1 in the playoffs.